

Amateur
November

NEW CENTURY SUPER—MO

EXTRA SUPPLEMENT-GUIDE TO

Amateur Wireless

and
Radiovision

Thursday

3^d

Vol. XXI. No. 543

Saturday, November 5, 1932

The NEW CENTURY SUPER

FULL
DETAILS

BRINGS
IN
A RING
OF
STATIONS



Registered at the G.P.O. as a Newspaper

5,000,000 WIRELESS IS NEED BATTERIES!

IS YOUR OPPORTUNITY—MAKE WIRELESS BATTERIES—IT IS A PAYING PROPOSITION

The Demand for Wireless Batteries is increasing by LEAPS AND BOUNDS! According to the latest statistics only one in every three houses is equipped with electricity and so it is easy to see what an enormous demand there must be for High Tension Batteries. If you are a Wireless Enthusiast you know also that you and millions of others are constantly on the look-out for BETTER Batteries.

ANYBODY CAN DO IT!

Here is a way in which YOU can meet the demand for BETTER Batteries, and Profit Financially—make them yourself in your Spare Time by means of our Patented Method and Formula! By making your own batteries you can SAVE money—by supplying your friends and others you can MAKE money; and you can make up to £300 a year per Licence!

Study the pictures on the left and you will see how really simple it is. You will need no expensive "plant" or machinery—only a few simple tools and hand presses. You need have no special accommodation—a start can be made upon your present kitchen table. The children can help you.

WE WILL TELL YOU HOW

You may know nothing about Wireless or Electricity—it doesn't matter in the slightest! We will tell you how to do it—FREE. After receiving our instructions you can start right away to manufacture! And the work is intensely interesting, as well as easy; more fascinating than making your own Wireless Set! The saving is huge—an average worker can complete a 60-volt H.T. Battery in 2 hours, at a cost of 2s. 3d. approximately! Compare this with Shop Prices!

Many People LIKE YOU Have Doubled Their Incomes!

MAKE YOUR FRIENDS WIRELESS BATTERIES AND MAKE MONEY!

Consider what this means to you. Not only can you SAVE money on your own batteries, and get BETTER results, but directly

One Man Earned £960 in Spare Time

your friends know of them they will want some, too! Thus, you can begin to build up a Profitable Spare-Time Business and reap a Golden Harvest from the Wireless and Electrical Market. Many men are already making comfortable EXTRA incomes in this Pleasant, Easy Way.

There's MONEY in it—big money if you are energetic and anxious to get out of the rut! What could you do with an extra £300 a year?

PROFITS GUARANTEED

Your market is unrestricted—it can never become overcrowded—you sell where you like and when you like. If necessary we will purchase sufficient of your output to guarantee you a Weekly Profit providing it reaches the required standard of efficiency which is easily attainable. We will continue your training FREE until you reach that standard—that's fair, isn't it?

EARN £££'s BEFORE XMAS!

The dull, long winter evenings are here. How better can you employ them than in making money in this Fascinating, Interesting way? Enter this profitable employment NOW and earn £££'s before Xmas.

Don't hesitate—if you have never seen a battery before you can MAKE Money this way. Let us explain this GILT-EDGED HONEST PROPOSITION fully. Write AT ONCE! Make Your SPARE Hours GOLDEN Hours!

FREE "How to Start"

COUPON

To Mr. V. ENGLAND-RICHARDS,
THE ENGLAND-RICHARDS CO. LTD.
1223 King's Lynn, Norfolk.

Sir,—Please send me at once, and FREE, full details as to how I can Make Money at home in my spare time. I enclose 2d. stamp (for postage).


Print your name and address boldly in capital letters on a plain sheet of paper and pin this Coupon to it.

"Amateur Wireless," 5/11/32.



Please Mention "A.W." When Corresponding with Advertisers

● SEND FOR THIS BOOKLET—USE THE COUPON BELOW



The Famous WEARITE OT2 INTERMEDIATES specified for the NEW CENTURY SUPER

The very heart of a super-het. is in its intermediates—upon them the set's efficiency depends—and the designers have specified Wearite.

Prompted by the experience of past triumphs, including the original "Century Super"—with a knowledge of the careful and exclusive tests which every OT2 undergoes before release—the designers pinned their faith in the perfect functioning of their set to these coils. To ensure results as the authors intended you *must* use the Wearite OT2's.

Before you start building write for a copy of the new Wearite Booklet No. A.I.



THE WEARITE STICK-ON SELECTIVITY CONTROL AND AERIAL LEAD-IN fits any window—no holes—no tools. For use with any receiver.

PRICE 1/- COMPLETE With aerial anchoring block 1/6

OTHER WEARITE PARTS FOR THE "NEW CENTURY SUPER."

- One 50,000-ohm Potentiometer (Q.V.C.) combined with switch (G.40). Price complete, 6/6
- Eight Four-pin and One Five-pin Valve Holders (S.1). Price ... 1/- each
- One Super-het. Choke (H.F.S.). Price 6/6
- One 20,000-ohm Resistance (2 watt) (R.D.). Price 2/-
- One 50,000-ohm Resistance (4 watt) (R.D.). Price 2/9

AND A GOOD EARTH TUBE, USE THE WEARITE "NO TOOL" EARTH TUBE PRICE 3/6

THE WEARITE INTERMEDIATE COILS
PRICE 10/6 each

WEARITE COMPONENTS

COUPON

Please send me a copy of your latest illustrated Booklet (A.I) dealing with the full range of your components.

Name.....

Address.....

Messrs. Wright & Weaire, Ltd.,
740 High Road, Tottenham, N.17.

Telephones: Tottenham 3847/8 and 3015.

Don't Forget to Say That You Saw it in "A.W."

THE WORLD'S BEST COMPONENTS

20 M.A. AT
120v
AC MAINS
200-250v
45!

ONE VARIABLE
AND 3 FIXED

WIRE WOUND
RESISTANCES
ONLY



MF
MODEL
A.C.1

WESTINGHOUSE METAL RECTIFIERS
ALL BAKELITE CASES


D.C.1 25 mA.
OUTPUT
For 150v or
230v Mains **22! 6**

OTHER
MODELS

A.C.2 Same as A.C.1, but with Trickle Charger **60!**
A.C.3 150 v. 30 mA. 4v. Raw A.C. **60!**
A.C.4 Same as A.C.3, but with Trickle Charger **75!**
A.C.5 200 v. 50 mA. 4v. Raw A.C. **70!**
D.C.2 140v. 35 mA. One Variable, three fixed **35!**

NIGHTINGALE 3-VALVE RECEIVER

We have only a limited number of these famous receivers for disposal at this price. All bakelite base, size 18 x 9 x 9.



Make sure of being one of the lucky owners of this receiver—undoubtedly the greatest prize at our price ever offered in radio. Ask your dealer or send cash direct—but don't miss it. Usual

Price
80/-

To clear—

Cash re-
funded if
not
satisfied.

45!

The technical staff of "Amateur Wireless" highly recommend these Eliminators and Components for all their circuits. Ask your local dealer for particulars or write direct to—

MANSBRIDGE TYPE NON-INDUCTIVE CONDENSERS

2 MF - **2!**


4 MF - **3!**
750v TEST.



NIGHTINGALE BINOCULAR CHOKE


FOR ANY
CIRCUIT

4!



NIGHTINGALE R.C. UNIT HAS REIGNED SUPREME FOR FIVE YEARS

4!



DUAL RANGE COIL

GETS FOREIGN STATIONS
WHILE YOUR LOCAL IS
WORKING AND IS
GUARANTEED TO DO
THE

JOB

IT IS
DESIGNED FOR

4!




BULLPHONE RADIO

NEW NORTH ROAD BARKINGSIDE ESSEX PHONE CHIGWELL 162

Mention of "Amateur Wireless" to Advertisers will Ensure Prompt Attention

Another fine FERRANTI KIT



THE SUPERMIN 3

FERRANTI Ltd.,—who have given to Radio so many refinements and improvements—now introduce a Receiver which will meet the requirements of thousands of Home Constructors—as regards both price and performance.

A Screened Grid 3 Receiver—easy to build and to operate—which will bring in 20 to 30 stations under most circumstances.

Two tuned circuits have been employed in a manner which gives an unusually effective combination of selectivity and quality. The Receiver is thoroughly de-coupled, enabling you to use an H.T. Eliminator without fear of hum or motor-boating.

A receiver of really attractive appearance, inside and out. The technically minded will be particularly intrigued by the unique metal-coated baseboard and panel. The kit comprises all you need, (except valves, cabinet and batteries).

With the exception of the variable condensers, all the components are of FERRANTI manufacture, so that nothing more could be said for the quality of workmanship.

The price of the kit, including all components, fixing screws and wire, complete with metallised panel and baseboard, in sealed carton, represents radio's best value at £5.

FERRANTI SUPERMIN 3

Ask your dealer for a FREE Constructional Chart or write direct, enclosing 1½d. stamp.
FERRANTI Ltd., 'S' Chart's Dept. Hollinwood, Lancs.

KIT PRICE

£5



A NEW SET OR A RENEWED SET at a fraction of the cost

Perhaps your radio reception is on the downward path. Fewer stations; less volume; worse tone. Your set is not to blame. Your set is as up-to-date to-day as it was a year ago. It's your valves; they are not pulling their weight. Renew your set throughout with Tungram Valves. Make it as good, or even better than when you bought it, or built it. More stations; increased volume; perfect tone. But it must be Tungram! For this reason; Tungram Valves are the most efficient that modern science has so far produced. Tungram Valves are used by 61 British set manufacturers. But they cost very much less than the price you're used to paying. You cannot get Tungram quality in any other valve, even by paying twice the Tungram price! Insist on Tungram. Don't be put off. Go to a Tungram dealer; take nothing but Tungram!

RENEW YOUR SET WITH

TUNGSRAM

*Tungram Electric Lamp Works (Gt. Britain)
Ltd., Radio Dept., S.T.4, Commerce House,
72, Oxford Street, London, W.1.*

BARIUM VALVES

TELSEN DUAL-RANGE COILS



TELSEN DUAL-RANGE AERIAL COIL

incorporates a variable selectivity device, making the coil suitable for widely varying reception conditions. This adjustment also acts as an excellent volume control, and is equally effective on long and short waves. The wave-band change is effected by means of a three-point switch and a reaction winding is included.


7/6



TELSEN H.F. COIL


May be used for H.F. amplification with screened-grid valve, either as an H.F. transformer or, alternatively, as a tuned grid or tuned anode coil. It also makes a highly efficient aerial coil where the adjustable selectivity feature is not required.

5/6




TELSEN SCREENED COILS

The result of much research and experiment, these coils embody the ultimate efficiency attainable in a perfectly shielded inductance of moderate dimensions. Provided with separate coupling coils for medium and long waves, they are suitable for use as aerial coils or as anode coils following a screened-grid valve, giving selectivity comparable only with a well-designed band-pass filter. The coils are fitted with cam-operated rotary switches with definite contacts and click mechanism, and are supplied complete with aluminium screening cans, bakelite knob, and handsome "wave change" escutcheon plate, finished in oxidised silver.



Twin Matched Screened Coils
17/-



Triple Matched Screened Coils
25/6

8/6

Full instructions are supplied with every Telsen Screened Tuning Coil, showing you the alternative methods of mounting the coils, either singly or in twin-matched or triple-matched form as required.

TELSEN

RADIO COMPONENTS

TELSEN RADIO COMPONENTS ARE 100% BRITISH

ANNOUNCEMENT OF THE TELSEN ELECTRIC CO., LTD., ASTON, BIRMINGHAM

Don't Forget to Say That You Saw it in "A.W."



10/-
DOWN
AND BALANCE
IN EASY
MONTHLY
PAYMENTS

**"ATLAS"
FIRST AGAIN!**

THERE can only be one reason why every notable designer continues to make "ATLAS" his first choice—unapproachable performance! The joint authors of the "NEW CENTURY SUPER" now unhesitatingly specify the "ATLAS" A.K.260 for the finest possible results from this wonderful set. Actual competitive test has once again proved "ATLAS" paramount. Follow the designer's advice and insist on "ATLAS," the Olympia Ballot Winner. Ask your dealer for a demonstration to-day.

**MODEL
A.K. 260**

3 H.T. Tappings, 60/80v. (Min. Max.), 50/90v. (Min. Mid. and Max.), and 120/150v. Output 20 m/A. Trickle Charger for 2, 4 and 6 v. accumulators. Westinghouse Rectifiers. Guaranteed 12 months.

90/- or
10/- DOWN

CLARKE'S
ATLAS
MAINS UNITS

H. CLARKE & CO. (M/CR), LTD.
PATRICROFT, MANCHESTER
London Offices: Bush House, W.C.2.
Glasgow: G.E.S. Co. Ltd., 38, Oswald St. ☉

POST THIS COUPON TO-DAY!

Messrs. H. CLARKE & CO. (M/CR), LTD.,
George Street, Patricroft, Manchester.

Please send me full details of the complete range of "ATLAS" Mains Units.

Name
Address
29/5/32



This is the Type 9200 condenser intended primarily for use where lowest radio frequency impedance is required. Ideal for by-pass purposes in H.F. circuits. Working voltage 250 D.C., tested 500 volts D.C. Capacities from .01 mf. to 2mf. Prices from

The **2/-**
Condensers
which never
let you down

are made only by


DUBILIER

E.5

DUBILIER CONDENSER CO. (1925) LTD.
Ducon Works, Victoria Road, North Acton, W.3

TELSEN

BAKELITE DIELECTRIC CONDENSERS



TELSEN BAKELITE DIELECTRIC TUNING CONDENSERS

New design of great rigidity and exceptional compactness, ensuring the utmost efficiency in use even where space is very limited. The well-braced vanes are interleaved with a minimum of the finest solid dielectric, giving absolute accuracy of tuning. Supplied complete with knob.

In capacities .0005 and .0003


2/6

TELSEN DIFFERENTIAL CONDENSERS

Improved type of exceptionally rigid construction. The rotor vanes are keyed to the spindle and fitted with definite stops. A strong nickel silver contact makes connection to the rotor, a positive connection being made to the stator vanes. Supplied complete with knob.

In capacities .0003, .00015 and .0001

2/6



TELSEN REACTION CONDENSERS

In capacities .0003, .00015, and .0001.

2/4

In capacities .00075 and .0005.


2/6

TELSEN AERIAL SERIES CONDENSER

The ideal volume and selectivity control, solidly constructed, with very low minimum capacity. The externally keyed switch arm, when rotated to a maximum position, connects with a contact on the fixed vanes, thus short-circuiting the condenser for maximum volume. Supplied complete with knob.

Capacity .0003

2/3



TELSEN

RADIO COMPONENTS

TELSEN RADIO COMPONENTS ARE 100% BRITISH

ANNOUNCEMENT OF THE TELSEN ELECTRIC CO., LTD., ASTON, BIRMINGHAM.

Advertisers Appreciate Mention of "A.W." with Your Order



**BUY 100%
BRITISH**

LOOK
FOR "EDDY"
IN YOUR
DEALER'S
WINDOW

Mazda valves are standardised by most leading British receiving set manufacturers. They are designed by British engineers and manufactured throughout in our British factory devoted entirely to Mazda valve production. You can buy with confidence!

Always ask for Mazda valves—your dealer has them.

The amazing

**MAZDA
THE
BRITISH
VALVES**


V.164



The Edison Swan Electric Co. Ltd.
155 Charing Cross Rd. London. W.C.2

Mazda Radio Valves are manufactured in Great Britain for The British Thomson-Houston Co. Ltd., London and Rugby

RADIOPAK
TRADE MARK
THE ONLY COMPLETE BAND-PASS TUNER



**PRICE
COMPLETE**

£3

THE band-pass "Radiopak" simplifies set construction as well as it simplifies selectivity. No development in modern component design is so important as this to the amateur constructor. Revolutionary in conception and design, neat, compact, and robust, above all the "Radiopak" is efficient.

Consisting of screened coils, ganged condenser with drive, combined volume control, and on-off power switch, mounted neatly on a metal chassis, the "Radiopak" needs only the addition of valves, low-frequency circuit, loud-speaker, and batteries or mains unit to form a complete receiver.

Because the coils and condenser are matched with the highest possible degree of accuracy before leaving our factory, all ganging difficulty is eliminated, and each unit is supplied with a tuning scale calibrated in wavelengths.

Width along front of baseboard, 9 7/8 in.
Depth " " " " 6 in.
Height " " " " 6 1/2 in.
Supplied with full-size fixing template.

THE BRITISH RADIOPHONE LTD.
Aldwych House, Aldwych W.C.2
Telephone: Holborn 6744

FOR EVERY SET — there's a PILOT AUTHOR KIT

CASH — C.O.D. — or H.P.

EVERYTHING RADIO

CASH, C.O.D. or H.P.

CARRIAGE PAID TO YOUR DOOR

COSSOR MELODY MAKER MODEL 334 with Metallised Variable-mu S.G. and Detector Valves, Power Valve and Cabinet. Cash Price, £6/7/6. Balance in 11 monthly payments of 14/10. **Send 10/- only**

LISSEN "SKYSCRAPER 3." Chassis model with (Lissen) S.G., Detector and Pentode valves. Cash Price £4/9/6. Carriage paid. **Send 8/3 only**

Balance in 11 monthly payments of 8/3.

LISSEN "SKYSCRAPER 3" KIT with Lissen Valves, Walnut Cabinet and special Balanced Armature Loudspeaker. Cash Price £6/5/0. Carriage Paid. **Send 11/6 only**

READY RADIO "METEOR" S.G.3. Three-valve screened-grid receiver, with valves, cabinet, and permanent-magnet moving-coil speaker. Covers short, medium, and long waves without coil changing. Cash Price £8/17/6. Balance in 11 monthly payments of 16/3. **Send 16/3 only**

READY RADIO KENDALL-PRICE S.G.4. S.G., Detector, L.F. and Power. Complete kit less valves and cabinet. Cash Price £4/6/6. Carriage Paid. **Send 8/- only**

Balance in 11 monthly payments of 8/-.

W.B. PERMANENT-MAGNET MOVING-COIL SPEAKER. Type PM4. Complete with transformer. Cash Price £2/2/0. Carriage Paid. **Send 5/9 only**

Balance in 7 monthly payments of 5/9. **BLUE SPOT UNIT AND CHASSIS,** Type 99 P.M. Including matched transformer. Cash Price £2/19/6. **Send 5/6 only**

Balance in 11 monthly payments of 5/6. **EPOCH "20 C" PERMANENT MAGNET MOVING-COIL SPEAKER.** (New Edition). With 5-ratio input transformer. Cash Price £1/15/0. Carriage Paid. **Send 6/6 only**

Balance in 5 monthly payments of 6/5. **R & A "VICTOR" PERMANENT-MAGNET MOVING-COIL SPEAKER DE LUXE.** With 6-ratio input transformer and protecting grille. Cash Price £3/10/0. Carriage Paid. **With 6/5 order**

Balance in 11 monthly payments of 6/5. **ATLAS ELIMINATOR.** Type A.C.244. Three tappings. S.G., detector and power. Output: 120 volts at 20 m/a. Cash Price £2/19/3. Carriage Paid. **Send 5/6 only**

Balance in 11 monthly payments of 5/6. **HEYBERD H.T. UNIT D.150.** Tapped variable 60/120 v., variable 0/150 fixed. Max., 25 m/a at 150 v., 20 m/a at 120 v. Cash Price £4/6/-. Carriage Paid. **Send 8/10 only**

Balance in 11 monthly payments of 8/10. **GARRARD INDUCTION GRAMOPHONE MOTOR.** For A.C. mains. Model 202. Mounted on 12-inch nickel motor plate with fully automatic electric starting and stopping switch. Cash Price £2/10/0. Carriage Paid. **Send 4/7 only**

Balance in 11 monthly payments of 4/7. **GARRARD JUNIOR "B" SPRING MOTOR.** Complete with turntable. Cash Price £1/13/-. Carriage Paid. **Send 6/1 only**

Balance in 5 monthly payments of 6/1. **UNIVOLT ELECTRIC UNIT.** Standard unit with Univolt pick-up, automatic start-and-stop, for A.C. mains, 110/250 v. Cash Price £5/15/6. Carriage Paid. **Send 10/6 only**

Balance in 11 monthly payments of 10/6. **BLUE SPOT SPEAKER UNIT AND CHASSIS.** TYPE 100U. Cash Price £1/12/6. Carriage Paid. **Send 5/2 only**

IMPORTANT Parts, Kits, Miscellaneous Receivers or Accessories for Cash, C.O.D. or H.P. on our own system of Easy Payments. Send us a list of your wants. We will quote you by return C.O.D. orders value over 10/- sent carriage and post charges paid.



NEW CENTURY SUPER

As described in last week's issue of AMATEUR WIRELESS

KIT A
DELIVERED CARRIAGE PAID
ON FIRST PAYMENT OF
12/9
Balance in 11 monthly payments of 12/9

These are the Parts the Author used

- | | |
|---|--------------|
| 1 J.B. Unitone 2 twin-gang .0005 variable condenser... | £ s. d. 18 6 |
| 1 J.B. Nugang semi-screened single .0005 condenser... | 9 6 |
| 1 Bulgin 50,000-ohm potentiometer and switch, type V836 | 5 6 |
| 3 Wearite intermediates, type OT2, with pigtails | 1 11 6 |
| 1 Lissen-ganged oscillator and band-pass coils with switch... | 1 10 0 |
| 8 Telsen four-pin and one five-pin rigid type valve holders | 7 0 |
| 2 Dubilier 1-mfd. and one .02-mfd., type 9200, fixed condensers | 7 6 |
| 3 Lissen fixed condensers, .0001, .0002, and .001 mfd. | 1 6 |
| 1 Graham Farish 1-meg. and one 2-meg. grid-leak | 2 0 |
| 1 Telsen coupling unit, 10-1 ratio | 12 6 |
| 1 Sovereign .0003-mfd. pre-set condenser | 1 3 |
| 1 Sektun super-hot high-frequency choke | 5 0 |
| 2 Sovereign terminal blocks | 1 0 |
| 4 Belling & Loz marked terminals... | 10 10 |
| 9 Clix marked wander plugs | 1 1 1/2 |
| 2 Belling & Loz marked spade terminals... | 4 4 |
| 1 Ready Radio fuse and holder | 1 0 |
| 2 Graham Farish Ohmite 20,000-ohm and 50,000-ohm resistances | 3 0 |
| 1 Peto Scott aluminium bracket | 6 |
| Connecting wire, screws, sleeving, etc... | 1 6 |
- KIT "A" CASH or C.O.D. £7.0.0**
- Peto-Scott 16 in. by 8 in. oak-faced ply panel ready drilled ... 2 0
Peto-Scott 16 in. by 10 in. foil-covered ply baseboard ... 2 6

COMPLETE PILOT AUTHOR KIT PRICES

KIT "A" Cash or C.O.D. Carriage paid. Complete kit of Author's first specified components as listed, excluding panel and foil-covered baseboard.	£7.0.0 or 12 monthly payments of 12/9
KIT "B" Cash or C.O.D. Carriage Paid. As Kit "A" WITH oak-faced ready-drilled panel, foil-covered baseboard and valves.	£11 5 6 or 12 monthly payments of 20/9
KIT "C" Cash or C.O.D. Carriage paid. As Kit "A" WITH oak-faced ready-drilled panel, foil-covered baseboard valves and Peto-Scott New Century table model cabinet.	£12 0 6 or 12 monthly payments of 22/3

ANY PARTS SUPPLIED SEPARATELY

Cash or C.O.D. orders over 10/- sent Carriage and C.O.D. Post Charges Paid.

KIT BITS Selected C.O.D. Lines. You simply pay the postman — we pay all post charges.

Set of 6 specified Mullard valves	£ s. d. 4 1 0	1 Rola F5 P.M.P. moving-coil speaker	£ s. d. 1 12 6
Peto-Scott 16 in. by 8 in. by 3/16 in. ebonite panel, ready drilled	4 6	J.B. Unitone 2 .0005 twin-gang condenser	13 6
Table cabinet specified with ply panel and baseboard	1 1 0	J.B. Nugang semi-screened .0005 condenser	9 6
Camco "Windsor" cabinet ready drilled for panel controls	2 3 0	Set of 3 Wearite OT2 intermediates	1 11 0
		Lissen ganged oscillator and band-pass coils	1 10 0

SEND COUPON NOW FOR PROMPT SERVICE


PETO-SCOTT CO. LTD. 77 City Rd. London, E.C.1. Telephone: Clerkenwell 1943/7
West End Showrooms: 62 High Holborn, London, W.C.2. Telephone: Holborn 3248

Dear Sirs, Please send me CASH/C.O.D./H.P. _____
for which I enclose £..... s. d. CASH/H.P. Deposit Also send your FREE 1932 Radio Catalogue.
NAME _____
ADDRESS _____
A.W. 5/11/32.

IF THE MAKERS CAN DELIVER PETO-SCOTT WILL SUPPLY IMMEDIATELY

Buy by Post — it's Quicker

A Complete Range L.F. CHOKES



SEND FOR 80 PAGE CATALOGUE & MANUAL

REGISTERED DESIGN No. 773746

Remember L.F. Chokes marked 20 henry 20 m. amps are not always 20 henry at 20 m. amps. The little word "at" means a lot. It signifies the *working inductance*, and thereby efficient choke effect under load, i.e., the efficiency of a genuine L.F. choke depends entirely on what is the rated inductance with a given D.C. current passing. Don't be confused or misled by careless ratings—all Bulgin L.F. Chokes are given a *working rating*, and furthermore, will withstand a continuous 50 per cent. overload. Obtainable from all the best dealers.

1. STANDARD L.F. CHOKES

Two competitively priced medium power chokes suitable for eliminators or filter output use with small power valves. Screened, universal mounting, frosted aluminium finished case.

No. L.F.16.
20H at 20MA.
No. L.F.20.
32H at 15MA.

7/6

2. POWER L.F. CHOKES

A pair of really substantial chokes with genuine "Stalloy" core of large cross section, giving freedom from magnetic saturation. Low D.C. resistance, namely, 400 and 600 ohms respectively.

No. L.F.14.
20H at 50MA.
No. L.F.15.
32H at 30MA.

10/6

3. PENTODE C.T. L.F. CHOKES

Specially designed for use with pentode valves and electrically centre tapped to enable a step-down ratio of 2 to 1 to be obtained. Resistance, 1,000 ohms.

No. L.F.17.
50 Henrys
at
25 M.Amps.

11/6

4. SUPER POWER L.F. CHOKES

A really heavy-duty choke for power packs, etc. Special "Stalloy" core of unusually large cross section with correct proportioned air gap. D.C. resistance, 350 ohms.

No. L.F.21.
15 Henrys
at
100 M.Amps.

15/6

5. COMPLETE FILTER UNIT

Comprises one of our 20 H. power L.F. chokes and 2-mfd. condenser fitted in metal case, arranged with simple connections for adding to any receiver. Ensures greater volume and purity.

No. L.F.25.
20 Henrys
+ 2 Mfd.

15/6

SEND FOR NEW 80-PAGE CATALOGUE "A" AND MANUAL ENCLOSE 2d. POSTAGE



A. F. BULGIN & CO., LTD.
ABBAY ROAD, BARKING, ESSEX

Telephones : Grangewood 5266 and 7;
London Showrooms :
9, 10, 11 Cursitor Street, London, E.C.4
Telephone : Holborn 2072.



**BRITAIN'S LEADING RADIO WEEKLY
FOR CONSTRUCTOR, LISTENER & EXPERIMENTER**

EDITOR:
BERNARD E. JONES.

TECHNICAL EDITOR:
J. H. REYNER. B.Sc. AM.I.E.E.

RESEARCH CONSULTANT:
W. JAMES.

ASSISTANT EDITOR:
H. CORBISHLEY.

NEWS & GOSSIP OF THE WEEK

ART SUPPLEMENT NEXT WEEK!

IN presenting free with next week's issue a Special Art Supplement beautifully printed by the gravure process, we shall be breaking new ground, for, to the best of our belief, gravure—more properly rotary-gravure—has not up to the present been used in the production or embellishment of any wireless periodical in this country. Our supplement in many ways is an achievement. Please turn to page 979 for the Editor's own announcement of Next Week's Free Gift, and please see that you get in your order at once for your copy. A word to your friends would not come amiss, and we should be grateful for it. Further, note the important foot-line to this page.

THE "CENTURY"

And an Extra Supplement

THIS issue contains further interesting details of our new set which is out to beat all records—the "New Century

Super." This set is such a station-getter that we claim it will get any station you want. The Supplement Guide to 100 Best Stations, included this week, will help you to log the foreigners; in addition, there is a further eight-page supplement for beginners.

**DEFINITE EMPIRE
SERVICE PLANS**

**Details of the Five Entertainment
Periods**

AS we have already mentioned, the new Daventry Empire short-wave stations will make their bow to Empire listeners on Monday, December 19. For the present the aim is to serve each of the five zones with a two-hour programme. This will be given at 9.30 and 11.30 a.m. for Australia, 2.30 to 4.30 for India, 6 to 8 p.m. for Africa, 8.30 to 10.30 p.m. for West Africa, and 1 to 3 a.m., next morning, for Canada.

**FEATURES YOU
SHOULD NOT MISS**

- Building the "New Century Super."**
- Using Your Set on the Short Waves.**
- Are Dual Speakers Worth While?**

ALSO—

Station-logging Guide, "100 BEST STATIONS," and Eight-page Special Supplement for Beginners.

MORE NEWS BULLETINS

FOR the new Empire service from the Daventry stations there will be five news bulletins in the twenty-four hours, the nature of the news changing from time to time as fresh news "happens." In addition, there will be a weekly "news letter," containing all the important news of the week, broadcast each Sunday.

INSTALLING THE ORGAN

ALREADY we see that walls are being knocked down to take the new giant organ at Broadcasting House. It will have no less than 2,362 pipes, divided into thirty-one racks. There will be 150 draw stops—which need not be drawn, only lightly touched. Lights will show when the stops are in action. It will be ready some time next year.

**DANCE MUSIC FROM ALL
STATIONS**

AFTER December 19 all the relays will broadcast the late dance music programme every night until midnight. This is another move in the general policy of filling up the gaps that now exist in various parts of the B.B.C. programmes. No extra staff will be needed, but the engineers will have to work an hour longer.



A directional "mike" designed by the National Broadcasting Co. engineers in America. The bowl-shaped reflector is here being used in an opera broadcast

NEXT WEEK: HOME SET BUILDING ART SUPPLEMENT

NEWS · & · GOSSIP · OF THE · WEEK —Continued

THOSE RECORDED PROGRAMMES

IN readiness for the B.B.C.'s representative who is to start on a tour of the Empire on November 11, a number of programmes have been recorded at Broadcasting House for him to take in his luggage as examples of the kind of material which will be available in connection with the Empire broadcasting scheme. These disc records are intended for use by outlying stations where the provision of original programmes is impossible.

SOME "HIGH SPOTS"

THE recorded programmes now ready which will be submitted to local stations overseas, are mostly of an hour's duration and are as follows: (1) "Ellen Vannin Through the Ages"—a Manx National Programme, with music based on traditional airs; (2) "Cakes and Ale"—old English songs and choruses; (3)—"My Adventure at Chislehurst"—A. J. Alan; (4) Topical Half-hour—a selection of items of topical interest linked by music; (5) Vaudeville programme—Lily Morris, Bransby Williams, Charles Coborn and others, with Henry Hall conducting the B.B.C. Dance Orchestra; (6) Scottish programme—Saturday evening at the Manse, traditional music, pipes, etc.; (7) A Pageant of English Life, 1812-1933 (as yet untitled)—industrial conditions, the Diamond Jubilee, the Great War, etc.; (8) "Songs from the Shows"—British musical comedy successes, old and new; (9) "Postman's Knock"—British musical comedy specially written for broadcasting; (10) "Christopher Wren"—biographical play by Whitaker-Wilson; (11) Children's Hour programme—"Robin Hood and the Sorrowful Knight," traditional songs and choruses, written round the Robin Hood legend.

ANOTHER NON-STOP

ANOTHER hour of "non-stop" variety will be broadcast on November 7. It will include Harold Scott ("the man with a wink in his voice"), Ray Wallace, Cammeyer's Zither Banjo Society, Richard Matthews, Clarice Mayne, the Maestro Singers, and John Charlton. S. Kneale Kelley will conduct the B.B.C. Theatre Orchestra.

NEGATIVE PICTURES!

DURING one of the recent half-hour television broadcasts from Broadcasting House all the vision signals were sent out the wrong way round. Amateurs equipped with televisors got negative instead of positive pictures. The amusing part is that the B.B.C. check receiver did not record anything amiss, and it was not until six "lookers" wrote in that the B.B.C. knew anything about their negative broadcast. Apparently the cause of this curious effect was traced to the crossing of two wires in the control room.

SUNSHINE SUSIE IS COMING!

GOOD news! John Watt is arranging to broadcast a microphone version of that very popular film *Sunshine Susie*. And if he can get Renate Muller, the girl who took the name part and made famous the song "To-day I Feel So Happy," he will do the broadcasts on December 1 and 2.

B.B.C.'S BIRTHDAY PARTIES

TWO happy functions have been arranged for the B.B.C. staff to celebrate the occasion of its tenth birthday. There will be a night given over to dancing and cabaret, and another night for a dinner. These bright affairs will enable the staff to meet the Director-General and the Governors.



Miss Phyllis Monkman and Laddie Cliff take a keen interest in the Marconiphone portable which appears with them in "Rhyme and Rythm" in a popular London show

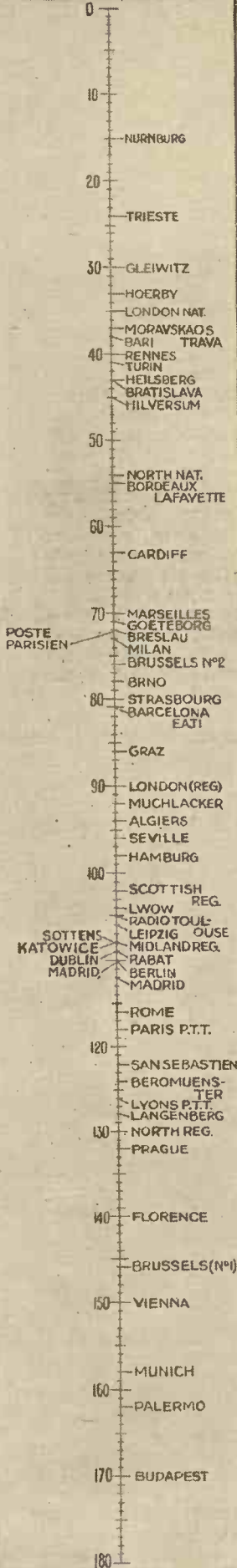
TWELVE REASONS WHY YOU SHOULD BUILD THE "NEW CENTURY SUPER"

1. It gets every station worth hearing.
2. The pentode output gives power.
3. The H.T. consumption is remarkably low.
4. It has great magnification without distortion.
5. The ganged switching gives complete simplicity of control.
6. A screen-grid detector makes possible exceptionally high sensitivity.
7. The valve arrangement is such that the total H.T. consumption is kept down to a minimum.
8. The filter in the detector anode circuit prevents instability and minimises interference due to heterodyne whistles.
9. The special L.F. coupling unit, combined with a pentode output valve, give maximum "punch" with minimum distortion.
10. The use of two variable-mu intermediate valves allows of an extremely high degree of H.F. amplification, combined with smooth and distortionless volume control.
11. The band-pass input filter, combined with band-pass intermediate transformer and a sharply tuned oscillator, give extreme selectivity; there is freedom from second-channel interference.
12. Finally, it is an absolutely up-to-date receiver, and you will be proud to have built and to own the "New Century Super."



Putting 'phones through their paces! The baffle speaker idea is used by the Post Office engineers in testing 'phones for frequency response. The padded box acts in just the same way as a sound-lagged speaker baffle

TUNING DIAL



How I Toured Europe on The New Century SUPER



By J. GODCHAUX ABRAHAMS

IT was my privilege in May, 1931, to test the original "Century Super," the receiver which did so much towards popularising the super-het in the British Isles.

You may recall that an improved version of this type of set was later brought out by AMATEUR WIRELESS and again achieved great success. When, some weeks ago, the "A.W." Engineering Staff told me that they had gone, not one, but at least two better than their previous effort, and added: "Would you?" I said I would—and I did, but I was only given one evening to carry out my tests.

You will say that this was far too short a period of time to ascertain what a new receiver can do. I agree with you, but apparently the constructors were fully satisfied that a run around the dials would convince me that the "New Century Super" is all that they claim for it.

It is, as you may see from the dial readings of the medium-wave stations and the log of the long-wave stations. Each station in every instance has been actually identified, and I have no doubt that had I been permitted to try out the receiver for a longer period, many more transmissions would have been heard.

At different times, wireless receivers offered to the public have been labelled "the forty-, the fifty-, or the sixty-station set," a qualification which in many instances is a misleading one. With many receivers of repute, and consequently

constructed on sound principles, it is an easy matter to work up a more or less sensational log, but it should be borne in mind that there is every chance that such a collection of transmissions cannot be picked up *nightly*. If, therefore, on a preliminary test, a *reasonable number* of broadcasts can be satisfactorily received, quite clearly and at a strength which would permit the listener to enjoy a programme, you may take it from me that you have not exhausted by a long way the possibilities of a set. And this undoubtedly is the case with the "New Century Super."

When you wish to try out a car you take it up a test hill, and note results; a short spin along a straight arterial road will not display all its qualities.

Much the same applies to a new receiver; you may hear a number of stations but can you capture those which do not appear frequently in the average log?

This will be the subject of my second test report on the "New Century Super" next week.


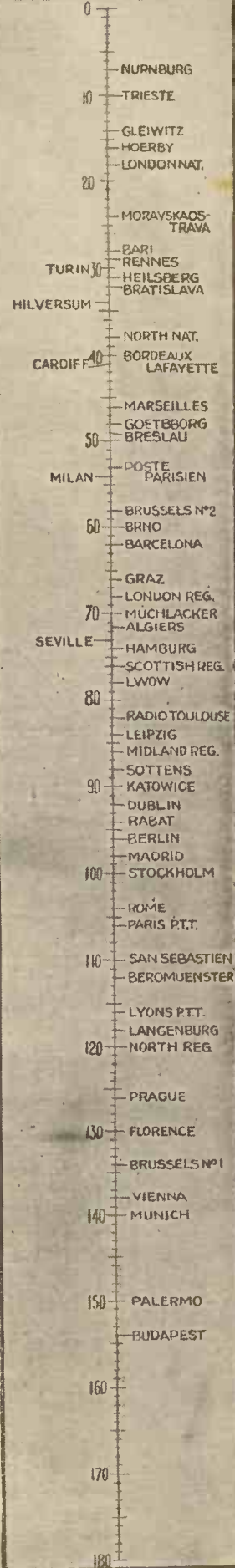
J. GODCHAUX ABRAHAMS.

important duties. The aerial tuning is fairly flat, and to search for a station much more attention must be paid to the oscillator dial. You will here find that the tuning is of knife-edge sharpness. Keep the dials so far as you can in step; the condenser readings will not correspond but the differences in degrees will remain about the same except at the lower and top ends of the coils.

Adjust the aerial dial and then bring the trimmer into play. This will so sharpen tuning that cutting out interfering transmissions by this means becomes a pleasure. With the volume control you can pull up the transmission from a whisper to full volume.

I found the set exceedingly stable and
(Continued at foot of next page)

OSCILLATOR DIAL



HOW IT IS DONE :

THE SILENCE CABINETS

As you walk through the passages of Broadcasting House you can often hear what is going on in the studios, not because any of the sound-proof doors are left open, but because every main studio has a listening and silence cabinet. You have only to walk into one of the silence cabinets or listening rooms, touch a switch and immediately hear what is going on in the studio next door through a pilot speaker.

These silence cabinets and listening rooms are in frequent use as the announcer can carry out his administrative work outside the studio itself, and can give instructions to waiting artistes while still being in touch, through the pilot speaker, with what is going on in the studio itself.

There is the usual double thickness glass window between the studio and the listening cabinet or silence room. The announcer or control engineer can see what is happening in the studio, but, until he touches the speaker switch he cannot hear the artistes broadcasting. The silence cabinet is absolutely "silent." Each silence cabinet has a mains-driven moving-coil speaker working off an

A.C. two-valve power amplifier. This amplifier is not connected direct to the microphone in the studio next door, but is connected to the main amplifier rack in the control room. There are two sets of lines running throughout the building, one carrying the National programme and the other the Regional. The power amplifier in the silence cabinet can be switched on to either of the lines or

the announcer can phone through from the listening room to have his speaker equipment connected to a special amplifier. This is done if the studio is being used for a rehearsal or for some item which is not actually being broadcast and which therefore cannot be picked up on the National or Regional lines.

The listening rooms are untreated acoustically, but the silence cabinets have packing on the walls, behind the decoration, and there is a condenser microphone over the announcer's desk in each of the silence cabinets so that he can broadcast without going into the main studio. He has a special silent volume control for his "mike" and when he is giving his introductory or concluding remarks through the silence cabinet microphone, a control engineer in the listening room signals to him when he has his microphone input control at the right setting.

The silence cabinets and listening rooms are often used in wireless plays. The narrators can broadcast from the silence cabinet while watching the artistes in the main studio.



This is the listening room adjoining the Military Band Studio in London. The pilot speaker is on the left, and the control desk on the right

"HOW I TOURED EUROPE ON THE 'NEW CENTURY SUPER'"

(Continued from page 971)

was not inconvenienced by heterodyne whistles; moreover, harmonics, of such stations as London National and Regional

end of the medium-wave coil). High-tension voltage, especially on the second detector valve, is critical, but this is merely a matter of a few minutes' test.

As already stated, in the short time at my disposal, I could not by any means exhaust the possibilities of this new version of the "Century Super." To the man who wants a sensitive, selective and all-round efficient receiver, and whose ambition

it is to scour the ether, the "A.W." Technical Staff offers one of the most fascinating radio instruments it has been my pleasure to handle.

Notwithstanding its great selectivity, quality has not been unduly impaired and the "New Century Super," although combining so many advantages, will take its place without any doubt as a thoroughly reliable household set.

RECEPTION LOG ON THE LONG WAVES

Wave-length Metres	Stations	Dials	
		Aerial	Oscil-lator
833	Heston Airport	... 30	19
848.7	Moscow (Tests)	... 33	21
900	Croydon Airport	... 35	22
1,000	Leningrad	... 38	24
1,034	Kiev (Faint)	... 42	25
1,083	Oslo	... 45	30
1,153	Kalundborg	... 65	41
1,200	Reykjavik	... 68	41½
1,229.5	Boden	... 70	42
1,237	Vienna Experimental (?)	71	42
1,304	Moscow (T.U.)	... 73	43
1,348	Motala	... 75	52
1,411	Warsaw (Slight interference from F.L.)	80	54
1,445.7	Eiffel Tower (F.L.) Paris	95	60
1,554.4	Daventry National	... 115	68
1,635	Königswusterhausen	... 116	70
1,725	Radio Paris	... 118	80
1,796	Lahti (Interference by Paris and Huizen)	... 123	82
1,875	Huizen	... 128	85
1,935	Kaunas (Faint)	... 132	87

Tested on October 18, 1932

(the test was made in north-west London) were particularly conspicuous by their absence (I found only one towards the top



A busy scene in a police radio van during a deputation of unemployed from all over London outside the County Hall. The transmitter in this van kept the police in touch with Scotland Yard

B.B.C. PROGRESS ... ON 7 METRES

In this brief summary of the B.B.C.'s work with its experimental seven-metre transmitter, ALAN HUNTER explains why progress must of necessity be slow and how in the near future it may be possible for amateurs to participate in the ultra-short-wave tests

It would therefore be useless to put up one of these transmitters in the country, because long before the signals reached to the nearest populated town they would have become absorbed. This is a point that has been overlooked by many amateurs.

To find out just what the range of the transmitter might be, the B.B.C. has fitted up a number of mobile vans with special short-wave sets, made and calibrated at the new research branch at Nightingale Lane, Clapham. These vans have, for the past month or so, been moving around in the "optical range" of Broadcasting House, that is, within a radius of about 12 miles.

This series of experiments has taken the engineers beyond Hampstead to the north, beyond the Crystal Palace to the south, beyond Kensington to the west and beyond the Tower of London to the east.

As a result of these extensive tests, which have of course been conducted with the aid of field-strength measuring apparatus in addition to the usual aural tests, valuable data has now been collected—sufficient to enable the scientific experts to make a first analysis.

It has been proved, and this is the point of greatest interest to the amateur in the London area, that up to about 10 miles it is quite possible to pick up the Broadcasting House ultra-short-wave signals with

ordinary apparatus, that is with a simple adaptor working on the super-het. principle, with a broadcast set tuned to the medium waves as an intermediate amplifier.


The next important series of tests, now in progress, is to determine how far the ultra-short-wave signals are affected by intervening buildings. It is known that the screening effect of masses of steel, as found in modern buildings in the Metropolis, is much more pronounced on ultra-short waves than on any other waves. At present it is not known whether these effects entirely nullify chances of reception.

It may be found that in "screened" areas the use of a vertical aerial wire on the roof will do the trick. There is the possibility that one main ultra-short-wave roof aerial may serve many sets by means of multiple feeders. All this is at present in the experimental stage. It will be Christmas before any further data can be collected on a sufficiently wide scale to produce trustworthy results.

That the B.B.C. has faith in its ultra-short-wave station, is proved by the news, exclusively given in last week's issue of AMATEUR WIRELESS, that television signals by the Baird process had been put out on 7.75 metres and have been picked up by engineers equipped with a televisor and short-wave receiver at Nightingale Lane.



Filming a television transmission! A scene in the studios during the filming by Gaumont-British of a Baird television broadcast. Mr. Baird is just in front of the left-hand camera



IN the early part of the summer of this year, a start was made by the B.B.C. with an experimental short-wave transmitter erected on the roof of Broadcasting House in Portland Place. Before we can estimate the value of the work that has since been done we must briefly go over the facts.

Strictly speaking we ought to refer to the new transmitter as an ultra-short-waver, since the wavelengths covered by the tuning apparatus are between 6 and 8 metres, far shorter wavelengths than those normally used for so-called short-wave broadcasting.

The transmitting apparatus is fitted up in a small room near the back of the clock at Broadcasting House, on the seventh floor. The aerial is on the roof just above. It is known as a Franklin half-wave aerial, consisting of vertical wires supported by horizontal wires held up by two 35-foot lattice masts, which you can see as you pass by Broadcasting House.


The 7-metre Aerial

The Franklin-type aerial is, at the moment, tuned to the ultra-short wavelength of 7.75 metres. It is on this wavelength that all the tests have been made since the start several months ago.

The purpose of the B.B.C.'s tests, which have been of a "secret" nature in that amateur help has been actively discouraged, has been firstly to discover what service range, if any, could be expected from such short waves from a transmitter erected in the heart of a big city like London.

You may wonder why, when all the new regional stations are carefully erected many miles from the cities they are designed to serve, the B.B.C. should erect the ultra-short-waver in the middle of London. The reason is that, following experiments in other countries, notably in Germany and in America, it was already known that the range would be limited to a few miles.

THE "NEW CENTURY SUPER" —
CONSTRUCTOR'S PICTORIAL
GUIDE



COND'S R RAISED TO
SHOW WIRING

WIRES 52 & 53
GO TO BOTTOM
OF H.F.
CHOKE

H.T.+3 H.T.+4 G.B.-1 H.T.- L.T.-

H.T.+1 H.T.+2 G.B.+

G.B.-2

H.T.+ * EARTHED TO BASE

L.T.+

A MULLARD 2-VOLT COMBINATION

That's all we need say. If it's Mullard you know it's the best. Mullard valves have stood the test of years: public preference has proved their quality and reliability: constant research and constant improvement makes them the valves of the moment. Now a new construction, the greatest development in modern valve design, makes them non-microphonic.

P.M.12 Screened Grid • price 16/6

P.M.1HL Detector • price 7/-

P.M.2A Power Valve • price 8/9

MADE IN ENGLAND

The valves specified for the "New Century Super" described in this issue are;—

- (1) Mullard P.M. 12. (2) Mullard P.M. 12V.
(2) Mullard P.M.1HL. (1) Mullard P.M. 22A.




Advt. The Mullard Wireless Service Co., Ltd., Mullard House, Charing Cross Road, London, W.C.2.

Arks

Mention of "Amateur Wireless" to Advertisers will Ensure Prompt Attention

Designed on a
NEW PRINCIPLE
to give **LONGER LIFE**
and **HIGHER AMPERE-
HOUR EFFICIENCY**



Type E.L.M.4. 45 a/h capacity. Price **8/-**

Type E.L.S.7. 60 a/h capacity. Price **12/6**

Type E.L.9. 80 a/h capacity. Price **12/3**

The new Ediswan "balanced capacity" accumulator is an entirely new development. The special design of the positive and negative plates which ensures exact electrical "balance," allows this accumulator to charge more rapidly, discharge more slowly and hold its charge longer than ordinary types. Twenty-five years of experience lie behind the production of Ediswan accumulators, while every possible mechanical refinement has been incorporated—British-made containers of clear glass, moulded ebonite lids, screwed vents, non-corrodible and non-interchangeable connectors and a metal carrier which fits neatly round the container.

Write for Leaflet No. A.B.736

EDISWAN
EXTRA LIFE
ACCUMULATORS



THE EDISON SWAN ELECTRIC CO. LTD.
155 CHARING CROSS ROAD, LONDON, W.C.2 B.193

FOR THE
CRITICAL EAR



■ **THE TWO-VALVE SET WITH THE
THREE-VALVE PERFORMANCE**

Don't mistake the "ATLAS TWO" for just another set. It's different! A real musical instrument so clear and so true that the living personality of the artist is actually re-created in your own home. Range and selectivity, too, mark as spectacular an advance as the truth of tone. You have never heard or handled such an amazing two-valve set.

The secret lies in the meticulous matching of components and the specially designed moving coil speaker.

Test the marvellous "ATLAS TWO" for yourself. Ask your dealer for a demonstration to-day and post coupon for full specifications.

A.C. and D.C.
MODELS

£10:10:0
or 50/- down.

BATTERY
MODEL (with-
out batteries)

£6:10:0
or 40/- down.

Including valves
and Royalties.

" **CLARKE'S**
ATLAS
TWO "

H. CLARKE & CO. (M/CR),
LTD., PATRICROFT, MAN-
CHESTER. London Office:
Bush House, W.C.2.

Glasgow: G.E.S. Co. Ltd., 38 Oswald St.

POST THIS COUPON NOW!

Messrs. H. CLARKE & CO. (M/CR), LTD., George St., Patricroft, Manchester.

Please send full details of the new "ATLAS TWO."

Name

Address.....

29/5/11

TELSEN

L.F. TRANSFORMERS COUPLING UNITS and OUTPUT CHOKES

TELSEN "RADIOGRAND" L.F. TRANSFORMERS

Typical of all that is finest in British Radio craftsmanship. Designed in accordance with recent research, constructed on the soundest engineering principles and tested rigorously for immaculate performance and enduring efficiency.

Ratio 3-1
Ratio 5-1 **7/6**

TELSEN "RADIOGRAND" (Ratio 1.75-1) TRANSFORMER

For use in high-class receivers employing two stages of L.F. amplification. When used following an L.F. stage employing choke or resistance coupling, it gives ample volume with remarkable re-
10/6

TELSEN "RADIOGRAND" (Ratio 7-1) TRANSFORMER

Gives extra high amplification on receivers employing only one stage of L.F. amplification. Not recommended for use with two L.F. stages, as overloading is likely to occur. **10/6**

TELSEN POWER PENTODE OUTPUT CHOKES

For mains operated pentodes taking an anode current of up to 40 m.a. Serves both to prevent direct current passing through the speaker and to match the speaker to the pentode valve, with the choice of three ratios—1-1, 1.3-1, 1.7-1. Used with a 1-mfd. condenser it gives a great increase in both quality and volume. **10/6**

TELSEN TAPPED PENTODE OUTPUT CHOKES

For mains and battery operated pentodes taking an anode current of up to 20 m.a. The single tapping provides (by reversing) ratios of 1-1, 1.6-1, 2.5-1, ensuring perfect matching under widely varying conditions. Also suitable for matching a low-impedance speaker with an ordinary power valve, a 1-mfd. coupling condenser being recommended for this purpose. **7/6**

TELSEN INTERVALVE L.F. COUPLING CHOKES

Primarily designed for use as coupling chokes but may be used in any circuit carrying not more than the stipulated maximum current. The 100H type is for H. or H.L. type valves and the 40H for L. types.

	Normal	Max.	
Rating.	Current.	Current.	
40 H.	— 5 m.a.	10 m.a.	5/-
100 H.	— 3 m.a.	8 m.a.	

TELSEN OUTPUT CHOKES

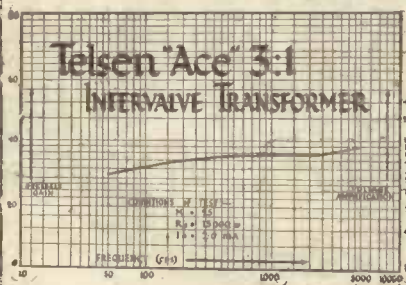
Designed for use with power or super-power valves taking an anode current of up to 40 m.a., this output filter provides an ideal response curve under all conditions. For use with a condenser of not less than 1 mfd. capacity. **7/-**

THE TELSEN "ACE"

The Telsen "Ace" is eminently suitable for Receivers where highest efficiency is required at low cost and where space is limited. As its characteristic curve will show, it gives a performance equal to that of the most costly transformers.

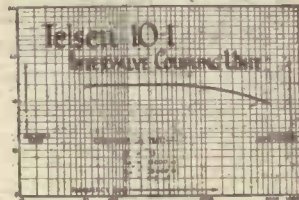
Ratio 3-1
Ratio 5-1

5/6



TELSEN 10-1 INTERVALVE COUPLING UNIT

A filter-fed transformer using a high permeability nickel alloy core, securing a 10-1 voltage step-up while preserving an exceptionally good frequency characteristic. The response is compensated in the higher frequencies for use with a pentode valve giving an amplification greater than anything previously achieved, equal to two ordinary L.F. stages but with better quality of reproduction.




12/6



TELSEN 1-1 INTERVALVE COUPLING UNIT

A modern development of the deservedly popular R.C. unit incorporating a low pass filter feed in its anode circuit, thus preventing "motor-boating," "threshold howl" and other instability due to common couplings in eliminator and battery circuits. Used with an H.L. type valve it gives an amplification of about 20 and a perfect frequency response on a negligible consumption of H.T. current.



7/6

TELSEN MULTI-RATIO OUTPUT TRANSFORMER

For use with moving-coil speakers, having a low-impedance speech coil winding, and suitable for anode currents of up to 40 m.a. Three ratios—9-1, 15-1, 22.5-1—allow for correct matching of speakers of widely varying characteristics. **10/6**

TELSEN OUTPUT TRANSFORMER (Ratio 1-1)

For connecting the speaker to the output stage, using a triode valve. Avoids saturation by isolating the D.C. from the speaker windings. Also keeps H.T. voltage from the speaker and its lead, which is especially important where a D.C. eliminator is being used. Suitable for anode currents of up to 40 m.a. **10/6**

TELSEN

RADIO COMPONENTS

TELSEN RADIO COMPONENTS ARE 100% BRITISH

ANNOUNCEMENT OF THE TELSEN ELECTRIC CO., LTD., ASTON, BIRMINGHAM.

Advertisers Appreciate Mention of "A.W." with Your Order

The Rule applies AGAIN—for the

**"NEW CENTURY
SUPER"**

AMATEUR
WIRELESS

Designers specify

**SLEKTUN "COLT"
TRANSFORMER**

A compact and robust L.F. Transformer housed in a neat and attractive black bakelite case complete with terminals and soldering tags. Unquestionably the finest transformer ever produced at such a modest price.

Specified by many leading set designers.

Ratios ; 2-1 3-1 4-1 5-1.

4/9



**SLEKTUN
COMPONENTS**
*to ensure perfect
performance*

**SLEKTUN
SUPER HET
CHOKE**

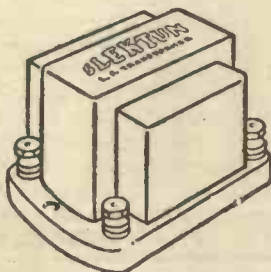
Extraordinary high inductance combined with low self-capacity make this choke ideal for the latest super-heterodyne Circuits.

5/-



**SLEKTUN SUPER
TRANSFORMER**

A general purpose L.F. Transformer of exceptionally high primary inductance, with self-capacity and primary voltage drop reduced to an absolute minimum. A definite advance on other transformers at twice the price. Guaranteed for three years. Ratios ; 2-1, 3-1, 4-1, 5-1.



You cannot obtain better than Slektun Components for the construction of a new set or to bring your present set up to date. Obtainable at most good dealers.

Slektun Components are being specified for practically all the leading sets of the year which means that when REAL performance is wanted Slektun components can be relied on for results. Post the coupon for complete list of Slektun Components.

SLEKTUN PRODUCTS LTD
21, DOUGLAS STREET
WESTMINSTER, S.W.1
Telephone : Victoria 3406

—USE THIS COUPON—

Slektun Products Ltd.
21 Douglas Street, S.W.1.

Please send me complete list of Slektun Components.

Name:

Address:

.....

On Your Wavelength!

KILO . . . WHATS?

WIRELESS is, happily, full of joys and little incidents. One of these came my way a few nights ago when several people were admiring the performances of a new set—a mains four-valver—that had just been installed in a friend's house. "Extraordinary how economical these sets are to run," remarked one chappie. "Now, I've a seven-valve super-heterodyne and all it takes from the mains is ninety amperes." "Ninety whats?" I queried. "Ninety watts? Why, I've just told you amperes." It took a moment or two to straighten out the whats and watts business; and then I congratulated the man on owning a receiving set with a rating higher than that of Budapest or Brussels. At 230 volts, 90 amperes would work out at a bit over 20 kilowatts and, on the whole, the set would not be exactly economical to run. A 90-watt consumption is a very different business!

"CESSPOOL"

I WONDER if you have tuned in the new big station that is now to be heard on 210 metres. If you haven't, you should do so without delay. Actually, it is Budapest No. 2, but in some lists which aim at minute accuracy it appears as Csepel. British tongues are not built to twist round words like that, and I am not surprised to find that several of my friends have jokingly christened it "Cesspool." Myself, I shall go on talking about Budapest No. 2, but that is merely a matter of personal preference. The station is shown as using a power of 3 kilowatts, but I suspect that its real rating is considerably more, for, despite its great distance from this country, it comes in very strongly. This may, of course, be due partly to its low wavelength, for experience of the Swedish relays and other small stations down near the bottom of the medium wave-band shows that immense range can be achieved after dark with quite small power on wavelengths between 200 and 250 metres. Nuremberg is another instance. This is genuinely only a 2-kilowatt station, though signal strength is frequently terrific.

THE WIRELESS POLE

THIS is not a note on aerials; it concerns an unfortunate inhabitant of Lodz, in Poland, who appears to be a human receiving set. It is reported on high authority that as soon as

the local station switches on, he is able to hear the programmes without the use of any kind of wireless apparatus. Though it has certain advantages, such a physical condition has also certain drawbacks. I have, for instance, always maintained that one of the most valuable features of the wireless set is that you can always switch off when you don't want to hear an item. The human receiver is apparently not provided with an on-and-off switch; he has to take everything that's going.

Whether the unfortunate man will be prosecuted for indulging in reception without a licence I don't know. It is stated that his case is attracting particular attention in medical circles and that he is being sent to Paris for observation and possible treatment. Paris strikes me as a rather unfortunate place, since it possesses at least five broadcasting stations, and unless the unfortunate Pole possesses a certain natural

occupied by a super-power super-shouter. Experience has already shown that even if two such stations are separated by hundreds of miles from one another, a 9-kilocycle difference in their carrier frequencies is not sufficient. But it will have to suffice because, owing to the crowded state of the band, they cannot be given more elbow room. The net result will unquestionably be that, as regards the reception of both home and foreign stations, we shall be far worse off than we were when moderate power was in general use.

WHAT OF THE FUTURE?

MUCH as I would like to see it, I am afraid that there is very little hope of a general reduction in the power rating of European stations—at any rate, in the next year or two. What is going to be the result of a continuance of the present policy? We shall have to make our receiving sets more and more selective and some kind of whistle filter to get rid of steady heterodyne beat notes may have to become a standard fitting. There is no question that high power has already rendered the reception of broadcasting a much more difficult and complicated business than it used to be, instead of making it easier, as those who first thought of high-power imagined would be the case.

When the old 2LO was my local station, a very simple set sufficed for beautiful

reception of its 2-kilowatt broadcasts at a range of rather less than thirty miles. Now I find the 50-kilowatt London Regional and the 50-kilowatt London National at fifteen or sixteen miles amongst the most difficult of all stations to receive properly. In order to obtain really good quality, I have to use four valves, whereas I used to use three—a rather surprising state of affairs. It isn't, of course, that I need more amplification. A high-frequency valve becomes desirable to provide sufficient selectivity to separate the two stations easily, whilst a special kind of detector and push-pull output are required to deal faithfully with deeply modulated high-power transmissions at short range. A queer business, isn't it?

THE COMING SET

I AM delighted to see that AMATEUR WIRELESS is carrying on its good work in the development of the super-heterodyne. This, to my mind, is the set of the future, and "A.W."

OUR ART SUPPLEMENT NEXT WEEK

IN BEAUTIFUL GRAVURE PRINTING

A Pictorial Demonstration of Home Set Building

After two big autumn issues, each with its special supplements and many extra pages, comes a surprise which we have been planning for many months. We are invoking next week the aid of rotary-gravure printing in the production of a FREE Art Supplement of a delightful nature, wholly different in appearance from any gift we have ever previously offered. Incidentally, the Supplement will demonstrate the possibilities of the new printing process, the basis of which is the use of cleverly etched copper cylinders which come into pressure contact with the paper. Our Free Gift will tell you pictorially the fascinating story of

THE WHOLE ART OF BUILDING A SET AT HOME

Being beautiful does not mean it won't be practical. It will be both, and just as useful as it will be artistic and attractive. Our Art Supplement in gravure is

A SEPARATE FREE GIFT

in Next Week's "Amateur Wireless," a fine big issue of remarkable value in every respect.

USUAL PRICE 3d.

ORDER NOW

selectivity, he may be in for an unhappy time.

A HOPEFUL SIGN

I HEAR that at the Madrid Radio Conference, the British delegates did put forward the suggestion that there should be a wholesale reduction in the power used by European broadcasting stations. Little support was apparently forthcoming, but it is good to see that some of those in authority have at length realised that the shouting-down competition in Europe cannot go on indefinitely. It is distinctly interesting that the proposal to reduce power should have come from us, for the B.B.C. is mainly responsible for having created the present position by its own regional scheme.

Old readers will remember that, from the time when the scheme was first mooted, I have always maintained that it could lead eventually to nothing but confusion. In a matter of months from now almost every channel between 330 and 550 metres will be

On Your Wavelength! (continued)

can justly claim to have been the first to realise the fact and to have brought the up-to-date super-het into the scope of the home constructor. A little more than two years ago there were many who said that the super-het could never come back. The original models had been tried and found wanting; hardly a super-het remained in use, and most people were convinced that it had unavoidable defects which rendered it quite unsuitable for use as a broadcast receiver.

The old super-hets consumed unconscionable amounts of both H.T. and L.T. current; they were noisy, they were difficult to tune, and the quality from them was definitely bad. Worse still, when numbers of high-powered stations came into being, the second-channel problem became acute. The super-het, as then known, received every station upon two different channels and in the case of big stations at short range, there were often no less than four settings at which the transmission came through. Second-channel interference—and sometimes third and fourth channel—was often bad enough to outweigh all the super-het's natural advantages in the matter of selectivity.

A VERY DIFFERENT AFFAIR

THE modern super-het as developed by "A.W." is a very different piece of apparatus. The current consumption can be kept down to surprisingly small limits; the background is devoid of offensive noisiness; the degree of selectivity obtainable is unapproached by any other kind of receiving set; ganged tuning makes genuine one-knob operation possible and renders the super-het the easiest of all receivers to work. In well-designed super-hets of to-day the second channel problem has practically ceased to exist. There is a no more delightful set to use, and if you are thinking of building a new receiver, I can very strongly recommend you to turn your attention to the "New Century Super."

THAT ECHO!

I WAS very interested during my last visit to Berlin to inspect the big Rundfunkhaus at Witzleben and to hear the sound effects produced in some of the studios. For instance, they have one asbestos-lined room so devoid of anything approaching an echo that the report from a heavy Colt revolver is throttled down to a thin, feeble "crack." On the other hand, there is another studio where a feeble hand-clap is magnified up to a reverberating roar. Not that the B.B.C. are behind in such matters; in fact, I rather think we lead the way. For instance, the special "echo" studio was used very effectively in the recent *Christopher Wren* broadcast—specially in the epilogue. Although this particular part of the play may not have been to everyone's taste, the intoning was certainly most impressive; better, in fact, than anything I have ever heard before.

THAT BATTERY PROBLEM

IN spite of all the mains-driven sets on the market, the battery problem is still a vexed question with most of us, seeing that only 40 per cent. of British householders are lucky enough to be on an electric supply system. I suppose it isn't possible to find the perfect solution—though quite a lot of grey matter has been spent in devising more or less ingenious makeshifts. For instance, a friend of mine who lives in the country takes his L.T. accumulator by car to the nearest garage—some miles away—every now and then. He uses a wet-cell H.T. battery and charges this occasionally from his L.T. accumulator by switching the H.T. cells into parallel during the charging operation. All very nice and handy. One Sunday, however, after leaving the H.T. on charge for some time, he found that he had run down the L.T. accumulator and, to save himself trouble, freshened it up from his car accumulator. He certainly got his Sunday programmes, but found next morning there was no juice left to run the starter. It was cold weather, and the car was a bit of a brute at its best, but he called it more than that before he finally managed to "swing" it into life.

A CURIOUS VALVE DEFECT

THE other day I came across another curious valve fault which rather puzzled me for some time. I had a set in which the quality was not at all nice. After playing round for a bit, I came to the conclusion that it was the output valve which was at fault. I changed the valve and everything was all right. As a matter of interest, I thought I would like to find what was actually wrong with the defective valve. I could not see any radical fault at first, and a test with a continuity meter showed no short circuit between grid and filament or anything of that sort. Yet replacing this valve in the set brought back the same poor quality, and I was very

A MOVING-COIL HINT

A moving-coil speaker which chatters and seems to overload has generally a lack of clearance between the moving coil and the magnet. The spot where the trouble is likely to arise can be seen from



the sketch. If no centering device is provided on the speaker, then the cone should be bent slightly until the speech coil clears the magnet system. This tip applies equally to permanent-magnet and energised speakers

puzzled to know what the explanation was, because the valve was a comparatively new one.

THE REASON FOR THE BAD QUALITY

QUITE by accident I happened to shield the valve with my hand and noticed that only one-half of the filament seemed to be alight. The filament, of course, was of the customary double "V" type, and when I looked into it I saw that only one of the "V's" was glowing its customary dull red. The other section of the filament was not glowing at all. From this I concluded that there must have been some high-resistance short circuit across the second part of the filament which was shunting some of the current, so that the second "V" was either receiving practically no current or, at any rate, not enough to cause it to warm up sufficiently to emit electrons. The short circuit must have been of fairly high resistance, or the remaining section of the filament would have received the full 2 volts and would have glowed much too brightly, which it did not.

At any rate, the effect was that only half the filament was active; so that the emission was nothing like sufficient for the purposes of the valve. Hence, the internal resistance was somewhere about double what it should have been, while the grid bias, which was quite normal when the valve was working properly, was much too much for this greatly reduced emission. Consequently, the valve gave all symptoms of an over-biased L.F. valve instead of an ordinary power output valve, and this was the explanation of the bad quality.

FOR BEGINNERS

IT'S not often that I mention lectures in these columns, but I have just heard from a Northern listener friend of a lecture that was really more of a friendly chat, when, last week, some eight hundred Liverpool boys and girls listened to a popular talk by Mr. Percy W. Harris on "Wireless for the Beginner." The talk, which was given in conjunction with the Ranelagh Hobbies Club and Messrs. Lewis's, the famous store, followed the autumn prize presentation to successful competition winners. Among the prize-winning entries were two ingeniously constructed wireless sets. The chair was taken by Mr. Marquis, managing director of Messrs. Lewis's. My friend tells me that Mr. Harris, who illustrated his talk by simple sketches on the blackboard, explained in popular language what happened between the studio and the listener. After his talk, he invited questions and took the opportunity of giving a simple explanation of how a variable condenser works. It's a difficult job, "making wireless easy," but the hearty applause which concluded the talk showed that the young audience appreciated the explanations, and I understand that Mr. Harris was kept busy for some time autographing copies of "A.W."!

THERMION,

VOLUME CONTROL IN SIMPLE SETS



It is, when we come to think of it, rather strange that although a volume-controlling device is fitted to most screen-grid sets, very little attention has been given to the problem of such a control in simple sets consisting of a detector and two low-frequency stages. Even in factory-built receivers of this type—and they are many—the control marked “volume” is in most cases just the knob of the reaction condenser. True enough, this can be made to control the volume on a distant station or one which without reaction is insufficiently loud to be of any programme utility, but as the majority of receivers are used in the service area of powerful

When you take a set such as the “Mascot,” which has all the advantages of the detector and two low-frequency stages, coupled with very sharp tuning, the de-tuning method is not always convenient, particularly when it is desired that the set should be used by members of the household all of whom have different views on desirable strength! What is wanted in such receivers is some real volume control which does not upset any other adjustment, so that once the receiver is properly tuned to a particular station any unskilled person can vary the volume

have failed badly in certain circumstances. Take, for example, Fig. 1, which shows the output valve of a simple detector and two low-frequency stage receiver. A variable resistance is connected across the loud-speaker, and as it is controlled by a knob it is possible to vary the strength from a whisper up to full volume.

The Matter of Quality

The main disadvantage of this scheme is that it gives very poor quality in the great majority of cases, for it cannot reduce distortion already occurring due to overloading the valves. The reduction of volume in this case is only achieved by

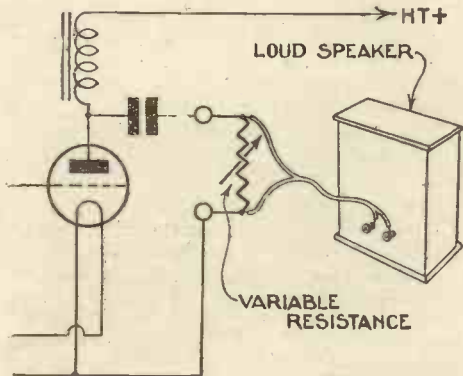


Fig. 1. The output valve stage of a simple “det. and two L.F.” circuit

Percy W. Harris deals with a topic of importance to owners of straightforward receivers in which control of volume is to be provided.

at will without requiring a skilled user to get the set back again to a proper tuning position when desired.

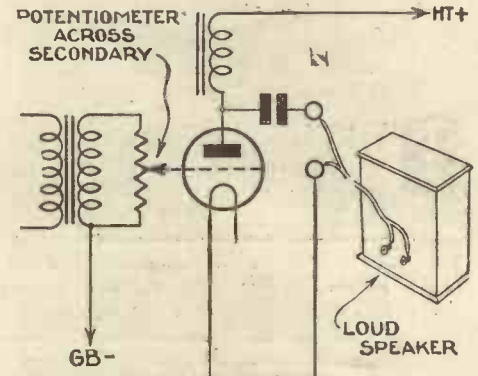


Fig. 2. A volume control consisting of a potentiometer across the transformer secondary

stations it often happens that programmes are much too loud even with this “volume control” set at zero.

Of course many people control the volume of such a set by de-tuning, for there is only one tuning condenser in many of these sets—that which controls the first grid circuit connected to the tuning coil. At one time this was a reasonable enough scheme, as not so very long ago there was a wide separation between the only stations that could be heard on such sets, but it was always open to criticism on the grounds of quality, which was never quite so good “off tune” as directly “on tune.” Nowadays in many conditions, particularly with simple sets in which the tuning is none too sharp, any appreciable de-tuning from one station will bring you into the programme of the other, so we must look elsewhere for a proper means of controlling volume on such receivers.

A Novel Scheme

I have recently been experimenting with a scheme which achieves this result and has certain very distinct advantages. To appreciate them I should like you to consider one or two other methods which have been suggested and used for achieving a similar result, and to show you why they

reducing the efficiency of the loud-speaker, the distortion still remaining throughout the receiver. It also has another technical disadvantage in that it gives you a varying load on the output valve, according to the different settings.

Fig. 2 shows another scheme, free from some of the disadvantages of the first. Here we have a volume control scheme consisting of a potentiometer across the secondary of the transformer. If the resistance of the potentiometer is made reasonably high it may even improve the quality slightly by giving a flatter response curve. Here, when the slider of the potentiometer is at the top, we get only slightly less volume than would be the case if the potentiometer were absent, the shunting value of the potentiometer resistance being quite high. As the slider comes down so we tap off less and less voltage, so that at the

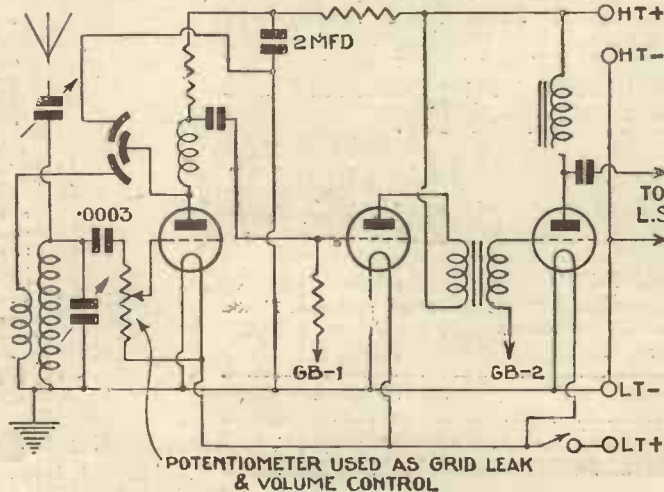


Fig. 3. A potentiometer as the grid-leak in a detector circuit

(Continued on page 1025)

NO GUESSWORK



LOTUS Guaranteed Components, specified by all the leading designers of the day, represent a short cut to certain success in set building. They are matched to work in perfect unty and the result is absolute fidelity and balance.

Miniature Reaction Condenser, .00015 or .00035 2/G

Slow Motion Condenser, .0003 or .0005, 6/G

with LOTUS GUARANTEED COMPONENTS

Building a modern Radio Receiver is like forming a Symphony Orchestra . . . each member and each instrument must be picked separately for individual performance, and the whole must work in complete harmony and under perfect control. When you build with LOTUS Components you guarantee the performance of the completed set.

Send this Coupon NOW


To LOTUS RADIO LTD., LIVERPOOL.

Please send Illustrated Lists of LOTUS GUARANTEED COMPONENTS and "Landmark 3" Kit. I enclose 6d. for Wiring Chart. (Strike out if not required).

Name.....

Address.....

1d. stamp only if envelope is unsealed, and Wiring Chart is not required. A.W. 5.11.32



Output Choke 20 henry, 5/G

Dual Range Aerial Coil, 5/G


The wonder KIT SET of 1932

Build it in an hour with only Screwdriver and Pliers . . . then switch on . . . and the kaleidoscope of programmes, rich in variety and interest, is yours to command! NOW . . . this very moment . . . get to know more of this amazing Kit Set!

POST THE COUPON.

Send for wiring chart

A BATTERY SET BECOMES A BETTER SET WHEN ELECTRIFIED WITH REGENTONE



An all-electric receiver is constant in efficiency of output, because the supply of power never varies.

If you have a battery set or a battery kit set, why not enjoy the advantages of All-electric Radio in the cheapest way possible?

Join up a REGENTONE Mains Unit in the same manner as a dry battery, connect to the electric supply socket, and your set becomes permanently powered by the mains at a cost not exceeding 6d. per month. Regentone mains units cost from 39/6, or 8/- down.

SIX STAR FEATURES COMMON TO ALL REGENTONE MAINS UNITS

- ★ Seven voltage tapings.
- ★ Line voltage output regulator.
- ★ Solid drawn steel case.
- ★ High capacity smoothing.
- ★ One efficiency only.
- ★ Price determines current output.



**LOOK FOR THIS
CARTON IN YOUR
DEALER'S WINDOW**

FILL IN THIS COUPON NOW

Please send me FREE and POST FREE full details of Regentone Mains Units

Name.....

Address.....


.....

.....

MY PRESENT SET IS A.W.1

REGENTONE LIMITED, Regentone House, 21 Bartlett's Buildings, E.C.4.
Tel. : Central 8745 (5 lines).
Irish Free State Distributors : Kelly & Shiel, Ltd., 47 Fleet Street, Dublin.

SPECIFIED
for the "NEW
CENTURY SUPER"




J.B. "UNITUNE"
 2-gang


The J.B. "Unitune" 2-gang and the J.B. "Nugang" Type A.1—these are the condensers that you must use to build the wonderful New Century Super . . . chosen for their unfailing accuracy, for their efficiency and ease of control.

The J.B. "Unitune," like all the new J.B. Gangs, is matched to within $\frac{1}{2}$ mmfd. plus $\frac{1}{2}$ per cent. It gives exceptionally fine tuning, the trimmer of the front section being operated independently from the receiver panel by means of a second knob concentric with the main tuning knob.

Both "Unitune" and "Nugang" Type A.1 have a rigid one-piece chassis and heavy gauge wide-spaced aluminium vanes. They are supplied complete with disc drive and bakelite escutcheon plate.



J.B. "NUGANG"
 Type A.1



J. B. UNITUNE
 2-gang, complete [at top] 18/6

J. B. NUGANG
 Type A.1, complete [at foot] 10/6
 (or 9/6 without screening lid)

PRECISION INSTRUMENTS

Advertisement of Jackson Brothers, 72, St. Thomas' Street, London, S.E.1.

Telephone: 1929

You will Help Yourself and Help Us by Mentioning "A.W." to Advertisers

Are Dual Speakers

J. H. REYNER, B.Sc., A.M.I.E.E., shows why better reproduction is possible with balanced dual speakers in place of the conventional single speaker



"... by the use of dual speakers we are enabled to radiate more power without shattering our ear-drums... the transients are much better reproduced with two loud-speakers."

Worth While ?

SEVERAL loud-speaker firms, notably the Magnavox and Rola companies, have recently introduced dual speakers. These are two specially matched loud-speakers which are both connected to the receiver at once.

The average reader may perhaps wonder whether this is not just a means of selling two loud-speakers where one would suffice. This is not the case, for several manufacturers in this country are fitting dual speakers as standard to their more expensive models, while the system has been popular in America for some time. There is, of course, an added expense, but for those who require really good quality this is justified by the results.

What then, are the advantages? First and foremost comes an improvement in the response obtained from the whole system, but this is not the whole story. By the use of dual speakers we are enabled to radiate more power without shattering our ear-drums. One can stand quite close to an orchestra without sensation of pain, yet any attempt to reproduce the same volume of sound from a single loud-speaker is accompanied by very considerable unpleasantness. Finally, the transients are much better reproduced with two loud-speakers.

Those Resonances

Let us analyse these points individually. We will consider first of all the question of response, although this is only half the story. The average loud-speaker contains two resonance points, one in the bass and the other in the treble. Now in order to obtain uniform reproduction it is necessary to accentuate the bass because the human ear becomes progressively less sensitive as we go down the frequency scale.

We can obtain the necessary increase in the bass by adjusting the resonance of the diaphragm to occur between 80 and 100 cycles, but we are prevented from making full use of this by the fact that when this resonance occurs the impedance of the loud-speaker increases enormously. Therefore we are unable to force the power through it, and we defeat our own ends. The dual-speaker system overcomes this difficulty by arranging that the resonances of the two loud-speakers are slightly different.

Normally, the two loud-speakers share the power between them. As we reduce the frequency we reach the point where one speaker resonates. The impedance of the speaker rises so that the current falls off. The other speaker, however, still carries its normal current so that the system continues to radiate sound.

Down in the Bass

As we continue to reduce the frequency we reach the resonance point of the second loud-speaker when the radiation from this speaker commences to drop away very rapidly. By this time, however, we have passed the resonance of the first speaker so



This photograph shows how the two compensated speakers are fixed on the one baffle

that this is now taking its share of the work and handles the bass quite satisfactorily.

The net result is a marked increase in the bass response over an appreciable register. This may only extend from perhaps 50 to 100 cycles, but you must remember that this covers a whole octave so that the improvement in the result is very marked.

In the upper frequencies the effect is slightly different. Here there is another resonance, not so marked as in the bass, but nevertheless present just before the speaker begins to cut off. At first sight it would seem that the best design of any single loud-speaker is one having a resonance at 6,000 or 7,000 cycles, but this can only be obtained by sacrificing the efficiency in the middle register and the results are not pleasant. With the dual-speaker system it is possible to use such an instrument in conjunction with a speaker of normal characteristics having a resonance at 4,000 to 5,000 cycles with quite a good middle register. Therefore we get here a blending of the two desirable characteristics and the effect of adequate radiation right up to 7,000 or 8,000 cycles per second.

So much for the response. Now for the question of power output. It is found that radiation from a loud-speaker is strongly directional and is more or less confined within an invisible tube coming from the mouth of the speaker. Under such conditions the power which the speaker will handle is strictly limited because beyond a certain point the sound pressure produced is so large as to produce a sensation of physical pain in the ear. With the dual-speaker system, on the other hand, we have two tubes like this which interfere with each other and break each other up.

Not a Chunk !

The result is that the radiation is distributed around the source of sound and does not hurl itself at us in a solid chunk, but permeates through the room much in the same manner as the sound would from an actual orchestra. Consequently, for the same power input to the two speakers, we appear to obtain less volume and we have to supply more power in order to bring the volume up. On the other hand we can continue to supply more power and bring the strength up to a value comparable with the real thing without producing physical pain.

If this process is carried to the limit, several loud-speakers may be used and the results get increasingly better, but even with two loud-speakers the difference is sufficiently marked to make the extra expense justifiable.

(Continued on page 1002)

Interesting facts about how quartz crystal is utilised for radio purposes are told in this



article, compiled from information given by W. A. Marrison in the Bell Laboratories Record

ABOUT QUARTZ CRYSTAL RESONATORS

THE properties of quartz crystals which make them useful in many electrical circuits are due largely to the piezo-electric effect. If a piece of crystalline quartz is strained mechanically it sets up an electric field in its neighbourhood, inducing charges or electric potentials on conductors in the field. Hence the derivation of the term piezo-electric from the Greek expression *piezin* which means "to press."

Conversely, when a piece of crystal is placed in an electric field, it changes its shape slightly. The deformation thus produced is very minute; it is, in extreme

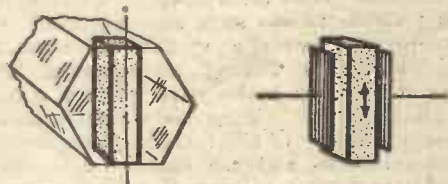


Fig. 1. Showing how the crystals are cut from the slab of quartz

cases, only a few thousandths of a millimetre for a rod one centimetre long.

Quartz, however, has other desirable properties in addition to piezo-electric effects, chiefly due to its low internal friction, and consequent low damping, and due to its hardness and chemical stability.

It is the low damping in quartz that makes this material especially suitable for resonators. The damping is so low that an oscillation, when once started, may continue through 6,000 vibrations before it is reduced to half of the original amplitude.

The familiar conch shell is a poor resonator in comparison with quartz, but it illustrates one point they have in common. The air in the shell resonates at certain audible frequencies from the great variety of sounds always present under natural conditions, and gives that characteristic sound reminiscent of the sea. A quartz crystal will select certain vibrations in a much higher frequency range and give a corresponding response under suitable conditions.

Stability

The hardness of quartz is important in the use of resonators, as it prevents wear and consequent change of dimensions, which would change the frequency of response. Because it is harder than most metals and alloys, quartz cannot be scratched by the metal electrodes or clamping devices. It can be scratched by topaz, ruby or diamond, which are all still harder. It is usually cut or ground to desired shapes by diamond dust or powdered carborundum used as abrasives.

The chemical stability of quartz is also of great importance. It cannot oxidise

because it is already silicon dioxide (SiO_2). The only chemical substances that affect it to any extent at ordinary temperatures are hydrofluoric acid and a few related minerals which do not occur free in nature.

Quartz is not appreciably soluble in water except at very high temperatures and pressures. The fact that clear crystals of quartz are often found among rocks that are disintegrating with age is a fair guarantee of the permanence of this material.

The Electrode Arrangement

If electrodes are arranged about a suitable piece of quartz crystal, so that an electric field between them will cause a deformation (i.e., a change in shape) the combination will behave in many respects like an electrical network containing a highly resonant circuit element.

This is due to the piezo-electric influence, which effectively couples some of the mechanical properties of the quartz crystal into the electrical circuit of which the electrodes of the crystal are the terminals. The piezo-electric resonator thus formed can be used in many ways for the measurement, control, or separation of frequencies over a considerable frequency range.

Perhaps the best known use of quartz crystals is for the control of frequency in radio transmitters. The high constancy of crystal control also makes it especially adaptable for use as a frequency standard. A standard of frequency employing quartz crystal oscillators is now in use in the Bell Laboratories and gives an accuracy of approximately one part in ten million.

Crystals for the broadcast and high-frequency range are obtained from slabs cut parallel to one of the six natural faces of the original quartz crystal. Resonators of the desired shape, either round or square, as is most convenient for cutting and mounting, are cut from these slabs. The most important dimension from the standpoint of frequency is the *thickness*, as the principal response depends most on this dimension.

The frequency of such crystals may be determined approximately by dividing the constant 2,100,000 by the thickness in millimetres. Crystals cut in the manner illustrated in Fig. 1 are mounted between pairs of parallel plate conductors, often, though not necessarily, in contact with them. The direction of the applied electrical field is perpendicular to one of the three electrical axes of the crystal.

The different axes of a quartz crystal are referred to as the optical, electrical and mechanical axes. The optical axis is the axis of symmetry of the hexagonal quartz prism and may be defined as a direction parallel to the length. The electrical axis

is parallel to opposite faces of the prism and perpendicular to the optical axis. The mechanical axis is also perpendicular to the optical axis, but is perpendicular instead of parallel to opposite faces of the prism.

Crystals for operating at relatively low frequencies are usually cut so that the long dimension is parallel to a mechanical axis, that is, perpendicular to the electric and optical axes. The electric field is applied by electrodes which are in the plane of the mechanical and optical axes, as indicated in Figure 2.

The frequency of an oscillator controlled directly by a crystal is usually above the audible range and may have any value, depending on the size of the crystal and the circuit conditions, up to several million cycles. The frequency of the primary standard now in use in the Bell System in America is 100,000 cycles per second.

When it is desired to obtain a low frequency controlled by a quartz crystal it is usually done by the use of a sub-multiple

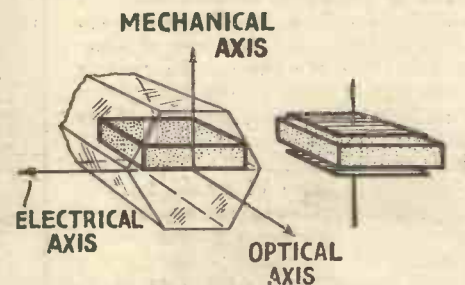


Fig. 2. The arrangement of the piezo crystal in the holder

generator. This is a circuit that will control a current at a frequency that is an exact sub-multiple of the input or controlling frequency. Any simple reduction from a half to a tenth can be obtained readily by this means in a single stage.

A good frequency standard, with the addition of a phoniwheel motor and a few gears, may be made into a clock capable of keeping accurate time and of accurately controlling time impulses. A clock of this sort, controlled by a quartz resonator, has an accuracy comparable to that of the highest precision pendulum clocks.

The use of quartz resonators in electrical circuits is of increasing importance and the above applications are not by any means all that could be stated. Some functions are performed by the use of crystals that could be achieved only with great difficulty or perhaps not at all by any other means.

The fact that a small piece of rock can be substituted for a highly resonant electric circuit element, and in many cases give an improved performance, makes the use of quartz unique in the electrical art.—A. S. H.



THROUGH
PROGRESSIVE
STAGES
OF
AMPLIFICATION

VALVES
GIVE THEIR
BEST —
POWERED WITH

EVER READY
BRITAIN'S BEST BATTERIES

There is an Ever Ready battery specially made to power each and every set properly. Write for list to

THE EVER READY CO. (GT. BRITAIN) LTD., HERCULES PLACE, HOLLOWAY, LONDON, N.7.

To Ensure Speedy Delivery, Mention "A.W." to Advertisers

“I want a good Wireless Set . . .

so that I can have a decent choice of programmes. I want a gramophone too, then I can make up a programme of my own favourites . . . In fact, what I *really* want is the two instruments in one, and its got to sound true to life. There's that transportable radio-gramophone by H.M.V. It's two in one, it's true to life, and no trouble to shift about. 25 guineas is pretty easy going—and, come to that, there's hire purchase . . .”



ASK TO HEAR THESE OUTSTANDING NEW RECORDS

Menuhin plays Elgar's Concerto!
Concerto in B Minor Op. 61 (Elgar)
Yehudi Menuhin and the London Sym-
phony Orchestra, conducted by Sir
Edward Elgar DB1751-6 6/- each

Magnificent Aldershot Tattoo
Recording

On the Quarter Deck—March Militaire
Aldershot Command Searchlight Tattoo—
1932. Massed Bands of the Aldershot
Command B4256 2/6

Peter Dawson sings War-time
Marches

El Albanico—Songs of the Brave. Peter
Dawson B4267 2/6

Ray Noble will also make you happy—
I'll do my best to make you happy—Love
is the sweetest thing (Film "Sav it with
Music"). Ray Noble and His New
Mayfair Orchestra B6245 2/6

Hear Gracie Fields' version of
Underneath the Arches

Underneath the Arches—John Willie's
Farm. Gracie Fields B4277 2/6

TRANSPORTABLE RADIOGRAM—THE ONLY 2 IN 1
INSTRUMENT OF ITS KIND. ALL-ELECTRIC, MARCONI
VALVES FITTED AS STANDARD, 25 GUINEAS.

OR BY HIRE PURCHASE

“His Master's Voice”

TRUE TO LIFE — RADIO AND RECORDS

The Gramophone Co., Ltd., London, W.1.

Don't Forget to Say That You Saw it in “A.W.”

KENNETH ULLYETT gives practical advice for those who do not want to go to the trouble of building a set specially for reception below 100 metres.



USING YOUR SET ON THE SHORT WAVES

The 7 and 14-megacycle equipment of Mr. H. B. Crowe, a London short-wave experimenter

THERE are many ways in which you can sample the fun of short-wave reception without building a special set for the job.

Simple adaptors can be used which enable you to tune down to below 100 metres with a standard broadcast-band set. One type consists of a single detector stage with short-wave coils in the tuning circuit which entirely replace the tuning arrangement of the broadcast set. This type of adaptor can be added in various ways, but it is of chief interest to the man who has a set without any high-frequency amplification. If the set has a high-frequency stage

the high-frequency stage of the existing set acts as the intermediate-frequency of the super-het. It is essential, therefore, that an autodyne unit be used with a broadcast receiver which has at least one high-frequency stage, and preferably a screen-grid stage at that.

Cutting-out Strays

Without exception, a unit to enable a broadcast-band set to tune on the short-waves should be connected up to the set without long wires. It is vital to cut down the stray high-frequency currents.

Fig. 1 shows the theoretical circuit of an adaptor which can be made up to replace the detector stage of a standard set. The output leads of this unit can be taken to a valve-holder type of plug, as shown, so that it is necessary only to take out the detector valve, put it in the unit and put the plug into the detector socket of the receiver.

This will cut out the detector wiring of the set, and the special short-wave coils and condensers of the unit come into play. There is, naturally, no need for separate batteries, for this added detector stage gets its high-tension through the usual high-tension tap to the detector.

Values are important. Short-wave low-loss coils must be used. They can be plug-in jobs, or you can use one of

microfarad maximum capacity must be connected across the grid-winding terminals and the reaction condenser should be of the same size. A short-wave type .00015 microfarad condenser will do in either position. You will see that there is a

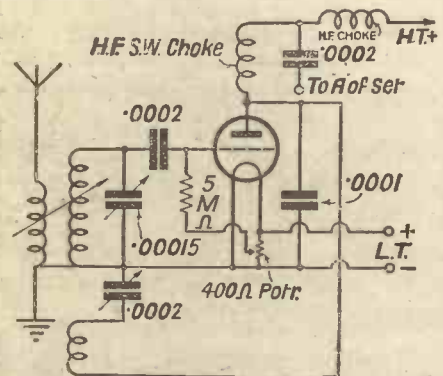



Fig. 2. The circuit diagram of a short-wave super-het converter, showing the short- and long-wave high-frequency chokes in series in the anode circuit. Note the coupling condenser joining unit to set



A super-het short-wave converter need not be difficult to tune. This unit, described in "A.W." No. 502, has only two controls

then it will be necessary to alter the high-frequency coils, and in ganged sets this is practically a structural impossibility.

The Super-het Adaptor

Then there is the super-het type of short-wave adaptor which consists, in the ordinary way, of one or more valves (generally a detector and an oscillator) which form the first stages of a short-wave super-het. The high-frequency stage or stages of the broadcast-band receiver form the intermediates of the short-wave super-het, and the detector of the broadcast receiver is the second detector of the super-het layout. This is a much more efficient method of converting a standard set, and which, if it is properly set up, is hard to beat for DX results.

A modification of this type of super-het short-wave adaptor is the autodyne. In this, a screen-grid valve is used as the oscillator detector of the super-het, and

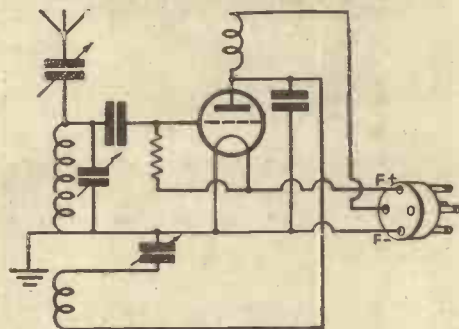


Fig. 1. The theoretical circuit of a simple one-valve adaptor to add to a broadcast-band receiver

the special tapped short-wave coils such as the triple-range Lissen coil.

A short-wave condenser of about .0002

neutralising condenser in series with the grid winding. It is a good tip to ensure smooth reaction over the entire wave-range, no matter what coils are used.

Use a Small Aerial

Never use a big aerial for short-wave reception, and no matter what type of aerial is tried, vary the neutralising condenser and find the best setting for each waveband. This advice applies to any add-on unit.

A short-wave choke must be used in the anode lead of a unit of this type, the by-pass condenser can have the usual value of about .0001 microfarad, and a .0002 microfarad and 3 megohm or 4 megohm leak should be used.

The super-het adaptor, a circuit of which is shown by Fig. 2, this being a typical arrangement, is just as simple to build as the add-on unit.

The valve in this unit acts as the first detector of the super-het arrangement. Therefore you will need an extra valve, for all the valves of the broadcast set are needed. The broadcast set must also have one good high-frequency stage, if not more.

(Continued on page 1002)

SOUND FROM DRAWINGS!



Dr. Alfred Gradenwitz describes a new scheme for producing harmonies from geometrical patterns through the medium of photo-cell apparatus

BRITISH talking picture engineers have already "manufactured" a human voice by drawing with Indian ink the sound track of a talkie film.

Now German scientists are experimenting with the production of harmonies from geometric patterns and a well-known Berlin film song writer has succeeded in turning regular geometrical patterns into musical harmonies. This composer, Oscar



Fig. 1 (top).—Three C's of different octaves. Fig. 2 (centre). Three different notes of three octaves. Fig. 3 (bottom)—Three notes, F sharp, C sharp and A sharp, sounding simultaneously

Fischinger, finds that after sitting down at the drawing table and patterning simple geometrical outlines, angles and curves, he can by photo-cell apparatus translate these into sound.

There are, indeed, as ascertained by Fischinger, strange correlations between geometric figures—strict mathematical forms and patterns—on the one hand, and musical works on the other. Sounds are patterns and patterns can be made to sound by talkie projectors. In fact, when transferred to a talkie film, patterns will assert their inherent tonal qualities, as sounds and tunes. The immediate acoustic relations between any given geometric systems, their instrumental *timbre*, can be ascertained experimentally.

Some examples will give an idea of the effects of various wavelengths:—

Fig. 1 is a wave picture of the note C in three different octaves. Fig 2 shows three different notes from three octaves, Fig. 3 the three notes F Sharp, C Sharp, D Sharp, and Fig. 4 illustrates five different C's, inserted into one another.


Flat waves will give soft notes, sounding as though from a distance, whereas those drawn at right angles correspond to sounds of normal strength and steep waves to

sounds of excessive intensity. Fig. 5 strikingly illustrates these differences in behaviour. Fig. 6 next shows how the quality of sounds can be further changed by varying the wave form as desired, how soft and floating as well as heavy and massive sounds, how loud and abrupt sounds, on the one hand, and soft evanescent sounds, on the other, can be produced.

The characteristic *timbre* of given instruments is rendered with surprising faithfulness by given geometric figures. Some concentric rings, e.g., as in Fig. 7, will result in the sounds of an electric bell, of which their very ornamental arrangement is reminding.

Another geometric figure, which in the talkie projector corresponds to the sounds of a flute, bears a striking resemblance to the conventional picture of a serpent, and a third ornament, characterised by bassoon-like sounds, even in its shape shows a certain connection with that instrument.

The various grey shadings of (drawn) musical ornaments are of considerable importance. The contrasts of a wave characteristic of prevalent effects, certain waves, i.e., certain sounds, can be made to predominate, while other waves, in various grey shadings, are superposed upon them. This is how very complicated tonal systems are obtained, which even as ornaments are productive of very attractive effects.



In order downwards: Fig. 4. Three C's in a tone pattern. Fig. 5. One note played at various intensities. A sound pattern showing variation of timbre. Fig. 8. The sound pattern of the voice of a German singer

Any tonal systems desired can be combined: Possibilities in this respect are quite unlimited, even personal or national characteristics being represented by ornaments. German singers, for instance, have a preference for an abrupt, rather violent formation of voice, in accordance with the



Fig. 7 (in order downwards). Showing the timbre of different sounds: xylophone, electric bell, two-note bell, bassoon, flute, an instrument rich in upper harmonics, bassoon and various high pitched sounds

curve shown in Fig. 8, whereas Frenchmen and Italians prefer a soft, melodious formation, as corresponding to their nature and as expressed outwardly in the characteristic patterns!

All these pictures are enlargements of talkie film bands of standard width (3 millimetres). While several ornaments can be traced beside one another even on these narrow bands, incomparably greater possibilities will result from a utilisation of the full width of the film, and musical composers are likely to avail themselves of these possibilities. In fact, they will be able on such firms not only to hit any pitch with the utmost accuracy but to represent, beside one another, the characteristic *timbres* of all the instruments of which an orchestra is made up. The composer's work is by this new draughtsmanship, recorded in far greater detail than by the usual system of note writing—all personal, individual characteristics, usually left to the conductor's interpretation, thus being faithfully registered.

OUR BROADCAST CRITIC ON "HIGHBROWS"



HARRY TATE
the popular comedian who
broadcast last week

I SUPPOSE most of you heard Mr. J. B. Priestley's talk after all the fuss about his losing his manuscript? I imagine he must have aroused some amount of controversy. He certainly took trouble to define what he thought a highbrow was. Personally I think the term an inexpressive one, but it is so common now that it is as well that someone like Mr. Priestley should define it.

On the other hand, I personally cannot agree with a great deal of what he said. He talked to this un-named listener in no uncertain fashion, but I came to the conclusion that if a highbrow was what Mr. Priestley said he was, then I have never come across one. I know nobody who even remotely resembles the type of person Mr. Priestley so vividly described.

The "person" undoubtedly was a highbrow, but surely he was rather exaggerated? Honestly, do you know anyone who fitted that description? Surely the term, as we have come to understand it—that is, if we really do understand it—means someone who appreciates the highest in art, music, literature, science, etc.

In the wireless sense the un-named listener whom Mr. Priestley trounced so unmercifully is merely the sort of person to whom a symphony concert or a chamber music broadcast appeals more than a Vaudeville broadcast.

It is unfair to suggest that such a person is objectionable. After all, it is quite often that our work makes us high or low brows. A great violinist, an opera singer, a writer on history cannot very well help being highbrow. His work makes him so. That does not necessarily mean that a vaudeville artiste need be a lowbrow. Probably he will be, because his work takes him away from the higher arts "Highbrow" may be a slang term, but personally I think highbrowism must be a virtue. What is wrong with deep study, anyhow? No, Mr. Priestley, you did not quite convince me! All the same, your talk was interesting as a broadcast.

There was another poor vaudeville during the week. I wonder if you were as disappointed in Harry Tate as I was? I remember him years ago when he did that scene called "Motoring." You will remember the sappy youth he had with him, presumably his son, who wore an Eton collar and had one tooth blacked out. He used to convulse the audience with his inane remarks. Was he not responsible for "Good-bye, Papa?" Then there was the fun with the motor horn which, being attached to two more or less invisible strings, always managed to be just where

Harry Tate was. He used to tread on it and kick it into the wings. But it was there again a few minutes later.

Since those days Mr. Tate has become famous in these various scenes. Well now, here we had him in "Golfing." His voice was there all right, his queer intonation being just as attractive as ever. We were given to understand that he brought the famous moustache with him to Broadcasting House, for where Harry Tate is, there the moustache is also. So everything was complete—apparently. When we came to his item something seemed to be missing. Mr. Tate had forgotten to bring any humour with him. Nothing but the feeblest lines. I am not relying entirely on my own judgment. There was little applause and practically no laughter. Mr. Tate must revise his lines for broadcasting. Unless the line will bear writing down and being subjected to the most thorough scrutiny it must be counted valueless. I abjure Mr. Tate to make his next "scene" a "scream" from start to finish, and I say that with grateful remembrances of him in the past, when he was really funny.

Vivienne Chatterton, in her character

PROGRAMME POINTERS

The two main uses of wireless are to entertain and to instruct. When instruction is given in an entertaining form broadcasting reaches its height of excellence. The series called "Consider Your Verdict" entertains and instructs at the same time. It provokes discussion; it certainly simplifies law for the layman; it attracts those who like listening to good English. The point I want to raise is that it is a weakness—regarding the series as a whole—if a ruling be not given. The case this week suggested one of three verdicts—murder, manslaughter, or not guilty. My own opinion, early in the proceedings, was that it should be given that the prisoner was guilty of manslaughter, though I should have recommended a light sentence. I think the judge held that view also. I should like to know, however, how that case went. I suggest, therefore, that some legal person or persons be asked to give an opinion and that, each week, before the new case is tried, the verdict of the previous case shall be announced. It would be satisfactory to know if one's own view was right or wrong.

songs, did not quite convince me, I regret to say. There again, it is the lines that count. Characterisation on the wireless is not easy to bring off.

Betty Warren began well enough. She prefaced her turn by telling a little story which "set" her impersonations. Then I thought she let us down. The impersonations were not so good as I have heard her give.

Morton and Ridley gave us syncopated songs at the piano, and Terence McGovern did something with a piano-accordion, but the turn of that vaudeville that was really up to standard, was the humour of John Tilley. His supposed report of his company's balance-sheet at a shareholder's meeting contained some very amusing lines.

How did you like the Yorkshire Mummies? I thought some of the singing quite good but it did not strike me as an outstanding show. However, I should like to hear them again some time.

I should like to congratulate Dr. Boulton and the Strings of the Symphony Orchestra upon their playing of the rather hackneyed Brandenburg Concerto (Bach) on Wednesday night. That concerto had, I thought, been played to death, but they made it live. Never have I heard finer tone or finer rhythm. Bach would have been thrilled by it, I am sure.

Well, did you "Consider your Verdict?" I thought the case for the prosecution broke down from the beginning. There was no question of murder. Neither could I agree with the defence which made for an acquittal. Long before the learned judge summed up the case I had decided it was manslaughter. No one has any right to drive a car with such an end in view. I wonder if you agree?

Ninety Day's Leave proved to be a very amusing show. Leonard Henry kept it together, of course, but I imagine he was expected to do so. I thought the descriptive parts lacked production. The various characters who described scenery were much too formal. There were some cases of real bad inflection. Also another thing struck me: surely it might have been possible to introduce the songs better? They seemed very much dragged in. Leonard Henry was best in the scene describing how to eat spaghetti in a Naples café.


WHITAKER-WILSON.

BUILDING NEW CENTURY

Helpful construction hints
in connection with this fine set
were given in last



Three ganged coils with switch



Twin-gang .0005 condensers



Oscillator condenser



Fixed condenser and potentiometer



Preset condenser and fixed condenser

THE "New Century Super" is easily constructed. The illustrations given last week show various stages in the assembly and wiring.

The baseboard, it should be noted, has a covering of aluminium foil. This metal covering is used as the earthing point for numerous connections and helps to simplify matters considerably.

It is, therefore, necessary to do two things. The first is to see that where a connection has to be made the surface of the foil is cleaned. The second point is to be sure to cut away the foil where the oscillator (single) condenser is fitted. It is essential that there be no connection between the fixing feet and the foil as if there were the condenser would be put out of action.

Cut the Foil

Note also that the foil is removed from the baseboard where the volume control bracket is fitted. The foil should be cut away so that there is a good clearance between it and the bracket of the volume control as well as the supports of the oscillator condenser.

Valve Holders

Do not cut away the foil where the fixing bushes of the two-gang condenser are placed for the very good reason that the fixing bushes make electrical contact with the foil. Fit first the valve holders, noting the exact positions and the direction in which the grid and plate contacts point.

There are three for the intermediate frequency transformers and six for the valves. Note these remarks particularly as sometimes a fault has occurred due to


the grid and plate contacts being reversed. After fixing the valve holders place the two variable condensers in position. These are fastened by screws which pass through the baseboard, the heads being underneath.

Screwing them Down

These are fastened by screws which pass through the baseboard, the heads being underneath. Therefore countersink the holes on the *bottom* side of the baseboard.

DESIGNED BY W. HARRIS AND RUTH
—YOU CAN BE SURE
CENTURY

When tightening the screws *do not* use a lot of force, but just make the fixing screws firm so as to ensure a good contact between the foil and the fixing pieces. If you screw with too much force you are likely to get the head of the screw through the baseboard and to do other damage. You must then place the condensers in the right position and fit them carefully. Shut



EVERY STATION YOU WANT IS TO BE H

ING THE RY SUPER

nts by W. James in con-
t, first details of which
st week's issue


the vanes before handling the condensers in order to avoid bending and possible short circuits.

It is easy enough to fit the three coil units. Note that the unit is not screwed down to the base itself but is raised a little by the use of two pieces of wood $3\frac{1}{8}$ in. long and $\frac{3}{4}$ in. square. Be careful that the unit is placed in the correct position, as we want the control knob to be in the right place.

**JAMES, PERCY W.
IERFORD WILKINS
RE OF THE "NEW
SUPER"**

The Coupling Unit

There are now various other parts to be fitted, such as the condensers and coupling unit. The right positions are given in the large drawing. Note particularly the earthing points and clean them well as this will save time afterwards. When all the parts have been assembled place the valves in the holders and also the intermediate-



The "New Century Super" is no larger than an average ordinary receiver and it is just as simple to operate

frequency coil units in order to make sure that all parts are in the right positions.

Then you can consider the wiring. Examine the diagram in last week's issue very carefully. No. 20 gauge tinned copper wire can be used with systoflex for covering the connections.

Wiring

This is probably the most interesting part of the work and should be carried out slowly. Many people rush the wiring and make an untidy job. Start according to the numbers to be found on the large diagram and be particularly careful of the earthing wires.

Make a good contact with the foil by seeing that it is clean before fixing the wire. The battery wires are flexible. As each wire is connected to the set fit the plug connector so as to definitely mark the lead. Afterwards you can neatly twist sets of leads and bring them out.


It is easy to make a mistake here. That is why it is better to fit the wander plugs as each lead is joined to the set, and not waiting until all leads are joined before fixing them. You can easily test the set before fitting it to the cabinet. A 120-volt battery is needed for high tension, a 16-volt grid-bias battery, and, of course, the filament accumulator.

In the first stage fit a PM12 or a PM12A. The oscillator valve is a PM1HL. Two PM12V valves (variable-mu) are used in the two intermediate-frequency stages and a PMHL in the second detector position. All these valves should be of the metallised type.


(Continued on page 994)



Fuse and holder



Terminal block and grid leak



Valve holder



L.F. coupling Unit



High-frequency choke

HAD WITH THE "NEW CENTURY SUPER"

A SET THAT WILL BRING IN EVERY STATION YOU WANT (Continued)

The output valve is a PM22A, a small pentode. Connect the low-tension first, then the grid bias. Take the grid bias plug GB-1 to 4½ volts to start with and the G.B.-2 to the full 16 volts.

There are five high-tension positive wires. The one marked H.T.+ goes to 60 volts;

H.T.+1 goes to 70 volts for the screens of the variable- μ valves; H.T.+2 goes to 90 volts for the oscillator; H.T.+3 connects with 108 volts for the auxiliary grid of the pentode; H.T.+4 is taken to the full 120 volts for the power valve and the plates of the two variable- μ

valves. These voltages are approximate only, but will do to commence with. Switch the set on and tune to the local station.

Try the volume control and see that it works. Then alter, if necessary, (Continued on page 996)

These parts which you will need to build the "New Century Super" are shown pictorially on the preceding pages

VARIABLE CONDENSERS

- 1—Twin gang .0005 (J.B., Unitune 2 type D, or British Radiophone, Polar, Utility).
- 1—Single .0005 (J.B., Nugang type A1, semi-screened, or Polar, Utility).

COILS

- 3—Super-het intermediates (Wearite, type OT2).
- 1—Ganged oscillator and band-pass coils with on-off switch (Lissen).

TRANSFORMER

- 1—L.F. coupling unit (Telsen 10-1 or Lissen, Slektun, Bulgin, Igranic, Varley, Ferranti, Lotus, Goltone, Tunewell, Formo).

H.F. CHOKE

- 1—H.F. choke (Slektun Super-het or Ready Radio, Climax, Graham-Farish, Tunewell, Wearite, Telsen, Goltone, Lissen).

PRE-SET CONDENSER

- 1—.0003 max. Sovereign or Lissen, Formo, Telsen, Varley, Igranic).

FIXED CONDENSERS

- 2—1 mfd. (Dubilier, type 9200).
- 1—.02 mfd. (Dubilier, type #200).
- 3—One .0001, one .0002, and one .001 (Lissen or Dubilier, T.C.C., Telsen, Goltone, Sovereign, Graham-Farish, Franklin).

RESISTANCES

- 2—One 1-meg. and one 2-meg. grid leak (Graham-

- Farish "Ohmite," Lissen, Erie, Telsen, Goltone, Dubilier, Tunewell).
- 2—One 20,000-ohm and one 50,000-ohm resistance (Graham-Farish, "Ohmite," or Lissen, Erie, Telsen, Goltone, Dubilier, Tunewell).

VOLUME CONTROL

- 1—50,000 potentiometer and combined switch (Bulgin V.S.30).

VALVE HOLDERS

- 9—Eight four-pin and one five-pin (Telsen, Lissen, W.B., Goltone, Bulgin, Ready Radio, Lotus.)

TERMINAL BLOCKS

- 2—Sovereign or Lissen, Goltone, Telsen.

TERMINALS

- 4—Marked Aerial, Earth, L.S.+ , L.S.—, (Clix, or Belling Lee, Ealex).
- 9—Wander plugs marked G.B.+ , G.B.—1, G.B.—2, H.T.—, H.T.+ , H.T.+1, H.T.+2, H.T.+3, H.T.+4 (Clix, Belling Lee, Ealex).
- 2—Spade terminals marked L.T.—, L.T.+ (Clix, Belling Lee, Ealex).

SUNDRIES

- 6 yds. connecting wire and sleeving (Lewcos or Jifilix).
- One piece of aluminum foil 16 ins. by 10 ins. (Peto-Scott).
- Six yards thin flex (Lewcoflex).

Fuse and holder (Ready Radio, Lissen, Bulgin, Belling Lee).

One aluminium bracket. (Peto-Scott)

RECOMMENDED ACCESSORIES FOR TABLE MODEL

- Cabinet with baseboard, 16 ins. by 10 ins. and panel drilled to specification (Direct Radio).
- Cabinet Loud-speaker (W.B. Mansfield or Blue Spot, Lissen, Epoch, R. & A., Celestion).
- 120-volt H.T. battery (Lissen Power type, or Drydex, Oldham, Ever Ready).
- 16-volt G.B. battery (Lissen or Drydex, Pertrix, Ever Ready).
- 2-volt accumulator (Lissen, Exide, Oldham, Pertrix, Ever Ready).

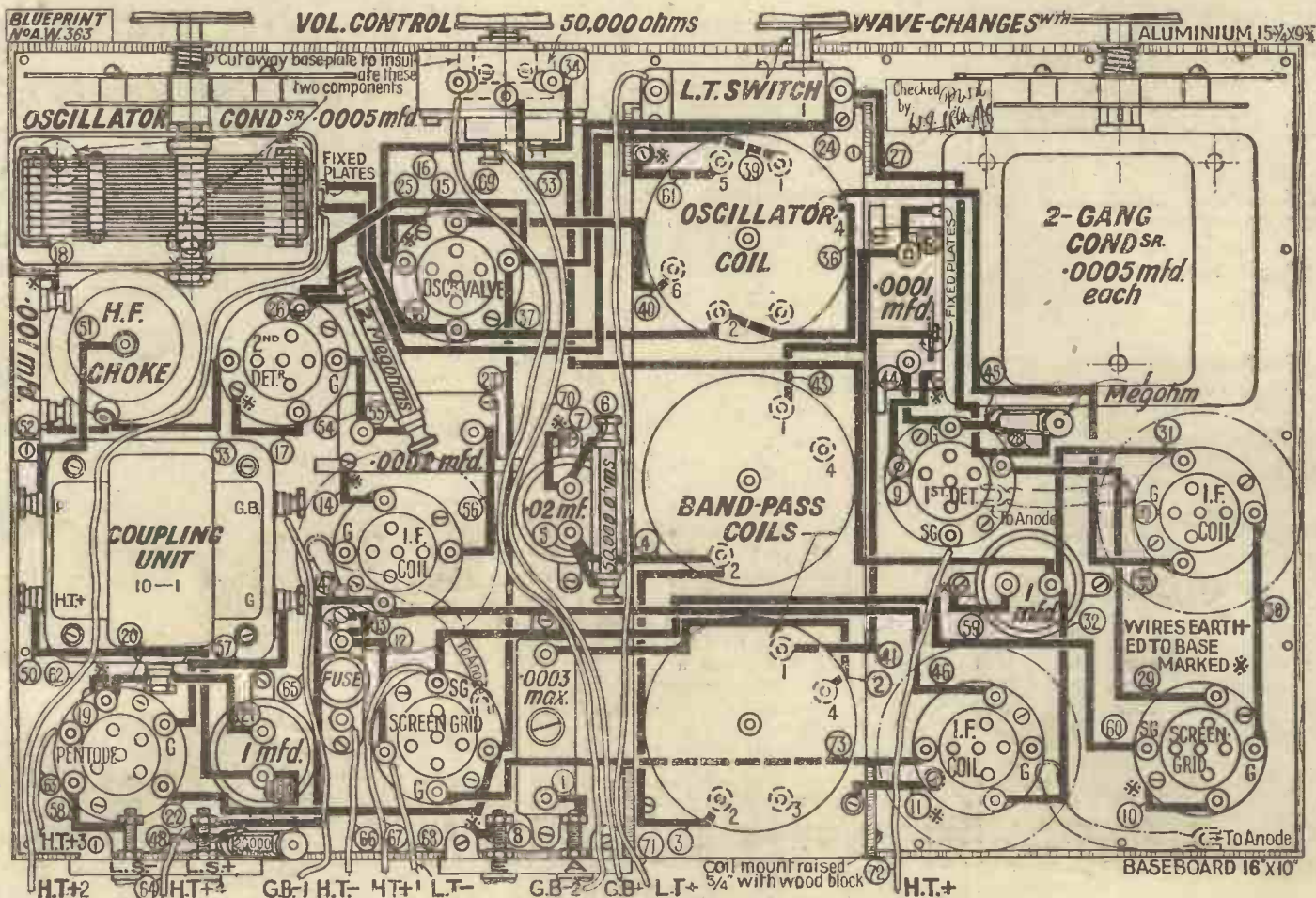
H.T. unit (Atlas A.K.200 or Ekco, Regentone Lissen, Climax, Heayberd).

One coil aerial wire (Electron).

Earthing device (Graham-Farish "Fit").

RECOMMENDED ACCESSORIES FOR CONSOLE MODEL

- Cabinet (Camco "Windsor").
- Chassis loud-speaker (Rola F5PMB or W.B., Sonochorde, R. & A., Epoch, Lissen, Blue Spot, Ormond, Igranic).
- Batteries, accumulator, H.T. unit, and aerial and earth equipment as for Table Model.



A reduced reproduction of the blueprint. A full-size blackprint was given free with last week's issue. A blueprint, full size, can be obtained from these offices for 1/6 post free

LISSEN provide the foundation stone of the "New Century Super"



Wonderful NEW TUNING UNIT evolved by Lissen simplifies Super-het construction!

This new Lissen Super-het Coupling Unit makes Super-heterodyne construction as simple as the building of a straight circuit—makes the operation of a Super-het as easy as that of a simple receiver. In this one unit are incorporated ganged band-pass and oscillator tuned circuits, exactly matched for single dial operation, and with switch incorporated for changing the wavelength band and also to operate the filament circuits of the receiver. The unit can also be used as an H.F. amplifying unit in receivers where the design calls for high amplification before the first detector.

"Amateur Wireless" have based the design of their star set—the NEW CENTURY SUPER—on this Lissen Band-pass Super-het Coupling Unit, and it is responsible for the simplicity of both design and operation of this receiver and for the phenomenal sensitivity.

The ONLY COILS you CAN use for this "Amateur Wireless" Set!

PRICE

30/-

LISSEN

BAND PASS

COMPLETE WITH
INBUILT SWITCH.

SUPER HET COUPLING UNIT

LISSEN LIMITED, WORPLE ROAD, ISLEWORTH, MIDDLESEX

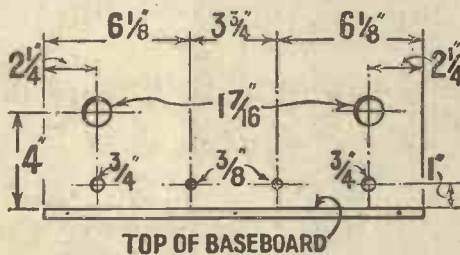
Please Mention "A.W." When Corresponding with Advertisers

THE SET DESIGNED BY THREE LEADING EXPERTS (Continued from page 994)

the pre-set condenser. The trimmer should be unscrewed as it is not used for ganging.

A Useful Pre-set

The pre-set condenser is useful in that if you have a large aerial the input to the set can be reduced as found necessary by trial. You had better test on distant stations, and once it has been adjusted to the best all-round value it can be left.



TOP OF BASEBOARD
The panel-drilling dimensions are given in this drawing; note that the condensers are actually supported on the baseboard

Tuning is easy, the oscillator circuit in particular being sharp.

It should be remembered that the three plug-in coil units of the intermediate-frequency amplifier tune to a definite narrow band of frequencies. When tuning, you therefore adjust the aerial circuit to the frequency of the station and the oscillator is adjusted to that frequency, which results in a new signal having the frequency of the amplifier.

The signal is heard over a degree or so of the oscillator tuning condenser and then falls off rapidly on each side of this narrow section. From this it follows that, while the tuning is sharp, it is not critical. A station comes in suddenly as the oscillator condenser is turned, is held for a degree or so and then goes.

With a critical set the station is heard at one particular setting only, to the detri-

ment of quality and ease of handling. A super-heterodyne set tunes very sharply and with the least possible interference.

These points should be noted. I know that some people look upon the oscillator condenser as a form of reaction control. This is quite wrong, of course, and the best results are likely to be obtained only when the principles of the circuit are grasped.

Easy Tuning


The circuit is best tuned by first setting the two tuning condensers to bring in a station, making sure they are accurately set by adjusting them with the volume control turned well down. Then the two condenser dials can be adjusted together,

a fraction at a time, increasing or decreasing the volume control as necessary.

The set tunes beautifully, the stations being brought in and tuned out in a manner that will be surprising to those who have not had experience with good super-heterodynes. A large outdoor aerial can be used, too, if desired, as the selectivity of the set is ample. On the other hand, the performance is excellent even when the aerial is a poor one.

You must use the volume control, and not attempt to alter the volume by de-tuning either condenser. If you do the selectivity may be affected. The tone will be found very satisfactory, and a large number of stations will be within the range of the "Super."

Here is the back-of-panel view of the "New Century Super" from which the compact and simple construction is apparent



A LOUD-SPEAKER, if it is mounted on a big baffle, is not only unsightly, but also cumbersome. The accompanying illustration shows how, if you have central heating, and therefore do not use your fireplace, you can employ a large baffle without it being in the way of anything in the room.

Fire-places are usually set back from the mantelpiece. But

A NEW PLACE
for the LOUD-SPEAKER

even if yours is only set back a few inches, there will be sufficient space for the baffle, in front of the grate. The fire-place remains exactly as it is. Simply cut the baffle to fit accurately into the opening in the mantel-piece and stand it on two feet that should, if possible, be sunk into the baffle (see illustration). The loud-speaker itself should be mounted sufficiently high on the baffle so that it avoids contact with the bars of the grate. In this illustration the baffle is sunk back several inches, and yet there is room for a large speaker with a big permanent magnet.

Quite apart from the convenience of this position for the speaker, it is also excellent for quality of reproduction: for the entire wall surface is made to act as a baffle. Moreover the speaker is not totally enclosed, since the chimney behind the baffle remains open. If the baffle is painted to match the mantelpiece it looks quite natural in its setting, and far less ugly than many old-fashioned fire grates. To complete the colour scheme of a room and obtain an effect of uniformity of paintwork throughout, it is a good plan to paint both the hearth and fender to match the baffle.



Creaking Timbers Flapping Sails



Lissen are trying to convince you that pure high tension current is of utmost importance to your enjoyment of good radio. Just look at these pictures! Simple, isn't it, the way the Effects Studio build up the sound of tumultuous sea-strife? Just tight-stretched paper and twisted plywood! Yet that very simplicity is built up of detail and your ear must capture every detail of the sound if the illusion of a storm-tossed ship is to reach you complete. Pure high tension current is absolutely essential if you ever hope for detailed reproduction. And due to the process under which the battery is made, no current is so pure as the current of a Lissen Battery; no current flows so smoothly, none so noiselessly; no battery can do so much to give you better radio as you will find for yourself if you try it next time. Sold by all radio dealers —ask firmly by name for a Lissen H.T. Battery.

an exclusive process makes the Lissen H.T. Battery last longest and provide pure high tension current that gives realism to your radio always. In no other battery do you get this secret process!



Results! Results !! before heard in Constructors in LISSEN

"Astonished at the power from three valves" ... "Every station mentioned on your Calibration List." ... 50-60-70 Loud-speaker Stations ! Never before such a set as the Lissen Skyscraper—never before such universal success in building—never before so many appreciative letters from constructors as this Lissen Skyscraper has elicited.

It is the only set on the market that you can build yourself employing Metallised Screened Grid, High Mu Detector and Economy Power Pentode Valves. No factory—however well-equipped—can build a better receiver. No manufacturer, however large, can produce a receiver whose results will surpass those you will get from the Lissen Skyscraper you build yourself. It is the only battery set that can deliver such power—yet the H.T. current consumption is far less than that of the average commercially-designed 3-valve set.

THE GREATEST CHART EVER PUBLISHED — THE MOST SUCCESSFUL SET EVER BUILT!

Yet the Lissen Skyscraper is made simple for you to build. Elaborate care has been taken to ensure your success by giving—in the Skyscraper Constructional Chart—such detailed instructions and such profuse illustrations that everybody, with no technical knowledge or skill at all, can build it quickly and with complete certainty of success.

You buy the Lissen Skyscraper Kit complete with valves—a Lissen Metallised S.G., a High-Mu Detector, and a Lissen Economy Power Pentode Valve and the price is only 89/6. Or you can buy the Lissen Walnut Console Skyscraper Cabinet and Loud-speaker combined as illustrated. It holds all batteries, and accumulator and loud-speaker as well. It makes everything self-contained. A special Pentode Matched Balanced-armature Loud-speaker of great power is supplied with the cabinet and the price of the Skyscraper Kit complete with valves and this cabinet and loud-speaker is only £6 5s.



89/6

**KIT COMPLETE WITH
METALLISED S.G. HIGH-MU
DETECTOR AND ECONOMY
POWER PENTODE VALVES**

Results !!! Stations never England logged by Home- every part of the country! **SKYSCRAPER**

GREAT LISSEN CHART

Free
TO A.W. READERS

Ask your radio
dealer for your
copy or
**POST
COUPON
BELOW!**



**ASK YOUR DEALER
OR POST THIS COUPON**

COUPON
 TO LISSEN LTD., Dept. A.W.9,
 WORPLE ROAD, ISLEWORTH, MIDDLESEX.
 Please send me FREE copy of your 1/- Skyscraper
 Chart.

Name.....
 Address.....



THE PICK OF THE MONTH'S RECORDS

A GUIDE TO THE BEST OF THE LATEST RELEASES.

The records reviewed below are a careful selection of the best of the recent issues. It will be noted that criticism is chiefly devoted to the treatment of the music and quality of recording rather than the actual composition

ORCHESTRAL

- Forest Idyll (Erslinger) and The Hermit, 4s.** H.M.V. C2451
Two of the descriptive school admirably done by Marek Weber and orchestra. The trilling of birds in the first is most lifelike; the second has a suggestion of "Monastery Garden." A very entertaining record.
- Golden Rain and "Faust" Waltz, 2s. 6d.** H.M.V. B3894
Bound to be popular. Marek Weber's Orchestra play these in their inimitable style.
- Blue Devils' March and Through Night to Light, 2s. 6d.** H.M.V. B4235
Entirely first rate. Clean, brilliant playing of two very attractive tunes. The London Palladium Orchestra are really great at this sort of thing.
- The Doll and the Showman and The Merry Teddy, 2s. 6d.** H.M.V. B4233
Two jolly numbers (simply *ideal* for the nursery) played by Ferdy Kauffman and Orchestra. Buy this for the party season.
- Tea Party of the Cockchafters and The Nightingale in the Lilac Bush, 1s. 6d.** WIN 5504
Tea-time music by the excellent Commodore Orchestra and organ. The best nightingale ever heard in Hammersmith!
- The Daughter of the Regiment, 3s. 6d.** DECCA POLYDOR LY6031
Donizetti's overture is by no means great music, but if anybody wants this piece to awaken old memories the playing of the Berlin Philharmonic Orchestra is beautifully full and satisfying.
- Der Rosenkavaller Suite, 8s.** H.M.V. C2294-5
All the pieces included in this suite are well known and are finely played by the Vienna Philharmonic Orchestra. Four out of five will like these records.
- Roman Carnival Overture, 6s.** COL LX172
A splendid orchestral record by the Hallé Orchestra. This is real, full-blooded Berlioz and I recommend those who know, perhaps, only his Hungarian March to hear it without delay.
- Arsinoë Intermezzo and Song of the Volga Boatmen, 1s. 6d.** ZONO 6196
By Ray A. Goddere and the Grosvenor House String Orchestra, Eminently suitable tea-time music.

BAND

- Pilgrim's Chorus and Grand March, 1s. 6d.** WIN 5509
The band of H.M. Scots Guards tackle Tannhauser quite well.
- The Warrior and Post Horn Polka, 1s. 6d.** ZONO 6198
Harry Mortimer gives a very fine cornet performance here with Foden's Band. The first is really excellent.

DANCE

- Let's Have Another Cup of Coffee and Cabin in the Cotton, 2s. 6d.** H.M.V. B6225
Excellent played fox-trots by Waring's Pennsylvanians and Johnny Hamp's Orchestra respectively. Both are "straight."
Drink Up! and Have Another One and One Hour with You, 1s. 3d. IMP 2746
A bucolic and a sentimental fox-trot are here vigorously played by Jack Payne's Band. The first is mostly vocal.
- Sharing and Tell Me Why You Smile, 2s. 6d.** H.M.V. B6224
Fox-trots both. I like the first (by Jack Denny and his Waldorf-Astoria Orchestra). The other is by Waring's Pennsylvanians.
- I'll Keep You in My Heart Always and Julian, 1s. 6d.** BRDCST 3239
Two tangos with the musical saw effectively used.
- For You, Just You, My Baby and Little Romany, 1s. 6d.** STERNO 1021
An excellent tango and waltz admirably played by Mantovani's Orchestra. And there are no vocals.
- Midnight Waltz and Monsieur Tricotrin, 1s. 6d.** STERNO 1005
Two more good numbers by the same band.
- Samum, 1s. 6d.** ZONO 6188
"A classical fox-trot." If it is a fox-trot (and it seems a perfectly good one), no one who had heard it could tolerate the ordinary

rubbish again. It is a masterpiece, by Bertini and his Band: hear it. Of course, it may be an Eastern rhapsody in disguise, but it is very delightful.

INSTRUMENTAL

- Softly Unawares and Les Sylphides, 1s. 6d.** WIN 5512
One of the best cinema organ performances I've heard for some time, especially the first. They are by Harry Davidson and are admirably recorded.
- Extase (Ganne) and Popular Song and Tale, 3s. 6d.** DEC POLYDOR LY6033
By the Paul Godwin Quintet (with harp). Here are three restful pieces very pleasantly played. An enjoyable record.
- Campanella, Op. 7 Bis (Pagani) and Tzar's Bride (Rimsky-Korsakov), 6s.** H.M.V. DB1638
Two remarkable violin solos by Yehudi Menuhin. This boy's playing in the first piece must be heard to be believed. Very brilliant all through.

VOCAL

- The Yeoman of the Guard—Vocal Selection, 2s.** IMP Z132
A stronger chorus would have helped this. The solo parts are fair. Anyway, the record is certainly good value.
- Deep in Your Eyes and The Voice in the Old Village Choir, 2s. 6d.** H.M.V. B4226
The singer here (Donald Noirs, tenor) is new to me. The record is worth while for the first, which is an attractive light song well sung.
- O Star of Eve and Toreador's Song, 1s. 6d.** BRDCST 3231
By Roy Henderson. The first is *really* good, but there is something wrong with the recording of the Carmen piece.
- Stormalong and Highland Laddle and Billy Boy and Hob-a-Derry-Dando, 1s. 6d.** BRDCST 3219
A "terrific" performance by Tom Burke and his Human Voice Orchestra. A useful record to lead a sing-song.
- Come to the Ball and The Shade of the Palm, 1s. 6d.** BRDCST 3232
Two delightful old friends splendidly sung by Arthur Vivian (baritone). He has a most commendable enunciation.
- The Linden Tree and By the Sea, 3s. 6d.** DEC-POLYDOR LY6032
By Leo Slezak (tenor), in German. I think these two songs of Schubert may best be described as "sympathetically" sung.
- Parted and I Love Life, 2s. 6d.** DEC M423
Sydney Rayner, a tenor of some note, crashes through these. His voice is undeniably good.
- Ah! Fairest Sun and Flower Song (Carmen), 2s. 6d.** DEC K677
Now here is the real Sydney Rayner in splendid voice within his legitimate sphere—opera. Brilliantly sung in French.
- Walata Poi and To a Miniature, 1s. 6d.** ZONO 6194
Two very attractive songs in their respective spheres. The first (a Maori song) is especially good.

MISCELLANEOUS

- Tilly Took a Tramp in the Wood and Laugh and Let the Clouds Roll By, 1s. 3d.** IMP 2752
Randolph Sutton, breezy as ever, quite ably supported by somebody's "boys."
- There's a Ghost in Our House and Watch the Navy, 1s. 3d.** IMP 2751
Leslie Holmes this time. Out of the same stable as the last, and as effectively done.
- The Big Drum-Major and The People Upstairs, 1s. 6d.** BRDCST 3225
A most entertaining pair by the Western Brothers. Mention should be made of the noises in the first.
- Old Friends With New Faces, 1s.** BRDCST 878
In other words, "Just Like the Ivy" and such like tapped, banged, and twanged on modern dance-band instruments. Rather enjoyable, really.

H. T. Current $1\frac{1}{2}$ D. per week for less than

20 MILLIAMPS OUTPUT
D.C. 27 $\frac{1}{6}$
MODEL 'A'



FROM THE FOUR TYPES OF LISSEN ELIMINATORS MENTIONED ON THIS PAGE YOU CAN CHOOSE ONE WHICH EXACTLY SUITS YOUR SET.

Low first cost is practically your only outlay because the cost of running a Lissen Eliminator is so small that your meter will hardly register the current it takes. No current from any eliminator is smoother or more silent than the current of a Lissen Eliminator. No eliminator output is more constant, none is so free from hum. Every Lissen Eliminator will deliver—

Yours for
5/- DOWN

20 mA Output in perpetuity—

sufficient H.T. current to feed the largest receiver, with the biggest power valves you are ever likely to use.

Large smoothing chokes—big condensers—no chance of motor-boating. Decoupling arrangements incorporated in every eliminator—you connect the Lissen Eliminator almost as you would an H.T. battery. Everything has been thought out for you—you simply put the eliminator in. Lissen have made eliminators safe by totally enclosing all the current-carrying parts in high-grade insulating material—see also the thickly insulated “cab-tyre” flex.

EASY TO CHOOSE

The type you want is easy to choose. Your dealer will help you, or write direct to factory.

EASY TO BUY

Every Lissen Eliminator is available for a small initial payment and easy gradual purchase terms.



A.C. 60 $\frac{1}{6}$
MODEL 'A'

D.C. MODEL "A"
100/110, or 200/250 volts. Cash price 27/6. Or 5/- down and 5 monthly payments of 5/6.

D.C. MODEL "B"
100/110, or 200/250 volts. Cash price 39/6. Or 5/- down and 8 monthly payments of 5/6.

A.C. MODEL "A"
100/110, or 200/250 volts. Cash price 60/-. Or 5/- down and 10 monthly payments of 6/6.

A.C. MODEL "B"
100/110 or 200/250 volts. Cash price 75/-. Or 5/- down and 10 monthly payments of 8/6.

LISSEN A.C. OR D.C. ELIMINATORS

"USING YOUR SET ON THE SHORT WAVES"

(Continued from page 989)

You will see that there are two high-frequency chokes. The one connected direct to the valve anode is a short-wave choke. The other is a standard type. The values of the parts are as those previously mentioned, and the main additional component is a potentiometer across the low-tension supply for finding the correct bias of the detector grid.

This type of unit has its output connected to the aerial and earth terminals of the set, and the aerial and earth are taken to the input. The set is tuned to the long waves; anywhere between 1,600 and 2,000 metres. It must be accurately tuned. If the set is not ganged, it is wise to tune in one of the long-waves before the unit is added. This ensures that you get the most intermediate-frequency amplification.

The unit is adjusted so that it is gently oscillating, and the effect of it, when it is tuned to the short-wave station, is to convert the incoming short-wave signal to a long-wave signal which is amplified by the high-frequency stage or stages of the broadcast set.

You must remember, though, that although the unit brings in the short-wave stations, it is actually never adjusted to the point of exact tune. It has to be slightly mistuned in order to produce a beat note in the anode circuit. The amount of the mistuning determines the frequency of the beat.

The autodyne type of unit works in the same way, but a screen-grid valve is used

as the combined detector and oscillator. Therefore the choice of the valve needs care. Not all valves will work well.

There should be a 50,000-ohm potentiometer for critical adjustment of the screening-grid voltage, and the grid of the screen-grid valve will need about 3 volts bias. This can be obtained by a separate battery in series with the slider of the "pot," usually put across the low-tension wiring.

An autodyne unit, as with any super-het unit, must be adjusted to oscillate all the time the stations are being received. You will have to spend about half an hour varying the grid and screening-grid bias until the screen-grid valve oscillates smoothly.

TEST IT FIRST

It pays to try a set out in the "hook-up" stage before it is finally fitted into the cabinet. This applies particularly to band-



pass sets where it is difficult to get at the trimmers on the top of the condensers, once the set is in its box

"ARE DUAL SPEAKERS WORTH WHILE?"

(Continued from page 985)

We now come to the final point—that of the transients. This is a matter which can be discussed at great length. Briefly, a transient term is a sudden vibration which is not regularly recurring. If one whistles a note the vibrations are regular and continuous. When we beat a drum, however, we produce a sudden sharp vibration which does not continue. Some instruments, such as the oboe, produce notes which, although apparently continuous, are really made up of a more-or-less regular succession of these transient effects.

It seems that the ordinary loud-speaker diaphragm is incapable of following out these vibrations sufficiently faithfully to give a good reproduction of transient terms. Some experiments were conducted recently at Cambridge with sand figures, by using a specially prepared plate carrying fine sand on which the sound vibrations were allowed to fall. When they did so they caused the sand to form certain patterns on the plate and different instruments gave different forms of figure.

By playing first the actual instrument and then the reproduction of the instrument through a loud-speaker, it is possible to compare the real with the artificial. These experiments showed quite conclusively that with an instrument such as the oboe containing a large proportion of transient terms the single loud-speaker was quite unable to give satisfactory reproduction.

SUPER SELECTIVITY

with the

COLVERN

-T.D.COIL

The Colvern T.D. Coil is completely screened and incorporates tapped aerial coupling and reaction.

Four alternative aerial tappings are arranged as sockets with a wander plug.


The first two tappings give aerial couplings similar to those normally employed but with greatly increased selectivity.

Numbers 4 and 5 give a high degree of selectivity with weak aerial coupling suitable for use in a swamp area. There is no break through on the long wave-band from B.B.C. stations.

Price 8/6

Suitable for detector L.F. type or screen-grid receivers.

COLVERN LIMITED, Mawneys Road, Romford, Essex



TYPE T.D.

Send for the Colvern circuit booklet, R.L. 10. ★

QUALITY RADIO FOR ALL

303 METEOR S.G.3

The set you can build in 20 minutes

Guaranteed Reception of 30 stations

'303' CABINET MODEL


Complete Kit and Valves with beautiful walnut cabinet fitted with new type of moving-coil speaker.

£6 : 17 : 6
Or by 10 monthly payments of 16s.

'303' KIT

With set of three Mullard Valves.

£3 : 10 : 0
Or by 7 monthly payments of 11s. 9d.



METEOR S.G.3 CABINET MODEL



Complete Kit with set of three Mullard Valves and full instructions with beautiful walnut cabinet fitted with new type moving-coil speaker.

£8 : 17 : 6
Or by 12 monthly payments of 17s.

METEOR S.G.3 KIT

With set of three Mullard Valves.

£5 : 7 : 6
Or 10 monthly payments of 12s. 6d.




47/3

'303' KIT
Complete Kit of parts with full instructions.

75/3

METEOR S.G. 3 KIT
Complete Kit of parts with full instructions.



READY RADIO

COUPON

To **READY RADIO Ltd.** (Book Dept.), Eastnor House, Blackheath, S.E.3.
Please send me a free copy of the Meteor S.G.3 and 303 Book and tell me about your Registered Users' Scheme. I enclose 1½d. stamp to cover postage.

Name

Address

..... A.W.11.

Post coupon now and we will send you **FREE** a sixpenny 20-page book, written by Mr. G. P. Kendall, B.Sc. It tells you all about the Meteor S.G.3 and "303," and contains complete instructions, plans and photographs showing how to build these wonderful sets. We will also tell you what our **REGISTERED USERS' SCHEME** means to you.

Announcement of **READY RADIO, LTD.**, Eastnor House, Blackheath, S.E.3

Mention of "Amateur Wireless" to Advertisers will Ensure Prompt Attention

SETS OF THE SEASON

LISSEN BATTERY THREE



HERE is a set that does a great deal to remove a long-standing reproach about the lack of battery sets. The Lissen Battery Three is a straightforward attempt to meet present-day requirements in range and selectivity at a moderate cost.

My tests prove that the set copes adequately with existing conditions, and, with easy control, brings in a very goodly number of foreign stations at full loud-speaker strength—at a strength that makes them really worth hearing as alternatives to the locals.

In its general layout the Lissen set under review has many points of distinction.

markedly superior for such an inexpensive set.

Looking into the set from the opening at the back—there is no cabinet back—we find a neat metal-chassis set. On top of this chassis are mounted the two Lissen screened tuning coils, and in suitable positions around the coils are the three valves. All the remaining components are mounted below the chassis.

In the top part of the cabinet is a large moving-iron loud-speaker. The large size of the diaphragm is more than justified by the good reproduction. The absence of a back to the cabinet still further enhances the clean-cut effect that is so notable a feature of the loud-speaker's output.

The circuit is, rather inevitably, a screen-grid, detector and pentode combination. The aerial is coupled to the grid tuning of the screen-grid through fixed condensers. For volume control there is a variable resistance across the input tuning.

A choke-fed coupling comes between the screen-grid and the detector valve, which has reaction applied in the usual way through a coil, coupled to the grid coil, in series with a variable condenser. The reaction is controlled by the same knob as the variable resistance, giving a progressive increase in volume, the reaction coming into action at the maximum setting of the volume.

The detector is coupled by a transformer to the pentode output valve, with a tone-compensating grid-stopper in the pentode circuit. Such is the circuit, which certainly works with good effect in the set I tested.

I was soon listening to all the usual foreigners on the medium waves. The tuning dial is marked in wavelengths, which in the model tested, were all on the low side. This small fault could easily be remedied.

The strength of the foreigners was really good. I found Budapest at the top of the dial came in at full strength, which I consider is good for a three-valver. The long waves were above the average. I got Oslo better on this set than I can remember getting it for a long time. Radio Paris was clear of Daven-

try. Medium-wave selectivity is rather deceptive. As you know, there are now three powerful medium-wave nationals—London 261, Scottish 288.5 and North 301

metres, and if you are not careful you think London National is spreading all over the place, whereas really you are getting three distinct stations.

I got Hilversum clear of North National, and Midland Regional clear of London Regional. Above Midland Regional, the set behaves very well indeed, bringing in all the worth-while stations without any difficulty. Langenberg was clear of North Regional, as was Prague.

I liked the tone balance. Speech is very clear. Music has quite a pleasing timbre and enough volume can be obtained for

BRIEF SPECIFICATION OF THE LISSEN SET

Makers.—Lissen Ltd., Isleworth, Middlesex.

Price.—£8 17s. 6d.

Valve Combination.—Screen-grid (Lissen SG215) metallised detector (Lissen HL2X) and pentode output (Lissen PT225).


Power Supply.—Self-contained batteries.

Power Consumption.—Due to use of "economy" pentode, total anode current was only 9 milliamperes.

Controls.—Single knob for main tuning, with super-imposed trimmer. Combined wavelength and battery switch knob. Combined reaction and volume control, giving progressive increase in volume from zero to maximum.

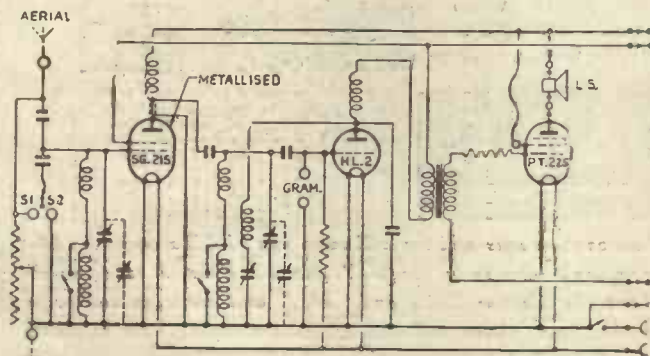
Type.—Table-cabinet set with self-contained loud-speaker of moving-iron type.

Remarks.—A good "straight" three-valver giving a large number of foreign stations at fine strength.



The Lissen Battery Three is metal-chassis built and as this rear view shows accessibility is a feature

The cabinet, for example, is fashioned on the new "cathedral" lines. The figured-walnut wood is in good taste, and is re-



The circuit includes screen-grid, detector and pentode with a variable resistance volume control across the input tuning


normal requirements without overrunning the stout little Lissen pentode to its point of distortion. Cutting down the volume does not interfere with the quality.

SET TESTER.

The fourth act of Verdi's opera, *Il Trovatore*, will be played from the Empire Theatre, Newcastle-upon-Tyne, on November 12. It will be given by the Carl Rosa Opera Company.

Karl Ulrich Schnabel, the son of the famous Artur Schnabel, will play the Mendelssohn Concerto in G minor in a concert to be played from the Ulster Hall, Belfast, on November 19.


MAKE YOUR OLD SET BETTER THAN IT WAS WHEN NEW for a few shillings




Dual Range Coil 10/6




Snap Switch 2/9




Standard H.F. Choke 1/6



L.F. Transformer 8/6



Disc Drive 25 to 1 4/-



'Micalog' Condenser 3/6

Is your radio set behind the times? Is it failing to give you modern efficiency? Do you realise how easily and cheaply you can make it even better than it was when new?

Take advantage of the many improvements in design and efficiency which have been discovered since your set was built and bring it right up-to-date with Ready Radio Components. Every Ready Radio Component is the outcome of extensive laboratory research of the famous designer, Mr. G. P. Kendall, B.Sc., and possesses special features which will give you greater efficiency and reliability. As soon as you put Ready Radio Components into your set you will be impressed by the improvement.

CONVERT YOUR SET TO THE KENDALL-PRICE S.G.4.
A minimum of forty or fifty stations on the speaker with ease and great volume. Short-wave stations from all parts of the World.

Full particulars for building this wonderful set are given in the Kendall-Price Book of Ten Circuits, published at 1s.

Post Coupon now for your **FREE Copy**,



Kendall-Price S.G.4

READY RADIO

Announcement of Ready Radio, Ltd. Eastnor House, Blackheath, S.E.3.

To **READY RADIO LTD.** (Book Dept.), Eastnor House, Blackheath, S.E.3.
Please send me free copy of the Kendall-Price Book of Ten Circuits. I enclose 1½d. stamp to cover postage.

Name.....
Address.....
If you wish to have, with your free book, ten full-sized blue-prints, enclose 1/- in stamps with this coupon. A.W.12

You will Help Yourself and Help Us By Mentioning "A.W." to Advertisers

What Our Readers Think



The Editor does not necessarily agree with the views expressed by readers and does not accept responsibility for the letters published. Letters cannot be published which do not bear the sender's full name and address

Collecting the Volts

SIR.—L.H.L.'s account of a shock being received by persons making contact between a 'bus rail and a metal pit cover interested me, because I had several reports of passengers receiving quite heavy shocks either on alighting or boarding. After several tests we discovered it to be due entirely to static. We ran various 'buses for a few miles then stopped and by retaining our hold of the back rail we got a severe shock. In one case the man was thrown heavily to the ground. I think you will quite see how it is possible. Hot weather, dry asphalt roads, rubber tyres, machinery in motion, and the bus becomes a generator of static electricity which the first person to alight or board discharges. Of course, the point at which one happens to get the shock is a factor in the case. The metal pit cover in L.H.L.'s case was particularly suitable.—J. W. J. (Kensington).

Battery Charging

SIR,—I agree with H. K. A. G. (Battle) in his remarks re some battery charging stations. The job is not done when the battery gasses, as so many seem to imagine, yet there are customers who, if one of these so-called charging people offered to do them a penny cheaper, would take their custom there.

I saw the following in a catalogue which might equally apply here:

"There is hardly anything in the world that some man cannot make a little worse and sell a little cheaper, and the people who consider price only are that man's lawful prey."—D. G. T. (Ilminster).

SIR.—Like H. K. A. G., I am pleased to see your articles advising listeners on their low-tension and high-tension accumu-

lators, but may I say a word in defence of the charging station attendant, who seems to be blamed for all the discrepancies of low-tension batteries.

Re corrosion on terminals, he's a poor listener. I won't call him a "fan," who can't attend to this matter at home, thereby making sure himself of good contact and at the same time good results, and I venture to say that most charging station assistants advise their customers to keep their terminals clean. I would advise all listeners to change their charging station if they receive their batteries back awash with acid. This certainly can be avoided at the station. As for "topping up," I for one would doubt my battery

The Editor invites letters from readers on all interesting radio subjects. For the most interesting letter published each week a general-purpose valve or other component to the same value will be given.

being fully charged unless the plates were covered.

May I address a word to accumulator manufacturers? Why the difference in the specific gravity of the different makes? I looked over my board to-night, and I found four different makes and four different S.G.'s, from 1.215 to 1.250. Why not a standard S.G.? I know it is easy enough making S.G. 1.215 from 1.250, but manufacturers would be sure of their batteries being treated properly if they would standardise the S.G. It's a messy job at the best of times filling an accumulator, and it's only human nature if one gets careless and fills up with S.G. 1.240 instead of 1.215, especially near closing time.—G. G. (Dundee).

Another Impression of the Show

SIR,—I am little more than a newcomer to wireless, and for the first time visited the Radio Exhibition this year. I came away somewhat disappointed, but did not quite know why.

I have just read W.H.'s letter in this week's issue, and believe I now understand why the Show did not reach my expectations.

As it was my first visit I cannot, of course, compare the Show with its predecessors, but surely we should be shown a little of the construction of components. Everybody has some desire to know how a thing is made or works, and seeing a thing taking shape creates interest.

I saw a pageboy playing with a Yo-Yo, and he had a large crowd watching him, which goes to prove that visitors were sorely in need of something to look at.—G. W. (London, S.E.).

Tone Compensation

SIR,—I have tried out your tone compensator given in your issue of October 1 between two speakers with satisfactory results. In fact, I might say more than satisfactory, as one speaker, being very sensitive, would give a heterodyne whistle, also produce a background of an interfering station when switched on alone, whereas the old speaker, not quite so sensitive, would not do this. Since fitting this potentiometer I can work these speakers separately or simultaneously without this background.

Also an idea that might be of interest. Most people know how to metallise their valves by using aluminium paint and a small piece of wire. The best way of applying this paint to the valve is to obtain a spray used for spraying "Flit" (the fly killer), fill the container with the paint and proceed to spray it on. This gives an even coating over the valve.—F. A. (Caterham).

The Crystal Set To-day

SIR,—I wonder how many of your readers who possess a humble crystal set think to try it out in these days of high-powered stations.

This week I roughly built a variometer-tuned crystal set and of course tried it out before fixing it in the room. Imagine my surprise when I was able to tune in 5GB, North National, and much louder and clearer than either of these came a dance band from Poste Parisien. I also heard two other stations on the medium wave-band, but I was unable to identify them. Judging from the dial readings they could have been Radio Roma and North Regional. After plugging in a loading coil 5XX came in good with Radio Paris in the background. I think you will agree with me that the foregoing is not a bad log for a crystal set situated right in the heart of the "Black Country" near Birmingham.—J. H. G. (Dudley).

PERSONALITIES OF THE WEEK'S PROGRAMMES



Direct Radio

159 BORO HIGH STREET LONDON BRIDGE

THESE LEADING EXPERTS ARE YOUR GUARANTEE



W. JAMES, the designer of such famous sets as the "Century Super," "Super 60," "Simple Super," "Brookmans 3," etc.



PERCY W. HARRIS This popular designer needs no introduction. His most recent success, the "Masco," is giving tremendous satisfaction to thousands of homes throughout the country.



S. RUTHERFORD WILKINS, whose "Home Lover's All-Electric 3" and the "Quadradyne" were "best sellers" earlier this year



DONALD P. MARCUS, managing director of Direct Radio, the foremost kit distributor. "So impressed am I with the new 'Century Super,' that I give a definite guarantee for 12 months on sets constructed exclusively with Direct Radio Kits."

Convincing Proof

OFFICIAL DEMONSTRATION: 159 BORO' HIGH STREET

"Amateur Wireless" in co-operation with Direct Radio invite you to a demonstration of the "Century Super" constructed from Direct Radio guaranteed kits. Even the designers are astounded. Before you definitely decide on any new receiver come to 159 Borough High Street and test the remarkable "Century Super" yourself.

CASH

1 J.B. Untune twin-gang .0005 variable condenser, fully screened	£ 8 6
1 J.B. Untune single .0005 variable condenser, fully screened	9 6
1 Bulgin 50,000-ohm potentiometer and combined switch type VS36	5 6
3 Weaire super-het intermediates with pigtails	1 11 6
1 Set Lissen ganged oscillator and bandpass coils and combined on-off switch	10 0
8 Four-pin and 1 five-pin valve holders	4 8
2 Dubilier 1-mfd. condensers, type 9200	5 6
1 Dubilier .02-mfd. fixed condenser, type 9200	2 0
1 T.C.C. .0001-mfd. fixed condenser	1 3
1 T.C.C. .0002-mfd. fixed condenser	1 3
1 T.C.C. .001-mfd. fixed condenser	1 6
1 Eric 1-megohm grid leak	1 0
1 Eric 2-megohm grid leak	1 0
1 R.I. Parafed low-frequency coupling unit	11 9
1 Sovereign .0003-mfd. pre-set condenser	1 3
1 Ready Radio high-frequency choke	5 6
2 Sovereign terminal blocks	1 0
4 Belling-Lee terminals, marked: Aerial, Earth, L.S., L.S. +	10
9 Belling-Lee wander plugs, marked: G.B. +, G.B. -1, G.B. -2, H.T. -, H.T. +, H.T. +1, H.T. +2, H.T. +3, H.T. +4	1 2
2 Belling-Lee spade terminals, marked L.T., L.T. +	8
1 Sheet aluminium foil, 16 in. by 10 in.	1 6
1 Ready Radio fuse and holder	1 0
1 Eric 20,000-ohm fixed resistance	1 0
1 Eric 50,000-ohm fixed resistance	1 0
1 Aluminium bracket	3
6 Yards flex	4
1 Special Direct Radio "159" cabinet, with Easyfix baseboard and panel drilled to specification	1 1 0
6 Mullard valves: PM12 Met., 2 PM12V Met., 2 PM1HL Met., 1 PM22A	4 1 0
1 Calibrator for Easy Station Finder (no charge)	
£12 2 0	

C.O.D.

KIT MODEL 1 (Less Valves and Cabinet) £7:0:0 Or twelve monthly payments of 13/-
KIT MODEL 2 (With Valves) £11:1:0 Or twelve monthly payments of £1/0/6.
KIT MODEL 3 (With Valves and Cabinet) £12:2:0 Or twelve monthly payments of £1/2/6.
KIT MODEL 4 (Complete kit as specified with "159" Console Cabinet, Valves, and Epoch Twentieth Century Moving Coil Speaker) £15:0:0 Or twelve equal monthly payments of £1/7/6

EASY

PAYMENTS

ACCESSORIES

1 Siemens H.T. battery	13 6
1 Oldham L.T. accumulator, type 0.50	9 0
1 Atlas H.T. unit, type A.K.260	4 10 0
1 Epoch Twentieth Century moving-coil loud-speaker	1 15 0
1 Selectanet indoor aerial	2 6
1 Selectanet earth	1 6
1 "Cop" lightning arrester and lead-in tube	2 6

CENTURY SUPER

ANY COMPONENT CAN BE SUPPLIED SEPARATELY

CASH, C.O.D. AND EASY PAYMENT EXPRESS ORDER FORM.

To DIRECT RADIO, LTD., 159 Borough High Street, London, S.E.1.

Please dispatch to me at once the following goods.....

for which (a) I enclose (cross out line) (b) I will pay on delivery (not applicable) £..... (c) I enclose first deposit of

NAME.....

ADDRESS..... Amateur Wireless, 5/11/32

FREE CALIBRATOR

Every "Amateur Wireless" enthusiast must have a Calibrator, the new gadget that identifies Foreign Stations by name. Amazingly simple to use, it trebles the entertainment value of any receiver. No set is complete without it. That is why we give One Absolutely FREE with every Direct Radio Kit.


Direct Radio

SUPER ACCESSORIES

159 BORO HIGH STREET LONDON BRIDGE

SIEMENS 120-volt super-capacity H.T. type V.8, £1/4/0.
 OLDHAM 120-volt Super Wet H.T. accumulator, 5,500 m.a. hour capacity, £4/1/0. Or 12 monthly payments of 7/6.

ATLAS A.C. 300' Super Mains Unit, incorporating H.T. 150 volts, 25 m/A, L.T. charger, and grid bias, 11 to 16 volts, £6/10/0. Or 12 monthly payments of 12/-.
 ATLAS DC/15/23 Super unit for D.C. mains, £1/19/6.
 ATLAS A.2 Super H.T. only. 120 volts 12 m/A. £2/12/6. Or 9 monthly payments of 8/8.
 ATLAS A.K.22 as above, but with L.T. charger, £3/17/6. Or 10 monthly payments of 8/6.
 ATLAS A.C.244 H.T. only. 120 volts 20 m/A., £2/19/6. Or 9 monthly payments of 7/6.
 ATLAS A.K.260, as above, but with L.T. charger, £4/10/0. Or 10 monthly payments of 10/-.
 R. & A. Victor Super Permanent-magnet moving-coil speaker chassis, £3/10/0. Or 10 monthly payments of 7/9.
 W.B. P.M.2 Super Permanent-magnet moving-coil speaker chassis, £4/7/0. Or 10 monthly payments of 9/8.
 R. & A. Banlam Super permanent-magnet moving-coil chassis, £1/7/6.
 B. & A. Super Challenger permanent-magnet moving-coil chassis, £1/15/0.
 W.B. P.M.4 Super permanent-magnet moving-coil chassis, £2/2/0.



The Century Super "159" Cabinet

EPOCH 30K Super de-Luxe permanent-magnet moving-coil chassis, £7/7/0. Or 12 monthly payments of 13/9.
 EPOCH A.2 Super Dance Orchestra Model speaker, £3/3/0. Or 10 monthly payments of 7/-.
 Note. All Moving-coil Speakers incorporate Input Transformers and can be supplied with special "159" Walnut Cabinet, 29/- extra.
 BLUESPOT 44E Super magnetic type speaker in oak cabinet, £2/12/6. Or 10 monthly payments of 6/-.
 B. & A. Type 50 Super magnetic speaker chassis, 15/-.
 BLUESPOT 66K9 Super chassis, 19/9.
 BLUESPOT 100U Super inductor chassis, £1/12/6.
 BLUESPOT Major Chassis and 66R unit, £2/10/0.
 BOWYER LOWE A.E.D. Mark III Super pick-up, £1/10/0.
 COLLARO super induction grammo. motor for A.C. mains, £2/10/0.
 COLLARO complete grammo. playing unit, incorporating induction motor, pick-up, volume control and automatic stop, £4/0/0. Or 10 monthly payments of 9/-.
 Super radiogram cabinet in walnut, £3/10/3. Or 10 monthly payments of 8/-.
 BOWYER LOWE A.E.D. Super pick-up volume control, 8/6.
 B.T.H. Minor pick-up and tone arm with self-contained volume control, £1/6/0.
 COLLARO B.30 Super automatic stop double spring grammo. motor, £2/9/0, £1/13/-.
 B.T.H. Minor pick-up and tone arm with self-contained volume control, £1/6/0.
 COLLARO B.30 Super automatic stop double spring grammo. motor, £2/9/0, £1/13/-.

PICKED KITS SPECIALLY TESTED FOR YOU BY DIRECT RADIO

"RADIO FOR THE MILLION"
"STATIONMASTER THREE" SEALED KIT
 BATTERY MODEL "A" with Table type Cabinet and Valves, £5/11/0. Or 8 monthly payments of 15/6.
 BATTERY MODEL "B" with Console type Cabinet, Valves and Celestion Speaker, £7/10/0. Or 10 monthly payments of 17/-.
 A.C. MODEL "C" with Walnut Console Cabinet, Mains Valves and Magnavox Moving-coil Speaker, £14/0/0. Or 12 monthly payments of 26/-.
 A.C. MODEL "D" Chassis only with Mains Valves, £10/0/0. Or 12 monthly payments of 18/6.

TEJSEN

"AJAX" THREE K/TS.—Kit 1 (less Valves and Cabinet), £3/1/6. Deposit 10/-, and 8 monthly payments of 7/6.
 Kit 2 (with Valves, less Cabinet), £4/4/3. Deposit 10/-, and 11 monthly payments of 7/6.
 Kit 3 (with Valves and Cabinet), £4/15/0. Deposit 15/-, and 11 monthly payments of 8/6.
"JUPITER 3" KIT.—Kit 1 (less Valves and Cabinet), £3/17/0. Deposit 10/-, and 10 monthly payments of 7/6.
 Kit 2 (with Valves, less Cabinet), £5/18/0. Deposit 15/-, and 11 monthly payments of 10/6.
 Kit 3 (with Valves and Cabinet), £6/15/0. Deposit 20/-, and 11 monthly payments of 11/6.

NEW COSSOR MELODY MAKER
 All Mains Kit No. 357, with Mains Valves, Speaker and Handsome Console Cabinet, £11/15/0. Deposit 25/-, and 11 monthly payments of 21/-.
 Battery Kit No. 335, with new high-efficiency Valves, Speaker and Console Cabinet, £7/17/6. Deposit 17/6, and 11 monthly payments of 14/6.

OSRAM THIRTY-THREE
 Battery Kit with Cabinet and Valves, £9/9/0. Deposit 20/-, 12 monthly payments of 15/-.
READY RADIO
 THE "303" MODEL "A" (with Valves, Cabinet and Moving-coil Speaker), £6/17/6. Or 12 monthly payments of 13/6.
 Model "B" (complete kit with Valves only), £3/10/0. Or 10 monthly payments of 8/-.
METEOR S.G.3 MODEL "A" (with Valves, Cabinet and moving-coil Speaker), £8/17/6. Or 12 monthly payments of 17/-.
 Model "B" (complete kit with Valves only), £5/7/6. Or 12 monthly payments of 10/6.
KENDALL-PRICE S.G.4 (complete kit with Mullard Valves and "159" Cabinet), £7/10/0. Or 12 monthly payments of 14/-.
KENDALL-PRICE A.C. MAINS UNIT. Complete kit with Mullard Valve, £6/12/2. Or 12 monthly payments of 12/6.

KENDALL-PRICE S.G.3. Complete kit with Valves and Cabinet, £6/12/3. Or 12 monthly payments of 12/6.
KENDALL-PRICE S.G.3 (A.C. mains Model). Complete kit with Valves and Cabinet, £16/8/7. Or 12 monthly payments of 30/-.
KENDALL-PRICE ALL-WAVE THREE. Complete kit with Valves and Cabinet, £4/17/3. Or 12 monthly payments of 9/-.
KENDALL-PRICE TWO. Complete kit with Valves and Cabinet, £3/7/6. Or 10 monthly payments of 7/6.
KENDALL-PRICE THREE. Complete kit with Valves and Cabinet, £4/3/2. Or 10 monthly payments of 9/6.
KENDALL-PRICE "S.W. TWO" Complete kit with Valves and Cabinet, £4/8/9. Or 10 monthly payments of 10/-.
KENDALL-PRICE S.W. ADAPTOR. Complete kit with Valve and Cabinet, £2/19/6. Or 9 monthly payments of 7/6.
KENDALL-PRICE D.C. POWER UNIT. Complete kit, £3/17/6. Or 10 monthly payments of 8/6.

A.W. "WIZARD"
 Kit No. 1 (less Valves and Cabinet), £3/17/9.
 Or 7/- down and 11 monthly payments of 7/-.
 Kit No. 2 (with Valves, less Cabinet), £5/10/0.
 Or 10/- down and 11 monthly payments of 10/-.
 Kit No. 3 (with Valves and Cabinet), £5/10/0.
 Or 12/- down and 11 monthly payments of 12/-.
SPECIAL OFFER
 Direct Radio's New 1933 Permanent Magnet Moving Coil Loud Speaker Chassis incorporating input transformer for Power or Pentode Valve. Sent on 7 days free trial with satisfaction or money returned guarantee. Send **26/-** P.O. for

TO OVERSEAS CUSTOMERS. We specialise in Radio for Export. Goods to your exact specification are very carefully packed and insured, all charges forward. Terms: Cash with order, or deposit one-third with order. Balance C.O.D.

COMPLETE CATALOGUE OF ALL SETS ACCESSORIES AND GADGETS PRICE 1/- POST FREE

FOR PERFECT REPRODUCTION

USE COUPON ON OPPOSITE PAGE

Don't Forget to Say That You Saw it in "A.W."

"IN MY WIRELESS DEN"

(Continued from page 1008)

This may be well defined, or the makers may have smoothed it out a bit and expanded it over a band of the lower frequencies. Naturally if the resonance happened to be at 100 cycles and the speaker were used with an A.C. set having rectified 50 cycles, there might be trouble from hum.

Therefore the makers of the loud-speakers take care to have the lower resonance point where it does least harm. This resonance does boost up the bass and is considered useful, provided the effect is not too pronounced.

At the other end of the frequency scale we have, as a rule, a further resonance, followed by a marked falling off at the higher frequencies.

The point is that if the quality of the one you happen to have is not satisfactory, the makers might be able to put it right at little cost. Do not feel that the whole of the makers outfit of that type is likely to be faulty because your one is, but give them a chance to put it right. By the way, loose screws and other parts must be avoided or strange noises may be heard. The back of the cabinet must be a tight fit, as it has been noticed that a loosely fitting back may vibrate.

MAKING THE DETECTOR SENSITIVE

WHEN you are trying to get the utmost from a set, it is advisable to adjust the detector very carefully.

The size of the grid condenser does not matter very much as a rule, but there is no harm in trying values of from .0001 to .0003 microfarad. Quality will be altered a little if the capacity of the condenser used is changed, but the sensitivity will hardly be varied.

The grid leak is usually much more important; a value of 3 megohms may be tried and other values down to about .5 megohm. This leak should be joined between the grid of the valve and a contact on a potentiometer which is connected across the filament battery. You will notice a fair difference in the results when testing with the leak connected between the grid and low-tension positive and the grid and low-tension negative.

With the leak having one end joined to a tap on a potentiometer the results may be best of all. Smooth reaction and good sensitivity may be obtained more easily when the potentiometer is used. This may be a resistance of two or three hundred ohms having four taps.

Next try various values of by-pass condensers between the anode of the valve and negative low tension. The effect of working on the detector circuit may easily be to double the results and a fair amount of time can be spent in testing. Potentiometers for the filament circuit are manufactured and are quite cheap.

Sometimes it is advisable to connect a condenser of, say, 1 microfarad between the negative low tension and the tap having the grid leak joined to it. It is interesting to note that the values found best for the particular valve used as the

detector may not be the best when a different valve is fitted. Naturally, there are slight differences between valves, which may not be noticed unless the circuit is as efficient as possible.

The well-known 1933 model Brown moving-coil speaker, the list price of which is £3 19s. 6d., is being offered at 39s. 6d. by E. J. Heraud, Ltd., Dept. A.W.14, Number One, Edmonton, N.18. These speakers are complete in cabinet, and are of the permanent-magnet moving-coil type. A deferred-payment system is available, and a speaker can be obtained for seven days' free trial for a deposit of only 2s. 6d.

"Music Seller" Reference Book, 1932-1933.—Members of the music selling trade, which includes some proportion of the wireless trade, will find extremely useful the "Music Seller" Reference Book, 1932-1933, issued as a free gift to subscribers to the "Music Seller," the monthly trade paper published by Evans Bros., Ltd., Montague House, Russell Square, London, W.C.1. The Reference Book is a bound volume of 272 pages and contains a complete alphabetical list of all the gramophone records issued by all the recording companies during the past twelve months, and, in addition, much other valuable information, such as addresses of gramophone and accessories makers, a radio directory, sheet music of the year arranged alphabetically, etc.

A Beethoven and a Brahms sonata for violin and pianoforte will be broadcast from Manchester on the North Regional wavelength on November 9, by Reginald Stead and Maurice Arnold.

TO GET THE BEST OUT OF FOREIGN BROADCASTS

FIT

A

WESTINGHOUSE

METAL RECTIFIER

and enjoy years of never-failing high tension without any renewals or replacements.

N.B. It is only by providing your valves with a steady and adequate high tension supply that you can enable your set to work at its maximum efficiency. Only in this manner can you hope to get good reproduction from the World's Broadcasting Programmes. Therefore, look to your high tension supply look to your rectifier see that it's a Westinghouse Metal Rectifier, the only rectifier of a definitely permanent character.

Send 3d. in stamps for a copy of "The All Metal Way, 1933".

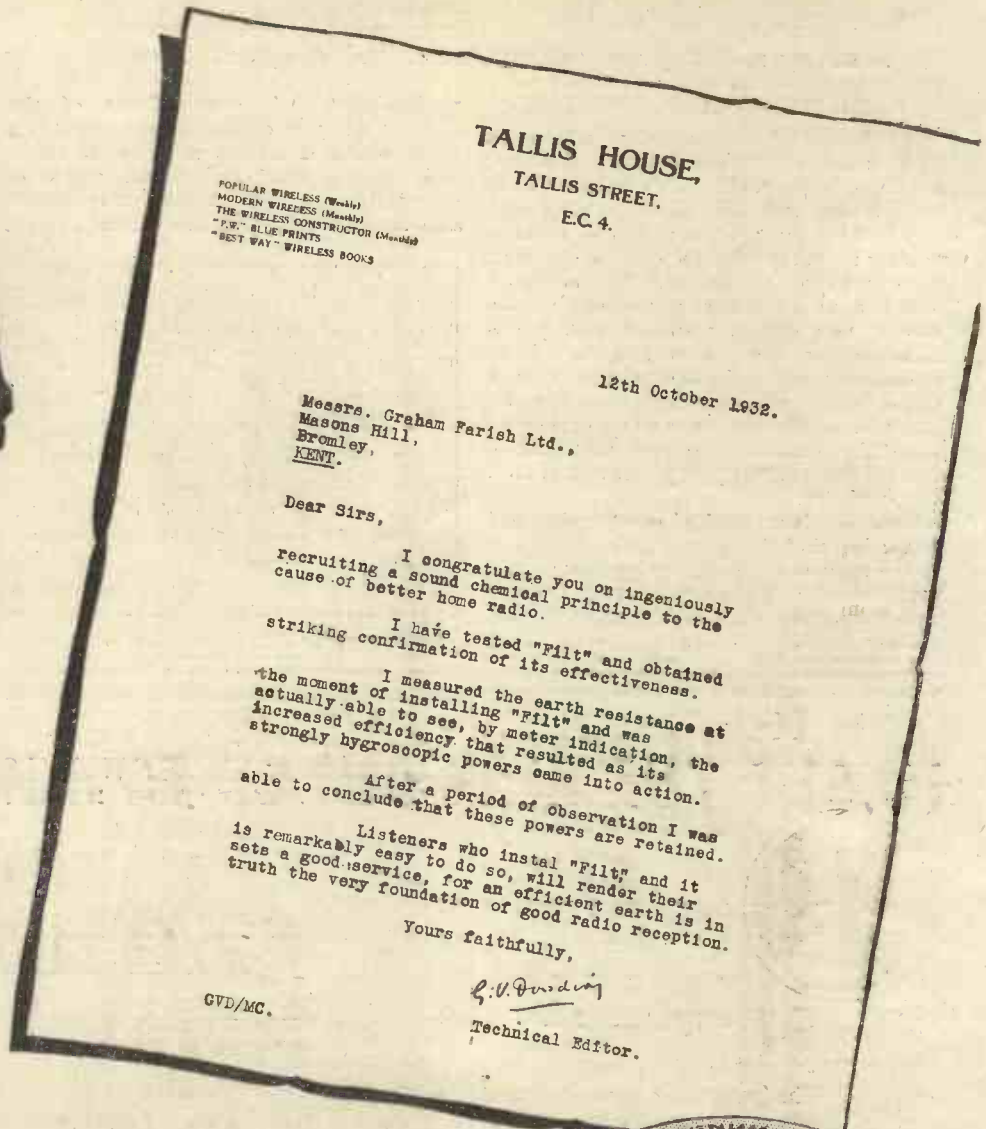
The Westinghouse Brake & Saxby Signal Co., Ltd., 82, YORK ROAD, KING'S CROSS, LONDON, N.1.





Mr. G. V. Dowding, Associate I.E.E.,
Technical Editor of several well-known wireless
publications

Another Expert who praises **FILT**



Why YOU should fit a **FILT**

Efficient earthing is vital to good reception. Without it you cannot obtain the power, purity or volume of which your set is capable.

FILT is the most efficient scientific earthing system ever invented. As soon as the copper receptacle is buried, the wonderful chemical it contains begins to spread through the soil, making a permanent highly conductive area to a depth of several feet, ensuring perfect earthing in any climate.

Get a FILT to-day. It may put right faults that you thought could only be remedied by expensive new valves or parts.



GRAHAM FARISH **FILT** PERCOLATIVE EARTH

Obtainable from your radio dealer or
post free from the sole manufacturers,

Graham Farish Ltd.
Masons Hill - - Bromley, Kent





A weekly review of new components and tests of apparatus conducted by J. H. Reyner, B.Sc., A.M.I.E.E.

BLUE SPOT 100U SPEAKER


WE have been interested to receive for test one of the new season's Blue Spot speakers, type 100U. This speaker is in chassis form and includes in the very rigid spot-welded framework a special concentrically ribbed diaphragm which is operated from an inductor-type unit. This unit consists of a large U-shaped permanent magnet having two specially shaped pole pieces mounted on the extreme ends. The armature itself is located centrally with respect to the small gap formed by the two pole pieces. The operating coil is suspended from the framework of the unit and is located between the pole pieces and around the armature.

Due to this method of construction and to the fact that the operating rod is soldered to the apex of the cone, the speaker cannot rattle even on the largest input. On test the speaker gave very well-balanced results, neither end of the frequency scale being

predominant. The impedance of the speaker at 500 cycles is approximately 3,200 ohms, so that it may be used satisfactorily with all normal types of power valve. It is claimed that it can also be used with pentode valves without

the addition of a matching transformer.

The speaker is priced at 32s. 6d. in chassis form, or it may be obtained complete in an oak cabinet for 52s. 6d.



A very popular Blue Spot speaker—the 100U

RADIO COMBINATION TOOL

A VERY handy little gadget which we have received for review is the radio combination tool marketed by Messrs. C. Gilbert & Co., Ltd. The whole tool is about the size of a fountain pen and consists essentially of a tubular spanner, one end of which fits 2B.A. size nuts and the other 4 B.A. Into the smaller of these ends there is fitted a small 1/4 in. blade screwdriver, the end of which is formed the same size and shape as a standard 4 B.A. nut, so that the screwdriver can be pushed inside the tubular body of the tool when it is not in use. At the other end is carried in the same way a 1/4 in. recessed screwdriver. The reverse end of this screwdriver is also

(Continued on page 1014)

A Revolutionary discovery



has been made by the W.B. research engineers . . .

The (patented) magnetic system in the new "Mansfield" permanent Magnet Moving-Coil Speakers make them 30% more efficient than the best cobalt steel of equal weight and 10% more efficient than chrome steel of three times the weight.

Write for Particulars and ask your dealer for a demonstration

WHITELEY ELECTRICAL RADIO CO., LTD.

Radio Works, Mansfield, Notts.

London Office: 109 Kingsway, W.C.2.

• EVERYONE INTERESTED IN SHORT WAVES SHOULD READ THIS BOOK!



Clearly written, profusely illustrated.

1/6 (POST FREE)

Compiled by the leading SHORT-WAVE SPECIALISTS.

"The Eddystone Short-wave Manual" includes fully illustrated constructional articles for building 2-, 3-, and 4-valve short-wave receivers, a 1-valve superhet. S.W. converter, a 1-valve S.W. adaptor, a dynatron and heterodyne wavemeter, and a 7-metre ultra S.W. converter. List and cost of parts given in detail for each set. Articles on short waves, short-wave tuning, S.W. condensers, trouble locating, etc. Ask your Radio Dealer for this splendid book.



STRATTON & Co. Ltd. (P.), Bromsgrove St., Birmingham London Service Depot, Webbs' Radio Stores, 164 Charing Cross Rd., W.C.2.

EDDYSTONE — SHORT-WAVE — MANUAL

CONVERT YOUR RADIO TO A RADIO-GRAM without cabinet or mounting



BY ATTACHING UNIVOLT TO YOUR PRESENT SET

Connected in an instant, Univolt reproduces electrically all records through your Radio with full, clear, beautiful volume . . . giving the performance of an expensive Radiogramophone at the least possible cost. Absolutely self-contained. Solid walnut-grained bakelite Case. Silent and uniform running free from Radio interference. No overheating. Minimum Current Consumption. Speed Control (70 to 90 r.p.m.). Visible feet. On-off Switch. Flex and Adaptor. Univolt Super Pick-up with perfect tracking, swivel Head, Weight-adjustable Arm, and a sensitivity and frequency response hitherto never attained. Square Law Volume Control. Automatic Start and Stop. Univolt is needed in every home where there is Radio.

FULLY GUARANTEED 2 YEARS

Standard Unit For A.C. Mains. As described above, complete with pick-up equipment.	CASH PRICE £5 : 15 : 6	or 12/- with order and 10 monthly payments of	12/-
--	----------------------------------	---	-------------


Universal Model for A.C. and D.C. Mains £6/10/6 cash or 13/6 with order and 10 monthly payments of 13/6

Goldring Automatic Needle-Cup Delivers ONE Needle between finger and thumb at a touch. Holds 200, with outside container for used needles. Never fails in action, cannot spill or prick fingers. Plated or bronze finish as desired. Available as table model or to sink into playing-deck. Table model as shown, size 2 1/2" x 2 1/2". DELIVERED CARRIAGE PAID



ANDREWS TRADING CO.,
13, ST. ALBANS VILLAS, HIGHGATE ROAD LONDON, N.W.5. Telephone: Gulliver 5136.

For consistent reliability



The Metropolitan Police trust to



MARCONI VALVES

companies) have chosen Marconi Valves.

LOOK FOR ROBUST RECTIFIERS!

The whole performance of the receiver is dependent upon its high tension supply; a smooth flow of unrestricted current is the primary requirement of every set. Marconi H.T. Rectifying Valves incorporate every refinement; of the most advanced technique; features such as heavy-low-temperature tape filaments, large, rigidly supported anodes, interlocked assemblies and extremely high vacuum, together ensure a consistently satisfactory performance throughout a long life. The curve for Marconi U10, largely used in 3 and 4 valve receivers, is shown here; note its generous output and excellent voltage regulation.

MARCONI RECTIFYING VALVES

U10	250V.—60M.A.	12/6
U12	350V.—120M.A.	15/-
U14	500V.—120M.A.	20/-
G.U.M.	1,000V.—250M.A.	25/-

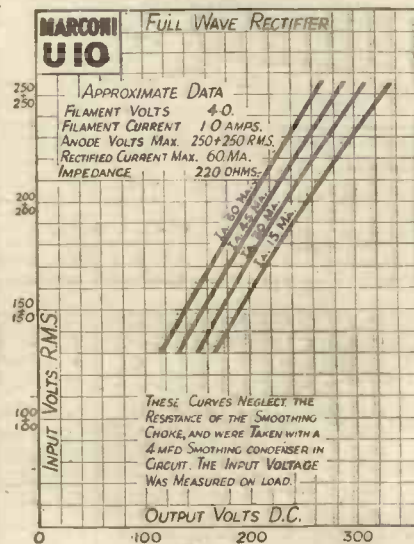
(half-wave)

BILL SYKES and the Artful Dodger no longer set about their business in quite the same old care-free way. They think things out beforehand and maybe borrow a good fast car for the job—and they don't stop for anything!

But things are rather more difficult for them around London. As soon as they get away their description and probable direction is wirelessly all over the Metropolitan area and at once the patrol cars are off on the track.

Eventually the authorities hope to set up a National Police radio service with high power transmitting stations in various parts of the country.

One quality police apparatus must have—it must be consistently reliable. That is why the Metropolitan Police (like Imperial Airways, the B.B.C., and almost all the big shipping



To Ensure Speedy Delivery, Mention "A.W." to Advertisers

"WE TEST FOR YOU"


(Continued from page 1012)

recessed to fit 6 B.A. nuts, but we found the application of this slightly limited by the fact that the recession was not deep enough.

The whole tool is nickel-plated and is provided with a fountain-pen clip to enable it to be carried conveniently in the pocket. It is a very useful accessory, which will commend itself to experimenters, both amateur and professional. The retail price is 2s. 6d.

GOLSTONE TERMINAL BLOCK

WE have received from Messrs. Ward and Goldstone, Ltd., two samples of their "Golstone" terminal block. These blocks are made from moulded bakelite finished a pleasing shade of brown. They



Complete with its screen—the Telsen dual-range coil

are arranged for screwing on to the base-board of the receiver and are supplied complete with the necessary screws, but without terminals.

It is a point which is very often overlooked that the external connections to the receiver should be made just as carefully and efficiently as the internal connections. The use of the terminal blocks under review will greatly facilitate this and they can be recommended to all intending constructors.

The blocks are retailed at 9d. per pair.

TELSEN DUAL-RANGE COIL

WE have been much interested in the new Telsen Screened Dual-Range coil recently received for test, since in many respects it conforms with our own ideas. In the first place the coil is arranged as an H.F. transformer, an arrangement which is not only flexible, but definitely the best from a technical point of view, as was pointed out in an article in "A.W." only a week or two ago.

Secondly it is provided with a screen of generous dimensions relative to the size of the coil itself, while a self-contained switch is incorporated, this being of such a type that several coils may be linked together in various ways as is explained in the data supplied with the coil.

The coil is wound on a bakelite former having six ribs, the overall diameter being 1½ inches. The short-wave section is a simple solenoid winding, while the long-wave windings and the primaries are housed in suitable slots. The terminals are arranged around the base of the coil and slots are provided in the bottom of the screening cover to enable the connections to be brought out easily. Incidentally the reaction coil is brought out to two separate terminals and the primary windings are also separate, so that the coil is really universal in its application.

Since the same winding is used both as a primary and an aerial winding it is essential to use a series aerial condenser, otherwise the coupling will be too strong and the results will be unselective. We found a .0003 variable condenser useful in this position and by its use we were able to separate the two London transmissions satisfactorily. On the long waves, a number of stations were receivable at good strength once we had connected up a .002 condenser across the aerial winding to cut out break-through as recommended in the literature.

Incidentally the instruction book with

the coil is particularly complete. It gives details of numerous circuits, and discusses various methods whereby the coils may be linked together. Altogether the coil is a neat production which can be considered a worthy addition to the Telsen range.

A NEW "CENTURY SUPER" CABINET

BUILDERS of the "New Century Super" should note that a special cabinet for this fine set has been produced by the Myers-Hunt Cabinet Co. This cabinet, known as the "Whitehall de Luxe," is of very modern design, as can be seen from the accompanying photograph, and it is



The Myers-Hunt Cabinet specially made for the "New Century Super"

obtainable in three finishes—natural, golden and Jacobean. It is made of guaranteed solid figured oak, plywood being used only for the speaker fret. The cabinet in any one of the three finishes costs only 30s., and full details can be obtained from the Myers-Hunt Cabinet Co., 7 Austin Street, Shoreditch, London, E.2, free on mention of "A.W."



Osborn Super Acoustic Baffle Board prevents 90 per cent. speaker worry. Any size hole cut free. Guaranteed no vibration. 18 in. by 18 in., 3/-; 24 in. by 24 in., 5/-; 30 in. by 30 in., 8/-; 36 in. by 36 in., 11/3. Carriage Paid U.K. Send for Free Sample.

This OSBORN RADIO CABINET


Made by Craftsmen for Particular People

Model No. 234. Beautiful Queen Anne style Radiogram Cabinet, 3 ft. 3 in. high by 2 ft. 6 in. wide by 1 ft. 6 in. deep. Takes Panel 19 in. by 12 in. or smaller. Ample room for any type of Gramophone Motor and the largest H.T. and L.T. Batteries made. Accommodates 35 Records each side of set. If desired you can have a Panel 27 in. long by omitting Records Storage.

PRICES
Machined ready to assemble, Oak, £3 10 0; Mahogany, £3 15 0; Walnut, £4 10 0.
Assembled ready to polish, Oak, £4 10 0; Mahogany, £4 15 0; Walnut, £5 10 0.
Assembled and polished, Oak, £5 10 0; Mahogany, £6 5 0; Walnut, £7 5 0.
All Models Carriage Paid.

WRITE FOR BEAUTIFULLY ILLUSTRATED FREE CATALOGUE OF LATEST MODELS, POST FREE.

CHAS. A. OSBORN, Dept. A.W., The Regent Works, Arlington Street, London N.1. Telephone: Clerkenwell 5095.
And at 21, Essex Road, Islington, N.1. Telephone: Clerkenwell 5634.



MORE POWER FOR YOUR SET

Convert the ordinary receiver into a strikingly effective modern set by incorporating these new British General Dual Wave Coils: Enormous improvement in both power and selectivity. Wiring diagrams free. Aerial & Anode models (suitable for ganging) **9/6**

FROM ALL DEALERS OR DIRECT



MANUFACTURING CO., LTD. BROCKLEY WORKS, LONDON S.E.4

YOU CAN'T GO WRONG!

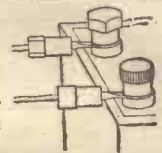


REG. DESIGN

The most efficient and safest device for connecting accumulator and radio set. Eye-sockets permanently fastened to accumulator terminals, connectors attached permanently to the wires from set. Non-reversible and differing in shape, colour and lettering. Wrong connections impossible, deliberately or accidentally. Completely insulated, safeguarding valves. Lead-plated, non-corrosive eyes, vaseline-filled cavities.

BELLING-LEE ACCUMULATOR CONNECTORS

9d. per pair, complete in carton with instructions.

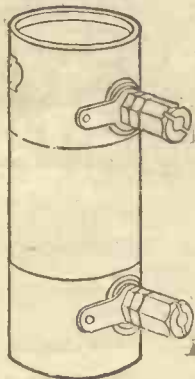


BELLING-LEE FOR EVERY RADIO CONNECTION

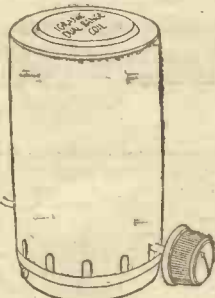
IGRANIC QUALITY COMPONENTS

Igranic Components—built of first-class materials—are raising the standard of radio. Take, for example, the Igranic Binocular type high frequency choke. Due to the binocular construction the external field is extremely small—enabling it to be placed in close proximity to other coils with negligible interaction. It is exceptionally efficient over the entire wavelength range of 150 to 2,500 metres. It has D.C. resistance of 830 ohms and an inductance value of 158 millihenries. Price **3/9**

"An excellent piece of work . . . in the first class and can be used with confidence even under the most severe conditions." "Amateur Wireless," Oct. 29, 1932.



SHORT WAVE H.F. CHOKE
Specially developed for efficient operation on wavelengths of the order of 10 to 80 metres. Useful for a number of purposes where the presence of H.F. currents would give rise to troublesome hand-capacity effects, unsatisfactory reaction control, and instability of the low-frequency amplifier. Price **2/-**




SCREENED DUAL-WAVE COIL
with self-contained wave-change switch. Designed to give maximum efficiency on the medium and long wave bands, covering a range of 200-550 metres and 1,000-2,000 metres when tuned with a .0005-mfd. variable condenser. Price **12/6**

Write to-day for fully-illustrated Catalogue No. D.172 of complete new range of Igranic Quality Components.
Igranic Electric Co., Ltd., 149 Queen Victoria Street, London, E.C.4.

SEND FOR THE 1932 CATALOGUE

Mention of "Amateur Wireless" to Advertisers will Ensure Prompt Attention

NOV. 11
REMEMBRANCE
DAY
Give generously
for your
poppy



**IGRANIC
COMPONENTS WILL
BE THE MAKING
OF YOUR SET.**



OUR LISTENING POST

By JAY COOTE

JUST at present a number of changes are taking place in both Leningrad and Moscow—at least, as regards the transmitters—and I have not yet elucidated the mystery of the new station heard and reported upon by other listeners on 848.7 metres. Whether it is Moscow or Leningrad is not clear, as both calls have been picked up on that wavelength. At the same time, one fact appears to be certain, namely, that Moscow Komintern has left the 1.481-metre channel clear for the new Noghinsk 500-kilowatt and has taken up its position on 1,000 metres. Leningrad has also reduced its wavelength and may be heard nightly just below 900 metres.

Two New Russians

There are two super-power transmitters nearing completion in the Soviet Union: Noghinsk on 500 kilowatts and Leningrad (2) on 250 kilowatts. No doubt, we shall be logging them regularly in the near future. Moscow Stalin (100 kilowatts) is again merrily working on 424 metres and may be picked up on any evening before 8 p.m.; it completely blots out Madrid (EAJ7), which you will find on that wavelength when the Russian has closed down.

Conditions during the past week have been exceptional for the reception of North and South American broadcasts; on one night with the "New Century Super" I logged four "Yanks," and on another, at a later hour (2.30 a.m.), three of the Buenos Aires transmissions.

Have you noticed the peculiar announcement put out by the N.B.C. studios? Contrary to European custom, they do not say "This is the

So-and-so calling," but "Your station is (say) WGY, Schenectady," and so on, as if it were a reply to a question put by you. In the same way you are told the name of the man responsible for the announcements.

From Radio Paris

You may have been puzzled by a broadcast which is now carried out regularly every Saturday morning between 9 and 10 a.m. by Radio Paris. Although advertised as a concert it is, as a matter of fact, a general rehearsal relayed from the Paris Conservatoire, and now and again you will hear interruptions by the conductor and, if you understand French, his pithy observations to the members of the symphony orchestra. Moreover, a passage may be played over several times, as is the case in rehearsals.

Reports are being received in respect of experimental broadcasts on 431 metres by a Portuguese station calling "Radio Parede"; although I have made careful search in up-to-date maps, I cannot trace the locality; but, without doubt, announcements are in the Portuguese language.

By the way, if Budapest is within your grasp (it is on most modern receivers) you may be interested to learn that during the winter season (October 15 to May 1) the studio has arranged to relay fifty performances from the Royal Hungarian Opera House. Many of these broadcasts, I understand, will also be taken by transmitters in neighbouring countries. Also, Hungary, at the Madrid conference, is claiming an extra wavelength, which she may or may not get. In the meantime,

however, Budapest (2) will work on 840 metres and the kilowatt relay at Magyarovar will take over the channel on 210 metres.

The Leipzig Station

No doubt you will have heard by now the new Leipzig station, Germany's super-power transmitter, testing on the Frankfurt-am-Main wavelength when the other studios have closed down. If so, you may now stand by for the initial tests of the new Munich 60-kilowatt. In the meantime, Palermo (Italy), in its search for a new position in the waveband, has settled down temporarily on 538.6 metres. I doubt whether it will be able to stay there.

Two stations which I have logged this week on several nights have been coming through at good volume; they are Riga and Bucharest. Although the latter is sandwiched between Frankfurt-am-Main and Midland Regional, I was able to get it clear of both, but only with a super-het.

UTEX TIME SWITCHES

TWO ingenious switches have recently been marketed by the Utex Manufacturing Co., Ltd., of 39 High Holborn, E.C.1. Both are of the on-off type and are controlled by the winding key at the back of an alarm clock.

The switch is fixed to the back of an alarm clock by two screws and the alarm is set for any desired time. When the alarm bell rings, the winding key which, of course, rotates, pushes the switch arm and makes or breaks the contact as desired.

Two models, one for battery sets and the other for mains, are available. The battery model costs 2s. 6d. and the mains type 5s. 6d. The latter switch is rated at 250 volts, 3 amps.

THE CABINET FOR YOUR "NEW CENTURY SUPER"

This beautiful console cabinet is constructed entirely of guaranteed solid figured oak. We find that the use of solid wood does away with the troublesome "boom" effect. We only use plywood for decorative purposes, namely, the fret. The "Whitehall de Luxe" is a fine solid piece of furniture, and is available in three finishes:

1. NATURAL. (To tone with furniture of any style and colour).
2. GOLDEN. (A warm mellow effect).
3. JACOBAN. (To tone with oak furniture).

The "New Century Super" is a world beater—see that its value is enhanced by housing it in a—"Whitehall de Luxe" cabinet.



30/-


CASH or C.O.D.

The "Whitehall de Luxe" is a very expensively-made cabinet. You get the benefit of our up-to-date plant, which produces them to sell at the very low price of 30/-. "Whitehall de Luxe" cabinets are produced and guaranteed only by the Myers-Hunt Cabinet Co. When ordering state colour required and whether cash enclosed or C.O.D. Money refunded if not completely satisfied.

The MYERS-HUNT, CABINET CO., 7, AUSTIN STREET, SHOREDITCH, LONDON, E.2.

Phone: Bishopsgate 4939

A Record Bargain! 1933 BROWN Moving Coil SPEAKER



LIST PRICE £3.19.6
OUR PRICE 39/6

Just consider! An entirely new 1933 BROWN PERMANENT MAGNET MOVING COIL Cabinet Speaker at TWO POUNDS BELOW LIST PRICE! This is not merely a bargain, it is sensational value, and, moreover, you can pay by monthly instalments

7 DAYS FREE TRIAL

FOR ONLY
2/6
DEPOSIT

SEND ONLY 1/6
FOR THE FAMOUS "PIFCO"
RADIOMETER



The marvellous instrument which tests everything, valves, L.T. and H.T. components, circuit, etc. Send 1s. 6d. for 7 days' trial; if satisfied, complete purchase by 6 monthly payments of

2s. 6d. (Cash in 7 days, 12s. 6d.)

The Moving Coil is extremely sensitive and highly suitable to work with any set from 2 valves upwards, giving deep, rich tone, and extraordinary volume without distortion. The pole faces of the Unit are entirely protected to prevent dust and metal particles entering the gap. The beautiful Walnut Cabinet of modern design is 13 in. high, 13 1/2 in. wide, and 0 1/4 in. deep, with handsome ebony-finish vulcanite fret. Let us send you this magnificent Speaker for 7 days' trial for only 2s. 6d. deposit; if satisfied pay further 2s. 6d. at once, then 8 monthly payments of 5s. (Cash in 7 days, 39s. 6d.) An amazing bargain!

E. J. HERAUD, Ltd., Dept. AW.14, NUMBER ONE, EDMONTON, LONDON, N.13.
Branches: 78/82 Fore St., Edmonton; 77 West Green Rd., Tottenham;
34 St. James St., Walthamstow; and 139 Hertford Rd., Enfield Wash.

"Forty Stations?"

"Yes . . . each as loud as London"

"Listen . . . National. Now . . . London Regional. And here's Madrid. . . ."

"Why, it's as clear and loud as London. . . ."

"I told you. Now Berlin . . . and here's Hilversum."

"But how do you get each station as clear as a whistle like that?"


"The screened grid and modern selective circuit cuts out all stations, even the near-by ones. Blanks them all out, so you only hear the one you want."

"But what a wonderful depth of volume!!"

"That's the moving-coil loud-speaker. Can fill a ballroom—or you can turn it down to a whisper, like this."

"What a beautiful set. THAT must have cost you some money. Twenty guineas?"

"Well, it's worth that, but the price of this Aerodyne Screened Grid Three is only £9 9s. Or, if anyone wants to buy it on hire purchase terms, 17s. 11d. down and eleven more payments of the same amount. Yes, you can buy it at your local radio shop."



9
GNS

SPECIFICATION

- Single Knob Tuning.
- B.V.A. Valves.
- Moving-coil Speaker.
- All-metal Chassis.
- Alternative Aerial Sockets.
- Gram Pick-up Sockets.
- Figured Walnut Cabinet.
- H.T., 120 volts ; G.B., 9 volts.
- Accumulator, 2 volts 40 amp. hours.

COMPLETE

Make sure you see the name

"AERODYNE"

SCREENED GRID 3

(VARIABLE MU.)

**BATTERY OPERATED
MOVING COIL SPEAKER**

HUSTLER, SIMPSON & WEBB, LTD.;
AERODYNE WORKS, HOE ST., WALTHAMSTOW, E.17

Post (4d. stamp on an unsealed envelope will do) to—
HUSTLER, SIMPSON & WEBB, LTD., "AERODYNE" WORKS,
HOE STREET, WALTHAMSTOW, E.17.

Dear Sirs,

Please send me your illustrated descriptive literature of your "AERODYNE" Radio Sets. Also full particulars of your Easy Payment Terms.

NAME.....

ADDRESS.....

A.W.

OUR QUERY DEPARTMENT?

The attention of readers is directed to the rules printed below. Replies are sent by post, only a selection of queries of general interest are printed here.

Electrical Gramophones

SIR,—Having an ordinary pedestal gramophone with an electric motor, I should like to know whether it would be possible to play the records electrically without having a wireless receiver. I have been told that I cannot use one of the new electrical "sound-boxes" without I have a wireless receiver and loud-speaker.

K. R. (Middlesex).

There is definitely no need for you to possess a receiver to work your gramophone electrically so far as playing the records is concerned but it is essential that you have a valve amplifier and a loud-speaker. If you obtain a good two-valve amplifier and a suitable speaker, you may employ a gramophone pick-up—electrical sound-box—by connecting it to the input terminals of the amplifier. The working of a gramophone electrically in this way does not call for your possessing a post-office wireless licence, but if you decide to make your amplifier into a wireless receiver at a later date you must get a post-office licence.

Outdoor-Aerial Super-hets

SIR,—I have the "Century Super" in use and it is giving extremely satisfactory

results. I would like to use the set with an outdoor aerial. Will you explain what alterations should be made?

M. M. (London, E.10)

The receiver cannot be used with an outdoor aerial without making drastic alterations, which would affect the general efficiency of the receiver. It would be necessary to use either a bi-grid, or a screen-grid valve as the first detector valve and also to change the present frame aerial for a band-pass arrangement. We would refer you to the design of the "New Century Super" described this week.—ED.

Grid-bias

SIR,—A friend tells me that if I apply too much grid-bias voltage to the valves in my set I cause the H.T. battery to run down very speedily. I have always been under the impression that with too little bias the H.T. battery runs down.

K. O. B. (Harrow).

By increasing the negative bias voltage you automatically reduce the current consumption of your valves and thus reduce the drain on the H.T. battery. If one of your valves has positive bias, and you increase the positive bias, the current consumption of the

valve will certainly increase and this will cause a greater drain on the H.T. battery.—ED.

Using a Pentode

SIR,—What is the wiring needed to fit a pentode? L. K. (Hertford).

First of all, arrange a 1- or 2-microfarad condenser directly between the auxiliary-grid terminal of the valve holder and the negative L.T. terminal. Then connect a 10,000- or 15,000-ohm resistance between the auxiliary-grid terminal of the valve holder and the power positive H.T. supply terminal. If the pentode valve to be used is one of the low anode-current consumption type, an output filter or transformer will not be essential for its use. It will, however, be advisable for you to add a tone-control device to subdue some of the high-note response.

WHEN SUBMITTING QUERIES

Please write concisely, giving essential particulars. A fee of One Shilling (postal order), a stamped addressed envelope, and the coupon on the last page must accompany all letters. The following points should be noted.

Not more than two questions should be sent with any one letter.

The designing of apparatus or receivers cannot be undertaken.

Modifications of a straightforward nature may be made to blueprints, but we reserve to ourselves the right to determine the extent of an alteration to come within the scope of a query. Modifications to proprietary receivers and designs published by contemporary journals cannot be undertaken.

Readers' sets and components cannot be tested at this office. Readers desiring specific information upon any problem should not ask for it to be published in a forthcoming issue, as only queries of general interest are published and these only at our discretion. Queries cannot be answered by telephone or personally.

Readers ordering blueprints and requiring technical information in addition, should address a separate letter to the Query Department and conform with the rules.

British Made



YOU WANT PERFECTION? FOR SHORT WAVES

Then use the original BECOL EBONITE LOW-LOSS FORMER, tested before despatch and reliable. Prices Low. Look for Trade Mark. Efficiency Tells.

INTERESTING.—Send 6d. (post free) for UP-TO-DATE HANDBOOK of Tuning Coils for Circuits, Dual Range, Band Pass and Super-het, fully illustrated with data. THE BRITISH EBONITE CO. LTD. HANWELL LONDON, W.7

Simpson's Electric Turntable



"goes by itself"

1. Only 2 1/2" deep.
2. Sizes 10" and 12".
3. 50 Cycles, 100/150 and 200/250 volts A.C.
4. Fits any Gramophone.
5. Costs less than 1d. per week.
6. Correct speed of 78 revs. per minute.
7. Nothing to go wrong.
8. Anyone can fit it.

The most remarkable gramophone invention of the age—a gramophone turntable that "goes by itself." In a few minutes you can convert an ordinary gramophone into an automatic electric one. It takes little longer, following the simple instructions supplied, to convert your present Radio Set into a super Radio-gram. The total cost is only **39'6**. It lasts a life time with no additional cost. Ask your Dealer for illustrated leaflet and demonstration.

SIMPSON'S ELECTRICALS LTD., GRANGE ROAD LEYTON E.10.



A BETTER CABINET FOR YOUR SET

THE CAMCO "LINCOLN"

The supremacy of this Cabinet is already well established. It is designed on sound acoustical lines for housing "all-mains" or battery-driven sets. The "Lincoln" is an example of graceful design and finished in a rich shaded walnut colour. Will enhance the appearance of any room. Price £5 17s. 6d. complete. See this splendid Cabinet at our Showrooms—Open 9.15 to 5.45 (Sat. 12.30.)

Showrooms: CARRINGTON MFG. CO. LTD., 24, Hatton Garden, London, E.C.1
Phone: Holborn 8202 Works: S. Croydon



FREE Send coupon for free copy of the new Camco Cabinet Catalogue giving particulars of the complete range

Post in 1d. envelope

Name

Address

S.A.W.

SPECIAL
Dust-proof and
Short-circuit -
proof cover.

"PERFORMANCE
THAT IS ABOVE
THE AVERAGE

THESE NEW BATTERIES ARE REALLY GOOD"

says "*Amateur Wireless*"

Highly satisfactory reports of the new Ediswan Guaranteed H.T. Batteries continue to pour in. Experts and enthusiasts are unanimously agreed on their excellence. The listener who equips his set with Ediswan is absolutely assured of the greatest possible value for his money. Every Ediswan battery must pass numerous tests before it leaves the factory and additional protection is afforded by the Ediswan Guarantee of full voltage and capacity.

60 6'9
VOLTS

120 13'
VOLTS

9v. grid bias 1/-

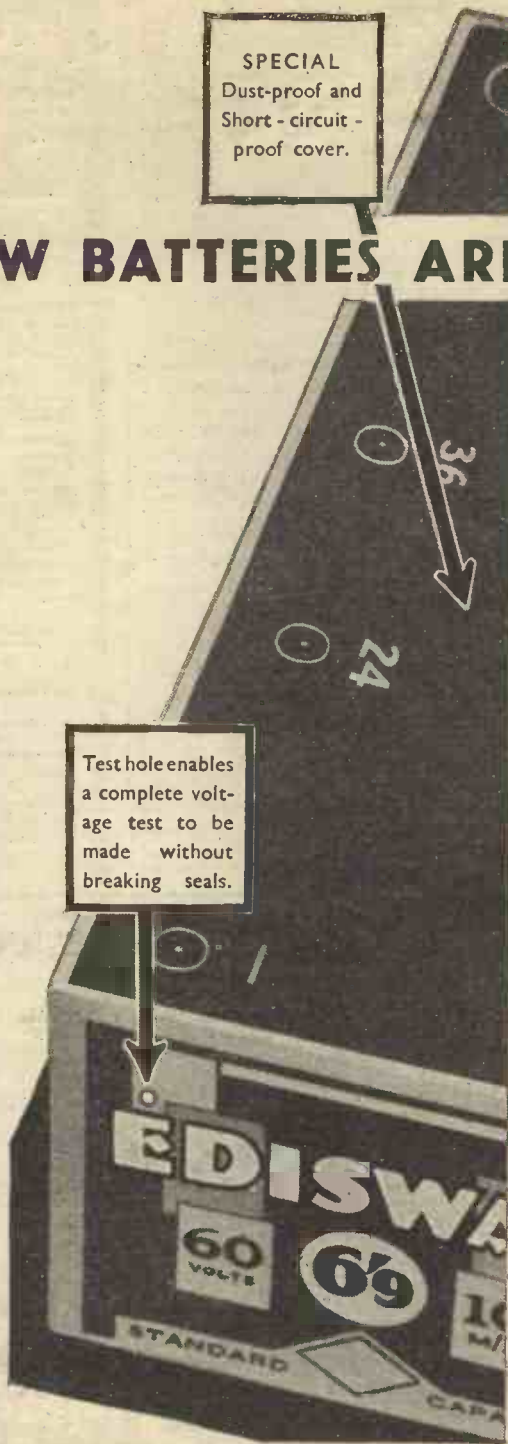
108v. Incorp. grid bias tappings 12/-

Standard Capacity. Where the anode current required does not exceed 10 Ma these batteries will give highly satisfactory service. If super-power valves are used, the super-capacity type should be used.

Super Capacity. These batteries have twice the capacity of the standard type and, owing to their large reserve of power, last nearly three times as long when used as replacements to standard capacity batteries.

Send for your **FREE** copy of "How to get the most out of your H.T. Battery." Full of useful data, hints & tips.

Test hole enables a complete voltage test to be made without breaking seals.



Guarantee

The Edison Swan Electric Co. Ltd. guarantees that Ediswan Batteries are of full voltage and capacity. Should any Ediswan Battery fail to give satisfactory service, we undertake to deal with customer's complaint within 24 hours of receipt of the defective battery.

All good radio dealers sell ...

EDISWAN

Guaranteed RADIO H.T. BATTERIES

THE EDISON SWAN ELECTRIC CO. LTD.



PONDERS END, MIDDLESEX

B.183

HEYBERD

MONARCH OF THE MAINS

**Complete
A.C.
MAINS
UNIT**



Make your present battery receiver ALL-ELECTRIC, simply by installing the Heyberd M.W.1 Mains Unit, which gives both H.T. and L.T. from the Mains. You will get constant, steady power at a fraction of the cost of batteries. No noise or hum, the perfect smoothing filter, comprising double-chokes and 16-mf. condensers, ensures that. Supplied complete in neat metal case with rubber feet on base. Recessed control panel. Safety fuse, flex, and adaptor. Ready to switch on and guaranteed three years. Suitable for receivers using up to five A.C. valves.

HEYBERD M.W.1 MAINS UNIT

ALTERNATIVE OUTPUTS: 30 m.a. at 150 v. or 50 m.a. at 200 v.
TAPPINGS: 40/120v. Var. S.G., 175v. & 200v. fixed.
L.T.: A.C. 4 v. 5 amps. for A.C. valves.
Incorporates Westinghouse Rectifier. **PRICE 127/6**



**Post Coupon
for Heyberd
handbook on
Mains Working**

I enclose 3d stamps for New Handbook of Mains Equipment. Packed with Technical Tips, Service Hints and diagrams

Mr. _____
Address _____

_____ A.W.
F.C. HEYBERD & Co.,
10 FINSBURY STREET, LONDON, E.C.2
One minute from Moorgate Stn

RADIO SUPPLIES

Send your list of Radio needs for our quotation. Kits, Parts, Sets, etc. Everything in Radio stocked. Prompt delivery; seven days' approval. Catalogue free. Taxies and Standard Wet H.T. replacements stocked.


A. TAYLOR, 67 STUDLEY ROAD, STOCKWELL, LONDON

**A POPULAR BLUE SPOT
SPEAKER**

ONE of the leading speakers of the Blue Spot range is the permanent-magnet speaker 99PM. This is a high-power speaker in which the very best of materials are employed. The heavy magnet is forged from highest grade magnet steel, containing a large percentage of cobalt. The magnetic energy in the air gap of the speaker is of the exceptionally high order of 1,320,000 ergs. Owing to the high grade of metal employed, the magnet system of the 99PM has a high degree of permanency.

The magnet system is fitted with Milam side pieces which exclude dust and the pole pieces are cadmium-plated to prevent rusting.

A transformer to match the speaker up with pentode or triode output valves is included in the base. The speaker will handle an output of 3½ watts without distortion and will take a maximum D.C. current of 50 milliamperes. The 99PM is



The Blue Spot 99PM speaker—a fine permanent-magnet moving-coil chassis

a compact speaker, having an overall diameter of 9 in., and owing to the special material used for the cone, the response obtained over a wide frequency range is practically perfect. The 99PM costs 59s. 6d. in chassis form, and details can be obtained free on mention of "A.W." from The British Blue Spot Company, Ltd., Blue Spot House, 94-6 Rosoman Street, Rosebery Avenue, London, E.C.1.

Sir Hamilton Harty will conduct the Hallé Orchestra in a Mozart Symphony and a performance of Berlioz' "Symphonie Fantastique" on November 10, when the concert is to be relayed from the Free Trade Hall, Manchester.

**ONLY 2/6 DOWN FOR THIS SPLENDID NEW 1933
"BLUE SPOT" SPEAKER**
NEW 1933 PERMANENT MAGNET SPEAKER No. 99PM.

The new "Blue Spot" Speaker 100U is ideal for the amateur constructor. Mounted to chassis and needs no matching transformer. Send 2/6 for 7 days trial. If satisfied, further 3/6, then 6 monthly payments of 5/-. For further details of this speaker see the "Blue Spot" advertisement on cover of this issue.



The chassis is an outstanding example of first-class workmanship and the unit, with its heavy permanent magnet containing a high percentage of cobalt, is wonderfully sensitive. From any set, all-electric or battery, this new "Blue Spot" Speaker will reproduce every detail of speech or music to perfection. Send only 2/6 deposit for 7 days trial. If satisfied, pay further 3/6 at once, then 6 monthly payments of 7/6. (Cash in 7 days 59/6).



E. J. HERAUD LTD., DEPT. A.W.12, NUMBER ONE, EDMONTON LONDON, N.15
and at Tottenham Walthamstow, and Enfield Wash. Established 33 years.

**QUICK
EASY PAYMENT
SERVICE**

Prompt Delivery Guaranteed.
Price List Free on Request.

MANUFACTURERS' KITS

NEW LISSEN "SKYSCRAPER" KIT, including Valves. This is an outstanding kit and we can strongly recommend it. **With 8/3 order**
Cash Price, £4/9/6.
And 11 monthly payments of 8/3.

READY RADIO "METEOR" S.G.3 KIT, including cabinet, valves, and moving coil unit. **With 11/- order**
Cash Price, £8/17/6.
And 11 monthly payments of 16/8. This Receiver also tunes to Ultra-short Waves.

ACCESSORIES

NEW BLUE SPOT 99 P.M. MOVING-COIL UNIT. The finest of the new Permanent Magnet Units. **With 5/- order**
Cash Price, £2/19/6.
And 11 monthly payments of 5/6.

NEW ORMOND PERM. MAGNET MOVING-COIL L.S. UNIT. (Just released) **With 5/4 order**
Cash Price £1/13/6.
And 7 monthly payments of 5/4.

ATLAS ELIMINATOR, A.C.244. 3 I.T. Tappings. 20 mA output. **With 5/- order**
Cash Price, £2/19/3.
And 11 monthly payments of 5/6.

12 EXIDE W.H. HIGH TENSION ACCUMULATORS. (120 Volts, 5000 M.A.). The cheapest and best High Tension Supply where Mains are not available. **With 7/- order**
Cash Price, £3/15/-.
And 11 monthly payments of 7/-.

NEW EPOCH 20c PERMANENT MAGNET MOVING-COIL UNIT. **With 5/7 order**
Cash Price, £1/15/-.
And 6 monthly payments of 5/7.

NEW W.B. P.M.A PERMANENT MAGNET MOVING-COIL UNIT. **With 5/- order**
Cash Price, £2/2/-.
And 7 monthly payments of 5/10.

Rola Speakers Supplied on Similar Terms.

All above carriage paid.

To avoid delay, will customers kindly send first payment with order.

Goods ordered C.O.D. are dispatched by return of post. Post charge paid by us.

The LONDON RADIO SUPPLY COMPANY ESTD 1925
11, Oat Lane, Noble St., LONDON, E.C.2
Phone NATIONAL 1917

MATERIALS SUPPLIED FREE

in Profitable Spare Time Employment making Leather Matting at Home
Finished Work Bought at Fixed Rates.
Write for particulars, Dept. D.26.
ARNOLDS (Wellingborough) Ltd., Wellingborough.

REPAIRS to Loudspeakers 4/-, Blue Spots 5/-, Transformers 4/-, Moving Coils, etc. quoted for. Prompt Service. 12 months guarantee. Trade Invited. Streatham 6678.
Loud-speaker Repair Co., 2 SHIPKA ROAD, Balham, London

TELSEN

H.F. CHOKES, PUSH-PULL SWITCHES & VALVE HOLDERS

TELSEN PUSH-PULL SWITCH (2 point)


For use as battery switch, or as wave-change switch with the dual-range S.W. Coil Unit. Employs a "knife" type self-cleaning contact and a positive snap action, a series gap reducing self capacity to a minimum.



14

TELSEN WAVE-CHANGE SWITCH (3 point)


The perfect Wave-change Switch, for use with a dual-range aerial coil or for breaking L.T. and H.T. currents simultaneously.



13

TELSEN "TWO-POLE" PUSH-PULL SWITCH (4 point)


Highly suitable for use in wave changing on two coils or an H.F. transformer, or for switching pick-up leads or an additional speaker.



16

TELSEN VALVE HOLDERS

An improved range of Valve Holders in both solid and anti-microphonic types. Employ special contact sockets of one-piece design, with neat soldering tag ends and terminals. Extremely low self capacity.



- Solid type, 4 pin 9d.
- Solid type, 5 pin 1/-
- Anti-microphonic, 4 pin .. 1/-
- Anti-microphonic, 5 pin .. 1/3

TELSEN STANDARD H.F. CHOKE


Covering the entire broadcast band and occupying only the minimum of baseboard space, the Telsen Standard H.F. Choke has proved deservedly popular ever since its introduction. With an inductance of 150,000 microhenries, a resistance of 400 ohms, and an extremely low self capacity, it is highly suitable for use in reaction circuits, and is constantly being specified in this respect by the leading set designers.



24

TELSEN BINOCULAR H.F. CHOKE

In H.F. amplification the performance of a choke is of supreme importance. Where the very highest efficiency is the primary requisite, the Telsen Binocular H.F. Choke is the inevitable choice. It has a high inductance of 250,000 microhenries, with a very low self capacity and a practically negligible external field (due to its binocular formation). It is from every point of view the ideal choke and, where high-class circuits are concerned, definitely the essential choke.



54

TELSEN

RADIO COMPONENTS

TELSEN RADIO COMPONENTS ARE 100% BRITISH

ANNOUNCEMENT OF THE TELSEN ELECTRIC CO., LTD., ASTON, BIRMINGHAM

Mention of "Amateur Wireless" to Advertisers will Ensure Prompt Attention

BROADCASTING STATIONS

Broadcasting Stations classified in order of wavelengths. For the purpose of better comparison, the power indicated is that of the carrier wave.

Kilo-Metres cycles	Station and Call Sign	Power (Kw.)	Kilo-Metres cycles	Station and Call Sign	Power (Kw.)	Kilo-Metres cycles	Station and Call Sign	Power (Kw.)
10.737	15,200	Zeesen (DJB) ... 8.0	288.5	1,040	Plymouth 0.12	472.4	635	Langenberg 60.0
20.84	14,530	Radio Nations ... 20.0	288.5	1,040	Scottish National 50.0	480	625	North Regional 50.0
25.4	11,810	Rome (2RO) 15.0	288.5	1,040	Swansea 0.12	488.6	614	Prague 120.0
25.53	11,751	Chelmsford (G5SW) 10.0	291	1,031	Tampere 1.0	496.2	604.5	Trondheim 1.2
31.25	9,598	Lisbon (CTIAA) 2.0	291	1,031	Viipuri 13.0	500.8	599	Florence (Firenze) 20.0
31.51	9,520	Skamieback 0.5	293	1,022	Kosice 2.5	508.5	590	Astrakhan (RV35) 10.0
31.38	9,560	Zeesen (DJA) ... 8.0	293.7	1,021.5	Limoges (PTT) ... 1.0	509.3	589	Brussels (No. 1) 15.0
32.26	9,300	Rabat 0.5	296.1	1,013	Hilversum 20.0	518.5	578.6	Vienna 15.0
40.3	7,494	Radio Nations ... 20.0	299.1	1,003	Tallinn 11.0	also testing on 1,258 m. from 7 p.m. (Mon., Wed., Sat.).		
43.75	6,895	Vitus/Paris 0.3	301.5	995	North National 50.0	525.4	571	Riga 15.0
50.0	6,000	Moscow 20.0	304.9	984	Bordeaux (PTT) 13.0	532.9	563	Munich (tests) ... 60.0
58	5,172	Prague 0.5	306.8	978	Zagreb (Agram) 0.75	538.6	556.9	Palermo 3.0
198.5	1,550	Riga (test) 18.0	308.6	971.6	Vitus-Paris 1.0	541.5	554	Sundsvall 10.0
207.6	1,445	Seraing 0.2	309.9	968	Cardiff 1.0	550	545	Budapest (1) 18.5
210	1,430	Magyarovar 1.5	312.8	959	Cracow 1.5	559.7	536	Kaiserslautern 1.5
211.3	1,420	Newcastle 1.0	313.9	955.6	Genoa (Genova) 10.0	559.7	536	Augsburg 0.3
212	1,415	Antwerp 0.4	315	952.5	Marseilles 1.6	564.4	531.5	Wilnot 16.0
214.3	1,400	Aberdeen 1.0	318.8	941	Naples (Napoli) 1.5	564.9	531.5	Hanover 0.3
214.3	1,400	Warsaw (2) 1.9	318.8	941	Sofia (Rodno Radio) 1.0	569.1	527.1	Grenoble (PTT) 2.0
215.4	1,392.5	Brussels (Conf.) 0.25	319.7	936	Dresden 0.25	569.3	527	Freiburg 0.25
217.1	1,382	Königsberg 0.9	321.9	924	Göteborg 10.0	574.7	523	Ljubljana 5.2
218	1,373	Salzburg 0.5	325	923	Breslau 0.0	675	444	Outa (RV2) 10.0
220.1	1,368.9	Béziers 0.5	328.2	914	Poste Parisien ... 60.0	678.7	442	Lausanne 0.6
222.9	1,344.6	Cork (CKK) 1.2	331.4	906	Milan 50.0	719.4	417	Moscow (RV2) ... 20.0
225.2	1,332	Fleming 10.0	335	896	Poznan 1.9	748	401	Ostersund 0.6
227.4	1,319	Recamp 0.5	337.8	888	Brussels (No. 2) 15.0	759.9	395	Geneva 1.25
230.6	1,301	Malmö 1.2	342.1	877	Brunn (Brno) ... 35.0	840	353.4	Budapest (2) 3.0
231.1	1,293	R. Wallonia 0.3	345.2	869	Strasbourg (PTT) 11.5	848.7	350	Saratov 20.0
232.2	1,282	Kiel 0.25	348.8	860	Barcelona (EAJ1) 8.0	882	340	Khar'kov (RV4) 20.0
233.4	1,285	Lodz 2.2	351	855.5	Leningrad (RV7) 20.0	937.5	320	Alma Ata 10.0
236	1,271.9	Kristiansand ... 0.5	352.1	852	Graz 7.0	967.7	310	Alma Ata 10.0
237.9	1,261	Sud-Ouest 2.0	355.3	843	London Regional 50.0	1,000	300	Moscow (OldKom) 100.0
237.2	1,265	Nimes 0.6	360.5	832	Mühlacker 60.0	1,034.5	290	Kiev 100.0
238.0	1,256	Nürnberg 2.0	363.4	825.5	Algiers (PTT) ... 16.0	1,048.2	286.1	Tiflis (RV7) ... 100.0
239	1,255	Binche 0.3	365.4	820.8	Fredriksstad ... 0.7	1,071.4	280	Scheveningen-Haven 10.0
240.1	1,249.1	Stavanger 0.5	365.5	820.7	Bergen 1.0	1,083	277	Oslo 60.0
241.3	1,243	Liege (Exp.) 0.2	366.2	819.4	Seville (EAJ5) ... 1.5	1,107	271	Minsk (RV10) ... 35.0
242	1,238	Belfast 1.0	368.1	815	Bolzano 1.0	1,117.4	268.5	Moscow Popoff ... 40.0
244.1	1,229	Basle 0.5	368.5	814	Helsinki 13.2	1,153.8	260	Kalundborg 7.5
245.9	1,220	Berne 0.5	370.4	810	Radio LL (Paris) 1.0	1,170	256	Taschkent 25.0
245.9	1,220	Cassel 0.25	372.2	806	Hamburg 1.5	1,190.5	252	Luxemburg 100.0
246.9	1,211	Linzi 0.5	376.4	797	Scottish Regional 50.0	1,200	250	Istanbul 5.0
247.7	1,211	Trieste 10.0	380.7	788	Lvov 16.0	1,200	250	Istanbul 5.0
249	1,205	Prague (Strasnice) 5.0	385	779	Radio Toulouse 60.0	1,229.5	244	Boden 0.6
249.8	1,200.3	Juan-les-Pins ... 1.0	385	779	Stalino (RV26) ... 10.0	1,258	238.5	Vienna Exp. 8.0
250	1,200	Radio Schaarbeek 0.3	388.5	772	Archangel 10.0	1,280	238	Bakou (Trades Unions) 165.0
252.3	1,189	Barcelona (EAJ15) 6.0	389.6	770	Frankfurt-a-m. 1.5	1,301	230	Moscow (Trades Unions) 165.0
253.4	1,183	Głiwitz 5.0	389.6	779	Leipzig (tests) ... 120.0	1,348	222.5	Motala 30.0
255	1,175	Toulouse (PTT) 1.0	394	761	Bucharest 12.0	1,330	217.4	Novosibirsk (RV6) 120.0
256.7	1,163	Hörby 10.0	398.9	753	Midland Regional 25.0	1,411.8	212.5	Warsaw 100.0
259.3	1,157	Leipzig 20.0	403	743	Sötens 25.0	1,445.7	207.5	Eiffel Tower 13.5
261.8	1,147	London National 50.0	408	734	Katowice 12.0	1,481.6	202.5	Moscow RV1 500.0
263.8	1,137	Moravia 11.0	413.8	725	Athlone (tests) ... 60.0	1,538	195	Ankara 7.0
265.8	1,128.5	Lille (PTT) 1.3	413.8	725	Dublin 1.2	1,554.4	193	Davenport (Nat.) 30.0
266.8	1,124.5	Valencia 8.0	416.4	720.5	Radio Maroc (Rabat) 6.0	1,600	189.5	Irkutsk (RV14) 10.0
268.1	1,118.6	Brenn 0.3	419	716	Berlin 1.5	1,620	185	Norddeich KVA 10.0
269.4	1,112	Bari 20.0	423.4	707	Madrid (Espana) 2.0	1,634.9	183.5	Zeesen 60.0
270.9	1,107.6	Rennes 1.3	424.3	707	Madrid (EAJ7) ... 2.0	1,725	174	Radio Paris 75.0
271.9	1,101	Cointe-Liege 0.3	429.8	698	Belgrade 2.8	1,795	167	Lahti 54.0
273.7	1,096	Turin (Torino) ... 7.0	431	696	Pareda (tests) ... 1.5	1,875	160	Fuizen 8.5
276.5	1,085	Heilsberg 60.0	435.4	689	Stockholm 55.0	1,935	155	Kaunas 7.0
279.5	1,073.2	Bratislava 14.0	441.2	680	Rome (Roma) ... 60.0	2,025	119	Königswuster-Hausen (press) 20.0
281	1,067	Copenhagen 0.75	447.1	671	Paris (PTT) 7.0	2,650	113	Eiffel Tower 15.0
282.2	1,063	Lisbon (CTIAA) 2.0	453.2	662	Danzig 0.5	2,900	103.5	Königswuster-Hausen (press) 15.0
283	1,058	Innsbruck 0.5	453.2	662	Klagenfurt 0.5	4,000	75	Königswuster-Hausen (press) 15.0
283.6	1,058	Berlin (E) 0.5	455	659	Radio Agen 0.5			
283.6	1,058	Magdeburg 0.5	459.4	653	Beromünster 60.0			
283.6	1,058	Stettin 0.5	459.4	653	San Sebastian (EAJ8) 0.6			
286	1,049	Montpellier 0.8	465.8	644	Lyons (PTT) ... 1.6			
287.1	1,043	Radio Lyons 10.0	469.3	630	Tartu 0.5			
288.5	1,040	Bournemouth ... 1.0						

ELECTRADIX MICROPHONES

MAXIMUM EFFICIENCY AND LOWEST PRICE



For Home Talks, Public Address, etc.

No. 11, Solo pendant, massive brass case, 6/6 Marconi Hand, 15/-
 No. 12, Ring Pedestal ... 18/6
 Announcers, Scotland Yard type, 65/-
 Deaf Aid Sets ... 18/6
 High Ratio Transformers, 3/6, 5/-, 7/6
 Photo cells, R.C.A. Talkie type, UX867, at quarter price, 25/-, Brit. Talk. Pics., King type, 15/-
 Fuitograph Picture Recorders. Not many left of these new £22 kits, with diagrams, at 37/6.
 Telescopes. Cooke monocular prism RF, with 9-mile distance scale, 7 1/2-in. long, weight 3 1/2 lbs., sale, 15/-
 Tee Vee Units for converting 6 v. L.T. to H.T. A.C. Browns 2-v. to 80-v. D.C.

Superseder. No. H.T. battery needed for radio sets when this fitted, 37/6.
 Permanent Magnets, Tungsten steel. Powerful horse-shoe, 5-in., No. 1 is 1 lb., 2/6; 4-in., No. 2, 3-lb., 2/-; No. 3, 1-lb., 1/6; No. 4, 1-lb., 1/-; 4 claw 4 1/2-lb. cobalt for M.C. Speakers, 15/-
 Dynamos, double current L.T. and H.T., 6-v. and 200 to 500-v. 12-in.—5 1/2-in. Weight, 17 lbs. Ball-bearings. Ex. W.D. bargain, cost £15, sale 22/6 to clear. 110-v. Fan Motors, 10/-
 Bargain Parcels of dismantled sets, etc., useful experimental odds, etc., all post free. 10-lb., 7/-; 7-lb., 5/-. Jeweled first-grade meter movements with magnet, 5/- each.
 For 1,000 other bargains send addressed envelope for new Sale List.

ELECTRADIX RADIOS

218 Upper Thames Street, London, E.C.4.

PROTECT YOUR VALVES FROM ACCIDENTAL SHORT-CIRCUITING



BY FITTING THE "BUSCO" FUSE SWITCH

All "BUSCO" switches have self-cleaning contacts and "Set Cracking" is safeguarded through the vice-like grip at contact points.

BUSBY & Co. Ltd. Price St., BIRMINGHAM

CONVERT YOUR D.C. OR BATTERY SET TO A UNIVERSAL ALL-MAINS, OR BUILD YOURSELF A REAL ALL-ELECTRIC MAINS SET by the aid of the wonderful



HIGH VOLTAGE MAINS VALVES

It is Cheap, Easy, and Safe to do this. No more H.T. or L.T. Batteries: no expensive mains transformers or resistances needed. Change over of Supply makes no difference. Work direct from D.C. or A.C. Most economical. Full, clear instructions with every valve. G.P. Det. Power, 17/6 each. Super Power, 18/-. Rectifying 50 M.A., 14/6. 125 M.A., 15/6. All voltages. State voltage only when ordering. All-Mains Receiver and Amplifier Kits available. Prices on application.

EUGEN FORBAT,

Sole Representatives for Gr. Britain,

c/o Nivalight Ltd., 1 Rosebery Avenue, London, E.C.1
 Telephone: Clerkenwell 1893.

Famous Baker's Offer!

£5 Radio-Gram Cabinet for 65/-
 7 DAYS' FREE TRIAL (OR 10/- MONTHLY.)

Polished Oak and Piano built! The acoustic tone brings a fine thrill. Makers to Radio-Press, B.B.C., 3,000 clients. Other Models 35/- to £15. Photographs and List FREE. PICKETTS' Piano-Tone Cabinets, (A.M.) Albion Road, Bexleyheath.

TAYLEX WET H.T. BATTERIES

Give long service, improved volume and tone. Very economical. Replacements for Taylex or Standard batteries at low prices; details post free. Also Bargain List; Radio Kits and parts at lowest prices.

A. TAYLOR, 67 STUDLEY ROAD, STOCKWELL, LONDON

EXACT AERIAL Tuner, 250-2,000 metres. Works in conjunction with .0005 mfd. variable condenser. 14/- Post Free



EXACT INDUPAS Aerial Tuner, 200-2,000 metres. Gives good selectivity when tuned with .0005 2-ganged condenser. No screen or special components required.

20/- Post Free

THE EXACT MANUFACTURING CO.

Croft Works, Priory Street, Coventry.

RADIO TRANSFORMED with the "KELLY" CONDUCTION UNIT

The Discovery of the Year

MODERNISE your set with the above which we guarantee will Amplify reception with less H.T. Consumption, eliminate distortion, and enable you to listen in comfort. Fixed in a second, lasts for ever. No outside connections. Satisfaction assured.

POST FREE 2/-

Money back if not satisfied.

KELSTAN MANUFACTURING, CO., CROMWELL HOUSE, High Holborn, London, W.C.1.

Let "AMATEUR WIRELESS" solve your wireless problems

POST CARD

POSTCARD

RADIO LITERATURE

GET THESE CATALOGUES FREE
 Here "Observer" reviews the latest booklets and folders issued by well-known manufacturers. If you want copies of any or all of them FREE OF CHARGE, just send a postcard giving the index numbers of the catalogues required (shown at the end of each paragraph) to "Postcard, Radio Literature," "AMATEUR WIRELESS," 54/61, Fetter Lane, E.C.4. "Observer" will see that you get all the literature you desire. Please write your name and address in block letters.

Two New Blue Spot Sets

HERE is something I can recommend to all enthusiasts on the lookout for a new receiver; an illustrated folder of two new Blue Spot receivers. The sets dealt with are the R336 pedestal model and the K252 table model. The folder gives full details and copies can be had free. **872**

New Lively-O List

A handy list which gives sizes, weights and capacities of Oldham Lively-O batteries has just come to hand. In the unspillable range there are suitcase, transportable, and jelly-acid types. **873**

Why Not a New Cabinet?

Cabinets for radiograms, console sets, transportables, and speakers are shown in a fine catalogue issued by W. & T. Lock, Ltd. This gives the chief dimensions, so that you will know just how to fit your existing set into any one of these cabinets. **874**

The "Mansfield"

Have you had details yet of the W.B. "Mansfield" moving-coil speaker which, incidentally, is specified in connection with the "New Century Super"? If not, then take my tip and get the new W.B. literature. There is also a Mansfield kit, claimed to be the only set kit on the market which includes a moving-coil speaker. **875**

A Kenwell "Three"

Kenwell, the power pack people, have a new three-valver using variable-mu and power pentode valves. It has a gram-radio switch, tone control, pre-detector volume control, and a mains energised moving-coil speaker. Other details in the new Kenwell catalogue. **876**


OBSERVER.

THE MOST POPULAR RADIO-GRAM CABINET ON THE MARKET

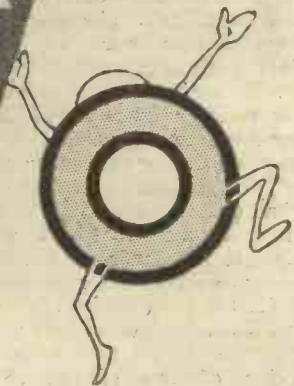
Reduced to **39/6** Carriage Paid!!!
 Quality Guaranteed Improved
 Solidly constructed in selected oak, etc., and hand polished.

SPECIFICATION.—3' 3" high, 1' 10" wide, 1' 6" deep. To take panels up to 18" x 7". Panel opening to suit set. These cabinets allow ample room for the following:—
 Pick-up, Motor, Speaker, Batteries, etc., all for the reduced price of **39/6**.

Catalogue Post Free. From one of the Largest Mail Order Works in England: **W. S. WILKIN, Cabinet Manufacturer, 12-26 Nelson Mews, Southend-on-Sea, Essex.** Guernsey Depot: Messrs. Leale Ltd., 7, Bondage, Guernsey.




WHY BUY POWER YOU CAN'T USE?



A dry H.T. Battery which has run down to 20 volts is useless for the average receiver. It must be discarded... thrown away! Yet you paid for those wasted volts... money thrown away! Stop this waste! Get a Lively 'O' H.T. Accumulator for thrifty power. Its famous "air-spaced" construction prevents self-discharge. It will give constant voltage and smooth, silent current. It will give you this year in, year out, with irreducible economy. The Lively 'O' H.T. Accumulator is practically trouble-free. Have it recharged every three or four months... that's all! You can get it in handy-size 10 volt units from any wireless dealer.

TWO TYPES. Standard 10 volt unit capacity	
2,750 milliamps	5/6
Extra large capacity 5,500 milliamps (10 volt unit)	6/9



The Lively 'O' H.T. ACCUMULATOR

Oldham & Son Ltd., Denton, Manchester. Est. 1865, and at London, Glasgow, Belfast and Dublin.

Some Notes on Present

dau Short-wave Conditions

Around the Short-wave Dial



By SHORT-WAVER

HULLÔ, Hullô, Radio Nations from Geneva. This is the call of Prangins, the recently opened League of Nations station at Geneva. The wavelengths at the moment are 38.47 and 31.31 metres used simultaneously.

These broadcasts take place on Sunday evenings between 10 and 10.15 in English, and in French or Spanish between 11 and 11.15. Before each broadcast an announcement is made giving details of the following Sunday's transmissions.

Reception during the last week has been rather disappointing. Readers seem to have had considerable trouble in obtaining any long-distance reception at all, due probably to the American stations having gone over to their winter schedule.

W2XAD now broadcasts between 6 and 8 p.m., instead of between 9 p.m. and 12 midnight, as during the summer months. Reception of this station after about 7 o'clock is very unreliable indeed and on some evenings is unobtainable. On Sunday afternoons at 5 p.m. it can be heard at fair speaker strength, but lately could only be held for about half an hour. The 30- and 50-metre American stations now come over approximately one hour

earlier: W2XAF and W3XAL can be heard quite well after 10 p.m.

Heredia (Costa Rica), using a power of only 150 watts, was received on phones on Sunday evening week about 11 o'clock. The wavelength used was 31 metres, and considering the low power used, this reception was particularly good.

Using a super-het I picked up LR4, Radio Splendide, Buenos Aires, on 203 metres. This was heard only weakly on the speaker, but when I reverted to LSX on 28.98 metres, the same programme was heard at R7/8. Madrid EA9 is now working quite regularly on a wavelength of 30.4 metres. The times are irregular but it can often be heard testing with LSX or one of the other Buenos Aires stations.

Coltano IAC has been allotted various wavelengths, but usually it can be heard at R7/8 on 47 metres.

One of the most interesting stations has been Moscow on 50 metres. The reproduction has been considerably improved and the programmes are now not purely propaganda, but include an excellent mandoline orchestra with some good vocalists. Since the opening of Zeesen DJB, little has been

heard of the two German short-wavers. Zeesen DJA used to be one of the most reliable short-wave stations, but at the present time can only be heard at irregular intervals. While DJA has been so unreliable, W8XK on 19.72 metres has, for the last few days, been coming in at R6.

Radio Coloniale on 25.6 metres is "on the air" every evening after 10 p.m. giving news in French and sometimes in English. The strength usually is about R8/9.

Six-to-seven metre work seems to be of little interest in this country, although the B.B.C. is still carrying on their experimental work. Television transmissions are being tested on these wavelengths.

Berlin commenced broadcasting a regular service on 7.5 metres on October 2, but so far no reports have been received in this country.

A HANDY PILOT LIGHT

A HANDY tuning knob pilot light has been introduced by Messrs. Wright and Weaire. This device switches on a pilot light for a condenser or tuning scale immediately the knob is touched. This control is supplied unassembled ready for fitting to any set and all that is necessary for assembling is to drill two small holes through the panel so that wires can pass through from the knob control to the pilot light. This automatic switch, which brings the pilot light into circuit only when required, should be very popular with owners of battery-driven receivers.

CLIX "MASTER" PLUG

SPECIFIED FOR THE "NEW CENTURY SUPER"

Eight Type B "Master" Plugs are needed: G.B+, G.B-1, G.B-2, H.T.—, H.T.+1, 2, 3 and 4. Use also 'Clix' Panel Terminals 4d. & 2½d. Obtainable from all dealers or direct.

The Plug with positive METAL to METAL wiring. Widely variable and non-collapsible prongs giving firm grip and full contact with any battery socket. Specially curved ends for easy insertion.

Full range of markings. Folder Δ on request.

Price **1 1/2d.**

CLIX

CHEAPEST PERFECT CONTACT

Lectro Linx Ltd., 254, Vauxhall Bridge Rd., S.W.1.

Every Thursday

TEST YOUR SET

Makes all the difference to Enjoyment and Economy. No skill required with this instrument. "The Wireless World" describes it as "the most comprehensive." The ONLY popular priced instrument testing resistances, as well as voltages of H.T. and L.T. batteries, valves, transformers, coils, condensers, short circuits, distortion, etc. FOUR readings on one dial (1) 0-150 v. for H.T.; (2) 0-6 v. for L.T.; (3) 0-30 milliamps.; (4) resistance test 0-2,000 ohms. Of all wireless Dealers, Ironmongers, etc., including 4-page instruction leaflet.

WATES 12/6

Universal Meter

Made in Britain. Fully Guaranteed

3-IN-1 POCKET METER L.T. (0-6v.) H.T. (0-150v.) and 0-30 milliamps. Pocket Case for same 1/3

8/6

Explanatory Leaflets Post Free.

WATES RADIO LTD.,
184-8 Shaftesbury Av. London, W.C.2

RADIO TIME SWITCH

Switches radio on and off automatically!

Utex Time Switch, ingenious, simple, Complete fool-proof, attached to your alarm clock, switches your radio on and off at whatever time you set the clock. Anyone can fit it. Nothing to go wrong. Lasts a lifetime. **2/6** Post Free

- 1 No more fear of missing your favourite programme by relying on your memory.
- 2 No more getting out of bed to switch off your set.
- 3 No more keeping awake till the early hours of the morning to get for foreign stations.

UTEX DOES IT FOR YOU!

The mains model is your servant on many other occasions.

IT WILL switch on your electric kettle for early morning tea or breakfast in bed.
IT WILL switch off the nursery lights after the kiddies have gone to bed.
IT WILL switch on and off your shop and sign lights.
IT WILL switch on your electric cooker or your hall lights.
IT WILL switch on your car lights.

Every time you see an electric switch think of **UTEX.**

Complete in box with full instructions.

Battery model **2/6** Mains model **5/6**
Mounted on guaranteed alarm clocks 7/6 & 10/6 respectively post free.

Satisfaction guaranteed or money and postages refunded at once.

UTEX MANUFACTURING CO. Ltd., (Dept. 10)
Telephone: Chancery 7554, 38 Holborn Viaduct, London, E.C.1.
Trade Inquiries Invited.

UTEX NEVER FORGETS

PPM

SOUNDEX



27/6

INCLUDING TRANSFORMER

The Celestion P. P. M. Soundex is truly amazing! For such a compact speaker the volume is extraordinary—the tonal quality is perfect, being free from mush or distortion, giving a rich, deep note without boom or vibration. Truly a speaker of which Celestion can be justly proud, a speaker that will amaze you because of its realism.

Whatever your set, the Soundex will improve its quality.

Insist on your local dealer demonstrating the P.P.M. Soundex or write to Celestion for illustrated list.

Only 27/6

including universal transformer

CELESTION

The Very Soul of Music

Celestion Ltd., London Road, KINGSTON-ON-THAMES
London Showrooms: 106 Victoria Street, S.W.1

“VOLUME CONTROL IN SIMPLE SETS”

(Continued from page 981)

bottom no voltage at all is applied to the grid of the output valve. This scheme saves output valve overloading and as there is no change of load in the speaker circuit the quality does not suffer from this cause. It is still faulty, however, because of the fact that both detector and first low-frequency stages can easily be overloaded on a powerful “local.” It has an advantage in that it does not in any way upset any reaction setting or tuning arrangements. The value of the potentiometer can here be 1 megohm and a good type should be chosen, otherwise it may be noisy in operating.

My own scheme is to use a potentiometer as a grid leak in the detector circuit in the manner shown in Fig. 3, so that when the slider is at the top the circuit (provided the value of the potentiometer is the same as a normal leak) is exactly the same as is generally adopted. For example, the grid condenser can be .0003 microfarad and the potentiometer 2 megohms. As the slider comes down the potentiometer the value of the leak is progressively reduced while we tap a lower and lower voltage off the tuned circuit.

Reducing the voltage, of course, reduces the signals, while reducing the value of the grid leak slightly alters the operating point on the detector characteristics and the combined effect of these two is to give a very smooth control. The scheme has the great advantage that even when fully tuned to the powerful local station, no detector overloading and consequent distortion can occur when the volume is turned down to a low value, whereas in the previous two schemes this fault cannot be avoided.

Like many arrangements in wireless, this particular scheme requires careful layout, as the slider is attached to the very critical detector grid.

“Amateur Wireless and Radiovision.” Price Threepence. Published on Thursdays and bearing the date of Saturday immediately following. Post free to any part of the world: 3 months, 4s. 6d.; 6 months, 8s. 9d.; 12 months, 17s. 6d. Postal Orders, Post Office Orders, or Cheques should be made payable to “Bernard Jones Publications, Ltd.”

General Correspondence is to be brief and written on one side of the paper only. All sketches and drawings to be on separate sheets.

Contributions are always welcome, will be promptly considered, and if used will be paid for.

Communications should be addressed, according to their nature, to The Editor, The Advertisement Manager, or The Publisher, “Amateur Wireless,” 58-61 Fetter Lane, London, E.C.4.

THE ‘EARTH’ YOU WILL EVENTUALLY BUY

THE ‘CONTINUITY’ COPPER EARTH PLATE
285 sq. in. earthing surface with 10 ft. copper wire attached.

WELDED—not soldered—JOINT

Corrosion of connection eliminated—Continuity of contact—Resistance negligible—Where outside earth not practicable place the plate under carpet on floor.

PRICE 2/6 from Radio Dealers or Post Free (c.o.d.)
From NIGHTINGALE, 11 EXCHANGE BUILDINGS,
ST. MARY’S GATE, MANCHESTER.

New Times Sales Co.

EST. 1924

EXPRESS EASY PAYMENT SERVICE

EVERYTHING RADIO



STRICT PRIVACY GUARANTEED

EVERYTHING CARRIAGE PAID

- LISSEN SKYSCRAPER S.G.3 CHASSIS KIT
Cash or C.O.D., £4/2/6, or 12 monthly payments **8/3**
- LISSEN SKYSCRAPER S.G.3 COMPLETE KIT
Cash or C.O.D., £6/5/-, or 12 monthly payments **11/6**
- COSSOR MELODY MAKER MODEL 331
Cash or C.O.D., £6/7/6. First payment, balance 11 monthly payments of 11/10 **10/-**
- COSSOR MELODY MAKER MODEL 335.
Cash or C.O.D., £7/17/6. First payment, 11 monthly payments of 14/10 **10/-**
- SLEKTUN SCOUT S.G.3 CHASSIS KIT.
Cash or C.O.D., £3/19/6, or 12 monthly payments **7/3**
- STATION MASTER 3 CHASSIS KIT.
Cash or C.O.D., £5/11/-, or 12 monthly payments **10/2**
- KENDALL—PRICE S.G.3 CHASSIS KIT.
Cash or C.O.D., £4/8/6, or 12 monthly payments **8/-**
- READY RADIO METEOR S.G.3.
Cash or C.O.D., £8/17/6, or 12 monthly payments **16/3**
- OSRAM MUSIC MAGNET COMPLETE KIT.
Cash or C.O.D., £9/9/-, First payment, Balance in 11 monthly payments of 17/6 **15/-**
- BLUE SPOT SPEAKER TYPE 100U.
Cash or C.O.D., £1/12/6, or 7 monthly payments **5/2**
- BLUE SPOT 99 P.M.
Cash or C.O.D., £2/19/6, or 12 monthly payments **5/6**
- ROLA PERMANENT-MAGNET MOVING-COIL SPEAKER TYPE F.6.
Cash or C.O.D., £2/9/6, or 12 monthly payments **4/6**
- EPOCH 20C PERMANENT-MAGNET MOVING-COIL SPEAKER.
Cash or C.O.D., £1/15/-, or 6 monthly payments **6/6**
- W.B. PERMANENT-MAGNET MOVING-COIL SPEAKER TYPE P.M.2.
Cash or C.O.D., £4/5/-, or 12 monthly payments **7/9**
- W.B. PERMANENT-MAGNET MOVING-COIL SPEAKER TYPE P.M.4.
Cash or C.O.D., £2/2/-, or 9 monthly payments **5/9**
- R. & A. VICTOR PERMANENT-MAGNET MOVING-COIL SPEAKER DE LUXE.
Cash or C.O.D., £3/10/-, or 12 monthly payments **6/5**
- SONOCHEDE PERMANENT-MAGNET MOVING-COIL SPEAKER.
Cash or C.O.D., £1/12/6, or 6 monthly payments **6/-**
- PETO-SCOTT 1938 WALNUT ADAPTAGRAPH
Cash or C.O.D., £3/-, or 12 monthly payments **5/9**
- ATLAS ELIMINATOR TYPE A.C.244.
Cash or C.O.D., £2/19/6, or 12 monthly payments **5/6**
- EKCO H.T. ELIMINATOR A.C.12.
Cash or C.O.D., £2/15/-, or 12 monthly payments **5/-**
- HEAYBERD H.T. UNIT D.150.
Cash or C.O.D., £4/6/-, or 12 monthly payments **8/10**
- GARRARD INDUCTION MOTOR MODEL 222.
Cash or C.O.D., £2/10/-, or 12 monthly payments **4/7**

Miscellaneous Components, Accessories, etc., supplied CASH, C.O.D., or H.P. on our own Private System of Easy Payments.

Any items advertised in this journal—sent C.O.D. if value over 10/-—sent all C.O.D. charges paid.

To NEW TIMES SALES CO., 56 Ludgate Hill, London, E.C.4. Telephone: Central 2710

Please send me (a) Your 1933 Catalogue

(b)..... for which I enclose first payment of £..... d.....

Name.....

Address..... A.W. 5/11/32

SAFEST FOR EASY TERMS

Send FIRST PAYMENT with order and ensure PROMPT DELIVERY

PREPAID ADVERTISEMENTS

Advertisements under this head are charged THREEPENCE PER WORD, minimum charge THREE SHILLINGS. DEPOSIT SYSTEM. As the publishers cannot accept responsibility for the bona fides of advertisers in this publication, they have introduced a system of deposit which it is recommended should be adopted by readers when dealing with persons with whom they are unacquainted.

The amount of the Deposit and Fee must be remitted by Postal Order or Registered Letter (Cheques cannot be accepted), addressed to "AMATEUR WIRELESS" ADVERTISEMENT DEPARTMENT, 58/61 FETTER LANE, LONDON, E.C.4.

RYALL'S RADIO, 33 Chancery Lane, London, W.C.2. New, surplus, and tested used radio components at very reasonable prices. Write for free list or inspect our display personally. We purchase approved goods for cash, or accept same in part payment for new only.

1933 RADIO SETS, Kits, Speakers, Components. Your old Radio equipment taken in part payment. Top prices allowed. Coupons accepted.—Rad-Auto-Gram Co., Tul-keth Street, Southport.

THE REPRODOME.—Improves your speaker 100 per cent. Ensures mellow tone. Easy to make. Blueprint, full instructions 1/3.—Reprodome, 145 High Holborn, W.C.1.

THE "TONIC" keeps any make 2-volt Accumulator fully charged at home. Electric mains unnecessary. Ideal for remote places. 7/- each, postage 9d. Particulars, copies of testimonials, etc., with pleasure.—Williams, Netherend, Cradley, Birmingham.

EXPONENTIAL METAL HORNS for cabinets. Clearing huge stock, all types. Prices from 2/6 each.—Bowley, Gramophone Manufacturers, Mossbury Road, Clapham Junction, London.

GILBERT INDUSTRIES offer following guaranteed bargains, all post paid. Heayberd Chokes, type 757, 50h 150 ma., new and boxed, 15/-; Tapped 2-ratio pentode chokes, Heavy, 6/-; 20h 10 ma. eliminator chokes 3/6; 3-gang 0.0005 by Polar, end vane trimmers and continuous slow-motion drive 9/-. Polymet 8-mfd. 435v. working voltage electrolytics 4/-. Special mains transformer, input 210, 230, 250, output 2v. 4 amp. C.T., 4v. 2 amp. 325-0-325 at 85 ma, 15/-.—Gilbert Industries, 519 London Road, Westcliff-on-Sea.

SEND FOR LEAFLET describing our "Empire" cabinet.—Nurse, Union Street, King's Lynn.

MAINS TRANSFORMER REWOUND. Promptly and efficiently. Satisfaction guaranteed. Quotations free.—The Sturdy Electric Co., Derwent View, Dipton, Newcastle-on-Tyne.

THE NEW "CENTURY SUPER." Author's kit. Special 7-day cash offer. Exchanges. C.O.D. and H.P. Lists free.—Melford Radio, Holmes Avenue, Hove.

SPECIAL OFFER OF T.C.C. CONDENSERS.—Brand New Bankrupt-stock, 2 mfd., 500v. A.C. test, 1/9; Blocks 2x2x2x1 mfd., 500v. D.C. test, 6/3. Reduction for quantities. Lists of others.—Pepper, Wakegreen Road, Birmingham.

"UNIVERSAL" RADIO BARGAINS. "Unikits" 3-valve screen-grid kits with valves, 7/-; "Universal" all-wave straight 3, 28/6; "Wizard" specified, 62/9; competitive, 49/-; Telsen Ajax 3, 49/6; Telsen Jupiter screen-grid 3, 62/-; Shalless transportable 3, complete with Mullard valves, Ever Ready batteries, accumulator, moving-iron speaker, frame aerial, all housed in beautiful walnut cabinet, 89/6; "Unikitbits" P.M. moving-coil speakers, 21/-; Dario valves, 3/11; Power, 4/11; Screen-grid, 9/3; Telsen Ace, 4/6; Grand, 6/-; Ormond units, 5/11 and 8/11; S.T.300 coils, 5/11 pair. Illuminated disc drives, 2/-; Screened coils, 5/6; Polar 3-gang condensers, 7/11; Mains valves, 8/3; Screen-grid, 11/6; Rectifying, 7/6. Thousands of other bargains. Lists free.—"Universal," 20 Victoria Road, Peckham, S.E.15. Back of Tower Chama.

NEW EDITION RELIABILITY WIRELESS GUIDE, incorporating Station Log, sent post free.—J. H. Taylor and Co., 3 Radio House, Maccanly Street, Huddersfield.

PATENTS—Trade Marks, "Advice Handbook" free.—B. T. King, Regd. Patent Agent, 140a Queen Victoria Street, London.

COMPLETE KITS for the "New Century Super," or separate components supplied on special terms; also Speakers, Batteries, Mains Units; cash or C.O.D.—Highbury Supply Stores, 44 Highbury Hill, N.5.

HOME CONSTRUCTORS' KITS supplied C.O.D. Prompt delivery. A.W. "Wizard" kits, less valves and cabinet, 80/-; with valves, £5/12/3; complete, £6/12/3. Lissen "Skyscraper" kit, 89/6. All popular Amateur kits supplied. Inquiries invited.—W. T. Aston, Church Street, Edmonton, N.9.

FOUND SAVED ON CENTURY SUPER KITS, eliminators components, etc. Quotations given.—Childs, 29 Moray Road, London, N.4.

ARE YOU CONTEMPLATING BUILDING A NEW SET? Save time, trouble, and risk by having it built for you; any specified set constructed, installed, and guaranteed for the price of components only. No extras; easy terms arranged.—Radio Construction, 204 Doyle Gardens, London, N.W.10. Phone: Willesden 5593.

THE RADIO INDUSTRY.—During the past twenty years I have placed nine hundred students in good permanent posts. I have devised a Home Study course, followed, if desired, by two weeks practical training. Prospectus free.—H. F. Yardley, M.I.R.E., A.I.E.E., Northern Counties Wireless School, Preston.

CHARGE YOUR H.T. FROM YOUR L.T. AT HOME.—Combination trickle. Charges efficiently 1 to 12. H.T. 10-volt accumulators, 10/6. Postage 6d. Diagram only, 1/6.—R. Fox, 188 Camberwell Grove, S.E.5.

OAK CABINETS, beautifully finished, hinged lid, 14 in. by 7 in. by 10 in., 7/6; 16 in. by 7 in. or 8 in., and 18 in. by 7 in. by 10 in., 8/-. Baseboards, 9d., carriage paid. Refunded unsatisfied. Hundreds sold. Other sizes made. Panels, etc., supplied. Send for list of cabinet required. Speaker Cabinets from 5/6. Stand Cabinets, 30/-. Radio-gram, 37/- State nearest station.—Gibson, Cabinet Maker, 90 Burnley Road, Ainsdale, Lancs.

MEASUREMENTS Made by retired engineer: capacity, etc. Instruments loaned.—BM/ZLME, W.C.1.

REPAIRS to Damaged or Burnt-out L.F. Transformers, Loud-speakers, Pick-ups, 3/6; Inductors, 6/-; Mains Chokes, 5/6. Twelve months' guarantee given. Delivery 48 hours.—Repairs, 208 High Street, Tooting, London, S.W.17.

RADIO (A to Z) DEVICES, Bona-fide Traders, 302 Sandycombe Road, Kew, allow best prices on old sets taken in part exchange for new. H.P. terms arranged. Surplus stocks cheap. Phone Richmond, 0902. Columbia and Marconiphone Service dealers. C.A.V. Agents (trade supplied).

LUPIN RADIO are Specialists in the part exchange of Used Apparatus for New. Our offer will astound you. No inquiry too small or large.—Write now to Lupin Radio, 49 Clifton Road, Liverpool, E.

FREE.—Fixing Glue with "Pioneer" New Process Speaker Fabric. Clarifies without muffling. Quality rolled, uncreasable. Squares: 12 in., 1/-; 15 in., 1/6; 18 in., 2/-. Special sizes pro rata. Post free.—Pioneer, 14 Fulwood Place, London, W.C.1.

GARRARD SPRING GRAMOPHONE MOTOR.—No. 11a perfect, 22/-.—25 Horsham Avenue, London, N.12.

BANKRUPT BARGAINS.—List free with 3-valve diagram. All goods are new and modern. No old junk offered. New Century Super kit, J.B. condensers, Lissen and Wearite coils, etc., £4/17/6. S.T.300, 42/-; Century Super, 75/-; Straight 3, 22/6; Wizard, 50/-; Any kit supplied and old components taken in part exchange. P.M. M.C. speakers, 22/6; D.C., 18/6. Eliminators, A.C. with trickle-charger, 30/-; Regentone W5A, 45/-; D.C. eliminators, one variable two fixed, 22/6; others, 15/-; Spencer bandpass portable, less valves and batteries, new, soiled, £3. .0005 S.M., 3/6. Mica .0005, 10d. Dual coils, 3/6; less switch, 2/10. Transformers from 2/0; 1 mfd., 1/8; 2 mfd., 2/-. Fixed and leaks, 5d. Switches, 4d. Anything radio. Quotes per return.—Butlin, 143b Preston Road, Brighton.

P.M. MOVING-COIL SPEAKERS, 22/6.—Goldmans, 50 only, under half-price. 200 mains transformers, all types, first quality, 5/6, post free. Cash or C.O.D.—Unionwave Radio Company, Devonport Road, London, W.12.

RADIO AT LESS THAN COST!—Kits and components. Send list of requirements. 20-80 per cent. saving guaranteed now. Binocular H.F. chokes, 8d.; fixed condensers (all values), Dubilier, 4d.; others, 3d.; Mansbridge 1-mfd., 10d.; 2-mfd., 1/4; valve holders, 3d.; grid leaks, 4d.; set of H.M.V. grid leaks, resistances, required for most circuits (2-2 meg., 2-1 meg., 1-1/2 meg., 1-100,000 ohm, 1-25,000 ohm); spaghetti resistances (all values), 8d.; dual range coils, 1/10; variable condensers (0003, .0005, 1/4; differential, 1/8; 3v. S.G., 18/6; 3v., 10/6; "Wizard II," 48/-; "30/- Two," 19/6. Any goods sent C.O.D.—City Radio Surplus Supplies (Dept. A.4), 14 Cursor Street, London, E.C.4.

RADIO AT LESS THAN COST!—Kits and components. Send list of requirements. 20-80 per cent. saving guaranteed now. Binocular H.F. chokes, 8d.; fixed condensers (all values), Dubilier, 4d.; others, 3d.; Mansbridge 1-mfd., 10d.; 2-mfd., 1/4; valve holders, 3d.; grid leaks, 4d.; set of H.M.V. grid leaks, resistances, required for most circuits (2-2 meg., 2-1 meg., 1-1/2 meg., 1-100,000 ohm, 1-25,000 ohm); spaghetti resistances (all values), 8d.; dual range coils, 1/10; variable condensers (0003, .0005, 1/4; differential, 1/8; 3v. S.G., 18/6; 3v., 10/6; "Wizard II," 48/-; "30/- Two," 19/6. Any goods sent C.O.D.—City Radio Surplus Supplies (Dept. A.4), 14 Cursor Street, London, E.C.4.

RADIO AT LESS THAN COST!—Kits and components. Send list of requirements. 20-80 per cent. saving guaranteed now. Binocular H.F. chokes, 8d.; fixed condensers (all values), Dubilier, 4d.; others, 3d.; Mansbridge 1-mfd., 10d.; 2-mfd., 1/4; valve holders, 3d.; grid leaks, 4d.; set of H.M.V. grid leaks, resistances, required for most circuits (2-2 meg., 2-1 meg., 1-1/2 meg., 1-100,000 ohm, 1-25,000 ohm); spaghetti resistances (all values), 8d.; dual range coils, 1/10; variable condensers (0003, .0005, 1/4; differential, 1/8; 3v. S.G., 18/6; 3v., 10/6; "Wizard II," 48/-; "30/- Two," 19/6. Any goods sent C.O.D.—City Radio Surplus Supplies (Dept. A.4), 14 Cursor Street, London, E.C.4.

RADIO AT LESS THAN COST!—Kits and components. Send list of requirements. 20-80 per cent. saving guaranteed now. Binocular H.F. chokes, 8d.; fixed condensers (all values), Dubilier, 4d.; others, 3d.; Mansbridge 1-mfd., 10d.; 2-mfd., 1/4; valve holders, 3d.; grid leaks, 4d.; set of H.M.V. grid leaks, resistances, required for most circuits (2-2 meg., 2-1 meg., 1-1/2 meg., 1-100,000 ohm, 1-25,000 ohm); spaghetti resistances (all values), 8d.; dual range coils, 1/10; variable condensers (0003, .0005, 1/4; differential, 1/8; 3v. S.G., 18/6; 3v., 10/6; "Wizard II," 48/-; "30/- Two," 19/6. Any goods sent C.O.D.—City Radio Surplus Supplies (Dept. A.4), 14 Cursor Street, London, E.C.4.

RADIO AT LESS THAN COST!—Kits and components. Send list of requirements. 20-80 per cent. saving guaranteed now. Binocular H.F. chokes, 8d.; fixed condensers (all values), Dubilier, 4d.; others, 3d.; Mansbridge 1-mfd., 10d.; 2-mfd., 1/4; valve holders, 3d.; grid leaks, 4d.; set of H.M.V. grid leaks, resistances, required for most circuits (2-2 meg., 2-1 meg., 1-1/2 meg., 1-100,000 ohm, 1-25,000 ohm); spaghetti resistances (all values), 8d.; dual range coils, 1/10; variable condensers (0003, .0005, 1/4; differential, 1/8; 3v. S.G., 18/6; 3v., 10/6; "Wizard II," 48/-; "30/- Two," 19/6. Any goods sent C.O.D.—City Radio Surplus Supplies (Dept. A.4), 14 Cursor Street, London, E.C.4.

IN A JIFFY WITH A KNIFFY That's how quickly, neatly, and easily that unruly piece of flex or wire can be made to "stay put" wherever it is wanted. The full-size illustration shows the double grooves at bottom and the circular groove for the looping over of flex, or for hanging pictures, etc. There are hundreds of uses for the Kniffy. But it must be a Kniffy—refuse substitutes. Made in many colours to match surroundings. State colour required.

9 for 6d. If unobtainable from your local dealer send 7d. worth of stamps direct

KNIFFY PIN Reg. Design No. 772447. Patents Pending. KNIVETON CABLE WORKS LTD., QUEENSWAY, PONDBERS END, MIDDLESEX. Fix it with a 'KNIFFY'

DESIGNS FOR APPARATUS FOR ANY RADIO PURPOSE INCLUDING TRANSMISSION. OVERSEAS ENQUIRIES INVITED; ANY APPARATUS SUPPLIED. CONSTRUCTIONAL WORK UNDERTAKEN. We undertake to solve your Problems, including obtaining Amateur Transmitting Licence. Whatever your difficulty, write us. Charges: 3/- per query, four or more, 2/6 each, with diagrams. Radio Technical Agency, (Dept. A.W.), 2, Westgate Chambers, Newport, Mon.

10,000 Gramo-motors from Stock. Big Cash-Discount Allowed! Make a Gramophone or Radiogram. Order loose kits and assemble them at home. Get for 3d. our new 64-page catalogue with scale drawings and instructions how to make cabinets, gramophones or radiograms, and what parts to choose. We sell motors from 7/6, tone-arms, soundboxes, 1/6, pick-ups, big volume horns, loud-speakers, radio kits, complete receiving sets, gramophones, radiograms and parts. Established 1913.—The Regent Fittings Co., A.W., 120 Old Street, London E.C.1.

NEW CENTURY SUPER.—Author's Kit A, £5/15/-; with specified valves and cabinet, £10/-; S.T. 300 Author's Kit A, £2/15/-. Wizard Author's Kit A, £3/1/-; Challenger M.C. P.M. Speaker, 21/6/-; Telsen variable Condensers, .00025, 8/3. R.I. Dux Transformer, 4/11. Ekco Eliminators, A.C.18, £2/15/-. Keen quotations on request.—Serwelly Wireless Supplies, 74 Gough Street, London, E.14.

SUPPLY YOUR FRIENDS WIRELESS requirements and make money. Particulars from Wireless, 76 Wiverton Road, London, S.E.26.

THE NEW CENTURY SUPER FROM SURPLUS STOCK. Quality components (specified parts where necessary). Kit only £4/10/-. With valve and cabinet, £8/10/-. Full price results guaranteed.—City Radio Surplus Supplies (Dept. A.4), 14 Cursor Street, London, E.C.4.

£5/10/- 111—Power Pentode Two Edlswan A.C. mains receiver, listed at £12/10/-, guaranteed brand new, complete with new Mazda valves, A.C./H.L., A.C./P.E.N., and U.U.60/250 rectifier valve, a modern receiver with a high output, suitable for operating a moving-coil speaker on radio or gramophone; carriage paid, cash with order, or c.o.d.—Seekamp, 46 Farringdon Street, E.C.4.

30/-.—B.T.H. R.K. Moving-coil Speakers, guaranteed new, unmanufacturers surplus; original price, 6 guineas. These are highly sensitive and have a wonderful response to high and low notes, will handle heavy outputs. Available for 6 volts, 100 volts, 200 volts, D.C. A.C. models, £2/10/-; Ask for list of other unused bargains; carriage paid, c.o.d., or cash with order.—Seekamp, 46 Farringdon Street, E.C.4

47/6.—Met-Vier A.C. Eliminators. Guaranteed new, with U.U. 60/250 Mazda valve, manufacturers surplus. Suitable for screened-grid 3- or 4-valve sets. Output 40 mA, 200 volts automatic bias, 4 volts 4 amps. A.C., early stage and S.G. tapping. Carriage paid, c.o.d., or cash with order. Send for list of other unused bargains.—Seekamp, 46 Farringdon Street, E.C.4.

RADIO.—Special discount home constructors.—Write Page, 42 Moray Road, London, N.4.

FULL-SIZE BLUEPRINTS

When ordering, please send Postal Order, NOT STAMPS. CRYSTAL SET (6d.)

Table listing prices for Crystal Set, One-Valve Sets (1s. each), and Two-Valve Sets (1s. each).

Table listing prices for Three-Valve Sets (1s. each) and Four-Valve Sets (1s. 6d. each).

Table listing prices for Five-Valve Sets (1s. 6d. each) and Six-Valve Sets (1s. 6d. each).

Table listing prices for Portable (1s. 6d. each) and Amplifiers (1s. each).

Table listing prices for Miscellaneous (1s. each).

Table listing prices for Miscellaneous (1s. each).

Table listing prices for Miscellaneous (1s. each).

Table listing prices for Miscellaneous (1s. each).

Amateur Wireless Blueprints Dept., 58-61 Fetter Lane, London, E.C.4

SCRAP YOUR OLD SPEAKER and get

NOW that it's getting dark early and the fireside seems the cosiest place, listening-in begins to take up a larger share of your interests.

Make sure that you are getting the best from the wireless programmes. Your old speaker has probably earned a rest. Its voice has lost its purity: it stutters and stumbles. Retire it from active service and get a modern Blue Spot.

Blue Spot 100U (or in oak cabinet 100D) will make a vast difference to your pleasure. Its performance is equal to all but the dearest *moving-coil speakers*. It reproduces the *whole* musical range with fidelity and clarity. It can be used with battery or mains sets—quite small ones—because it is sensitive even to small inputs. And it can be used with normal or Pentode valves without the addition of a matching transformer. *No speaker* at anything round about the same price can compare with 100U for quality and performance. Don't, therefore, take chances with "cheap" moving-coil speakers.

Write for Catalogue No. A.W.56.U.

BLUE SPOT RECEIVERS

Write for Catalogue No. A.W.56.R. describing the Blue Spot Battery Four Valve and All Mains (A.C.) Five Valve Receivers. Post free on request.



See also advertisement on page 1020.


100U
32/6
mounted in chassis

or

100D
52/6
oak cabinet



**ENTIRELY
BRITISH
MADE**



—there's nothing
to touch them
for **LASTING**
Quality

THE BRITISH BLUE SPOT COMPANY LTD

BLUE SPOT HOUSE · 94/96 ROSOMAN STREET · ROSEBERY AVENUE · LONDON · E C 1

Distributors for Northo. England, Scotland and Wales: H. C. RAWSON (Sheffield and London), Ltd., 100, London Road, Sheffield; 22, St. Mary's Parsonage, Manchester; 44-46, High Bridge, Newcastle; 37, 38, 39, Clyde Place, Glasgow.

BUY A MODERN BLUE SPOT SPEAKER and get the full value of the programmes

To Ensure Speedy Delivery, Mention "A.W." to Advertisers

EKCO H.T. UNITS						
Model	Current Output	Voltage Tappings	Price	EASY PAYMENTS		
				Initial Payment	11 Monthly Payments of	
A.C. 12	12 m/A	S.G.; 80; 120/150	£2.15.0	6/6	5/-	
A.C. 18	18 m/A	S.G.*; 50/80*; 120/150	£3. 7.6	7/9	6/2	
A.C. 25	25 m/A	S.G.*; 50/80*; 120/150		8/9	7/1	
D.C. 15/25	15 or 25 m/A	S.G.			2/9	
Combined H.T. & L.T. Charger Units (for A.C. Mains)						
Model	Current & Voltage	L.T. Output	Price	EASY PAYMENTS		
		(for charging accumulators)		Initial Payment	11 Monthly Payments of	
K. 12	Current Output and Voltage Tappings same as Models A.C.12, A.C.18 and A.C.25.	1 amp. at 2, 4 or 6 volts	£3.19.6	9/-	7/3	
K. 18		1 amp. at 2, 4 or 6 volts	£4.12.6	10/3	8/5	
K. 25		1 amp. at 2, 4 or 6 volts	£5. 7. 6	11/9	9/10	

50/- worth of H.T. for one shilling!

An EKCO Unit will give you ample, silent, unvarying current at high voltage for one year at a cost of one shilling! In a year you would buy at least four H.T. batteries—costing at least 50/-.

There is an EKCO Unit for every type and size of set. Just connect the appropriate model in place of your usual battery—then switch on—that's all!

Choose the Unit suitable for your set from the Table below or post coupon for full details. No alterations to set, valves or wiring.

Based on 3 hours daily use of an average 3 valve set.

EKCO H.T. UNITS						
Model	Current Output	Voltage Tappings	Price	EASY PAYMENTS		
				Initial Payment	11 Monthly Payments of	
A.C. 12	12 m/A	S.G.; 80; 120/150	£2.15.0	6/6	5/-	
A.C. 18	18 m/A	S.G.*; 50/80*; 120/150	£3. 7.6	7/9	6/2	
A.C. 25	25 m/A	S.G.*; 50/80*; 120/150	£3.17.6	8/9	7/1	
D.C.15/25	15 or 25 m/A	S.G.*; 50/80*; 120/150	£1.19.6	6/-	3/8	
Combined H.T. & L.T. Charger Units (for A.C. Mains)						
Model	Current & Voltage	L.T. Output	Price	EASY PAYMENTS		
		(for charging accumulators)		Initial Payment	11 Monthly Payments of	
K. 12	Current Output and Voltage Tappings same as Models A.C.12, A.C.18 and A.C.25.	1 amp. at 2, 4 or 6 volts	£3.19.6	9/-	7/3	
K. 18		1 amp. at 2, 4 or 6 volts	£4.12.6	10/3	8/5	
K. 25		1 amp. at 2, 4 or 6 volts	£5. 7. 6	11/9	9/10	

Tappings marked * are adjustable.

The Unit Control Panel, Showing:—
 Top: The S.G. Plug, with its three alternative voltage tappings; 80-90; 70-80; 60-70; up to 3 m/A.
 Centre: Negative Plug.
 Bottom: The 50-80 v. Plug, adjustable in three positions, High, Medium and Low, up to 3 m/A.; and the 120/150 v. Plug—120 volts at approximately 21 m/A. up to 150 v. at approximately 11 m/A.



All models are similar in external appearance
 Size, 9x5x3 1/4



RADIO POWER UNITS

To E. K. COLE, LTD., (Dept. K.25), Ekco Works, Southend-on-Sea.

Please send me illustrated FREE literature of Ekco All-Electric Radio.

Name.....
 Address.....

WIRELESS MADE EASY

BRINGING IN THE FOREIGN STATIONS

Ether-Searching Hints for Beginners

BEFORE you can bring in the foreigners you must know when is the most suitable time for their reception. Many distant stations that are quite inaudible during daylight can be heard at full strength on quite a small set when it is dark.

The long-distance range of a set depends more on the condition of the ether than on the power of the set. This is an important point.

THE UPPER LAYER

The reason for the difference in the strength of foreign stations during daylight and after dark is found in the upper layer of the earth's atmosphere.

At night the upward rays from the transmitter are "bent back" to earth by the upper layers of the atmosphere. During the daytime this bending-back process does not occur, because the sun's rays diffuse the layer and the upward rays simply vanish into outer space.

We are then left with only the energy of the rays that follow the curvature of the earth from transmitter to receiver. On the way, much of this energy is lost through absorption by the earth, and if the signal is initially rather weak, or the distance is many hundreds of miles, the energy may be completely absorbed before it gets to the receiver.

There are two main things that set the limit to distance reception. One is what we call the background ratio. Let us explain this now.

You will find that the greater you press a set to the limit of its amplifying abilities the more noisy will be the background when tuning in a distant station.

This is because you are not only amplifying the weak signal, but also dozens of other weak disturbances of the ether—little vibrations that with moderate amplification are not brought up to the audible level.

If, then, a foreign station is so

weak that it needs very great amplification to enable it to be heard on the loud-speaker, it is not worth logging for entertainment

foreign-station reception is your locality. Some spots are proverbially "blind" to the presence of foreign stations' signals. Intervening hills and metal

devices in towns tend to increase the background noises.

Foreign stations, adjacent in wavelength to the locals may not be receivable owing to the swamp effect of the powerful stations at home

A very selective set is needed to separate adjacent foreigners from regionals situated up to twenty miles from the receiver.

If you will bear these facts in mind you will be saved much time and disappointment in your search for the foreigners. There are plenty of distant stations that can now be tuned in at full strength after dark on very simple sets.

HOW MANY STATIONS?


A two-valver with a good aerial and earth will often bring in a dozen or so stations, while a three-valver with a stage of high-frequency amplification can log upwards of twenty stations.

If you are making a start with foreign-station reception you cannot do better than to "sign-post" the ether with the logging points of the B.B.C. regional and national transmissions. After dark these signals should be heard in all but the most remote parts of the country. As they are fairly evenly spread around the dial they will serve as an excellent guide as to your wavelength whereabouts.

Starting at the bottom of the scale there is London National. Near the top end of the scale you will find North Regional. At intervening log points you will find, working upwards from London National, the following in this order—

Scottish National, North National, London Regional, Scottish Regional, and Midland Regional. As all these stations will announce in English you cannot help recognising them if you wait long enough.

On looking up a list of stations you will discover which foreign
(Continued on page six)



Here is a useful tip for increasing the selectivity of a three-valves fitted with volume and reaction controls. Decrease the overall volume and make up the strength of the wanted station by increasing reaction. Always work volume and reaction together

You will soon discover that there is a critical ratio of signal to background noise. The way to get worth-while foreign stations is to reject those that need great amplification. Then the stations you have left will come in with only a moderate background.

The second limiting factor in

ort deposits, for example, have a great effect on wireless waves, often completely screening the receiver from the transmitter's energy.

Large towns and cities where there are large masses of steel in the buildings are also bad for long-distance reception. As a rule, too, the many electrical

"HIGH-SPOTS" OF THIS SUPPLEMENT

HOW A FULL-SIZE PRINT SIMPLIFIES THE HOME-CONSTRUCTOR'S JOB.—A practical explanation of "A.W." blue-prints—page seven

HOW THE VALVE WORKS.—Another instalment of the Elementary Wireless Course for Beginners, by J. H. Reyner and the "A.W." Staff—pages two, three, and six.

IMPROVING THE QUALITY.—Percy W. Harris, in another "Build As You Learn" article, shows how to improve quality by getting rid of instability—pages four and five.

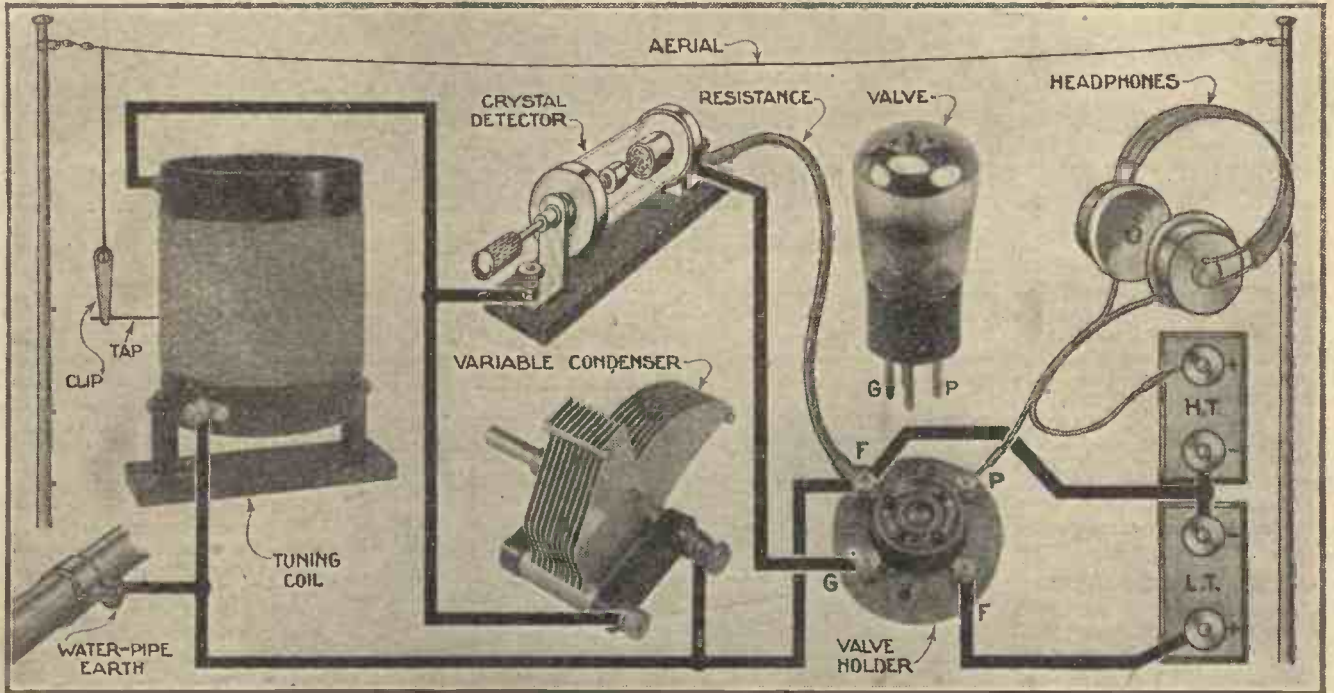
BEGINNERS' GUIDE TO DIFFERENT TYPES OF VALVES.—A simple article showing the differences in the various valves used in the wireless set—page eight.

ELEMENTARY

BY J. H. REYNER AND THE "A.W." STAFF

WIRELESS COURSE
FOR BEGINNERS

THIS WEEK: HOW THE VALVE WORKS



Every beginner will find this clear pictorial diagram of great interest. It shows how a valve is coupled to a crystal set in order to obtain greater strength from the headphones through the amplifying properties of the valve. Note the high resistance taking the place of the headphones in the crystal circuit. Here the valve is working as a low-frequency amplifier.

How do you use a valve?

IT will take many talks to answer your question because the applications of the valve are so numerous. We shall have to start with quite simple uses. Let us first consider why we should use a valve with the crystal set we built a fortnight ago.

To make the music louder?

Yes. Last week I showed you that if we apply a voltage to the grid of the valve we can cause the current through the valve to vary. All we have to do is to use the voltage which is normally applied across the telephones, to control the valves.

What do you mean by voltage? I thought you had a current in the telephones.

The two effects are linked up. Voltage is another name for electromotive force because we usually measure the e.m.f. in volts and so we often speak of the voltage in a circuit.

It will be as well if we consider the relation between current and voltage before we can go further. You know I told you that an e.m.f. in a circuit will set the electrons in motion and

cause a current to flow. Obviously there must be some limit to the actual current.

Why? What limits the current?

The electrical resistance of the circuit. As you will remember, the electrons do not have an absolutely free path. Every now and then they collide with one another. In a low-resistance material, such as copper, the collisions are not very frequent, but if we use iron or tungsten, the electrons are more cramped and collisions are quite frequent.

We need an electromotive force to overcome the effect of these collisions. If there were no collisions, the current, once started, would continue to flow indefinitely, whereas in practice we know that the electrons gradually knock each other out. If we want to keep a steady stream of electrons in motion we have to apply an e.m.f. to maintain the supply.

You will also appreciate that the more the resistance, *i.e.*, the greater the liability to collisions, the greater the e.m.f. must be in order to maintain a

given current. In fact, these collisions produce an electromotive force of their own, which opposes the flow of the current and tries to stop it. The strength of this opposing force, or *back e.m.f.* as we call it, depends entirely on the number of collisions.

You mean on the resistance?

Not entirely. Resistance is the index of the *liability* to collision; whereas the *number* of collisions is dependent also upon the *number* of electrons in motion. If you increase the current then, if the resistance is the same, the number of collisions must increase. Similarly if you have two materials both carrying the same current, but one having a much higher resistance than the other, the number of collisions in the second case will be much greater.

Then the collisions are dependent on both the current and the resistance?

Yes, and the back e.m.f. produced is equal to the product of these two, so that if we double the current we double the back e.m.f.

What does this back e.m.f. do?

It tries to stop the current, and if we

HOW THE VALVE WORKS

wish to keep the current flowing we have to apply a driving voltage from a battery or some other suitable source which is exactly equal to the back e.m.f. If our applied voltage is too small, the current will automatically reduce itself until the back e.m.f. is equal to the applied voltage.

I gather that the voltage and current are dependent on each other?

And on the resistance. In fact the three quantities are related by the simple expression:—

Current multiplied by resistance equals voltage.

This is called Ohm's Law—after the scientist who discovered it, and is a very valuable expression to remember.

Now from what I have said you will understand that any current flowing through a circuit or part of a circuit which possesses resistance (as every circuit does) will develop a voltage. This is not "something for nothing" because somewhere else in the circuit there must be a source of e.m.f. to keep the current flowing, but we often find it convenient not to bother about this, but merely to consider the voltage developed across one particular part of the circuit.

To revert to the crystal set, you will see that if we have current flowing through the telephones there must be a voltage across them, and this is the voltage which we use to operate the grid of the valve.

But do we not want the telephones in the valve circuit?

We do, of course, and so we replace the telephones in the crystal circuit by some electrical equivalent. We can use, for example, what we call a high resistance. This is a component specially designed to have a high electrical resistance in a confined space, and we adjust the value of this resistance to be equivalent to that of the telephones.

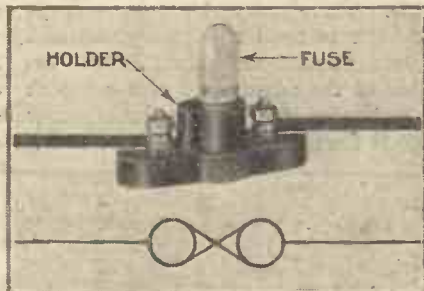
Thus if we insert this high resistance in place of the telephones we shall get

a voltage developed across it by the speech currents in just the same way as we should if the telephones were present. This is the voltage we use to operate our valve.

Do you connect it to the grid?

Yes: Let us draw a pictorial diagram. The crystal set itself is the same as before, consisting of a tuning circuit with a crystal detector, but with a resistance in place of the telephones. One side of the resistance we connect to the grid of the valve and the other to the filament.

The voltage on the grid of the valve is thus continually varying in conformity with the sound vibrations in the wireless wave. As you saw last week, this



Here is a typical fuse and below it you will find the conventional symbol as used in circuit diagrams

causes the anode current through the valve to vary in the same manner.

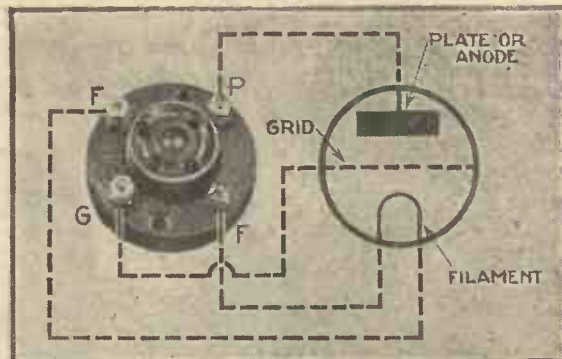
We place our telephones in the anode circuit between the high-tension battery and the valve so that the varying currents have to flow through the telephones and consequently the diaphragm vibrates and sounds are reproduced.

Much stronger than before, I suppose?

Yes, because of the amplifying properties of the valve. The grid is much closer to the filament than the anode is and consequently quite a small variation in grid voltage causes a large change in anode current, and we get considerably increased sound from the telephones.

How do you actually make the connection to the valve?

By fitting it into a special socket. The valve is provided with four pins, and these fit into



You should learn the symbol for a valve before you try to read theoretical circuit diagrams. Here you see the symbol, on the right, corresponding to the valve holder terminals on the left

special sockets so that the valve can be removed and replaced with alteration to the circuit.

Why are the pins unevenly spaced?

So that the valve can only be inserted in the correct way. For instance, if the valve were wrongly inserted so that the high-tension battery became connected across the filament, the valve would be burnt out.

What do you mean by "burnt out"?

The resistance of the filament is so proportioned that with a 2-volt battery the current is just sufficient to heat the filament to the temperature required. If we apply more than 2 volts the current will be too great and will produce more heating than is necessary, and if the voltage is excessive, the filament will get so hot that it will actually melt. If this happens, of course, the valve is useless, and to avoid such troubles the sockets are spaced unevenly so that the valve can only be inserted the correct way.

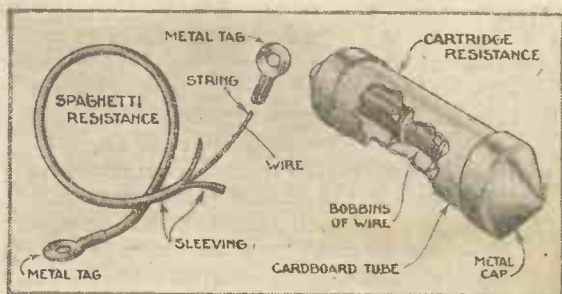
Does that entirely overcome the difficulty?

It does under normal conditions, but where one is experimenting there is always a danger of a wrong connection, and many people use fuses to protect their circuit.

What is a fuse?

A device that will carry the normal current safely but will melt if this current is exceeded. We can choose a fuse that will carry the anode current of the valve quite easily, but that will melt at once if the current approaches the value required to heat the filament. Thus, under normal conditions, when the high-tension battery is only supplying the anode current, the fuse does nothing, but if the high-tension is inadvertently connected across the filament, the fuse at once blows up before the current has become large enough to damage the filament.

(Continued on page six)



Two typical high resistances. On the left is the construction of a spaghetti resistance and on the right is a cartridge-type resistance

NEXT
WEEK:
COILS!



PERCY W. HARRIS'S "BUILD AS YOU LEARN"

IMPROVING THE QUALITY

THERE are two components I have not mentioned—the 50,000 ohms spaghetti resistance and the 2-microfarads condenser. The reason for their inclusion is so important that I want to devote most of this lesson to discussing it.

Whenever you have a set with several valves, each of which magnifies, you must always guard against certain "reaction" troubles. We have seen in an earlier lesson how we can take some of the magnified energy, hand it back and re-magnify it so as to make the set more sensitive and efficient. We have also seen how, if we overdo this feed-back, the set will oscillate and be useless for reception.

Most people think of reaction only as a high-frequency effect—as something that happens before the detector, but just the same thing can happen in the low-frequency end when we magnify our audible signals after detection.

"But," you will say, "how can we get any reaction effect in the low-frequency end when we have no low-frequency reaction coil?" You have no idea how many ways it can happen or in what unexpected places it can turn up! You certainly need not have a special coil to feed back energy from one low-frequency circuit to another—the magnetic field of the low-frequency transformer can do it, particularly in sets where there are two low-frequency transformers whose fields can easily interlink.

It is really a difficult job to design a

good receiver with two low-frequency transformers unless you have very carefully designed the screening. Just because a set does not actually howl or "motor-boat" it is not necessarily stable. There may be just enough feed-back to spoil the quality without provoking actual oscillation.

One of the advantages of a set with one resistance stage and one transformer stage is that we have no risk of trans-

electric current is flowing through a particular circuit or part of a circuit there must be a voltage across this part and if the current varies so the voltage must vary. Think now what happens when the current from one particular valve circuit is fluctuating through a high-tension battery, giving voltage changes across this battery. If at the same time a current from another valve circuit which normally would be


steady is passing through the battery, this current is bound to be affected by the voltage change in the battery.

Put more simply, you can only have a steady current through a circuit if the voltage remains steady and so any fluctuations in the voltage of the high-tension source of a wireless receiver are bound to affect every circuit connected to it.

The biggest current changes in a receiver obviously occur in the last or loud-speaker valve circuit. If now you examine what we have done in our present receiver you will know that large current changes occur in the circuit consisting of the plate to filament path

of the last valve, the loud-speaker windings, and the high-tension battery.

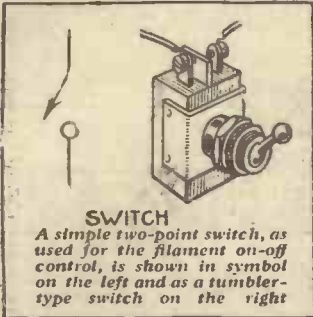
These changes of current bring about changes of voltage and these changes of voltage readily communicate themselves back to the detector valve circuit where they are re-magnified, passed on again and so come back once more in intensified form to the detector circuit. This goes on until we get either acute distortion or actual low-frequency oscillation, which, if sufficiently violent, will



De-coupling is really quite a simple idea, as you can see from this pictorial diagram. In series with the primary winding of the transformer is connected a high resistance. Where these two points are joined you then connect one side of a fixed condenser, the other side of which goes to earth or low-tension negative

former fields interacting, but we still have one common sort of trouble—the coupling which occurs either in the high-tension battery or its equivalent, the mains unit, or "eliminator" as it is sometimes called.

It may not be easy at first to grasp why at such a place you can get feed-back, but it must be remembered that the high-tension currents from each valve circuit all pass through it. I explained earlier in this series that if an



SWITCH
A simple two-point switch, as used for the filament on-off control, is shown in symbol on the left and as a tumbler-type switch on the right

BRINGING IN THE FOREIGNERS

(Continued from page one)

stations are located on each side of the known B.B.C. stations. You will then, by turning the tuning dial a degree or so each way, be able to add at once to your list of certainties.

After this it is fairly easy, by listening to the different languages, to identify the remaining intervening foreigners.

Take your time, and within two or three evenings you will have compiled an authoritative log of foreigners, even though you start without any knowledge of their wavelengths or dial positions.

FAST AND SLOW

Take the question of the speed of turning the knobs. Tuning should be done by *slowly* turning the knob when travelling from station to station. When settling down on a station a *quick* backwards and forwards movement is correct, as you can then more accurately define the exact point.

Reaction should be treated with great respect. Usually it does not pay to over-do reaction, but if you are having trouble in separating two foreign stations the best plan is to decrease the high-frequency amplification, as by turning down the volume control or aerial-coupling condenser knob, and then increase the reaction to its maximum.

Reaction amplifies the station to which the set is tuned to a greater extent than it amplifies all other stations. This is an important asset.

It means that you can, in effect, increase the ratio of strength of a wanted station to the strength of the unwanted station, simply by increasing the reaction.

When there is an unduly annoying background noise it is a good idea to bring into action the tone control, assuming your set is fitted with one. A low-pitched tone, obtained by cutting out high notes, will usually decrease background noises, which are themselves of fairly high frequency.

HOW TO GET GOOD RESULTS WITH AN INDOOR AERIAL

SO powerful are stations now, and so sensitive are modern sets, that quite a small aerial will usually be enough to give you full loud-speaker strength. Even if you have an outdoor aerial there is no reason why you should not try a wire fitted up indoors.

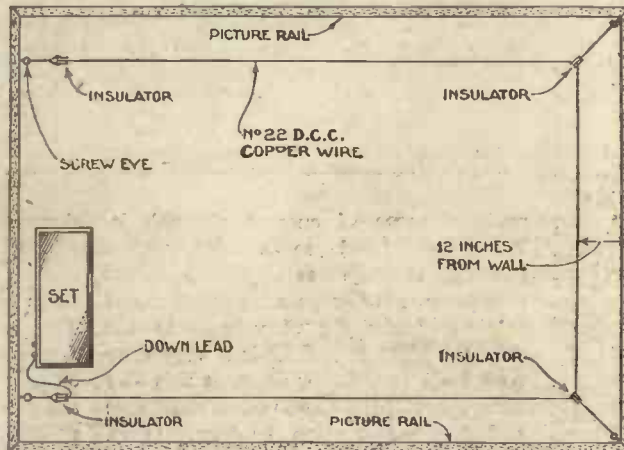
You will probably be surprised at the strength of stations so received. A well-erected indoor aerial is not much less efficient than many outdoor aerials.

When fitting up the indoor aerial you should be careful to insulate the wire from earthed objects, such as the walls and the ceiling. It is not possible to isolate the wire from the capacity effects of the room, but

Cotton covered wire of about 22 gauge is ideal. It is thick enough to ensure a fairly low resistance and its white covering makes it almost invisible against the ceiling.

As a rule it will not be possible to obtain a very long straight run with an indoor aerial wire. Never mind—you can use three sides of an ordinary sized room for the run of the wire, thus using a total length of between 40 and 50 feet of wire.

It is a mistake to erect very long indoor aerials in the hope that they will pick up more energy than a short wire. What happens is that the extra length causes losses by increasing the resistance.



When erecting an indoor aerial do not make the mistake of using too long a wire. About 50 ft. is the maximum that is normally required. Erect this around three sides of the room, as shown above, keeping the wire at least a foot from the walls and ceiling

you can at least reduce this cause of inefficiency by hanging the wire a foot or so from the walls.

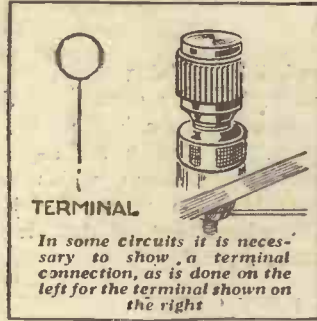
It is preferable to erect an indoor aerial in a top floor, though quite fair results can be obtained on the ground floor if that is more convenient. Or you may find it possible to fit up a vertical wire from a landing to the living room. This is usually quite efficient.

The wire to use for an indoor aerial is chosen to be as efficient as possible without being conspicuous. Obviously the thick stranded-copper wire of outdoor aerials would be out of place in a living room.

Remember also that as every indoor aerial has large capacity losses, due to the proximity of walls and ceilings, the longer the wire the greater are these losses.

For normal use a 50-foot indoor aerial is just about right, though very good results can often be obtained especially with large sets, on as little as 30 feet.

An indoor aerial makes a useful standby for the outdoor aerial, and will enable you to carry on with your experiments while the family is listening in. For short-wave work the indoor aerial is extremely useful, especially if kept short.



TERMINAL

In some circuits it is necessary to show a terminal connection, as is done on the left for the terminal shown on the right

ELEMENTARY WIRELESS COURSE

(Continued from page three)

Thus, under normal conditions, when the high-tension battery is only supplying the anode current, the fuse does nothing, but if the high-tension is inadvertently connected across the filament, the fuse at once blows up before the current has become large enough to damage the filament.

How are fuses made ?

For wireless work, where the currents are rather small, we use a very thin wire, often enclosed in a glass bulb like a flash-lamp bulb. There is also a special form of fuse, which is quick acting, made of a thin film of gold deposited on a strip of glass. Is there anything else you would like to ask ?

I should like to know more about this high resistance.

There are various forms which this component can take. One way of obtaining a high resistance is to use wire made of a special alloy of copper and tin, known as Eureka, which has a resistance nearly fifty times as great as copper. We can use a long length of this Eureka wire wound round a bobbin or otherwise suitably accommodated.

For instance, the spaghetti resistances so popular to-day use very fine wire wound round asbestos cord, an arrangement giving a flexible resistance that can easily be connected between the points required.

Other forms use a short rod, either of carbon or some composition. These resistances are semi-conductors and have a resistance of many thousands of ohms to the inch. By suitable choice of the material and its dimensions we can obtain the necessary high resistance in the form of a short rod with terminals at each end.


Study the diagram at the bottom of page three in this Supplement.

Next week I will tell you how we can combine a crystal and valve by using the valve both as a detector and amplifier.

GOT THE SEVEN OTHER SUPPLEMENTS ?

This is the eighth successive "Wireless Made Easy" Supplement we have presented with "Amateur Wireless." Have you got the other seven ? If not, you can obtain them through all newsagents or direct from the publishers, Bernard Jones Publications, Ltd., of 58 to 61 Fetter Lane, E.C.4, price 4d. each, post free.

HOW A FULL-SIZE PRINT SIMPLIFIES THE HOME CONSTRUCTOR'S JOB



A year ago the beginner might have looked askance at the assembly of a super-het. Now with the aid of our simple "blackprint" (given free with last issue) anybody can tackle with confidence the building of the "New Century Super." Step by step this full-size print, as with all "Amateur Wireless" prints, takes you through the construction from start to finish. As the article explains, the full-size print is the home constructor's certain aid to success.

OUR blueprints and the blackprint given away in last week's issue, provide the constructor with a very simple yet foolproof aid to the job of assembling the components and wiring them together.

What, firstly, is an "A W" blueprint or blackprint? They are full-size plan views of the completed set. You start, then, with a large picture before you of the finished job.

As you will soon see if you examine one of these prints, the exact positions on the baseboard of all the components are clearly indicated. The relative positions of the components, the space each takes up on the baseboard, their distance apart—all these invaluable constructional details are given.

We would stress the point, often overlooked by the beginner that as the prints are full size they do away with a great deal of tedious measurements. You do not have to make laborious measurements with a ruler. We have done all that for you. Our expert draughtsmen have conveyed to the original blueprint every detail needed to build the set.

We provide you with the complete wiring. From a print you can see just how the wires go from one terminal to another. See those numbers inside little circles attached by short lines to each wire length? They show you the order in which the wires of the original set were made.

They form a foolproof check of the wires you make in your set. Cross off each as you make it and you cannot go wrong or leave out a wire.

A full-size print, therefore, helps you in two ways. It enables you, firstly, to place your components on your baseboard in exactly the same relative positions that our components were placed on our baseboard. Secondly, it enables you to follow the complete wiring sequence, with a check as you go along from No. 1 wire to the last wire.

Let us take, as a good example, the blackprint given with last week's issue of AMATEUR WIRELESS. With this print the building of the "New Century Super" can be undertaken with every confidence even by those

who have never before built a wireless set.


You start with your baseboard, already cut to size. After this has been covered with metal foil you are ready to make use of the print. Place the print over the prepared baseboard, making sure that the edges of the print coincide with the edges of the baseboard.

On each pictured component

easier to screw home the fixing screws later.

The pricking process gets over the beginners' difficulty, which is to know how to start on the job of transferring the print details to the actual baseboard.

When all the screw holes have been marked out by using the print as the template, you can remove the print and then, referring to it as required, fix



All our full-size blueprints can be used as baseboard and panel templates. Here you see a constructor marking out the positions of the baseboard components by pricking through the "screw-head" circles on the print with a bradawl or other sharp-pointed instrument.

you will find two or more holes marked to indicate the exact positions of the fixing screws. These are small circles with a line across them—representing the "plan view" of a screw head.

Prick through all the circles meant to take screws. This pricking can be done with a small bradawl. Do not be afraid to make a good impression on the wood. It will then be all the

down all the baseboard components. Round-headed wood screws of 1/2 in. or 3/4 in. are used.

Just a word here about the panel. In the "New Century Super" there is no panel, the controls being mounted on the front edge of the baseboard, as shown by the print. When a panel is used we show in the print the end elevation. The baseboard and the panel, at

right angles in the set itself, are shown in the print as being in the same plane.

You can, of course, use the print as a panel drilling template, just as you use it to locate the baseboard component positions.

We would specially like to draw your attention to the wiring shown by the print. Each wire length, you will see, is numbered.

We make a standard practice of enclosing wire length numbers in small circles, attached to the actual connection by means of short, straight lines. This avoids confusion with numbers of components, such as the coils in the "New Century Super." This circling idea also enables clear numbering to be done for wires that run close together.

Let us assume you have mounted all the parts and want to make a start with wiring. Seek out No. 1 wire on the print. This you should always find somewhere around the aerial circuit, because we number our leads in sequence from the aerial or input side of the set to the loud-speaker or output.

You will see that in the print for the "New Century Super," for example, the No. 1 lead is the short length of wire between the aerial terminal at the back of the baseboard and the aerial compression condenser.

The wire used is No. 20 gauge round tinned copper, and the thickness you see on the print is made up by the covering of insulating sleeving put on each bare wire length.

You will find that sometimes a wire runs from component A to component B and thence on, from the same terminal, to component C. Here there is no need to use separate lengths of wire, although you will, of course, have to break up the sleeving between each component.

Example: Wire No. 54 from the grid of the second detector in the "New Century Super" goes to the grid condenser and thence on, by wire No. 53, to the grid leak. You can make one length of wire, twisted round the intermediate terminal, which is the grid-condenser terminal, serve instead of two separate wires.


A great point is to cross off on the blueprint each wire as you complete it in the actual set. Next week we will give some practical hints on the wiring.

NEXT WEEK'S

SPECIAL ARTICLES

HOW TO READ THE CIRCUIT DIAGRAM — THE KEY TO THE LAYOUT PLAN — JUST HOW THE JOB OF WIRING SHOULD BE DONE.

These two articles have been specially written to appeal to beginners. They deal with important points in the theory and practice of wireless reception.



BEGINNERS' GUIDE TO DIFFERENT TYPES OF VALVES

FROM the two hundred odd valves on the market we can find five or six distinct types. The first, and most common type, is the three-electrode valve. This valve has an anode, a filament, and a grid in between. It is used mostly for the detector and power stages in the set. The filament can be 2, 4 and 6 volts, although to-day there is no need to worry over the 4 and 6 volt filaments, as the 2-volt filament is very efficient.

THE IMPEDANCE

The important point to consider in a valve is the impedance, which is the resistance offered by the filament-to-plate path of the valve to the passage of the wireless signal. The three-electrode valve is made in various impedances, from about 60,000 ohms down to 1,000 ohms.

We might sub-divide the three-electrode valve type into two groups, one containing high and moderate impedance valves, and the other the low-impedance valves. The first group can be used not only for the detector position but for a low-frequency amplifying valve after the detector.

The second group, containing three-electrode valves with impedances below 5,000 ohms, are used for the power output stage.

There is a very good reason for the various valve impedances. The higher the amplification factor the higher is the impedance, and, as a rule, the lower is the anode current.

We usually choose a fairly high impedance valve for the detector stage, because we want a sensitive valve giving a good degree of amplification. Sometimes though, it is more satisfactory to use a lower impedance valve, as when the coupling

between the detector and the next valve has a low impedance. In the power valve group of the three-electrode range we are more concerned with the power output of the valve than with its amplification factor. As a rule the greater the power output the greater is the anode current.

Most of us would like a great deal of power at the output, but we are usually limited in our ambitions by the necessity for keeping down the anode current, so that the high-tension battery supplying this current will not be too quickly exhausted.

It is once again a question of compromising. The high-impedance power valves take a smaller anode current than the low-impedance power valves.

We have now to consider the pentode power valve, which is another distinct type. It has the usual filament and anode and grid, but in addition there are two more grids, one internally connected to the filament and the other, coming between the normal grid and the anode, needing an external connection to the high-tension battery.

INCREASING VOLUME

The object of the pentode power valve is to increase what is known as the sensitivity ratio. The most sensitive power valve is the one that gives the most power output for a given power expenditure and for a given input voltage.

The pentode power valve,

either for battery or mains operation, provides us with a larger power output for a given anode current than an ordinary power valve. The greatest use of the pentode valve in small battery sets is in giving sufficient power to work the loud-speaker with the minimum amount of anode current, and therefore with the least possible drain on the high-tension battery.

The larger pentodes as used in mains sets, are often intended to give a greater power output than can be obtained with a three-electrode power valve.

THE SCREEN-GRID

We have now dealt with the valves used for detection and for the power output. For the valve stage before the detector it is now usual to use what is called a screen-grid valve. This is similar in general construction to a high impedance three-electrode valve, with the addition of a grid, called the screening grid, between the filament and the anode. This grid has to be externally connected to a point on the high-tension battery.

There are now two groups of screen-grid valves for battery operation. The ordinary screen-grid has a very great amplification and therefore a very high impedance. It can be used most successfully in sets with only one stage of high-frequency amplification. Its drawback is that when its amplification is reduced, as by reducing the screen volts, it tends to bring in

distortion in reproduction.

The variable-mu type of screen-grid valve is designed to overcome this trouble. It has a lower amplification than the ordinary screen-grid, but will not distort even when its amplification is reduced to minimum. This is done, by the way, by altering the grid bias and not by altering the screen-grid volts.

Quite distinct in construction from any of the preceding valves is the mains valve. This is available for all stages of the set, but has a special type of filament. There is a heater filament, which is connected to the A.C. or D.C. mains from which its heat is derived.

This heat is passed on to the cathode surrounding the heater wire but insulated from it. The heated cathode then emits the electrons but does not pass on the fluctuations in the mains heating, so there is no "mains hum" developed.

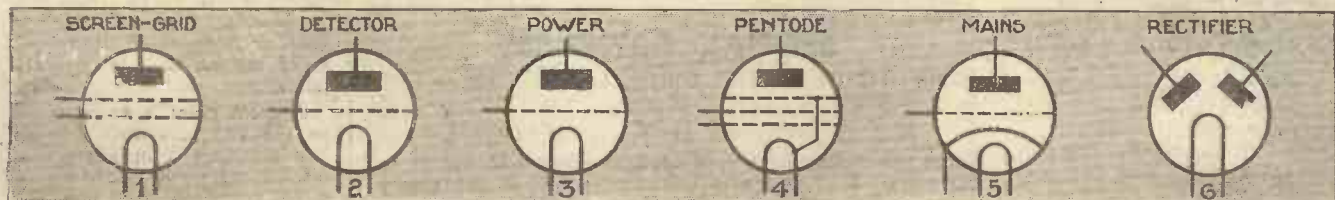
The mains valve has five connections, two for the heater, one each for the cathode, grid, and anode. This would correspond to a three-electrode valve for battery operation. The screen-grid and pentode valves naturally have additional connections.

MAINS RECTIFIER

Among mains valves there is the mains rectifier, again a distinct type. This valve is really two separate valves assembled in one bulb. There is a central filament and two anodes. In effect there are two two-electrode valves, which convert A.C. mains input into direct current at the output.

The full- or double-wave rectifier, as it is called, has four connections, two for the filament and two for the two anodes.

SIX VALVE TYPES YOU SHOULD KNOW
 At the top of this page you will see pictures of the six most important types of valves, and at the bottom of the page are given the corresponding symbols as used in circuit diagrams. No. 1 is the screen grid used for high-frequency amplification. No. 2 is the detector valve, of the three-electrode type. No. 3 is the three-electrode power valve. No. 4 is the pentode power valve. No. 5 is the mains valve with indirectly heated filament. No. 6 is the mains full-wave rectifier valve.



"Amateur Wireless" Guide to the 100 BEST STATIONS

218 Metres
PORI (Finland)
(Bjorneborg)
Approximate distance from London, 1,130 miles.
Frequency: 1,373 kilocycles.
Power: 0.7 kilowatt.
Relays the main Helsinki programme. Announcements in Finnish and Swedish.
Dial Readings

218 Metres
SALZBURG (Austria)
Approximate distance from London, 770 miles.
Frequency: 1,373 kilocycles.
Power: 0.5 kilowatt.
Relays the Vienna programme, together with Linz, Graz, Klagenfurt, and others. Metronome interval signal.
Dial Readings

223 Metres
FÉCAMP (France)
Approximate distance from London, 114 miles.
Frequency: 1,345 kilocycles.
Power: 10 kilowatts.
Interval call: Ici Radio Normandie. Carillon.
Frequent late night and early-morning gramophone concerts, in addition to sponsored programme.
Dial Readings

232.2 Metres
KIEL (Germany)
Approximate distance from London, 470 miles.
Frequency: 1,292 kilocycles.
Power: .25 kilowatt.
Relays the Hamburg programme, together with Bremen, Flensburg, and Hanover. Transmits at intervals from 5 a.m. Main news bulletin at 9 p.m.
Dial Readings

239 Metres
NURNBERG (Germany)
Approximate distance from London, 580 miles.
Frequency: 1,256 kilocycles.
Power: 2 kilowatts.
Relays the Munich programme, together with Augsburg and Kaiserslautern, which are both on 560 metres.
Dial Readings

244.1 Metres
BASLE (Switzerland)
Approximate distance from London, 400 miles.
Frequency: 1,229 kilocycles.
Power: .5 kilowatt.
Dial Readings

246 Metres
BERNE (Switzerland)
Approximate distance from London, 464 miles.
Frequency: 1,220 kilocycles.
Power: 0.5 kilowatt.
Relays the Beromuenster programme.
Dial Readings

246 Metres
CASSEL (Germany)
Approximate distance from London, 400 miles.
Frequency: 1,220 kilocycles.
Power: 0.25 kilowatt.
Call: See Frankfurt.
Relays the Frankfurt programme broadcast on 300 metres.
Transmits at intervals from 5 a.m.
Dial Readings

246 Metres
LINZ (Austria)
Approximate distance from London, 780 miles.
Frequency: 1,220 kilocycles.
Power: 0.5 kilowatt.
Relays the Vienna programme broadcast on 517 metres, together with Salzburg, Innsbruck, Klagenfurt, and Graz.
Dial Readings

253 Metres
GLEIWITZ (Germany)
Approximate distance from London, 740 miles.
Frequency: 1,184 kilocycles.
Power: 5 kilowatts.
Relays the Breslau programme broadcast on 325 metres.
Transmits at intervals from 5.15 a.m.
Dial Readings

255 Metres
TOULOUSE (France)
(PTT)
Approximate distance from London, 550 miles.
Frequency: 1,175 kilocycles.
Power: 0.7 kilowatt.
Call: Ici Toulouse P.T.T.
Dial Readings

257 Metres
HORBY (Sweden)
Approximate distance from London, 650 miles.
Frequency: 1,166 kilocycles.
Power: 10 kilowatts.
Call: See Stockholm or Motala.
Relays the Stockholm programme, together with Boden, Motala, Goteborg, and others. Transmits at intervals from 6.20 a.m.
Dial Readings

259 Metres (Wavelength shortly to be exchanged with Frankfurt-am-Main.)
LEIPZIG (Germany)
Approximate distance from London, 530 miles.
Frequency: 1,157 kilocycles.
Power: 2 kilowatts.
Relayed by Dresden on 310 metres. Transmits at intervals from 5.15 a.m. Main programme starts at 7 p.m. Often relayed from Hamburg. News bulletin at 9.30 p.m.
Dial Readings

263.8 Metres
MORAVSKA-OSTRAVA (Czechoslovakia)
Approximate distance from London, 820 miles.
Frequency: 1,137 kilocycles.
Power: 11 kilowatts.
Transmits at intervals from 5.15 a.m. Relays programmes of Prague, Kosice, and Bratislava.
Dial Readings

269.4 Metres
BARI (Italy)
Frequency: 1,112 kilocycles.
Power: 20 kilowatts.
Transmits at intervals from 12 noon. News bulletin and agricultural report at 7.30 p.m. Main concert starts at 8 p.m. Final news bulletin at 10 p.m.
Dial Readings

272 Metres
RENNES (PTT) (France)
Approximate distance from London, 248 miles.
Frequency: 1,103 kilocycles.
Power: 1.3 kilowatts.
Relays Paris. Interval call: "Allo! Ici P.T.T. Rennes!"
Dial Readings

273.7 Metres
TRIESTE (Italy)
Approximate distance from London, 600 miles.
Frequency: 1,096 kilocycles.
Power: 7 kilowatts.
Relayed by Milan, Genoa, and Florence. Transmits at intervals from 7.15 a.m. News bulletin at 7 p.m.
Dial Readings

276.5 Metres
HEILSBURG (Germany)
Approximate distance from London, 460 miles.
Frequency: 1,085 kilocycles.
Power: 60 kilowatts.
Relayed by Danzig on 453.2 metres. Transmits at intervals from 5 a.m. Interval signal, two-note gong, D flat and A flat.
Dial Readings

279 Metres
BRATISLAVA (Czechoslovakia)
Approximate distance from London, 800 miles.
Frequency: 1,076 kilocycles.
Power: 14 kilowatts.
Interval call: Allo! Bratislava (if own transmission). Frequently relays Prague (Praha) Praha. Interval signal: Musical note (A).
Dial Readings

281 Metres
COPENHAGEN (Denmark)
Approximate distance from London, 590 miles.
Frequency: 1,067 kilocycles.
Power: 0.75 kilowatt.
Call: Kalundborg København.
Relayed by Kalundborg on 1,153 metres. Transmits at intervals from 6.30 a.m. Time signal and chimes from Copenhagen Town Hall at 11 p.m.
Dial Readings

283 Metres
INNSBRUCK (Austria)
Approximate distance from London, 760 miles.
Frequency: 1,058 kilocycles.
Power: 0.5 kilowatt.
Call: See Vienna.
Relays the Vienna programme, together with Linz, Salzburg, Klagenfurt, and others. Transmits at intervals from 8.20 a.m. Main orchestral concert starts at 9.30 p.m.
Dial Readings

283 Metres
STETTIN (Germany)
Approximate distance from London, 570 miles.
Frequency: 1,058 kilocycles.
Power: 0.5 kilowatt.
Relays the Witzleben programme (Berlin).
Dial Readings

293 Metres
KOSICE (Czechoslovakia)
Approximate distance from London, 640 miles.
Frequency: 1,022 kilocycles.
Power: 2.5 kilowatts.
Chiefly relays the Prague and Moravska-Ostrava programmes.
Dial Readings

296.1 Metres
HILVERSUM (Holland)
Approximate distance from London, 230 miles.
Frequency: 1,013 kilocycles.
Power: 20 kilowatts; (7 kilowatts up to end of afternoon programme).
Announcements in Dutch.
Interval call: "Hier Hilversum."
Dial Readings

"Amateur Wireless" Guide to the 100 BEST STATIONS

304 Metres
BORDEAUX-LAFAYETTE (France)

Approximate distance from London, 550 miles.
Frequency: 956 kilocycles.
Power: 13 kilowatts.
Transmits at intervals from 12.45 p.m. News bulletin at 6.30 p.m. Main evening concert starts at 8 p.m.

Dial Readings.....

306 Metres
PITTSBURG (U.S.A.)

Approximate distance from London, 3,300 miles.
Frequency: 980 kilocycles.
Power: 25 kilowatts.
Relayed by W8XK on 48.86 metres and 25.27 metres. Transmits at intervals from 11.45 a.m. Main evening programme starts at 7 p.m.

Dial Readings.....

307 Metres
ZAGREB (Yugoslavia)

Approximate distance from London, 890 miles.
Frequency: 977 kilocycles.
Power: 0.75 kilowatts.
Metronome interval signal. Interval call: "Radio Zagreb." Occasional French and German announcements. Relays Belgrade.

Dial Readings.....

312.8 Metres
CRACOW (Poland)

Approximate distance from London, 880 miles.
Frequency: 959 kilocycles.
Power: 1.5 kilowatts.
Call: Hallo! Polski Radjo Cracow.
Frequently relays Warsaw programme broadcast on 1,411 metres. Bugle call from the famous St. Mary's Church is frequently broadcast.

Dial Readings.....

312.8 Metres
GENOA (Italy)

Approximate distance from London, 640 metres.
Frequency: 959 kilocycles.
Power: 10 kilowatts.
Relays the Turin programme, together with Milan and Florence. Transmits at intervals from 7.15 a.m.

Dial Readings.....

319 Metres
DRESDEN (Germany)

Approximate distance from London, 540 miles.
Frequency: 941 kilocycles.
Power: 0.25 kilowatts.
Relays the Leipzig programme broadcast on 259 metres. Transmits at intervals from 5.15 a.m.

Dial Readings.....

319 Metres
NAPLES (Italy)

Approximate distance from London, 1,000 miles.
Frequency: 941 kilocycles.
Power: 1.5 kilowatts.
Interval call: "Radio-Roma-Napoli!" Relays the Rome programme broadcast on 441 metres. Transmits at intervals from 7.15 a.m.

Dial Readings.....

322 Metres
GOTEBORG (Sweden)

Approximate distance from London, 675 miles.
Frequency: 932 kilocycles.
Power: 10 kilowatts.
Relays the Stockholm programme, together with other relays, including Motala, Boden, and Horby. Transmits at intervals from 6.20 a.m.

Dial Readings.....

325 Metres
BRESLAU (Germany)

Approximate distance from London, 743 miles.
Frequency: 923 kilocycles.
Power: 60 kilowatts.
Relayed by Gleiwitz on 253 metres. Metronome as interval signal.

Dial Readings.....

335 Metres
POZNAN (Poland)

Approximate distance from London, 728 miles.
Frequency: 896 kilocycles.
Power: 1.9 kilowatts.
Opening signal: Chimes from St. Mary's Church, Cracow. Frequently relays the Warsaw programme.

Dial Readings.....

338.2 Metres
BRUSSELS (Belgium) (No. 2)

Approximate distance from London, 200 miles.
Frequency: 887 kilocycles.
Power: 15 kilowatts.
Call: Ici Bruxelles L.N.R.
Programme in Flemish. Main concert starts at 8 p.m.

Dial Readings.....

242 Metres
BRNO (Czechoslovakia)

Approximate distance from London, 750 miles.
Frequency: 978 kilocycles.
Power: 35 kilowatts.
Interval call: "Hallo; hallo! Brno" (pronounced "Br-no").
Relays the Prague programme.

Dial Readings.....

British Broadcasting Stations
(classified in order of wavelength)

Newcastle, 211.3 metres. 1 Kw.	Northern National, 301.5 metres. 50 Kw.
Aberdeen, 214.3 metres. 1 Kw.	Cardiff, 309.9 metres. 1 Kw.
Belfast, 242 metres. 1 Kw.	London Regional, 355.8 metres. 50 Kw.
London National, 261.6 metres. 50 Kw.	Scottish Regional, 370.4 metres. 50 Kw.
Bournemouth, 288.5 metres. 1 Kw.	Midland Regional, 398.9 metres. 25 Kw.
Plymouth, 288.5 metres. 12 Kw.	North Regional, 480 metres. 50 Kw.
Scottish National, 288.5 metres. 50 Kw.	Devonry National, 1,554.4 metres. 30 Kw.
Swansea, 288.5 metres. 12 Kw.	

328.2 Metres
PARIS (France)

(Poste Parisien)
Approximate distance from London, 214 miles.
Frequency: 914 kilocycles.
Power: 60 kilowatts.
Transmits at intervals from 12 noon. News bulletin and press review at 7 p.m. Dance music starts 10.30-11 p.m.

Dial Readings.....

331.5 Metres
MILAN (Italy)

Approximate distance from London, 530 miles.
Frequency: 905 kilocycles.
Power: 50 kilowatts.
Takes the Turin programme, together with Genoa and Florence. Transmits at intervals from 7.15 a.m.

Dial Readings.....

345 Metres
STRASBOURG (France)

Approximate distance from London, 400 miles.
Frequency: 893 kilocycles.
Power: 11.5 kilowatts.
Programme starts at 11.30 a.m. Evening programme at 8 p.m. Dance music at 10.30 p.m. Deep toned bell as interval signal.

Dial Readings.....

343.6 Metres
BARCELONA (Spain)

Approximate distance from London, 720 miles.
Frequency: 880 kilocycles.
Power: 8 kilowatts.
Opening call: "Aqui estacion EAJ 1 Union Radio Barcelona."

Dial Readings.....

352.1 Metres
GRAZ (Austria)

Approximate distance from London, 760 miles.
Frequency: 852 kilocycles.
Power: 7 kilowatts.
Relays the Vienna programme; (for call see Vienna together with Innsbruck, Linz, Salzburg, and Klagenfurt. Transmits at intervals from 8.20 a.m. News and weather forecast at 9.15 p.m.

Dial Readings.....

360.5 Metres
STUTTGART (MÜHLACKER) (Germany)

Approximate distance from London, 450 miles.
Frequency: 832 kilocycles.
Power: 60 kilowatts.
Call: Hier Suedfunk.
Relayed by Freiburg on 570 metres. Transmits at intervals from 5 a.m. Interval signal, three notes, G-D-G.

Dial Readings.....

363.3 Metres
ALGIERS (N. Africa)

Approximate distance from London, 1,040 miles.
Frequency: 825.3 kilocycles.
Power: 13 kilowatts.
Transmits at intervals from 12 noon. News and time signal at 7 p.m. Main evening concert starts at 8 p.m.
Opening call: "Ici Radio PTT Alger."

Dial Readings.....

364 Metres
BERGEN (Switzerland)

Approximate distance from London, 617 miles.
Frequency: 824 kilocycles.
Power: 1 kilowatt.
Interval call: "Bergen Her!"

Dial Readings.....

368.1 Metres
HELSINKI (Finland)

Approximate distance from London, 1,130 miles.
Frequency: 815 kilocycles.
Power: 13.2 kilowatts.
Relayed by Lahti on 1,796 metres. All announcements made in Finnish and Swedish.
Call: H. omio! Helsinki-Lahti.

Dial Readings.....

372 Metres
HAMBURG (Germany)

Approximate distance from London, 411 miles.
Frequency: 803 kilocycles.
Power: 1.5 kilowatts.
Call: Hier Norddeutsche Söder...
Call: HA (...) in Morse. Relayed by Bremen, Flensburg, Hanover, and Kiel. Transmits at intervals from 6 a.m. News bulletin at 9 p.m. Frequent variety programmes starting at 10 p.m.

Dial Readings.....

"Amateur Wireless" Guide to the 100 BEST STATIONS

379.5 Metres
SCHENECTADY (U.S.A.)
Approximate distance from London, 3,000 miles.
Frequency: 790 kilocycles.
Power: 50 kilowatts.
Relayed at intervals by the short-wave stations, W2XAF and W2XAD. Transmits at intervals from 11.45 a.m.
Dial Readings.....

381 Metres
LWOW (Poland)
Approximate distance from London, 900 miles.
Frequency: 788 kilocycles.
Power: 16 kilowatts.
Occasionally relays the Warsaw programme but also gives its own studio programmes.
Dial Readings.....

395 Metres
TOULOUSE (France)
Approximate distance from London, 550 miles.
Frequency: 779 kilocycles.
Power: 8 kilowatts.
Transmits at intervals from 12.15 a.m. Abbreviated call "Ici Radio Toulouse." Gong as interval signal. Closes down with the tune, "La Touloisaine."
Dial Readings.....

390 Metres
ARCHANGEL (Russia)
Approximate distance from London, 1,200 miles.
Frequency: 770 kilocycles.
Power: 10 kilowatts.
Dial Readings.....

390 Metres
FRANKFURT-AM-MAIN (Germany)
Approximate distance from London, 330 miles.
Frequency: 770 kilocycles.
Power: 1.5 kilowatts.
Call: Hier Suedwestfunk.
Relayed by Cassel on 248 metres. Transmits at intervals from 5 a.m. Time signal and news bulletin at 6.15 p.m.
Dial Readings.....

394 Metres
BUCHAREST (Rumania)
Approximate distance from London, 1,200 miles.
Frequency: 761 kilocycles.
Power: 12 kilowatts.
Call: Phon. Attention: see-von-oy: ah-est-see Rad-o Look-oo-recht-ee.
Metronome interval signal. Transmits at intervals from 11 a.m. News bulletin at 9 p.m. Closes down with Rumanian National Anthem.
Dial Readings.....

403 Metres
SUISE ROMANDE (Switzerland)
(Sottens)
Approximate distance from London, 450 miles.
Frequency: 743 kilocycles.
Power: 25 kilowatts.
Relayed by Lausanne (339 metres) and Geneva (760 metres). Transmits at intervals from 11.23 a.m. News bulletin at 7.30 p.m.
Dial Readings.....

408 Metres
KATOWICE (Poland)
Approximate distance from London, 835 miles.
Frequency: 734 kilocycles.
Power: 16 kilowatts.
Transmits at intervals from 11 a.m. Acts mainly as a relay of the Warsaw programmes.
Dial Readings.....

413 Metres
DUBLIN (Ireland)
Approximate distance from London, 288 miles.
Frequency: 725 kilocycles.
Power: 1.2 kilowatts.
New high-power transmitting testing.
Dial Readings.....

416 Metres
RABAT (Morocco)
Approximate distance from London, 1,080 miles.
Frequency: 721.1 kilocycles.
Power: 6 kilowatts.
Interval call: "Ici Radio-Maroc." Metronome. Closes down with "La Marseillaise."
Dial Readings.....

424.3 Metres
MOSCOW-STALIN (Russia)
Approximate distance from London, 1,550 miles.
Frequency: 707 kilocycles.
Power: 100 kilowatts.
Announcements in Russian.
Dial Readings.....

430.4 Metres
BELGRADE (Yugoslavia)
Approximate distance from London, 1,055 miles.
Frequency: 697 kilocycles.
Power: 2.5 kilowatts.
Call: "Ovde Radio Beograd."
Dial Readings.....

436 Metres
STOCKHOLM (Sweden)
Approximate distance from London, 890 miles.
Frequency: 689 kilocycles.
Power: 55 kilowatts.
Relayed by Boden, Horby, Metala, and others.
Interval call: "Stockholm-Motala."
Transmits at intervals from 6.20 a.m. Main evening programme starts at 7.39 p.m.
Dial Readings.....

453.2 Metres
DANZIG (Free City)
Approximate distance from London, 830 miles.
Frequency: 662 kilocycles.
Power: 0.5 kilowatts.
Relayed by Heilsberg on 270.5 metres.
Dial Readings.....

453.2 Metres
KLAGENFURT (Austria)
Approximate distance from London, 709 miles.
Frequency: 662 kilocycles.
Power: 0.5 kilowatts.
Relays the Vienna programme broadcast on 517 metres.
Transmits at intervals from 8.20 a.m.
Dial Readings.....

453.2 Metres
PORSGRUND (Norway)
Approximate distance from London, 720 miles.
Frequency: 662 kilocycles.
Power: 0.7 kilowatts.
Relays the Oslo programme broadcast on 1,083 metres.
Transmits at intervals from 10.10 a.m.
Dial Readings.....

459 Metres
SCHWEIZERISCHER LANDESSENDER (BEROMUENSTER) (Switzerland)
Approximate distance from London, 470 miles.
Frequency: 653 kilocycles.
Power: 60 kilowatts.
Relays Basle, Berne and Zurich.
Dial Readings.....

465.8 Metres
LYONS PTT (France)
Approximate distance from London, 400 miles.
Frequency: 644 kilocycles.
Power: 1.5 kilowatts.
Interval call: "Ici Radio Lyon PTT." Announcements only in French. Transmits at intervals from 8 a.m. Main evening programme starts at 8 p.m. Frequent broadcasts Paris PTT.
Dial Readings.....

473 Metres
LANGENBERG (Germany)
Frequency: 635 kilocycles.
Power: 60 kilowatts.
Interval Signal: Chimes. Call: Hier Westdeutscher Rundfunk.
Transmits at intervals from 5.45 a.m. Mid-day concert at 12 noon. Time signal and news at 5.45 p.m. Main evening programme starts at 7.30 p.m.
Dial Readings.....

THE BEST HOME-CONSTRUCTOR SETS APPEAR IN AMATEUR WIRELESS.

If you would like a list of the full-size blueprints available, please send a postcard to Amateur Wireless, 58 Fetter Lane, London, E.C.4

419.5 Metres
BERLIN (Germany)
(Witzleben)
Approximate distance from London, 570 miles.
Frequency: 715 kilocycles.
Power: 1.5 kilowatts.
Transmits at intervals from 5.15 a.m.
Interval call: "Achtung! Hier Berlin." Metronome.
Dial Readings.....

424.3 Metres
MADRID (Spain)
Approximate distance from London, 733 miles.
Frequency: 707 kilocycles.
Power: 2 kilowatts.
Transmits at intervals from 8 a.m. News at 8.15 p.m.
Dial Readings.....

441 Metres
ROME (Italy)
Approximate distance from London, 890 miles.
Frequency: 630 kilocycles.
Power: 50 kilowatts.
Relayed by Naples on 319 metres and by 2RO, the short-wave Rome station, on 25.1 metres.
News bulletin at 7 p.m.
Dial Readings.....

453.2 Metres
SAN SEBASTIAN (Spain)
(EAJS)
Approximate distance from London, 570 miles.
Frequency: 662 kilocycles.
Power: 0.6 kilowatts.
Main programme starts at 7 p.m. Interval call: "San Sebastian Union Radio EAJS."
Dial Readings.....

"Amateur Wireless" Guide to the

100 BEST STATIONS

483.6 Metres

PRAGUE (Czechoslovakia)

Approximate distance from London, 640 miles. Frequency: 6.4 kilocycles. Power: 120 kilowatts. Call: *Allo Praha*. Transmits at intervals from 5.15 a.m. Time signal at 8 p.m. Occasionally takes programmes from Bratislava and Moravska-Ostrava.

Dial Readings

500.8 Metres

FLORENCE (Italy)

Approximate distance from London, 750 miles. Frequency: 599 kilocycles. Power: 20 kilowatts. Relays the Turin, Milan, Trieste and Genoa programmes.

Dial Readings

509 Metres

BRUSSELS (Belgium)

(No. 1) Approximate distance from London, 200 miles. Frequency: 590 kilocycles. Power: 15 kilowatts. Call: *Ici Bruxelles I.N.R.* Transmits at intervals from 12 noon. Main evening programme starts at 8 p.m. Announcements are made only in French.

Dial Readings

517 Metres

VIENNA (Austria)

Approximate distance from London, 767 miles. Frequency: 591 kilocycles. Power: 15 kilowatts. Relayed by Graz, Innsbruck, Klagenfurt, Linz, and Salzburg. Metronome interval signal. Interval call: "Radio Wien."

Dial Readings

533 Metres

MUNICH (Germany)

Approximate distance from London, 570 miles. Frequency: 563 kilocycles. Power: 50 kilowatts. Relayed by Augsburg, Kaiserslautern, and Nurnberg. Transmits at intervals from 5.45 a.m. Occasionally relays Stuttgart.

Dial Readings

538.6 Metres

PALERMO (Italy)

Approximate distance from London, 1,000 miles. Frequency: 556.9 kilocycles. Power: 3 kilowatts. Announcements in Italian by a woman announcer. Transmits at intervals from 11.45 a.m. Main programme starts 7.45 p.m.

Dial Readings

542 Metres

SUNDSVALL (Sweden)

Approximate distance from London, 886 miles. Frequency: 554 kilocycles. Power: 10 kilowatts. Takes the Stockholm programme on 436 metres, relayed by Boden, Motala, Horby, and others.

Dial Readings

550 Metres

BUDAPEST (Hungary)

Approximate distance from London, 900 miles. Frequency: 545 kilocycles. Power: 18.5 kilowatts. Programme also relayed on 210 and 840 metres from 6.30 p.m. to close down of main programme. Special feature of "Answers to Correspondents," at 5 p.m. News bulletin at 9 p.m. Musical box interval signal.

Dial Readings

560 Metres

AUGSBERG (Germany)

Approximate distance from London, 570 miles. Frequency: 536 kilocycles. Power: 0.25 kilowatt. Transmits at intervals from 5.45 a.m. Relays the Munich programme.

Dial Readings

563 Metres

WILNO (Poland)

Approximate distance from London, 1,070 miles. Frequency: 533 kilocycles. Power: 16 kilowatts. Frequently relays Warsaw, but also independent transmissions are given in Lithuanian.

Dial Readings

566 Metres

HANOVER (Germany)

Approximate distance from London, 450 miles. Frequency: 530 kilocycles. Power: 0.25 kilowatt. Relays Hamburg, which see.

Dial Readings

574.7 Metres

LJUBLJANA (Yugoslavia)

Approximate distance from London, 760 miles. Frequency: 522 kilocycles. Power: 2.5 kilowatts. Gramophone record of cuckoo as interval signal. Exchanges programmes with Belgrade and Zagreb.

Dial Readings

680 Metres

LAUSANNE (Switzerland)

Approximate distance from London, 402 miles. Frequency: 442 kilocycles. Power: 0.6 kilowatt. Announcements in French. Relayed by Sottens (403 metres).

Dial Readings

760 Metres

GENEVA (Switzerland)

Approximate distance from London, 468 miles. Frequency: 395 kilocycles. Power: 1.5 kilowatts. Call: "Allo! Ici Radio Genève." Announcements in French. Relayed by Sottens on 403 metres.

Dial Readings

937.5 Metres

KHARKOV (Russia)

Approximate distance from London, 1,600 miles. Frequency: 320 kilocycles. Power: 20 kilowatts. Announcements in Russian and Ukrainian. Interval call: "Allo! Radio Kharkov!"

Dial Readings

1,000 Metres

LENINGRAD (Russia)

Approximate distance from London, 1,300 miles. Frequency: 300 kilocycles. Power: 100 kilowatts.

Dial Readings

1,034 Metres

KIEV (Russia)

Approximate distance from London, 1,500 miles. Frequency: 290 kilocycles. Power: 20 kilowatts. Announcements in Russian.

Dial Readings

1,083 Metres

OSLO (Norway)

Approximate distance from London, 730 miles. Frequency: 277 kilocycles. Power: 60 kilowatts. Relayed by Fredikstad, Notodden, Porsgrund, Rjukan, etc. Transmits at intervals from 10.10 a.m. Weather and news at 8.40 p.m. Dance music starts at 9.50 p.m.

Dial Readings

1,153 Metres

KALUNDBORG (Denmark)

Approximate distance from London, 540 miles. Frequency: 260 kilocycles. Power: 7.5 kilowatts. Relays the Copenhagen programme. Transmits at intervals from 0.30 a.m.

Dial Readings

1,200 Metres

ISTANBUL (Turkey)

Approximate distance from London is 1,550 miles. Frequency: 250 kilocycles. Power: 5 kilowatts. Call: *Telsig Telefinou Istanbul*. Announcements in Turkish and French. Interval signal, gong.

Dial Readings

1,200 Metres

REYKJAVIK (Iceland)

Frequency: 250 kilocycles. Power: 21 kilowatts. Transmits at intervals from 10 a.m. Weather bulletin, 7.30 p.m. Main evening concert at 7.30 p.m.

Dial Readings

1,304 Metres

MOSCOW (Russia)

(Trades Union) Approximate distance from London, 1,550 miles. Frequency: 230.1 kilocycles. Power: 100 kilowatts. Transmits at intervals from 9 a.m. Occasional talks in every leading European language. Closes down at approximately 10 p.m.

Dial Readings

1,348 Metres

MOTALA (Sweden)

Approximate distance from London, 885 miles. Frequency: 222.5 kilocycles. Power: 30 kilowatts. Relays the Stockholm programme broadcast on 436 metres. Transmits at intervals from 6.20 a.m. Weather and news at 8.45 p.m.

Dial Readings

1,411 Metres

WARSAW (Poland)

Approximate distance from London, 900 miles. Frequency: 212.5 kilocycles. Power: 120 kilowatts. Opening signal, letter "W" in Morse (-.-). Musical box interval signal. Frequently gives bugle call from tower of St. Mary's, Cracow.

Dial Readings

1,445.7 Metres

PARIS (France)

(Eiffel Tower—FLE) Approximate distance from London, 214 miles. Frequency: 207.5 kilocycles. Power: 13 kilowatts. Time signals broadcast on 2,650 metres, at 9.26 a.m. and 10.26 p.m. Main programme starts at 12.30 p.m. Evening programme at 8 p.m.

Dial Readings

1,481 Metres

MOSCOW (Russia)

(Old Komintern) Approximate distance from London, 1,550 miles. Frequency: 22.60 kilocycles. Power: 100 kilowatts. Announcements in Russian with occasional English programmes.

Dial Readings

1,635 Metres

BERLIN (Germany)

(Konigs Wusterhausen) Approximate distance from London, 580 miles. Frequency: 183.5 kilocycles. Power: 60 kilowatts. Transmits at intervals from 5.15 a.m.

Dial Readings

1,725 Metres

PARIS (France)

(Radio-Paris—CFR) Approximate distance from London, 214 miles. Frequency: 174 kilocycles. Power: 75 kilowatts. Transmits at intervals from 7.45 a.m. Children's programme at 3 p.m., except on Sundays.

Dial Readings

1,796 Metres

LAHTI (Finland)

Approximate distance from London, 1,130 miles. Frequency: 167 kilocycles. Power: 54 kilowatts. Interval call: "Huomio! Lahti-Helsinki!" Announcements in Finnish and Swedish.

Dial Readings

1,875 Metres

HUIZEN (Holland)

Approximate distance from London, 235 miles. Frequency: 160 kilocycles. Power: 8.5 kilowatts. Gives the programme of the Catholic Radio Society, K.R.O., etc. Transmits at intervals from 7.30 a.m.

Dial Readings

1,935 Metres

KAUNAS (Lithuania)

Approximate distance from London, 1,000 miles. Frequency: 155 kilocycles. Power: 7 kilowatts. Announcements in Lithuanian. Interval call "Allo! Allo! Lictivos Radio Kaunas!"

Dial Readings