

THE BEST "THREE" YET! - FULL-SIZE

PLANS *and*
COMPLETE
DETAILS

Amateur Wireless

and
Radiovision

Every
Thursday

3^d

Vol. XX. No. 501

Saturday, January 16, 1932

The "1932 ETHER SEARCHER"



FOR BATTERIES
OR MAINS

SIMPLE TO BUILD

AMAZING
SELECTIVITY

ONE-KNOB CONTROL

GRAMO-RADIO

YOU WILL GET
BETTER
RESULTS
FROM



**KIT
SETS
IF YOU
FIT**

THE AMAZING

MAZDA
THE
BRITISH
VALVES

You'll get more volume, better quality and greater selectivity if you follow the example of leading manufacturers of complete receivers and equip your kit set with Mazda Valves. There are the correct types for your particular set in the Mazda range. Your dealer can advise you. Remember—when you buy a Mazda valve you are getting a product of Mazda resources — Mazda research — Mazda experience.

EDISWAN RADIO



THE EDISON SWAN ELECTRIC CO. LTD.

RADIO DIVISION:

155 CHARING CROSS ROAD, LONDON, W.C.2

V.149

To Ensure Speedy Delivery, Mention "A.W." to Advertisers

1932 ETHER SEARCHER

PILOT
AUTHOR'S
KITS
Exact to Specification

C.O.D.
CASH
H.P.
as usual

FOR SPECIAL 1932 ETHER SEARCHER C.O.D. ITEMS SEE BELOW PRICE LIST


Fits the Wiring Diagram!
KIT A—Author's Kit, less valves and cabinet. CASH OR C.O.D.

£6-6-0

Or 12 monthly payments of 11/7
Set of 3 Valves as specified £2/8/6. Peto-Scott Cabinet 16/-

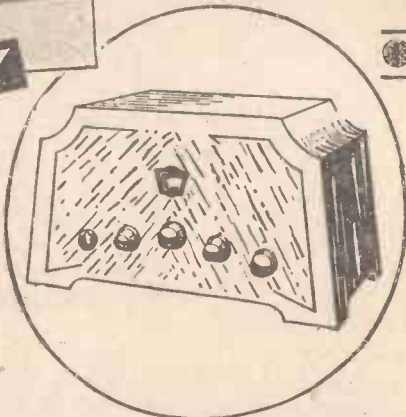
KIT B—Author's Kit with valves, less cabinet. Cash or C.O.D. **£8-14-6**
Or 12 monthly payments of 16/-

KIT C—Author's Kit with valves and cabinet. Cash or C.O.D. **£9-10-6**
Or 12 monthly payments of 17/5



IMMEDIATE DELIVERY

FINISHED INSTRUMENT
Complete with Peto-Scott cabinet and specified valves. Fully assembled, aerial-tested and Royalties paid.
CASH PRICE £11-0-0
Or 12 monthly payments of 20/2



Any parts supplied separately for the 1932 ETHER SEARCHER. If value over 10/- sent Carriage Paid or C.O.D.—all post charges paid.

1932 ETHER SEARCHER CABINET—Specially designed at the request of "A.W." by Peto-Scott himself. In figured oak and ready drilled for escutcheon and panel controls. Price 16/-

SEE PAGE 85 FOR 1932 RADIO ACCESSORIES

PILOT AUTHOR'S KITS REMOVE ALL DOUBT. Containing components "First Specified" in the list of parts and as used by the Author himself in the original set, you are able to duplicate exactly the set as constructed by the Author. No other Kit of Parts offers you this wonderful safeguard against disappointment.

PRICE LIST

	£	s.	d.
J.S. type R3 .0005-mfd. triple gang variable condenser	1	9	6
Colvern type K, pair of KBLC and one KGR—three dual-range coils mounted and ganged	1	8	6
Peto-Scott Baseboard, 16 in. by 10 in.	1	3	
Piece of aluminium foil, 15 1/2 in. by 9 1/2 in.	1	0	
Unit, one five-pin valve holder	10		
Unit, one four-pin valve holder	8		
Telsen, one four-pin valve holder	6		
Lissen, two .0002-mfd. fixed condensers	2	0	
Dubilier, type 020, one .0002-mfd. fixed condenser	1	8	
Dubilier, type 0200, three 1-mfd. fixed condensers	8	3	
Dubilier, type 0200, 2-mfd. fixed condenser	3	6	
Dubilier, type 0200, .05-mfd. fixed condenser, non-inductive	2	0	
Lissen high-frequency choke (Disc Type)	2	0	
Readi-Rad standard high-frequency choke	4	6	
Lissen "Hypertonia" low-frequency transformer	12	6	
Formo "Midget" .0002-mfd. reaction-type variable condenser with knob	3	3	
Readi-Rad .0003-mfd. reaction condenser	3	6	
Wearite, type I.22, double-pole change-over switch with terminals, with indicating window "Radio-Off-Gramo"	4	0	
Soverign, type G, pre-set condenser, .0002-mfd. to .001-mfd.	1	6	
Colvern valve screen	2	9	
Lewcos, five spaghetti resistances, one 50,000 ohm, one 10,000 ohm, two 5,000 ohm, and one 1,000 ohm	5	3	
Lissen 3-megohm grid leak	1	0	
Bulgin fuse holder and fuse	1	0	
Lissen, three terminal blocks	3	0	
Three yards of thin flex, 2 ft. shielded cable			gratis
Belling-Lee, two spade terminals marked L.T., L.T.+	4		
Belling-Lee, six wander plugs marked H.T., H.T.+1, H.T.+2, G.B.+1, G.B.—1, G.B.—2	1	0	
Readi-Rad, 3 aluminium brackets	9		
KIT A exactly as specified	£6-6-0		

Any parts supplied separately. If value over 10/- sent Carriage Paid or C.O.D.—all post charges paid

C.O.D. LINES

You pay the Postman. We pay all Post charges

1 J.B. .0005-mfd. triple-gang condenser	29/6
3 Colvern dual-range coils, ready mounted and ganged	28/6
6 Dubilier condensers (type 0200)	14/-
1 Peto-Scott figured oak cabinet. As illustrated and specified	16/-
1 Set of specified valves (P.M.12, P.M.1H.L., P.M.22)	42/6

EXPRESS ORDER FORM

To PETO-SCOTT CO., LTD.
Please send me C.O.D., CASH H.P.

for which I enclose
Cash/H.P. Deposit £ s. d.

NAME _____

ADDRESS _____

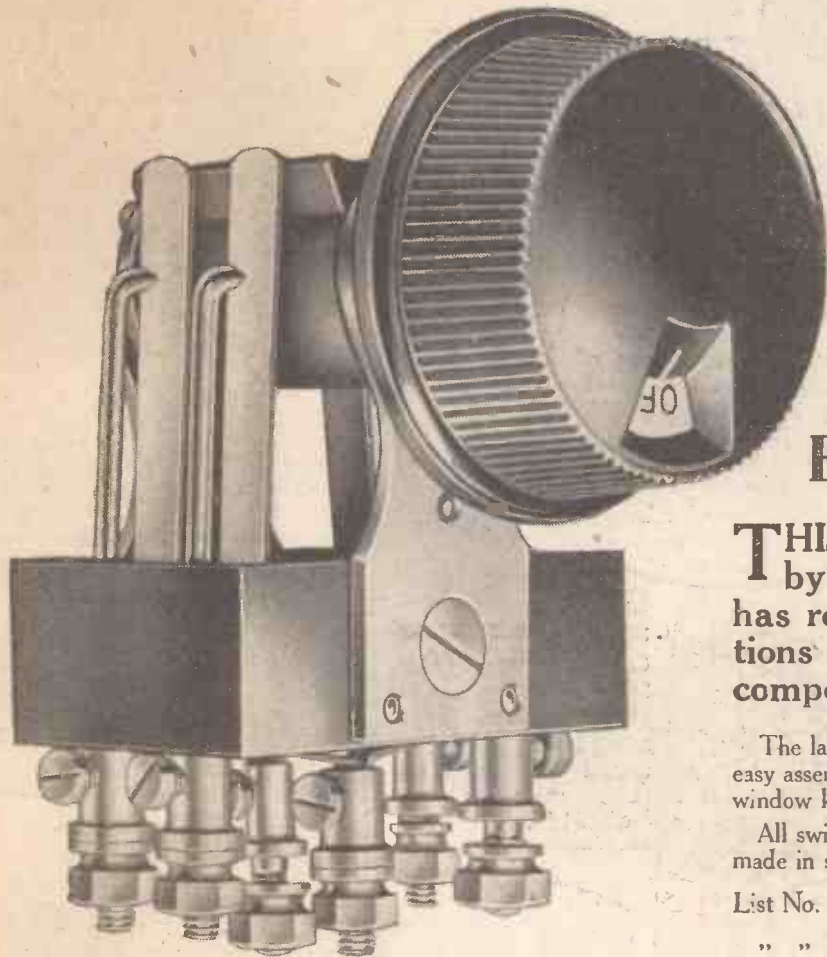
A.W. 16/1/32

PETO-SCOTT

77, CITY ROAD, LONDON, E.C.1 Telephone: Clerkenwell 9406-7-8
62, HIGH HOLBORN, LONDON, E.C.1 Telephone: Chancery 8266 **CO., LTD.**

SEND 3^d POSTAGE FOR NEW CATALOGUE

WEARITE COMPONENTS



DOUBLE THROW
DOUBLE POLE
CHANGE OVER
SWITCH

as specified for

THE 1932 ETHER SEARCHER

THIS switch has stood in a class by itself for over ten years and has received more recommendations than any other wireless component of its kind.

The latest models are now fitted with terminals for easy assembly and are supplied complete with special window knob, dial and bracket.

All switches of this type are one hole fixing and are made in sizes as under.

List No.	121	122	123	124	125	126	1 way D.P.	D.T.	Price
									3/3
" "	122	2	" "	" "	" "	" "	" "	" "	3/6
" "	123	3	" "	" "	" "	" "	" "	" "	4/-
" "	124	4	" "	" "	" "	" "	" "	" "	4/6
" "	125	5	" "	" "	" "	" "	" "	" "	5/3
" "	126	6	" "	" "	" "	" "	" "	" "	6/3

As specified for 1932 ETHER SEARCHER
Price 3/6

Your set is not working efficiently if your earth is poor. An unbroken circuit to earth is made possible by using the "WEARITE" earth tube which enables you to obtain a perfect soldered joint which is not affected by rain, fog, or snow. Buy one and notice the difference.




Patented Earth Tube, no Spanner, no Screwdriver, just a match,
Price 3/6.

Write for free illustrated lists and leaflets.

WRIGHT & WEAIRE, Ltd., 740 High Road, Tottenham, N.17.

'Phone : Tott. 3847-8-9.

Constant Power for a penny a month



What is the voltage of your H.T. battery? How long does it maintain its full voltage? How long will it last? How much does it cost?

Answer these questions—then consider the advantages of an EKCO Unit. A maximum voltage of 120 to 150 *always*. Ample current, *always*. Absolute reliability, *always*. At a cost of only a shilling or two a year. No alterations to your set, valves or wiring. Just connect the EKCO Unit in place of your battery, then plug in to the electric supply and switch on—that's all.

Why suffer the inconvenience, uncertainty and never-ending drain on your pocket for another day? Go to your radio dealer and ask him to show you the EKCO Unit suitable for your set.

H.T. UNITS FOR A.C. MAINS

A.C.12 (12 M/a output) ..	£2 15 0
A.C.18 (18 M/a output) ..	£3 7 6
A.C.25 (25 M/a output) ..	£3 17 6

FOR D.C. MAINS

D.C.15/25 (15 or 25 M/a)	£1 19 6
--------------------------	---------

COMBINED H.T. AND L.T.

CHARGER UNITS FOR A.C. MAINS.

(Supply H.T. and also charge the L.T. Accumulator)

K.12 (12 M/a output) ..	£3 19 6
K.18 (18 M/a output) ..	£4 12 6
K.25 (25 M/a output) ..	£5 7 6

Consult your dealer now, or post coupon below for full details.



ELECTRIC POWER UNITS

Woburn

To E. K. COLE, Ltd., Dept. K.1,
Ekco Works, Southend-on-Sea.
Please send me full details of Ekco
Electric Power Units

Name

Address


Advertisers Appreciate Mention of "A.W." with Your Order

"SWITCH ON JACK, AND SHOW THEM . . ."



And he does! He demonstrates like some expert lecturer—here's the Regional and there's the National—No overlap you see . . . Now we'll switch over to the Continent—Here's Radio Paris, that's Turin, there's Stockholm; and behold, ladies and gentlemen, Algiers! . . . And they don't have to strain forward and listen—they lean back and *hear* . . . It took Jack and his father just an evening to assemble the Telsen 3—no wonder they show it off to their friends.

TELSEN
3
KIT




Buy your Telsen 3 Kit now and tune in perfect radio to-morrow night.

Send for illustrated folder of "The Telsen 3" to the Telsen Electric Co., Ltd., Aston, Birmingham.

CVS-131

To Ensure Speedy Delivery, Mention "A.W." to Advertisers

1-19-6
8



Amateur Wireless & Radiovision

**BRITAIN'S LEADING RADIO WEEKLY
FOR CONSTRUCTOR, LISTENER & EXPERIMENTER**

EDITOR: BERNARD E. JONES **TECHNICAL EDITOR:** J. H. REYNER, B.S.C. A.M.I.E.E.
RESEARCH CONSULTANT: W. JAMES **ASSISTANT EDITOR:** H. CORBISHLEY.

NEWS & GOSSIP OF THE WEEK

THE NEW SET

AS announced in last week's issue, your copy of AMATEUR WIRELESS this week contains first constructional details and a full-size wiring plan of a remarkable new set, the "1932 Ether Searcher." This is the type of outfit that does not call for glowing adjectives to boost it—it speaks for itself! Turn to pages 100 and 101 for an explanation.

FOR THE BLIND

THREE small children, the eldest of whom is only three and a half years old, and three pensioners whose ages total 217 years, are among the 16,500 who responded to Viscount Snowden's recent appeal for funds for the British "Wireless for the Blind" scheme. Readers will be pleased to know that over £4,500 has been raised and very shortly every blind person will be able to have a free wireless set.

TELEVISION—LATEST NEWS

WHILE it is now definite that the B.B.C. will, in the very near future, devote much more of its time to television broadcasts, we should like to correct the impression gaining ground that only the

Baird process will be utilised. At the moment the Marconi engineers are experimenting with new television apparatus, and the B.B.C. proposes to give this a trial when it is ready—probably within the next few months.

MORE TELEVISION

MR. J. L. BAIRD has been in the United States for about two months and his return to England at the end of last month coincided with some encouraging news in connection with television. He has signed a five-year contract with the WMCA station, whereby once the licence to broadcast has been obtained, television programmes will be put "on the air" for several hours a day. Baird was called before the Federal Radio Commission in Washington in support of the application made by WMCA.

AT THE STATION

THIS station, one of the largest in New York, is owned by the Knickerbocker Broadcasting Company and the type of programme proposed is similar to that now being sent out by the B.B.C. There will be this difference, however, that longer

time will be available and, furthermore, since this station has a sole concession for broadcasting Madison Square boxing matches it is hoped to conduct experiments in this line!

AN OPERA RELAY

SADLER'S Wells Theatre, the new "Old Vic for North London," which was opened about a year ago, will be the venue for a relay of the third act of *The Tales of Hoffman*, on January 30. This will be the first relay from the theatre. First tests made by the "O.B." engineers show that the place is very suitable for broadcasting, so we may expect some more Sadler's Wells relays.

THAT SATURDAY GAP

IN March the B.B.C. will fill the Saturday afternoon gap it promised to fill last October, but was prevented from filling owing to the economy wave that suddenly swamped Savoy Hill. There will be music from 12 to 1 p.m. and music will also fill the present gap from 2 to 3 or 3.30 p.m. Which is glad news!

WHAT ABOUT ECONOMY NOW?

IN view of the news that the Saturday afternoon gap in the B.B.C.'s programmes is to be filled, and that the American relays cancelled by the economy campaign are to be broadcast we are entitled to wonder where exactly the much talked-of B.B.C. economy really applies. The fact is, we think, that the B.B.C. has more than cut its losses to the Treasury, thanks to the record increase in licence revenue during 1931—more than 700,000 licences were added.

THE B.B.C. DANCE BAND

IT is significant to note that, at very short notice, Jack Payne has cancelled a show at a Birmingham music hall. It looks as though there have been rather too many appearances of the B.B.C. band at music halls recently; anyway, Jack Payne has had to engage substitute bands on several occasions recently, owing to outside engagements.

CONTROLLING A RADIO PLAY



A scene in the control room of the Birmingham Repertory Theatre. Mr. Percy Edgar, the Midland Regional Director is at the right, reading the play script

DETAILS OF THE MANY SPECIAL FEATURES OF NEXT WEEK'S ISSUE ARE GIVEN ON PAGE 89

NEWS & GOSSIP OF THE WEEK —Continued

DOCTOR BOULT

WE are glad to welcome Adrian Boult, the B.B.C.'s Music Chief, back from his holiday in Spain. By the way, he is to be known as "Doctor" Boult from now on. Another tempting offer has been made for his services from America—why does not the B.B.C. give the Doctor the financial recognition his services warrant?

AN AMATEUR SUCCESS

MR. H. O'HEFFERNAN, a popular radio amateur and the owner of the transmitting station G5BY, has added to his laurels by winning a certificate for accuracy in a recent contest run by an amateur association in America, the American Radio Relay League. G5BY did some useful work on a frequency meter and checked up wavelengths between 40 and 80 metres.

A SHORT-WAVE CLUB

WHILE on the topic of waves below 100 metres, readers will be interested to know that the International Short-Wave Club, which has headquarters at Klondyke, Ohio, U.S.A., is going strong. The Club is composed of thousands of short-wave "fans" from 62 countries. Short-wave listeners should get in touch with the British representative, Mr. A. E. Bear, at 10 St. Mary's Place, London, S.E.16.

GOOD LUCK, PHILIP!

AFTER his long series of broadcast shows Philip Ridgeway is off to tour the country in person—and for the next three months he will be touring with his show. He tells us that in the spring he

has fixed up with the B.B.C. for a special "Parade" and then he will be off again. Admirers will wish Philip Ridgeway the best of luck in his latest venture.

MORE ABOUT RADIO PARIS

BULLETINS continue to arrive about the new high-power Radio Paris station which, at first, did not appear to be coming up to reputation. Parisian listeners have now been told that, after tests made, there are now 24,000,000 listeners who are getting good strength, whereas when the Clichy station was going there were only 8,000,000 getting the same average volume.

AN AMERICAN RELAY

AMERICAN listeners will have an opportunity of hearing the Ceremony of the Keys, which is to be relayed from the Tower of London on January 14. On this occasion the National Broadcasting Company of America will attempt to pick up and re-broadcast the ceremony for listeners in the United States.

WE KNOW!

WE have been rather amused at the B.B.C. engineers' recent attempts to minimise the snags encountered in the final construction of the studios at Broadcasting House. It has even been suggested that no snags have been encountered. Then what about the taking down of the gallery in the Vaudeville Studio, the cutting down of the balcony and the extension of the platform in the Concert Studio, the "lingering echo" in all the studios, and the noise of the underground trains running

beneath the building—were all these snags or just part of the fun?

STUDIOS NOW O.K.

WE are glad to hear from the B.B.C. that most of the acoustical difficulties in the studios of Broadcasting House have now been overcome—all credit to Mr. A. B. Howe, the acoustical expert who has been

A FREE FULL-SIZE WIRING PLAN

In this issue we have adopted a practical idea for giving a free full-size constructional chart and wiring plan of the "1932 Ether Searcher." Detach the sheets from the issue and use them as a template for panel drilling, for mounting the parts and for wiring. Any novice can make up the new "Ether Searcher" with the aid of this free print.

working on the problem. It is a pity some of the engineers tried to make out there were no unforeseen troubles—rather belittling to the achievements of the experts.

MIDLAND REGIONAL EXTENSIONS

AMONG the big extensions to the Broad Street building of the Midland Regional headquarters is a large concert studio and three smaller studios. When



Two views of the WMCA station from which television broadcasts will now be given on the Baird system, as described on the preceding page

these are available the Midland station will be able more fairly to compete in programme interest with Manchester and Edinburgh.

MAKING YOUR TRANSPORTABLE MORE SELECTIVE



Self-contained frame-aerial sets which tune broadly are often difficult to improve in order to get better selectivity. Here are some helpful practical suggestions

“It is stressed that it is better to turn a portable set so that its aerial is broad-side on to the unwanted station, rather than make it point towards the wanted station,” replied the B.B.C., when a friend of mine, owning a portable set, asked how to cut out stations.

He is only one of the many portable set listeners throughout the country who are finding that the directional effect of the average portable set aerial is so slight that the louder foreign stations come in as a background to B.B.C. local transmissions. When he first bought the set, ether congestion was not so bad. Until recently, when I helped him to carry out some improvements, he had intended scrapping the set and using an outdoor aerial, hoping by means of a band-pass tuner to get sharper tuning than with the frame aerial, paradoxical as this may appear.

Lack of Frame Selectivity

He found that turning the frame was not of much effect, largely because by the way stations are arranged in this country the best direction, from his home, for the London and Midland Regional transmitters was the same as that for two or three German stations.

Together we investigated and, after an evening's work, cured the trouble.

The frame was largely at fault. It was the conventional box type, with an entirely separate long-wave winding switched in series with the medium-wave section. The selectivity was poor because the long-wave turns were wound too close to the medium waves and this electrical damping resulted in what we used to call a “dead-end” effect.

We found that by making a 1-in. space between the windings, instead of the ¼-in. space provided, and adding a few turns to the long-wave section, the medium-wave performance was improved without affecting the wavelength range of the long-wave winding. 5XX and Radio Paris could still be tuned in.

A mistake in this particular set was the placing of the reaction winding at the side of the medium-wave section, remote from the long-wave section. A few more turns were added to the long-wave winding and the reaction section was rewound between the medium- and long-wave turns. This made a great improvement. Easier reaction was obtained on both wavebands and the tuning seemed sharper.

Then we started operations on another frame aerial which the owner of the set had used in preference to the box frame built in the portable. Here the long- and medium-wave sections were at right angles,

but the frame was very poor on the medium waves. This we traced to the fact that although the two sections of the frame were at right angles, they were almost touching. We rewound the inner frame on a smaller former to give a clear 1-in. space top and bottom, and the turns of the medium-wave winding were spaced $\frac{1}{10}$ in. apart. Stranded 27/40 wire was used for the medium-wave winding, to cut down the high-frequency resistance.


In both frames the leads to the reaction and medium- and long-

wave windings were carefully spaced. Many frames have their tuning flattened by stray capacity set up at the ends of the windings, where the flex leads connect up to the set.


After these frame aerial modifications, we examined the set layout. It was fairly
(Continued at foot of next page)



Undue self-capacity in a frame lowers its selectivity. For this reason the leads down to the set from the medium- and long-wave sections and the reaction winding should be kept well spaced and no faulty connections, causing high-resistance leaks, should exist



Where direct pick-up is causing lack of selectivity in a transportable, metal shielding for each stage may be resorted to



Leading dimensions of a typical frame for a transportable set are shown here. It is essential to preserve the spacing between the medium-wave turns, and between the long- and medium-wave sections, in order to keep the frame selective

GETTING THE BEST FROM THE "BABY 3"



Constructors of this novel three-valver, particulars of which were given in last week's issue, will be interested in these operating instructions and hints and tips on getting the best reception

WHEN you have completed the wiring and checked over your "Baby 3," either with the full-size blueprint or the wiring diagram, then you can safely plug in the valves, connect up the batteries, aerial, earth, and speaker and see how the stations come in on the dial.

Provided that you have wound the coil correctly and connected it up as shown on the print, there should be no reason for not getting good results when first switching on. You must, of course, take the greatest care when following the wiring for the dual-range coil.

The Coil

It must be emphasised that the long-wave section of 400 turns (200 turns in each slot) is placed between the medium-wave winding on the outer former and the reaction winding on the same former. Thus, when you have wound the 90 turns of the medium-wave section, you connect through to the long-wave coil and then carry on with the 40 turns of the reaction winding. You will see that after having wound on 60 turns of the medium-wave section, a loop and twist are made at which the aerial wire from the pre-set condenser connects. In this way the aerial is tapped two-

thirds of the way down the coil. The wave change switch simply short-circuits the long-wave coil.

Many users of the "Baby 3" will be using existing valves and batteries, and whether this is so in your case, or whether you are buying new valves, be guided by the recommendations given in the accompanying panel. These show recommended valves of popular makes for all three stages.

Economical power valves have been specified, but if you have a large high-tension battery or a mains unit giving a generous output then you may find it an advantage to fit a larger power valve handling a greater grid-swing without overloading, and so getting a greater power output without distortion. With the valves specified an average high-tension value is 100 to 120 volts.

A medium-capacity high-tension battery will work the set, but the greatest economy in the long run is always obtained by using a battery the maximum discharge rate of which is well above the current drain of the set. The amount of high-tension current consumed by the "Baby 3" varies according to the valves used, but an average figure is 10 milliamperes.

There is only one high-tension tapping as the voltage for the detector is cut down by the 50,000-ohm resistance of the R.C. coupler. A slight drop in voltage for the anode of the first L.F. valve is occasioned by the primary of the L.F. transformer, the D.C. resistance resulting in a slight drop. The full high-tension voltage less the drop across the speaker windings is applied to the power valve anode.

A 9-volt grid-bias battery will be suitable. The G.B.1 lead should be taken to 1½-volts negative on the battery and the G.B.2 lead should be taken to 7½ or the full 9 volts, according to the type of power valve.

Follow the advice given on the valve manufacturer's slip in the power-valve box.

Tuning the "Baby 3" is quite a straightforward job. There should be no need for reaction on the local stations and even on the louder foreigners the set should be kept well off the oscillation point. As there is no H.F. stage in the "Baby 3" the set can cause interference if it is used in a state of oscillation.

For normal working the knob of the pre-set condenser (the small condenser fixed to the back of the plywood panel) should be screwed in nearly to the full extent. As it is rotated in an anti-clockwise direction, the selectivity will increase, but there will, of course, be a drop in signal strength.

RECOMMENDED VALVES			
	Det.	1st L.F.	Power
Mullard	PM2DX	PM1LF	PM2A
Marconi	HL210	L210	P215
Osram	HL210	L210	P215
Cossor	210HF	210LF	215P
Six-Sixty	210HF	210LF	220P
Mazda	HL210	L210	P220
Eta	BY2023	BY2010	BW1304
Fotos	BC18	BC9	BD9
Dario	HF	Univ.	SP

You must find the most suitable setting for your reception conditions and locality. It is not critical, but you may find it necessary to retune after extensive adjustment of the pre-set condenser, for this may vary the tuning point.

When working on the medium waves, the greatest selectivity will be obtained when the wire from the pre-set condenser is taken from the tapping and not from the top end of the coil. On the long waves not much difference in selectivity will be noticed, but this will depend on the aerial used.

A PICK-UP REST

Don't overlook small points when building your own gramo-radio outfit. An important detail is a rest for the pick-up arm, as in the H.M.V. instrument shown. If a rest is not provided, there is a possibility of the needle armature being damaged by dropping on the turntable top.

"MAKING YOUR TRANSPORTABLE MORE SELECTIVE"

(Continued from preceding page)

clear that the single high-frequency coupling transformer was picking up interference direct. It was remarkable that the set was stable, for there must have been interaction between the H.F. coupler and the frame. As some thin scrap metal from an old screened set was at hand, we made a rectangular shield to fit over the H.F. valve and coil.

The box was connected to negative low tension. This prevented any instability, but it slightly affected the tuning range.

When the set was reganged it was found that the tuning was sharpened to a surprising degree.

K. U.

ONE-HOLE FIXING NUTS

Make a good job of tightening up one-hole fixing nuts because if they

work loose and a part rotates on the panel it may loosen the wiring and cause short circuits.

AT THE B.B.C.

PRODUCING VAUDEVILLE SHOWS

Our Special Commissioner explains some of the difficulties in choosing and rehearsing artistes for vaudeville hours

MOST listeners know that a concerted vaudeville show needs a producer. Rose, Gielgud, Hulbert, and others are among those who produce B.B.C. plays and vaudeville sketches.

Some shows demand an additional director, corresponding really to the stage manager of a theatre production, and as the technique of vaudeville turns broadens, so it becomes more difficult for the producer alone to run the whole show.

This is particularly the case with song-and-dance productions where singers, dancers, the orchestra and effects from another studio have to be marshalled together, without a break in the programme.

Using Noise Effects

Where there are plenty of noise "effects," then the producer does not come into the studio at all, but sits in the dramatic control room and hears the production on phones, turning the various potentiometer knobs which fade in the singers, dancers, or effects, according to the cue sheet. The stage manager directs the actual studio operations.

I have just been talking to a B.B.C. man who acts as stage manager for one series of vaudeville shows.

"As you know," he said, "in the music

library the B.B.C. has dozens of gramophone records of noises, stray snatches of music, and effects of every kind, so that it is unnecessary to do anything in the studio but the straight singing. Even the tapping of the dancing could be 'faked.'

"Too much of this spoils the realism, and in the shows for which I act as 'stage manager,' a member of the effects department comes up into the studio with chains to rattle or dishes to smash and makes the noises on the spot!"

In the corner of the studio, generally studio Number Four, above the North entrance at Savoy Hill, is a listening cabinet where one of the engineers sits while the show is on and signals where the artistes must stand. The orchestra sits at the far end of the studio about 30 ft. from the microphone, and the conductor stands on a dais half-way down the room, so that he can hear the singer and the orchestra.

Unheard Singers!

Many people sing so softly and so close to the microphone that they cannot be heard above the music in the studio. One of the conductor's jobs is therefore to lead the orchestra in accompaniment to a singer who cannot be heard!



Vaudeville producers at the dramatic control panel during a broadcast

Above the glass listening cabinet is a green light or "flick." This is switched on from another studio where the gramophone can be brought into action for giving additional effects. Registration between the studio programme and the effects has to be very carefully worked out, and when the man in the listening cabinet sits back with a smile then the people in the studio know that everything is O.K.!

One of the most difficult things is to get a show started and into its proper swing. This is particularly the case when the announcer speaks from another studio and when only the flicking of the red indicator light on the wall tells the artistes that they must start.

Few Successful Auditions

Even with experienced broadcasters there is apt to be a moment's hesitation and lack of confidence which is the producer's or stage manager's job to overcome.

Of course, it is still hard to get enough vaudeville artistes. Roughly 2,000 potential vaudeville broadcasters were heard during the last twelve months and less than 1 per cent. reached the required standard.

The B.B.C. has to book nearly 900 vaudeville artistes each year and the demand is increasing; but as one can rely on only about 200 newcomers a year, it is obvious how much difficulty there is in providing new material for the old hands.

The Leeds Symphony Concert relay on January 23 will be heard by North Regional listeners from 7.30 to 9.35 p.m.

For some time Mr. E. R. Appleton's stories to "Joan and Betty" in the West Regional programmes have been taken from the travels of St. Paul. On January 24 Mr. Appleton will revive one of the most popular of his previous stories. The "Joan and Betty" stories have now been given for nearly two years on the second and fourth Sundays of each month.



At the microphone during a broadcast revue. Some very popular artistes are taking part (left to right), Harry S. Pepper, Doris Arnold, Robert Hale, Mimi Crawford, William Stephens, Enid Stamp-Taylor, Anona Winn and Cyril Smith

THE B.B.C. TALKS CONTROVERSY

A correspondent gives some behind-the-scenes facts regarding the policy relating to broadcast talks, and explains the arrangement of the new-season talks programme

THERE are rumours going round now about changes in the B.B.C. talks policy. Listeners who dislike talks of any kind on the wireless, and those opposites who rely on this side of broadcasting for their serious edification, are both wondering what is going to happen.

The B.B.C. states that "rumours respecting changes in policy with regard to talks are without foundation. The range of programme material is kept as wide as is compatible with the particular and, in fact, unique circumstances of the service. Experiments are frequent and changes now made are of method and not of policy."

There was some years back, as you may

remember, a big fight to induce the B.B.C. to handle controversial subjects. Since then political leaders of all parties have broadcast, and although the B.B.C. has been fair to all parties, the controversial nature of the subject has always been there. One rumour going round about the talks was that all controversy (which generally means all interest) should be cut out.

Criticism of novels is suspended at the moment, but there are indications that this feature will come back again to the programmes. Mr. Desmond MacCarthy and Miss Sackville-West have been allowed half-an-hour talks, instead of only twenty minutes, on books. They deal with old and new books, so that this is, in a way, equivalent to the suspended novel criticisms.

Mr. James Agate and Mr. Francis Birrell, who deal with plays and films respectively, have often been accused of being too critical—at least by the producers criticised. The fact that both these popular broadcasters now appear monthly instead of fortnightly must not be taken as proof that the B.B.C. agrees with the film and theatre magnates. Both the critics speak for half an hour, instead of twenty minutes, as hitherto.

I understand that they have been asked to give less detailed criticism, but to deal with new releases and first nights in a more general way.

So far as other talks are concerned, special interests are provided for at particular times of day. A new experiment is being tried with the talks which have hitherto all been given from 10.45 to 11 a.m. The talks on cooking and children will be given at 1.45 p.m. on Mondays and Thursdays in order to ascertain whether this is an easier time for housewives.

On the other days of the week the talks will be at 10.45 a.m., as before. In response to requests from different parts of the country, the needs and interests of unemployed men and women have been kept closely in mind, and it is hoped that the various series of talks, particularly those on Tuesdays and Wednesdays, will be of practical use and interest to them as well as to the regular morning listeners.


At 6.50 and at 7.5 on four days of the week B.B.C. reviewers discuss a wide range of subjects, supplemented on Fridays by an important series of talks on the topical subject of currency, and on Saturdays by topical talks on sporting and other subjects.

On Saturdays there is an interesting experiment called "On the 9.20." This will be a series of conversations supposed to take place in a train. This form of conversation should make it possible for the talk to become thoroughly informal, like the conversation that may be heard in almost any railway carriage. Listeners will not know the names of the speakers, although many will be well known, until the broadcast is over.



Professor J. B. S. Haldane, who is speaking in the symposium "Science and Civilisation," on Wednesday evenings. Sir Oliver Lodge and Mr. Hilaire Belloc will speak in the same series

PERSONALITIES IN THE WEEK'S PROGRAMMES



1932 VALVES FOR THE 1932 ETHER SEARCHER

Mullard Valves—valves of the moment—modern in design and embodying the results of the latest Mullard improvements, are specified for the 1932 Ether Searcher. Be sure that you take advantage of their up-to-date efficiency.

P.M. 12

The Mullard 2-volt Screened Grid Valve for the H.F. stage

Price 20/-

P.M.IHL


The Mullard 2-volt Detector

Price 8/6

P.M. 22

The 2-volt Pentode for the output stage

Price 20/-



MADE IN ENGLAND

Mullard

THE · MASTER · VALVE

Advt. The Mullard Wireless Service Co., Ltd., Mullard House, Charing Cross Road, London, W.C.2

Arks

FORMO Triple Wave
THREE

BUILT AROUND THE FAMOUS
Tollinone



KIT COMPLETE
£35.0

AMAZINGLY SIMPLE
SET TO BUILD AND HANDLE
WONDERFUL RANGE & SELECTIVITY

This easily constructed Kit provides you with the opportunity, never offered before, of tuning-in to the world's ultra short-wave stations in addition to the host of medium- and long-wave broadcasts—by the simple turn of a neat panel switch.

NO COIL CHANGING

Another feature of this wonderfully efficient three-valver is that when the wave switch connects the ultra-short coils in circuit with the detector valve, it simultaneously reduces the capacity of the .0005 tuning condenser to .00015 through a small mica condenser and thereby enormously improves reception.

The efficiency of the Kit is assured by the use of the famous **MAZDA VALVES** numbers P220A, L2, and HL2, which are obtainable from all Radio Dealers.

GET THIS FREE BOOKLET

Components are supplied already mounted in position and the simple wiring instructions are described and illustrated in this Booklet, obtainable FREE from your dealer or address below.

TRIPLE WAVE COIL ONLY Price 17/6
ARTHUR PREEN & CO. LTD.
Golden Square, Piccadilly Circus, London, W.1

WESTINGHOUSE

ASK YOUR FRIENDS . . .

which are the most efficient rectifiers.

They will tell you that
WESTINGHOUSE METAL RECTIFIERS

give the most satisfactory service, because there are

- NO FRAGILE FILAMENTS
- NO MOVING PARTS
- NO FILAMENT LOSSES
- TRANSFORMERS COST LESS
- CIRCUITS ARE SIMPLER

"The All Metal Way," giving full details, circuits, etc., will be sent you on receipt of coupon and 3d. in stamps. Fill it in NOW.

COUPON

WESTINGHOUSE PUBLICITY, 82 York Road, King's Cross, London, N.1

Please send me a copy of "The All Metal Way, 1932," for which I enclose 3d. in stamps.

NAME.....

ADDRESS.....

A.W.16.1.32.

The WESTINGHOUSE BRAKE & SAXBY SIGNAL Co.Ld.
82, YORK Rd., KING'S CROSS, LONDON, N.1

A good receiver deserves a good Choke—fit IGRANIC



IGRANIC H.F. CHOKE

Definitely excludes H.F. currents. Effective up to 3,000 metres.

PRICE - - 4/-

If you are unable to obtain Igranic Components locally, send to Dept. D.158, we will send C.O.D.

IGRANIC ELECTRIC Co. Ltd.
149 Queen Victoria Street, LONDON

IGRANIC MIDGET L.F. CHOKE

An exceptionally small choke, has a constant inductance of 20 henries up to 20 milliamps.

PRICE - - 8/6



ALWAYS AHEAD WITH RADIO

—that proves our leadership

REMARKABLE !
RADIO OFFER

IMMEDIATE DELIVERY
CASH - C.O.D. - H.P. *as usual*

We are the oldest established and best known Radio-by-mail House in the Country and can supply every radio requirement. We shall be pleased to quote.



FINISHED INSTRUMENT V.3 RADIO FOR THE MILLION

World famous V.3 Set built into self-contained solid oak console (18 1/2" x 18" x 10 1/2") as illustrated, fitted with built in Moving Coil Speaker. Chassis built complete with Mullard 2 v. 8 G., detector and power valves. Large capacity H.T. and G.B. batteries, and 2 v. 30/60 L.T. accumulator fitted into cabinet. British throughout and backed by Peto-Scott. Sent home carriage paid. SEND FOR FREE ART LEAFLET.

Factory wired, aerial tested on actual broadcasts, Royalties paid
22/2
with order and 11 monthly payments of 22/2
CASH PRICE including Royalties £12 : 1 : 9

KELSEY SHORT-WAVE ADAPTOR

Add more stations to your set. Plugs direct into your battery or eliminator operated receiver. Complete with instructions. Sent C.O.D. Postage free. Pay the postman. **37/6**

Mahogany or Oak Cabinet ... 7/6
Nothing more to buy—no valves or any extras.

BABY THREE

Described last week
Author's KIT "A" exactly as specified, less valves and cabinet. CASH ONLY £1 18 2. Three valves as specified £1 7 6.

CENTURY SUPER

As described in A.W.
KIT "A" less frame aerial, valves and cabinet. CASH or C.O.D. £4 17 4, or 12 monthly payments of 8 11. Valves £3 16 0. Cabinet 15/-. Frame aerial £1.

TELSEN THREE

Detector, L.F., and Super Power. All specified parts in sealed Telsen carton. Less valves and cabinet. CASH PRICE, £1 19 8. Balance in 7 monthly payments of 5/6

5/6
with order

READI-RAD METEOR 3

Detector, L.F. and Power for short, medium and long waves. Complete kit of parts, less valves and cabinet in sealed carton. CASH PRICE, £3 15 0. Balance in 11 monthly payments of 6/11

6/11
with order

V.3 RADIO FOR THE MILLION

Screen-grid, Detector and Power. With valves, less cabinet. CASH PRICE, £5 17 6. Balance in 11 monthly payments of 10/10

10/-
with order

COSSOR EMPIRE MELODY MAKER 234

With valves and cabinet. CASH PRICE £6 15 0. with order Balance in 11 monthly payments of 12 8

OSRAM NEW MUSIC MAGNET

With valves and cabinet. CASH PRICE £10.15.0 with order Balance in 11 monthly payments of 19 8

FORMO TRIPLE-WAVE 3

Detector, L.F. and Power. With valves, chassis and switch-operated three-wave coil. CASH PRICE, £3 5 0. Balance in 11 monthly payments of 5/11

5/11
with order

ACCESSORIES

GARRARD INDUCTION GRAMOPHONE MOTOR. For A.C. Mains. Model 202. Mounted on 12-in. Nickel Motor Plate with fully automatic electric starting and stopping switch. Cash price, £2 18 6. Balance in 11 monthly payments of 5 4 only

EXIDE 120-VOLT W.H. TYPE ACCUMULATOR, in crates. Cash price, £4 13/-. Balance in 11 monthly payments of 8 6 only

NEW B.T.H. "SENIOR" PICK-UP AND TONE-ARM. Complete. Cash price, £2 5/-. Balance in 11 monthly payments of 4 2 only

ELIMINATORS

ATLAS A.C. ELIMINATOR, TYPE A.C.244. 3 tappings—S.G., detector, power. Output 120v. at 20 m/a. Cash price or C.O.D., £2 19 6. Balance in 11 monthly payments of 5 6 only

EKCO H.T. UNIT, Type A.C. 25. 3 tappings, S.G., detector and 120/150 volts, 25 m/a. A.C. mains. Cash or C.O.D. Price £3 17 6. Balance in 11 monthly payments of 7 1 only

REGENTONE H.T. ELIMINATOR for D.C. Mains, Type D.C.1. Adjustable S.G. Tapping: Detector and Power. 25 m/a. Cash Price, £1 15 1. Balance in 7 monthly payments of 4 9 only

SPEAKERS

AMPLION M.C.6 MOVING-COIL SPEAKER, permanent magnet, with output transformer. Complete. Cash Price £3 7 6. Balance in 11 monthly payments of 6 2 only

BLUE SPOT SPEAKER UNIT AND CHASSIS, TYPE 100U. Cash or C.O.D. £1 19 6. Balance in 7 monthly payments of 5 5 only

BLUE SPOT PERMANENT MAGNET MOVING-COIL SPEAKER. Complete with input transformer. Cash Price £3 15 0. Balance in 11 monthly payments of 6 11 only

B.T.H. R.K. MINOR PERMANENT MOVING-COIL SPEAKER. Capable of handling outputs up to 2 watts. Cash price, £2 10 0. Balance in 8 monthly payments of 6 4 only

CELESTION PERMANENT MAGNET MOVING-COIL SPEAKER. Type R.P.M.3 8 in. Reinforced Diaphragm. In Chassis form without input transformer. C.O.D. or Cash price, £3 10 0. Balance in 11 monthly payments of 6 5 only

NEW CELESTION TYPE J.12 SPEAKER AND CHASSIS. Incorporating the famous Celestion reinforced diaphragm. Cash price, £1 18 6. Balance in 7 monthly payments of 5 3 only

EPOCH A2 PERMANENT MAGNET MOVING-COIL SPEAKER. Fitted with multi-ratio input transformer. Cash Price, £3 3 0. Balance in 11 monthly payments of 5 9 only

CELESTION P.P.M. PERMANENT MAGNET MOVING-COIL SPEAKER with impregnated diaphragm and dual impedance input transformer. Cash or C.O.D. £2 7 6. Balance in 7 monthly payments 6 6 only

MAGNAVOX PERMANENT MAGNET MOVING-COIL SPEAKER. With 2-ratio input transformer. Cash Price, £3 3 0. Balance in 11 monthly payments of 5 9 only

ORMOND PERMANENT MAGNET MOVING-COIL CHASSIS (No. 464). With input transformer. Cash Price £3 5 0. Balance in 11 monthly payments of 5 11 only

ROLA PERMANENT MAGNET SPEAKER. Complete with input transformer. Cash price, £2 17 6. Balance in 8 monthly payments of 7 1 only

W.B. PERMANENT MAGNET MOVING-COIL SPEAKER P.M.3. Complete with 3-ratio input transformer. Cash Price, £2 12 6. Balance in 11 monthly payments of 4 10 only

1932 ETHER SEARCHER—SEE PAGE 73



77 CITY ROAD, LONDON, E.C.1. Telephone: Clerkenwell 9406-7-8-9 CO. LTD.
62 HIGH HOLBORN, LONDON, W.C.1. Telephone: Chancery 8266

SEND 3^d POSTAGE FOR NEW CATALOGUE

Please mention "Amateur Wireless" when Corresponding with Advertisers


EXPRESS ORDER FORM

TO PETO-SCOTT CO. LTD.
Please send me C.O.D., CASH/H.P.

.....
.....
.....
for which I enclose
Cash/H.P. Deposit £ s. d.
Name

A.W. 10/1/32

Colvern Coils
 specified for the
 1930 1931
 and now the
 1932



Ether
 Searcher

1 pair Colvern Coils Type KBLC	Price
ganged with 1 KGR - - - -	27/6
1 Valve Screen Type VS - - -	2/9

COLVERN LIMITED, Mawneys Road, Romford, ESSEX.

Don't Forget to Say That You Saw it in "A.W."

On Your Wavelength!

UP SHE GOES

EVER since it came into operation, Turin has been one of the big noises of Europe, though his output power has not exceeded 8.7 kilowatts, whilst the modulation has been of the order of 75 per cent. Now comes the news that Turin is going up to 10½ kilowatts and that his modulation will shortly become 100 per cent. Taking things all round, I suppose that the Italian stations are about as well heard in this country as any of the Europeans. Rome has always been a splendid and reliable transmission, Trieste frequently calls for the volume control, and Florence is strong and reliable on the wavelength that used to belong to Milan. Milan has now gone to 332 metres, where he, too, is well heard. The only country, I think, that can show a better record than Italy for reception in the British Isles is Germany. Amongst the Germans we hear Konigswusterhausen well on the long waves, and on the medium band there are no complaints about Langenberg, Frankfurt, Hamburg, Breslau, Heilsberg, Gleiwitz, Leipzig, and Nuremberg.

A WONDROUS FEAT

ONE doesn't like to say that anything in wireless is impossible, and all sorts of freaky things do happen from time to time. I must say, though, that my eyebrows went up in considerable astonishment the other day when I read in a lay paper a report that a writer of certain notes had spent the previous morning in running round the medium waveband and that in the course of his wireless trip abroad he had revelled in beautiful reception from Berlin Witzleben. Weecl! I may, of course, be unfortunate, but I seldom find Witzleben more than a reasonably strong signal even after dark, and I really don't think that I could hear anything of him at all in daylight with the biggest set that I have—and that, by the way, is no small affair. I cannot help thinking that the gifted writer had stumbled on to Sottens, who is not so very far away from Witzleben on the tuning dials. As I say, though, almost anything may happen in wireless, and I should be glad to know whether any reader has succeeded in the last couple of months or so in hearing Witzleben in daylight.

WHAT YOU CAN HEAR

TALKING of daylight reception, conditions are little short of phenomenal on the medium waveband just now, and the number of stations that you can hear (provided, of course, that they are working!) from breakfast time onwards is something astonishing. Trieste is very often there at very useful strength and Leipzig has been an absolute wonder lately. A little higher up, Heilsberg is nearly always willing to oblige. Then comes Hilversum, and not far above him Gothenburg, Breslau, Brussels No. 2, and

Strasbourg, Beromuenster, Rome, Stockholm, Langenberg, Prague, and Brussels No. 1 have all given me splendid daylight reception recently, and—wonder of wonders!—I was able to pull in Vienna at good loud-speaker strength on the morning of Christmas Day. You will find it well worth your while to take a turn round the medium band next time you have half an hour to spare during the daytime.

THE SHORT WAVES

FOR some unaccountable reason, the short waves have not been doing too well during the past week or two. There are odd nights or odd periods during which reception is pretty good, but, on the whole, it has been distinctly disappointing, in my locality at any rate. I do hope that we shall soon have a return to the conditions which prevailed in 1925-26, for then the short waves were simply miraculous. I was using in those days a three-valve S/W set, consisting of a detector and two note-magnifiers, and I used regularly to obtain loud-speaker reception of almost anything that was going. So reliable were stations then that whenever a friend dropped in for a smoke in the evening I had no hesitation in asking if he would like to hear the news bulletin from Schenectady or any other item that might be going from stations in different parts of the world. Those fine conditions will return, and it is to be hoped that they will do so this year and next, for there is sure to be tremendous interest in short-wave work owing to the erection of the B.B.C.'s new Empire station.

A STEP FORWARD

AS readers will remember, I have always pressed for the transmission of Empire news bulletins, for correspondents living in the far corners of the world have assured me, time and time again, that news from the Old Country is even more welcome than any amount of musical entertainment. You can imagine what it means to men whose latest newspaper is several weeks old to be able to flick over a switch, twiddle a knob or two, and receive red-hot news straight from London. Hitherto the wireless enthusiast living in an out-of-the-way spot has had to rely for his news mainly on American and Dutch transmissions, and naturally there is no particular British Empire coloration about it. This being so, it is good to know that from now onwards G5SW, the Chelmsford short-waver, is to send out special news bulletins three times a day. The hours of transmission are midnight, noon, and 6 p.m.; and they have been chosen so that reception of one, at any rate, of the bulletins should be possible in most parts of the Empire. The cost of these bulletins will not be more than £1,000 or £2,000 yearly, and they will be worth it over and over again.

WHEN PHONES PLAY UP

IHAVE just tracked down a mystifying trouble in a short-wave set to a rather unusual cause. I hadn't used it for some time, but it used to be a first-rate performer, with reaction control that literally was velvety smooth. As you tightened the reaction coupling the set used to glide almost imperceptibly into gentle oscillation; you had to listen hard to detect the coming of oscillation. Naturally, it was particularly good at bringing in broadcast programmes, for with a set of that kind you can work quite close up to the oscillation point and so put the set in its most sensitive condition without any risk of flopping. If a telephony carrier is heard, you can resolve it without any tuning to the silent point between squeals.

Now, when I brought this set into action again the other day it immediately misbehaved in the most shocking manner. Tightening the reaction coupling resulted in a threshold howl so appalling that one's ears literally rang for some little time after experiencing it. That the set was working up to a point was proved by the fact that carriers could be heard and that tuning to the silent point could be done. But you just couldn't obtain that desirable condition of affairs when the set is a little below the oscillation point, because either it was miles away from oscillation or it was oscillating to beat the band. Overlapping, too, was very bad, and this made matters even worse.

TRACKING IT DOWN

INSPECTION showed that the wiring of the set was in good order and the batteries gave a good account of themselves under test. Valves, then? Valve after valve was substituted for the detector, with equally poisonous results. Changing the note-magnifier (this is a two-valve set) did no good. What about the aerial and earth? The indoor aerial in use was re-wired and different earths were tried without result. Condensers, resistances, and even coils were substituted, one by one, for those in the set, but still the howl persisted. First one valve holder and then the other was changed; the L.F. transformer was tested and absolved from blame. As a last possible resource, the whole set was completely re-wired. Still it howled. Now then, what about it, reader? Not excluding the aerial and earth, every blessed component in the set was changed and every inch of wiring re-done. What's your solution, if any?

THE CAUSE OF THE TROUBLE

ICONFESS that I was completely baffled for some time, until it occurred to me that there was one thing, and just one, that I had not tested by substitution. Have you spotted

On Your Wavelength! (continued)

it yet? It was, of course, the headphones. They were a pair that had been in use for some little time and they had never previously given any trouble. They seemed to be in order when ordinary tests were applied to them, but the substitution of another pair showed that they were undoubtedly to blame, for with the second set of phones in use the set behaved as well as ever. I haven't yet had time to pull the old phones to pieces to see exactly what was wrong with them, but I do know that, having been once bitten in this way, I shall not forget to try changing the phones should similar trouble arise in another short-wave set.

WORTH REMEMBERING

BY the way, though there are few better methods of tracking down trouble than that of substituting valves and other components in a defective set, there is one very important point to bear in mind when you are conducting a search in this way for a fault that is difficult to locate. You *must* substitute only one component at a time. I have often seen people switch off the set and then change perhaps a couple of resistances, a valve, and a condenser before switching on again. If the set now works they haven't the slightest idea which of the components was responsible for this breakdown. The proper method, of course, is to switch off, to change one resistance, and try the set. If it still doesn't work, replace the old resistance, change the second, and test again. If it is still not working, replace the second resistance, change the condenser, and so on. Then if, after a particular substitution, the loud-speaker suddenly bursts into song you know exactly which of your components was to blame, and you can either consign it to the dustbin forthwith or preserve it for presentation to your worst enemy.

The same method should be employed when you are adjusting the set for selectivity or quality by varying the values of condensers, resistances, and so on. Let one thing at a time be your motto and you will know where you are.

CAR SETS

IN the U.S.A. the "automobile radio," which is American for car wireless set, is immensely popular, and I believe I am right in saying that several manufacturers fit receiving sets as a standard part of the equipment of their cars. The installing is made easy by the fact that 6-volt starting and lighting accumulators are used even on big cars over there, so that the whole battery can be brought into action for heating the filaments of 6-volt valves. High-tension is generally supplied by big dry batteries hidden away in a suitable box. In this country the car wireless set hasn't caught on to any great extent, and there are those who wonder why. I don't; do you? The plain and simple reason is that nobody

particularly wants to instal a set for bringing in talks to schools and things of that kind, which seem to be the staple fare. We certainly ought to have brighter and better afternoon programmes, particularly from the Daventry National, during the summer time. If we had these I am sure that not only the car wireless set, but also the portable, would be much more widely used than they are now.

TOO TRUE

THE beginner must find it rather difficult to keep pace with some of the more technical terms used in up-to-date wireless. For instance, I heard recently of a man who went into a radio shop and demanded one of these "very new" valves. The assistant introduced him to a selection of the latest A.C. pentodes and what not, without success, and it was only after considerable cross-examination that he found out that what his customer really wanted was a "variable-mu" valve. Well, after all, "mu" is not exactly an every-day word, and I can quite understand how anyone who had only heard talk of it might easily go a bit astray. Of course, if he had read the recent issues of *AMATEUR WIRELESS* the customer would not only have escaped this little pitfall, but would probably know at least as much about it as the assistant who served him!

HIGH-FREQUENCY VALUES

JUST now more interest is being taken in high-frequency working than in any other side of wireless. There are umpteen short-wave programmes broadcast every day between 15 and 60 metres, to say nothing of the future prospects of "local" broadcasting on 7 metres or less. Still further in the offing, so to speak, one hears of experiments being carried out on wavelengths measured in centimetres, though these are hardly likely to concern the ordinary listener for a long while to come. One of

BATTERY CONNECTIONS

It is much better to have proper wander plugs on the ends of battery leads rather than to plug these in the



sockets with match ends: See that there is a good contact between the wander-plug fixing and the wire.

the amazing features about ultra-short-wave working is the way in which such things as resistance, inductance, and capacity seem to lose their identity and get merged together. An electrical power engineer, for instance, never has to consider the capacity of an inductance coil or the inductance of a resistance. He knows exactly where he is in these matters.

A BIT MIXED

WHEN handling ultra-high frequencies the expert uses circuits "tuned" simply and solely by the inductance of two straight pieces of wire and the capacity across or between them. He calls it a Lecher circuit, but that is all it amounts to. Of course, even on the broadcast wavelengths we know that there can be quite a lot of undesirable capacity across even small bits of wire; for instance, the capacity coupling between the grid and filament and plate inside a valve. One must either use a screen-grid valve or a neutrodyne circuit to get rid of this spot of trouble, or else suffer the consequences. And the real short-wave merchant knows only too well that when it comes to using an inductance coil—unless the windings are very generously spaced apart—it is just as likely to act as a capacity and "short" the signals from top to bottom as it is to behave itself properly and in accordance with the older text-books.

RATHER INTERESTING

NOT long ago I wrote an article on the subject of earth connections, the theme of which was that thousands of people were obtaining indifferent results from their sets simply and solely because their earth connections were faulty. In it I recommended readers to spend the next fine afternoon in making investigations, pointing out that to be really good an outdoor earth must be planted well below the light upper soil, and if possible right down in clay. Many people seem to have taken my words of wisdom to heart, for I have since received scores of letters thanking me for having given this advice. Writer after writer says something like this: "My earth plate (or earth tube) was about 2½ ft. down. Last Saturday I dug down to it and found, as you suggested, that it was buried in gravelly (or chalky) soil. I made the hole deeper and came on clay. Now my wireless set is a different thing altogether." The improvement noticed concerns signal strength, range, selectivity, and very often quality (since less reaction is required). With mains sets a bad earth often leads to hum, and the improvement made by providing a first-rate earth is astonishing. If you are not satisfied with your results—particularly if a friend obtains far better reception with a similar set—suspect your earth and take a little healthy exercise with a spade. It is really worth while.

THERMION.



READ ABOUT OUR 2nd SPECIAL NUMBER PUBLISHED NEXT THURSDAY, JAN. 21st

We want you to be aware of what "Amateur Wireless" is doing next week in one of the most important issues that has yet been prepared. It will be a big issue, containing many practical and delightful features. We spare ourselves space on this page to mention just three of them, and it must be emphasised that every page of next week's number has been written and presented in such a way as best to please you and meet your definite needs.

THE EDITOR.

"THE 1932 ETHER SEARCHER"

We continue our explanation of the "THE BEST THREE YET," and complete the details of its extremely simple construction. Every builder of this set will welcome the CONSTRUCTOR'S PICTORIAL GUIDE, a drawing easy of understanding and making clear at a glance the whole arrangement of the set, thus considerably assisting the constructor in assembling his components.

...

A SCORE OF LOUD-SPEAKER HINTS AND TIPS

This is a FULLY ILLUSTRATED FEATURE of an extremely attractive nature—practical, interesting and suggestive. It has been written by various members of the staff with the sole idea of helping the reader to IMPROVE HIS LOUD-SPEAKER RESULTS. For this feature only next week's issue of "Amateur Wireless" will be worth your while and worth your threepence.

A SPECIAL 12-PAGE SUPPLEMENT

Our third feature is in the nature of a novelty. The idea, if not unique in itself, will be new to readers of "Amateur Wireless," and the manner in which it is carried out will, I think, compel their appreciation. We are including in the issue a 12-PAGE SUPPLEMENT which in itself is a COMPLETE GUIDE TO AMATEUR SHORT-WAVE RECEPTION—not a "talkie-talkie" effusion, but a serious although popularly written treatise in "A.W."s own vein, showing the reader how to equip himself for SHORT-WAVE LISTENING and thereby very considerably extend both his pleasure and his interest.

There are surprises in this supplement. It contains, for one thing, THE MOST UP-TO-DATE AND TRUSTWORTHY LIST OF SHORT-WAVE TRANSMISSIONS that has yet been published. It will give you a number of SHORT-WAVE PRACTICALITIES in the form of hints and tips. It will show you how to make

simple short-wave sets, and, in particular, will explain how to convert and adapt your existing ordinary set for short-wave listening. Mr. W. James contributes to this supplement the "JAMES' SHORT-WAVE SUPER," for which we know a very large audience is waiting.

A WORD TO THE WISE!

Such a number as this, advertised throughout the length and breadth of Great Britain, will simply go out of print in a few hours. Will you see to it, please, that your copy is ordered in advance?



THE HOW AND WHY OF TUNING—XVIII

MAKING AND USING A SIMPLE WAVETRAP

As our contributor "Hotspot" points out in this article in his series on the "How and Why of Tuning," there are still uses for a simple wavetrapp in modern two- and three-valve sets

WHEN the aerial circuit is unselective the two regional stations are likely to interfere with each other, particularly in two- and three-valvers where the aerial tuning is the only tuning—when the first valve is the detector.

If the most that is demanded in selectivity is the ability of the tuning to separate the two regional stations, a wavetrapp will serve very well. There is much to be said in favour of the wavetrapp for such a simple selectivity requirement, but on the other hand there is a great deal of nonsense still talked of the miraculous powers of the wavetrapp.

In general, it may be said that a wavetrapp will not appreciably increase the overall selectivity of a tuning circuit, but it will confer a measure of special selectivity with respect to one particular station.

For listeners living very close to a regional broadcasting centre, and using simple sets for the reception of only the local alternative programmes, the usual

condenser circuit in series with the aerial lead reject only the unwanted signal—it will reject signals on adjacent wavelengths as well. So if you were using an unselective set in, say, London, and a wavetrapp were inserted in the aerial lead, it is most unlikely that you would then be able to receive clear of London Regional such stations as Mühlacker and Strasbourg, for these wavelength neighbours of the London station—assuming, of course, that the trap were tuned to the London station's wavelength.

Trap Limitations

But the trap, if well made, would certainly enable Midland Regional to be heard clear of London Regional, and there would be no interference between the two London stations.

It is just as well to dispel any illusions about the powers of the wavetrapp, since some of these devices are advertised in a

way that is sheer exploitation. Subject to well-known limitations there is everything to recommend the wavetrapp—but you must know those limitations or be greatly disappointed.

The Fig. 1A circuit is as effective as any other circuit for a wavetrapp, but it has the disadvantage of upsetting all the tuning points on the dial of the set. A very good modification is shown by Fig. 1B, where the coil is tapped so that

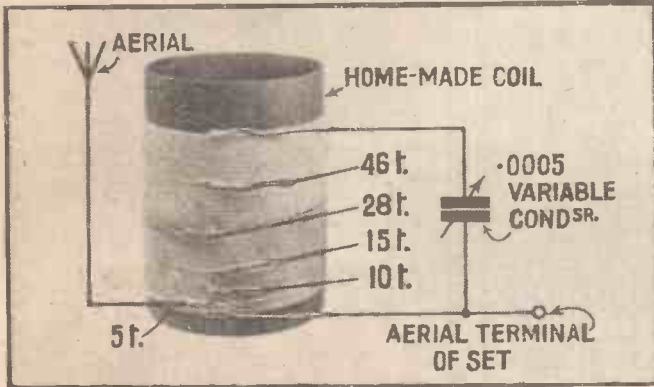


Fig. 3. Showing how the tapped coil is connected in series with the aerial and the aerial terminal of the set.

advice is to decrease the strength of all incoming signals by the use of a series aerial condenser, and then with the aid of reaction increase the strength of the wanted station. Such advice can be carried too far, and then, due to the lowering of the resistance of the tuning coil by the excessive application of reaction, quality of reproduction suffers from mutilation of the high notes.

A simple wavetrapp will enable the unwanted signal to be cut down without so much loss of strength on the wanted signal, and consequently without so much application of reaction. The simplest form of wavetrapp is shown by the circuit of Fig. 1. It consists of a coil and variable condenser in series with the aerial lead and the aerial terminal of the set. If this is tuned very accurately to the wavelength of the unwanted station it will offer a much greater impedance to the unwanted signal than to any other signal.

Unfortunately, it is not possible, under working conditions, to make the coil and

the trap circuit is auto-coupled to the aerial-tuning circuit, and has very little effect on the tuning of the set. The amount of the trap coil tapped into the aerial circuit will determine how much the set's tuning is affected.

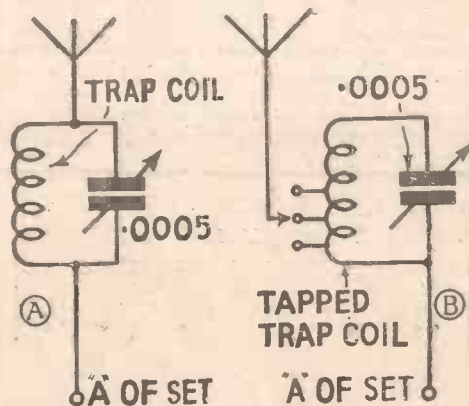


Fig. 1. At A is shown the simplest possible trap circuit, and at B a more suitable trap for modern conditions

For use, say, 15 miles from a regional station only a few turns need be included in the aerial circuit, say 5 to 10 turns. Then the tuning of the set will hardly be affected at all by the trap adjustment. Very close to a regional centre it is necessary to move the tap higher up the coil, including probably as much as half the coil of the wavetrapp in the aerial circuit.

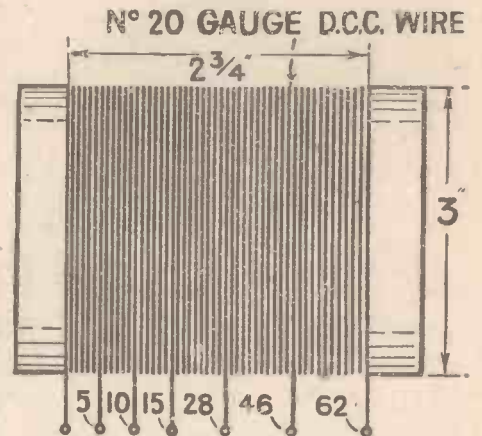


Fig. 2. Winding details for the trap coil

Fig. 2 gives all the necessary winding details for a wavetrapp conforming to B.B.C. specifications. On a 3-inch diameter coil former wind 62 turns of No. 20 gauge double-cotton-covered wire, making taps at the 5th, 10th, 15th, 28th, and 46th turns from the start.

I wound such a coil on a paxolin former, and used just under a quarter of a pound reel of the wire. The taps I made by twisting the wire back on itself as the turn numbers reached the above-mentioned points. These taps were subsequently bared, and contact made with the required tap by means of a crocodile clip on the end of a piece of flex.

The coil should, if possible, be tuned by means of an air-spaced variable condenser, as it is important to keep down the losses if really sharp trap tuning is wanted. See pictorial diagram at Fig. 3.

Connected to a fairly unselective three-valve set, this trap worked extremely well, enabling Midland Regional to be heard quite clear of the London Regional's programme, and without any loss of signal strength. It was found that the best way to eliminate the unwanted station was first to tune to it on the set with the trap out of circuit and then, having switched in the trap, to tune the trap condenser very slowly until at one particular spot the unwanted station almost entirely disappeared.

For this test of the specified wavetrapp I used the 5th-turn tap, and with this I found that the tuning of the set was in no way affected. Later I tried the effect of a

(Continued on page 96)



"In my opinion the H.M.V. three-valver is one of the most outstanding triumphs of the British radio industry."

WITH the above words "Set Tester" concludes the review in the December 26th issue of "Amateur Wireless" of a receiver that is already making 1932 radio history — the "His Master's Voice" Model 435 three-valve all-mains radio set with self-contained moving-coil loudspeaker.

ARE YOU CURIOUS?

Here are a few answers to questions you might ask about this wonder receiver—

QUESTION. What is this Instrument?

ANSWER. A straight radio-set which can reproduce records electrically by connecting a pick-up or record player such as the "H.M.V." models 11, 116 or 117.

QUESTION. What valves are used in this set?

ANSWER. In the A.C. — MS4B; MH4; MPT4; U10. In the D.C. — DSB25; DH25; DPT25.

QUESTION. On what voltages will this instrument operate?

ANSWER. Separate models are made for A.C. or D.C. The A.C. voltage range is: — 95-164. 190-260 volts. 50-100 cycles. D.C. model—190-250 volts.

QUESTION. Are there any batteries used in the 435?

ANSWER. None at all; the instrument is completely mains operated.

QUESTION. Is this set easy to tune?

ANSWER. One dial tuning is employed and the scales calibrated in wave-lengths.

QUESTION. Does that mean there is more than one scale?

ANSWER. Yes; this instrument has an ingenious feature whereby the switch that changes the wavelength ranges automatically presents new scales reading as follows: "Medium Wave," "Long Wave," "Gramophone" and "Off."

QUESTION. Are the wavelengths easy to read?

ANSWER. Very: the pointer moves horizontally, and the dials are illuminated by concealed lighting.

QUESTION. Is it possible to control the volume of the output from the radio?

ANSWER. One volume control is conveniently situated on the front of the instrument and enables either radio or gramophone music to be regulated with a fine degree of accuracy.

QUESTION. How does the quality of reproduction from this set compare with other radio-receivers?

ANSWER. By reason of the special band-pass tuning circuits whereby distortion during tuning of radio signals is eliminated, extremely good reproduction is obtained.

QUESTION. Is it necessary to attach a loud-speaker to the set?

ANSWER. A permanent magnet moving coil loud-speaker is built in the cabinet of the instrument.

QUESTION. Is it possible to receive any signals without an aerial?

ANSWER. A mains aerial device is fitted to the A.C. instrument which enables the principal Continental stations to be received without the necessity of erecting an aerial. In the case of the D.C. model similar results may be obtained by a few feet of flex run round the picture rail.

QUESTION. Can this set be taken from room to room without difficulty?

ANSWER. As it is a self-contained unit there is no reason why the receiver should not be taken from one room to another as desired.

QUESTION. What is the arrangement of the valves in the 435?

ANSWER. There is a screened-grid high frequency stage, a detector valve employing power grid rectification which is coupled to a super-power pentode by a 7 to 1 transformer of special design.

QUESTION. What is the output of the receiver?

ANSWER. 1½ watts undistorted, which is ample volume for the average room.

QUESTION. What are the wave-lengths ranges of this set?

ANSWER. 220-550 metres; 800-2200 metres.

QUESTION. Can extra loud-speakers be operated by the 435?

ANSWER. Up to two moving coil loud-speakers of low resistance type may be connected to this receiver—for instance, the "H.M.V." models L.S. 5 or L.S. 7.

QUESTION. What type of cabinet is the radio-set housed in?

ANSWER. An arched walnut cabinet of pleasing design.

QUESTION. What is the price of the "His Master's Voice" Model 435?

ANSWER. Cash Price 22 guineas, or 46/2 down and 12 monthly payments of 37/3.

THE FIRST WIRELESS SET TO QUALIFY FOR THE WORLD'S MOST FAMOUS TRADE MARK

His Master's Voice



The Gramophone Co. Ltd., London, W.1.

You will Help Yourself and Help Us By Mentioning "A.W." to Advertisers



This is a reproduction of an SOS form as it is handed to the announcer for broadcasting.

SOS!

Night after night with unfailing regularity the familiar SOS appeal is made before the news bulletin is issued. In the January issue of WIRELESS MAGAZINE, now on sale, an authoritative article deals with the methods of handling SOS appeals at B.B.C. stations, together with full particulars of the methods of collecting world news for the bulletins. Get your copy to-day; don't miss this really exclusive feature.

To ANNOUNCER
CONTROL ROOM
TELEPHONE SWITCHBOARD

S.O.S.

To be Broadcast.

Time... 9 P.M.
Date... 31st September, 1931.

WILL GEORGE PERCIVAL COX, a leather worker, last heard of in Warwickshire about five years ago, go at once to the Hospital, where his mother Mrs. Elizabeth Cox, is dangerously ill.

Sent in by... Edwin James Cox, Waterside Terrace, Mundeley.

Confirmed by... Mr. John Smith, Mundeley SO536.

B.B.C. 123

TO BE RETURNED TO TALKS News Dept.



WIRELESS MAGAZINE

OTHER SPLENDID ARTICLES IN THE JANUARY ISSUE

16-page "World-wide Reception" Supplement
Three More Sets for You to Build —
The New Economy Two (Costs only 65/-);
The Ether Rover, and the 1932 Super 60
The B.B.C. in 1931

British Television —
What is Being Done, by H. J. Barton Chapple
Future Possibilities, Alan Hunter
New Ideas in Tuning, by P. K. Turner, M.I.E.E.
Is Valve Progress on the Wrong Lines?

This "Featherweight" Question—Light Weighting for Pick-ups Discussed

ON SALE TO-DAY OF ALL BOOKSTALLS. PRICE 1/-

Have a 1932 Speaker for a 1932 Set!



22/6

A good Set deserves a good Speaker!

CHOOSE FROM THESE THREE LISSEN

LOUD SPEAKERS THE ONE THAT SUITS YOUR POCKET

The quality of reproduction you can get from any set can only be as good as the loud-speaker you buy to handle its output. It is no good building a 1932 Ether Searcher and expecting it to give you true bass through a 1925 loud-speaker. The power and purity of the output you are getting deserves one of the new Lissen range of loud-speakers—the finest moderate-priced loud-speakers you can buy to-day. Ask your radio dealer to let you hear them in comparison with anything he has in stock even at more than double the price! Your ear will choose Lissen every time.

15/6



LISSEN NEW TYPE CABINET SPEAKER

In solid oak cabinet, naturally hand-polished. Distinctively simple in design, beautifully finished. In tone this speaker compares with anything you have ever heard—bass deep but not predominant, upper register brilliant, voice soft and natural, volume anything from a whisper to a great degree of loudness according to your set. The greatest value in Cabinet Speakers ever offered. Price **22/6**

NEW LISSEN PLAQUE LOUDSPEAKER

For those who like the plaque design, here is a very handsome speaker to stand on a table or hang on the picture rail. It incorporates the new Lissen Cone Unit and gives fine full loud-speaker volume. With Metal Frame and two-colour spray finish. Price **13/6**

In Black Moulded Bakelite finished silver. Price **15/-**

13/6



LISSEN

1932 SPEAKERS

LISSEN LIMITED, Worples Road, Isleworth, Middlesex

Mention of "Amateur Wireless" to Advertisers will Ensure Prompt Attention

GETTING RESULTS on the LONG WAVES



"Break through" is a common trouble in some sets when receiving on the long waves. It means that medium-wave stations interfere with long-wave reception at the bottom of the scale. Simple means of preventing this are described by J. H. REYNER, B.Sc., A.M.I.E.E.

ONE of the most prevalent troubles with the modern simple set is the break-through of medium-wave stations at the bottom of the long-wave scale. It is no uncommon thing to find the first thirty or forty degrees of the long-wave range completely useless for reception if a local transmitter is operating on some wavelength between 250 and 500 metres.

Such a state of affairs naturally seriously restricts the tuning range of the long-wave coil and may prevent several good foreign stations from being satisfactorily received. The severity of the disturbance depends to some extent upon the distance from the local transmitting station.

The trouble arises from a tuning action in the aerial circuit itself. It is not due to any defect in the long-wave coil itself, although certain types of winding tend to accentuate the trouble. The root of the matter, however, is to be found in the aerial circuit.

Couplings

Fig. 1 illustrates a typical coupled aerial circuit. We choose the coupling winding to give us the best average signal strength over the whole tuning range. There is a certain step-up action so that the voltage applied to the grid of the valve is more than that received on the aerial, by a considerable amount.

Leaving out of consideration any question of short-wave break-through, it is possible to decide the best number of turns on the coupling winding or the best tapping

if one is using an auto-coupled arrangement. This usually corresponds to a tapping between one quarter and one third of the way up the coil. Such an arrangement gives the best general performance over the whole scale, and for the ordinary broadcast band of 250 to 500 metres, this is quite satisfactory.

When we come to the long-wave band, however, we strike this snag of break-through. If we have a tapping about one-third of the way up the coil, the inductance of the aerial winding will be of the order of 300 or 400 microhenries. This tunes with the aerial capacity, which is shown dotted in Fig. 1, to a wavelength within the 250 to 500 metre band. Owing to the fact that

within this band, a signal of considerable strength will be picked up.

The voltage so developed will be stepped-up by the transformer action giving us still more voltage across the secondary. Although the secondary circuit is not tuned to this interference the primary circuit is more or less tuned, and the result is the break-

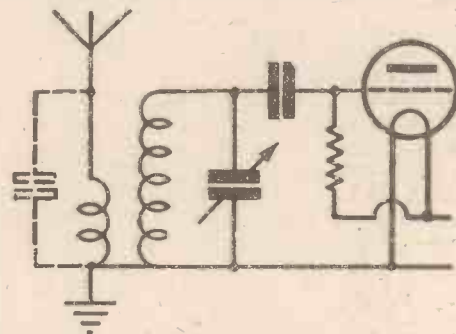



Fig. 1. A typical coupled aerial circuit in which a voltage step-up is obtained

the aerial has a relatively high resistance, the tune is somewhat broad, and if there is a powerful station operating anywhere



38 S.W.G. enamelled wire

Fig. 2. Winding details of a simple choke which is effective in many cases in preventing "break through"

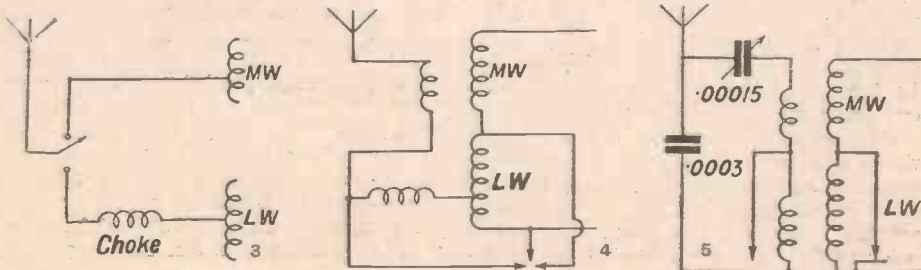
through which causes the trouble, and which may spread over quite an appreciable portion of the long-wave scale. Actually, the tune of the secondary influences the primary, so that as the tuning condenser is increased, the effect is minimised and the interference finally disappears.

Stopping "Break-Through"

If we are using a coil which gives us this interference, therefore, the only remedy is to rearrange the aerial circuit in some manner such that it does not tune within the broadcast band, and is, therefore, not liable to be affected by the local transmitter. The simplest way of doing this is to increase the number of turns on the aerial winding, at the same time moving the coil rather farther away from the secondary so that the effective coupling between the primary and secondary will remain about the same.

If we want to transfer energy from one circuit to another we can do it either by having a few turns very close to the second-

(Continued on next page)



Figs. 3 and 4. Two methods of using an additional choke coil. Fig. 5. Aerial connection through a variable condenser of .00015-microfarad maximum capacity

For the Newcomer to Wireless: SERIES AND PARALLEL

I AM always seeing the terms series and parallel used in wireless articles but I am not quite sure that I understand quite what they mean.

Well, really there is very much the same difference in one way as between a pair of horses and a tandem. Things connected in parallel are yoked side by side whilst those in series are arranged so that the head, so to speak, of the first is connected to the tail of the second. Let us take cells first of all.

How are they connected in parallel?

If we join the positive of one cell to the positive of the other and negative to negative then the two are in parallel. Suppose that we use two cells joined up in this way to heat the filament of a lamp the voltage will be the same as that of one cell alone, but the service life will be greatly increased since each cell is called upon to supply only half the current consumed. Is that clear?

Yes, and what about series?

Instead of connecting the cells as before we join the positive of the first to the negative of the second. This leaves one unoccupied terminal of each cell, the negative of the first and the positive of the second. The voltage of the two cells arranged in this way is

exactly double that of one cell alone or of two cells in parallel. In wireless little use is made of parallel wiring for cells, but you see series wiring both in the accumulator and in the high-tension battery. In both cases we want a bigger E.M.F. than one cell can supply and we build it up by connecting the required number of cells in series.

Can't condensers be connected also in series or in parallel?

Yes. The principle is just the same. Here are two fixed condensers. I will mark the terminals of the first A and B in pencil and those of the second C and D. Supposing that we connect A to C and B to D the condensers are in parallel.

What is the result?

The total capacity produced by the arrangement is that of the first added to that of the second. Actually, each condenser has a capacity of .0003-microfarad. The total capacity now is .0006-microfarad.

How are they placed in series?

Simply by connecting terminal B to terminal C.

And the result?

The capacity between the unoccupied terminals A and D is now much less than that of either condenser alone. As a matter of fact, if the capacity of

the two condensers is equal the total capacity of the two in series is just half that of either. With condensers, you see, series wiring reduces the capacity and parallel wiring increases it.

Does the same hold true of resistances?

No, exactly the opposite is the case. Wire two resistances in series and the total resistance is that of one plus that of the other. Put them in parallel and you effect a reduction.

You can wire a condenser in series or in parallel with a coil, can't you?

Certainly you can. In the majority of the tuned circuits that we use the two are in parallel, that is to say, one terminal of the condenser is wired to what we may call the top of the coil and the other to the bottom and the circuit is tuned by varying the capacity. Sometimes, though, in the aerial circuit we place the tuning condenser in series with the coil. In this case we connect the aerial to one terminal of the variable condenser and the top of the coil to its other terminal. The bottom of the coil goes to earth. Varying the capacity again tunes the coil, but we find that a much bigger coil is needed for a given waveband with the condenser in this position than when it is in parallel.

"GETTING GOOD RESULTS ON THE LONG WAVES"

(Continued from preceding page)

dary or by having a larger number of turns situated a greater distance away. In our case the second alternative is preferable because the larger number of turns necessarily means that the inductance of the aerial winding is increased and if we continue this to a point where the tune of the aerial circuit is outside the broadcast band, then the interference which we have just been discussing is obviated.

Lack of Selectivity

It should be noted that increasing the number of turns is not satisfactory by itself, because this would make the long-wave tuning very unselective. If the aerial turns are increased, the winding should be placed farther away in order to reduce the coupling to the same order as before.

If it is not practicable to increase the number of turns on the aerial winding in the manner just described, there are one or two alternative means which can be used. One other method of combating the trouble is to place an extra inductance in series with the aerial. This coil should have an inductance of 500 or 600 microhenries and may be a simple hank-wound or slot-wound coil. Fig. 2 gives details of a simple choke which is effective in many cases. This is easily wound upon a cardboard or paxolin former. It should be kept several inches away from the tuning coil.

A disadvantage of this method is that the choke must be switched out of circuit

when going back to the broadcast band. Otherwise the signal strength on broadcast reception is appreciably reduced. This is because of the tune of the aerial circuit is thrown completely out of the broadcast band, which is what we want for long-wave reception, but is no good for reception on the broadcast band itself.

It is accepted to-day, however, that the same aerial winding must not be used on both wavebands, so that some form of switching is usually employed either to change over the aerial tapping altogether from the long- to the short-wave sections, or to short-circuit the long-wave section when receiving on the broadcast band. In either of these arrangements an extra choke coil may be incorporated as shown in Figs. 3 and 4, such that the choke is not in series on the short-wave band.

Commercial Practice

Another method used in the Telsen coil is to connect a condenser across the aerial and earth. This, of course, has the effect of altering the tune of the aerial circuit, and if the value of the condenser is correctly chosen it is found that the performance on the broadcast band is not seriously affected. In the case of the Telsen coil a .0003-condenser is used across the aerial and earth, but the aerial winding is connected through a variable condenser of .00015 capacity, as shown in Fig. 5, so that the effective shunting action of the aerial winding is somewhat reduced. This particular method is very effective under the conditions prevailing with the Telsen coil, and should be capable of application with a little experiment to other types of coil.

"MAKING AND USING A SIMPLE WAVETRAP"

(Continued from page 90)

pre-set type of variable condenser across the trap coil, but this did not work nearly so well, as the elimination point was not sharply defined. The local was certainly eliminated, but so were several stations on each side of it.

Leading Dimensions

For those who cannot obtain a 3-inch coil former it will be useful to detail the windings for other sizes. With a 2½-inch diameter former use 68 turns of 24-gauge wire, making taps at the 6th, 12th, 18th, 29th, and 47th turns. With a 3½-inch diameter former use 54 turns of No. 20 gauge wire, making taps at the 4th, 8th, 13th, 23rd, and 39th.

The wavelength of the coil shown by Fig. 2 is approximately from 125 to 604 metres, with a parallel .0005 variable condenser of fairly low minimum. The two alternative coils cover much the same band of wavelengths, and are therefore suitable for the elimination of any one of the B.B.C. stations.

I cannot recommend the use of two wave-traps to cut out two unwanted stations. This can be done, but the expense involved in doing it properly is more than the expense of re-designing the set's tuning, and not really so satisfactory.

But with one trap, such as that described, very unselective sets can be given a new lease of life.

HOTSPOT.

Next week.—Selectivity with a simple Hartley tuning coil.



IN MY WIRELESS DEN

Weekly Hints —
CONSTRUCTIONAL & THEORETICAL
BY
W. JAMES

Making Valves Howl

IN compact sets, in which the speaker is not far from the valves, there is always a chance that noises will be produced owing to sound waves or vibration reaching the valves.

The detector valve is usually the most troublesome. If it is slightly faulty, so slightly that nothing would be noticed in a set not built with the loud-speaker inside it, the chances are that noises will be heard.

Screen-grid valves, too, are likely to be troublesome, although most types are so strongly made that no trouble is ever experienced. If you should be bothered with noises or ringing, look to the screen-grid valve as well as the detector, for the fault may be traced to either stage.

I have pointed out on other occasions that with some tuning condensers the trouble is experienced. Designers are aware of this difficulty and now so secure the plates and arrange them that the chance of the trouble occurring is remote. Vibration of the plates has not been suspected in many cases until valves and other parts have been changed in an endeavour to trace the fault.

These Indoor Aerials

The remark is sometimes passed that a few feet of wire fastened to a picture rail is a better collector than a frame aerial. Tests show that this is not true.

A good frame aerial for the medium waves may be much better than a combination of a modern aerial coil, with its relatively high losses, and a short wire. Reaction may be applied to the aerial circuit and will help matters. But in many cases the reaction is applied to the detector circuit and between it and the aerial is a screen-grid stage.

In super-heterodyne receivers, which do not have reaction applied to the aerial circuit, the effectiveness of the aerial circuit is of first importance. A good frame is usually found to be better than a poor indoor aerial and tuning coil. When a decent aerial is used the strength is often greater. The combination of a band-pass tuner and an outdoor aerial is, of course, very good and has been used in recent sets of this type. When an indoor aerial must be used, see that the wire does not lie too close to the walls.

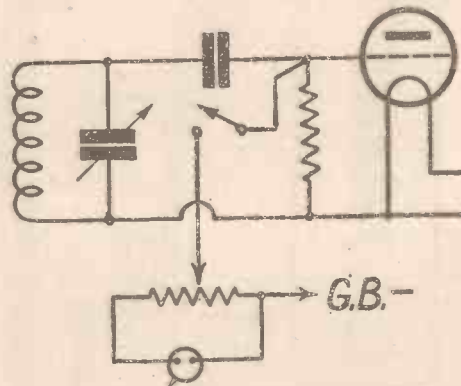
Good Pick-up Connections

There are several ways of connecting a gramophone pick-up to the detector valve of a set. Sometimes a switch is used to break the grid circuit and to connect the

pick-up in place of the grid condenser and leak.

Another method, which is not so good, is to connect the pick-up across the grid leak itself, no switch being used. The pick-up is, of course, disconnected during the reception of wireless.

A further method, which is simple and effective, is shown in the diagram. One side of the pick-up is connected to the grid-bias battery and the other side of the pick-up, or potentiometer, when one is used, is taken to the grid circuit. A switch can be used to make or break the connection at the grid end and one is shown in the diagram.



This arrangement of the gramophone pick-up connections is described in the accompanying paragraph

The wire joining the switch and the grid circuit should be as short as possible. In mains sets a long wire here may introduce hum and sometimes the wire is shielded.

Some Screen Facts

Coil screens, if properly designed, do not add appreciably to the losses of the circuit. They are usually of aluminium, although copper is sometimes used.

The cover is spun or drawn and fits over a base. The fit must be a good electrical one. That is, the two parts must be in good electrical contact all round the surface of the lid. Trouble is likely to be the result of a poor contact. For one thing, the shielding effect may not be sufficient to avoid instability and, secondly, the inductance of the coil may be thrown out a little.

With poor screening the amplification may be much lower than the maximum that would be possible with good shielding. Sometimes the contact is not good because the surfaces are not clean. They should, of course, be quite free from varnish or any covering that might be applied to the

outer surface for the purpose of preserving the appearance. A good contact must be obtained and so the surfaces ought to be cleaned. Sometimes the pot is slightly too large for the base, and then the results will probably not be satisfactory.

Too Efficient!

When highly efficient valves are used in the detector and output stages and the coupling is a transformer, there is always a chance of instability occurring unless precautions are taken. A whistle may, for example, be heard or the more usual form of self oscillation known as motor-boating may occur.

If the transformer is well decoupled, by connecting a resistance between the high-tension and the primary coil of the transformer and a condenser is joined between earth and the H.T. end of the primary, the motor-boating may vanish.

But there may still be a tendency for the whistle to occur. If the whistle is not actually heard, there may be emphasis of the notes of about a certain frequency. This is to be avoided by connecting a grid leak across the secondary of the transformer. A value of from 100,000 ohms to .5 megohm is often used.

Sometimes a condenser joined across the secondary helps matters, particularly when a pentode output valve is used. This condenser should not have a large capacity, about .00005 microfarad is often suitable.

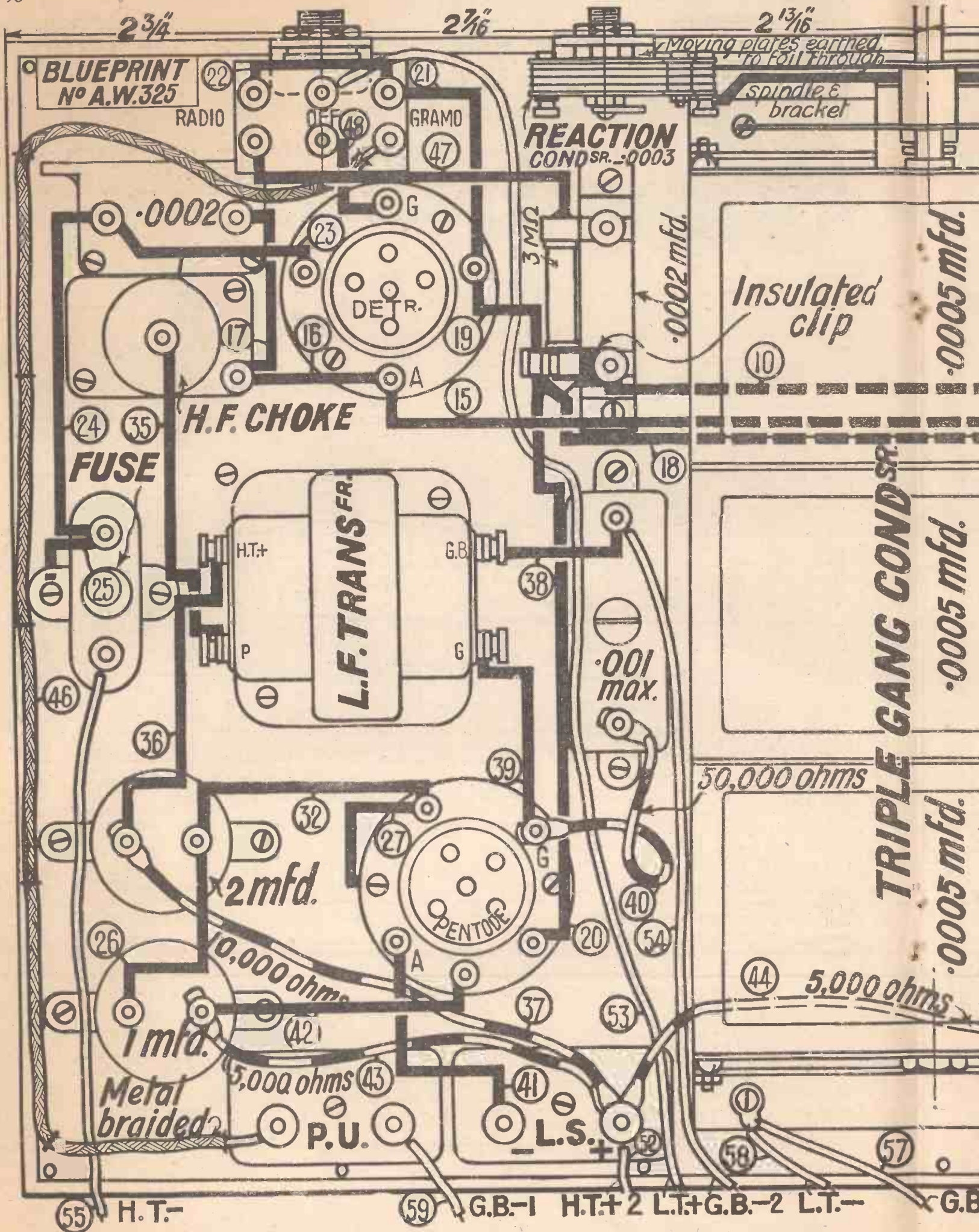
"Anchoring" a Super-het

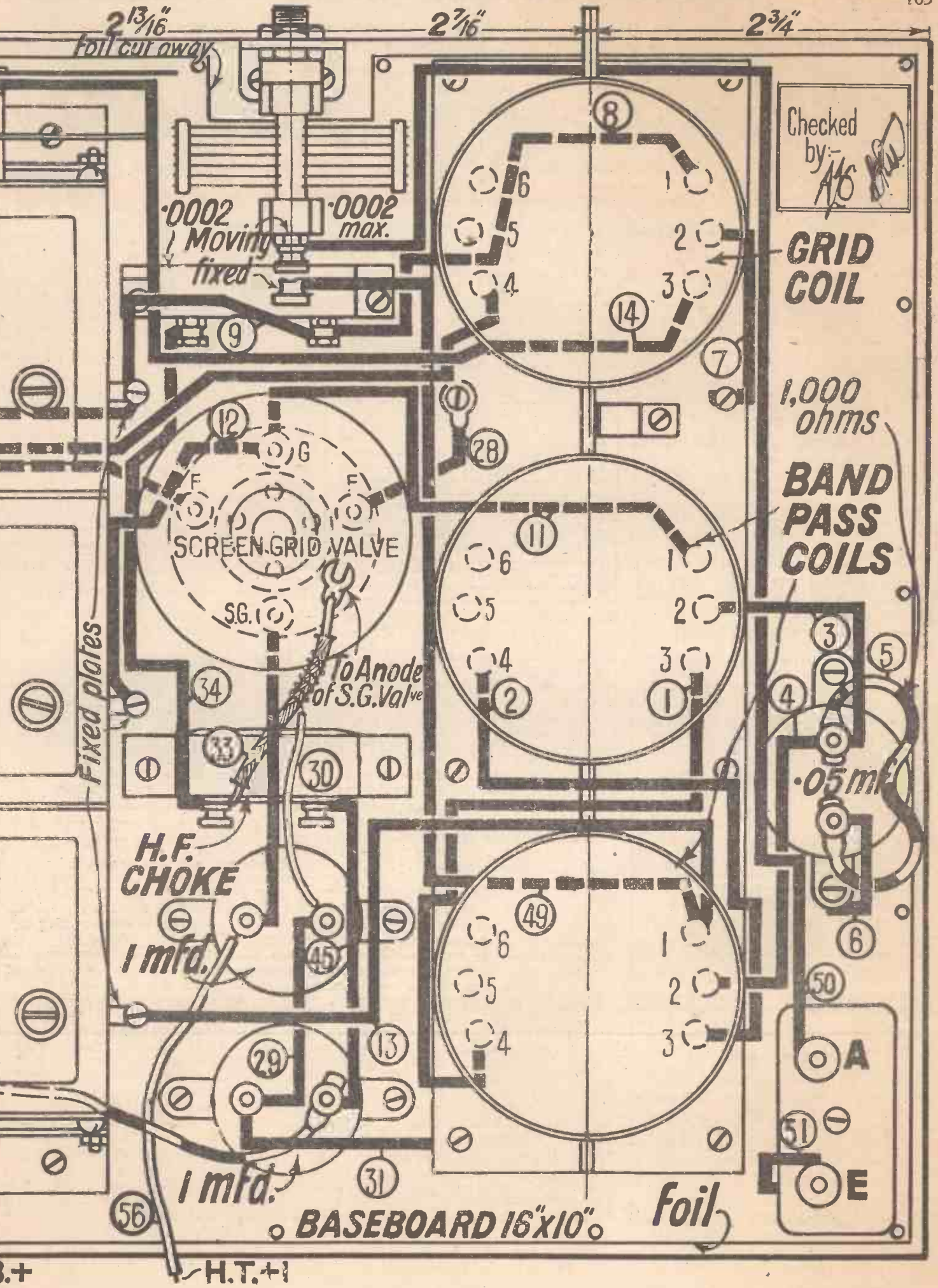
When testing a super-heterodyne set the other day it was noticed that the results could be affected considerably by changing the connection of the earth to the set.

The receiver had a number of metal-covered parts fitted upon a chassis of aluminium and if the earth wire was connected first to one of the metal covers and then to another metal part, a difference in the stability and the results generally was noticed. Eventually it was discovered that the best results were obtained when the earth was joined to one particular point.

This experimental set was arranged to provide as much magnification as possible, but this peculiarity was enough to show that the design was not right. It goes to show as I have often said, that the earthing of a set is a matter of some importance. Good results will rarely be obtained by wiring all the earth points together and then taking the earth wire to the nearest point at the back of the baseboard.

THE "1932 ETHER SEARCHER" — THE BEST "THREE"





IN a special announcement on page 49 of last week's issue, the "1932 Ether Searcher" was introduced and brief reasons were given for its *raison d'être*.

Readers who are using old sets will not need to be forcibly reminded of the necessity for something new to cope with modern ether conditions. Reception on practically every type of set during the past six months has proved that the chaotic condition of European wavelength schemes is calling for ultra-selective sets.

It does not matter whether you want to listen to the local stations or reach out for the Continental broadcasts. Both local and long-distance listeners are affected alike by present wavelength bothers. Owing to the enormous power of certain foreign transmitters, even sets for "quality" local reception must have ample inherent selectivity, for otherwise Continental stations will constantly heterodyne B.B.C. stations, and in order to eliminate the whistle one must resort to a high-note cut-off.


A Present-day Need

For long-distance sets it is obvious that striking selectivity is a vital need, so that one can cut through the more powerful transmissions and find a weaker distant station.

To realise how foreign-station conditions are calling for selectivity is one thing. To get that selectivity is quite a different matter. Another fact is that a very sharply tuned set is difficult to design without causing a cut off and probably actual distortion when the selectivity factor of only one or two tuned circuits is brought to the highest degree. That is another reason why we need modern sets.

Band-pass Tuning

Devices have been produced for getting selectivity on simple circuits. Wavetraps and straight filters are used by many owners of old sets who want to bring the tuning reasonably up to date without scrapping the set itself. Some of these are not worth the complications they introduce. Where they do work and where they produce useful selectivity, they may affect the tone.



This rear view of the "1932 Ether Searcher" shows the detector and low-frequency side. The compactness of the layout is obvious.

A NEW MASTERPIECE OF THE 'A.W.' TECHNICAL STAFF. FIRST DETAILS OF THIS REMARKABLE SET WERE GIVEN IN A SPECIAL ANNOUNCEMENT IN LAST WEEK'S ISSUE.

To anybody who wants high-quality reception, this is a retrograde step, for it means that practically every station will be affected by the selectivity of the circuit, whereas if the circuit were, not quite so selective at least two or three stations could be obtained without heterodyning and without high-note loss or distortion.

Technical experts are generally agreed that in modern sets the two effective ways of getting good selectivity are by the super-het principle and by band-passing. The new "Ether Searcher" incorporates band-pass tuning of special type.

It does not follow that because any ordinary set has band-pass tuning it is remarkably selective. A poorly designed band-pass set is extremely difficult to work and may affect the tone just as much as any other form of filter.

The AMATEUR WIRELESS Technical Staff worked for months trying out various band-pass filters and testing literally dozens of different types of coil.

A band-pass tuner consists essentially of two circuits, each having a separate coil and condenser. There is adequate screening, so that there is no direct coupling between each.

COMPONENTS NEEDED FOR T

- .0005-mfd. triple gang variable condenser (J.B., type R.3; Utility, Polar, Lotus).
- Three dual-range coils mounted and ganged (Colvern type K—pair & KBLC and one KGR).
- Baseboard, 16 in. by 10 in. (Peto-Scott).
- Piece of aluminium foil, 15½ in. by 9½ in. (any ironmonger).
- One five-pin valve holder (Junit, Lissen, W.B., Lotus, Bulgin, Benjamin).
- One four-pin valve holder (Junit, Lissen, W.B., Lotus, Bulgin, Benjamin).
- One four-pin valve holder (Telsen, Lissen, W.B., Lotus).
- Two .0002-mfd. fixed condensers (Lissen, Dubilier, T.C.C., Formo, Ormond).
- One .0002 fixed condenser (Dubilier type 62), T.C.C. type SP., Telsen).
- Three 1-mfd. fixed condensers (Dubilier type 9200; Formo, T.C.C., Lissen, Telsen).
- 2-mfd. fixed condenser (Dubilier, type 9230; Lissen, Formo, T.C.C.).
- High-frequency choke (Lissen, "Di." Varley, Polar, Atlas, Climax, Telsen, Watmel).
- High-frequency choke (Readi-Rad, Lissen, R.I., Climax, Wearite, Telsen, Atlas, Watmel).
- Low-frequency transformer (Lissen "Hypernik," Telsen Radiogrand, 7 to 1 R.I., Lotus, Igranic, Ferranti, Varley, Lewcos).
- .002-mfd. reaction-type variable condenser (Formo "Midget" with knob, Lissen, J.B., Polar, Lotus, Telsen, Ormond).
- .0003-mfd. reaction condenser (Readi-Rad, Lissen, J.B., Formo, Polar, Lotus, Telsen, Ormond).
- Double-pole change-over switch (Wearite, type I.22), with terminals

The 1932 ETHER



A SET THAT IS

ETHER SEARCHER



HERE IS A FULL TECHNICAL EXPLANATION OF THIS WORTHY SUCCESSOR TO THE PRECEDING "ETHER SEARCHERS," AND PRELIMINARY CONSTRUCTIONAL DETAILS ARE GIVEN.

RIGHT UP TO DATE

If there were no coupling at all then signal energy could not be passed on from one coil to another. In certain types of band-pass filter the screening is not arranged to be complete. There is partial inductive coupling, so that signal energy is transferred from the aerial side of the filter to the grid side.

In the band-pass coupling used in the "1932 Ether Searcher" the coils and condensers are completely shielded and the circuit is of the very latest type of link-capacity band-passing.

This is such a simple arrangement, as you will find when you come to wire up the set,

that you will be all the more surprised at its effectiveness. As in many other sides of radio construction, the simplest way is often the most effective.

Simplicity is, in fact, the keynote of the "1932 Ether Searcher."

Easy Construction

The photographs and the wiring diagram show how ingenuity has been displayed in the layout and how a genuinely striking neatness has been achieved and how the number of parts has been cut down to a minimum.

The set is not of all-metal construction.

A stout plywood board, covered with foil, is the foundation. The central component is the large three-gang condenser, the knob of which is the main tuning control of the set. On one side are grouped the band-pass filter coils and the H.F. components, and on the other the detector and power stage parts.

New Features

There is no panel, as the set is designed to fit into one of the modern style cabinets with a wooden front. If this is purchased ready made, then the holes will be drilled for the shafts of the various components.

Just what the set does is best shown by assuming that it is ready built and standing before you with the five control knobs within easy reach. The battery, aerial, earth, speaker, and pick-up connections are made at the back of the set.



The "heart" of the "1932 Ether Searcher"—the band-pass tuner and coupling arrangements. The coils are shown without the screens


The centre knob is, of course, that of the main tuning condenser.

The circular scale can be seen through an aperture in the panel front above the control. At the right is the reaction condenser, which on most B.B.C. and leading Contin-

continued on page 102

THE "1932 ETHER SEARCHER"

- and indicating window "Radio-off-Gramo.")
- Pre-set condenser, .0002 mfd. to .001 mfd. (Sovereign type G; Lissen, Ormond, Telsen, R.I., Igranic, Polar).
- .05-mfd. fixed condenser (non-inductive) (Dubilier, type 9230 T.C.C.)
- Valve screen (Colvern).
- Five spaghetti resistances, one 50,000 ohm, one 10,000 ohm, two 5,000 ohm, and one 1,000 ohm (Lewcos, Lissen, Bulgin, Varley, Telsen, Readi-Rad, Sovereign).
- 3-megohm grid leak (Lissen, Telsen, Dubilier, Sovereign, Graham-Farish)
- Fuse holder and fuse (Balgin, Lissen, Telsen, Readi-Rad).
- Three terminal blocks (Lissen, Belling-Lee).
- Three yards of thin flex (Lewcoflex).
- Connecting wire and sleeving (Lewcos, "Jiffilix").
- Three aluminium brackets to specification (Readi Rad, Peto Scott).
- Two spade terminals, marked L.T.—, L.T.+ (Belling-Lee, Clix, Ealex).
- Six wander plugs, marked H.T.—, H.T.+1, H.T.+2, G.B.—, G.B.—1, G.B.—2 (Belling-Lee, Clix, Ealex).
- Two-foot length of shielded wire (Lewcos).
- Cabinet (Peto-Scott).
- Speaker (W.B., Type PM3 with cabinet).
- 120-volt double capacity H.T. battery (Drydex, Lissen, Pertrix, Fuller, Ever Ready).
- 2-volt accumulator (C.A.V., Exide type D, Pertrix, Fuller).
- 16-volt G.B. battery (Drydex green triangle, Lissen, Pertrix, Fuller, Ever Ready).



A rear view of the set without the cabinet, showing the band-pass end of the layout.



OUR BROADCAST CRITIC

TALKS ABOUT— OLD SONGS

ONE of the most acceptable recent forms of broadcast, to my way of thinking, is that which has been entitled "Songs from the Shows." Apart from the actual matter these have contained, the whole thing has been well announced and explained generally.

The fifth of them, subtitled "Old Favourites," was well worth hearing. John Watt, in presenting the show, took care to say when and where the original performances took place, giving at the same time the names of the original actors.

All this was distinctly to the good, I thought. Even so, the broadcast left me a trifle sad, because I realised once more that the old tunes are superior in quality to those in vogue at the present time.

There is no question about it; we are not writing tunes anything like as good as the "Merry Widow" waltz, "The Rajah of Bhong," "If you were the Only Girl in the World," and the "Chocolate Soldier" waltz.

As Mr. Watt proceeded to tunes of more recent making I felt there was some falling off in quality. The trouble, as far as I can see, is that we are too firmly bound in the rhythmical sense; we cannot forget the foxtrot. We ought to drop writing tunes in that rhythm except when they are specially intended for dancing.

Did you hear *Eric*: or, *Little by Little*? I wonder what you thought of it.

As a broadcast play it suffered, in the first instance, from cutting; too much was cut and the transition from one scene to another was so sudden that I felt a great deal was lost thereby.

Apart from any weakness of this description, the whole play seemed to me far too harrowing for broadcasting; it struck a horribly human note, somehow. Such a remark admittedly points to the excellence of its presentation; I do think it was very well done. Notwithstanding, I cannot honestly say I feel that a play of that kind does very much for wireless.

The New Year's Eve programme was unusually interesting. It seems to me that modern invention indeed plays a part in our lives; the Blattnerphone is going to see to it that nothing of import is lost and that nobody can ever die. The review of the year's events was a story of progress, and should have been enough to remind us that there are some outstanding personalities in our time.

The "Grand Good-night" is now an institution. To my way of thinking, it is

a graceful act of courtesy, backed by that sense of religion which really lurks somewhere in the best of all of us.

I thought the "Voice of Savoy Hill" sent out a fine stirring message of courage and goodwill; there was something very English in the spirit of that "Good-night and Good-morning."

Earlier in the evening I listened to the vaudeville and was introduced to the Baroness Luli von Hohenburg, the Viennese singer who made her *début* in the vaudeville programme. I was a little disappointed in

just like her; I only hope they listen and realise it!

There was a very good item on the Wednesday: *Bob-sleigh*. The skit at the Proms. entertained me greatly. I thought the title *Walkies* a misnomer, as I have always felt like the fifth sardine in the middle row whenever I have stood in the Prom. I defy anybody to move more than nine inches. I should like to congratulate Charles Brewer on the book of *Bob-sleigh*; there was some really good writing in it.

I rather enjoyed Compton Mackenzie in "Idle Thoughts." His thoughts were idle, but they entertained me for a few idle moments. He switched about from pantomimes to millionaires and back again in an inconsequent sort of fashion that made the style of his talk all the more interesting. Most talks have a set feeling about them; it is a change to have an informal chat now and again.

HAVE YOU SEEN THE SPECIAL ANNOUNCEMENT ON PAGE 89?

her; perhaps I expected too much. However, I note that I shall have a further chance of hearing her in *Good-night Vienna*.

Hur! Hur! supposedly a film fan's delirium, forced me to the conclusion that it would be wiser not to broadcast anything in the delirious line; it was very poor stuff.

The little sketch called *Economy* was really good. At first, I questioned the desirability of writing sketches with nothing in them but domestic squabbling, but the ending was so surprising and also so amusing that I enjoyed being so easily caught.

As for the *Mrs. Feather* episodes, I am all in favour of them. I have met women

The Liszt recital on the same evening should have proved acceptable. Unfortunately, I missed the pianist, Frank Mannheim, but I listened for a few moments to Anne Thursfield, whose voice I have always admired for its quality and production.

I was not too impressed with the songs—but I am not a lover of Liszt in the vocal sense; on the other hand, I enjoyed her singing of them. I should like her to be asked to give a recital of English songs some time.

I was somewhat taken aback at reading in the programmes that a work by Handel would be conducted by the composer. Had I known that, I should have applied for a ticket for the studio!

I listened attentively to Rootham's "Ode," which was stated to be conducted by Stanford Robinson, but I was disappointed. Academic music makes poor broadcasting; unless a work has real fire and inspiration about it the result is not good.

Arthur Prince, earlier in the week, saved a poor vaudeville; he was splendid. The sketch *Choosing an Instrument* struck me as being very weak in comparison. The Hulbert brothers were not too funny, and I cannot get to like a banjo.

The Saturday-night Vaudeville was splendid and Bransby Williams made a first-rate announcer. Jack Payne said that he did not often play "hot" music. Having heard him play a specimen of it, I hope he will in future devote himself entirely to music with the chill off. WHITAKER-WILSON.



Miss Doris Gilmore as our cartoonist sees her

“THE ‘1932 ETHER SEARCHER’ ” continued from page 101

tal stations can be used mainly as a volume control.

Matching up with this on the left-hand side of the main control is the trimming condenser. This is in series with the aerial lead. Its full use will be explained later in the operating notes. It simplifies tuning

The modern design of the complete set is typified by the cabinet specially designed by Messrs. Peto Scott.

It should be unnecessary to explain how the wiring plan is used when building the set. It not only shows you just where to mount all the parts, but gives the wiring and the connection details of each component.

The centre pages of your copy should be detached complete, so that you have the constructional details at hand while making up your new “Ether Searcher,” and you should remove the full-size wiring plan so that as its first job it can be used to show the position of each part.

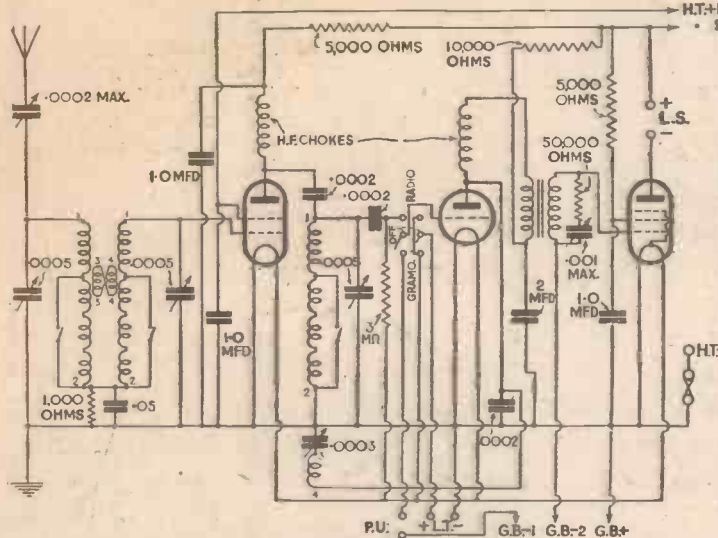
Full-size Plan

This full-size wiring plan is every bit as useful as one of the standard AMATEUR WIRELESS blueprints. The only difference, of course, is that the wires are

template to show the exact positions of each part, but when it comes to wiring you will find it invaluable in showing where each lead goes and in wiring up the more complicated details, such as the switch points.

Experienced constructors will be able to go ahead with the work of making up the new set by following the wiring plan, the photographs, and the components list.

Detailed constructional particulars will be given in next week’s issue, so that even a man who has never before ventured on the home construction of a set need have no fear that he will get poor results or waste money by making faulty connections and burning out valves.



This is the theoretical circuit of the “1932 Ether Searcher.” Study this in conjunction with the full-size blueprint and see how the components of each part of the circuit are arranged. Note the hand-pass connections

and acts as a selectivity and volume control.

At the extreme left-hand side of the set is the neat rotary wave-change switch.

Gramo-Radio

Matching up with this on the right-hand side of the set is a most ingenious on-off and radio-gramophone switch. In the central position this switches the whole set off. When the knob is turned in one direction the set is switched on for radio, and when it is turned in the opposite direction it brings a gramophone pick-up into circuit and rearranges the set for gramophone reproduction.

There is no complicated plug and jack switching, and the pick-up remains permanently connected to the small terminal block at the back of the set.

A further good point is that when the set is switched on to “gramophone” the filament of the screen-grid valve is switched off and an entirely separate negative grid-bias tapping is brought into play which places the negative bias on the grid of the detector valve. The use of a Lissen intervalve transformer and a variable tone device ensures good quality.

At this stage potential constructors may be wondering by how much the cost of the set has been increased by its luxury specification. In control and performance the “1932 Ether Searcher” rivals commercial sets of the best calibre, and it is all the more surprising to find that an extremely low figure has been arrived at for the total cost of construction.

A full list of parts, with suitable alternatives, is given in the accompanying panel.

shown in black lines on the white paper, whereas on a blueprint the wiring is in white on the blue.


The presentation of this full-size print with the current issue means that even a man who has never tried to build a set before will be able to visualise at once how the parts are arranged on the baseboard. A good feature of the set is that there is no under-baseboard mounting or wiring. All the parts are on the top of the baseboard. Nor is there any panel. The knobs of the various parts on the front of the set project through the wooden front of the cabinet. It is therefore extremely simple to study the wiring plan carefully and see exactly where to put the triple-gang condenser, the three coils, valve holders, low-frequency transformer and the few other parts which make up the specification of the “1932 Ether Searcher.”

Not only can the print be used as a

RECOMMENDED VALVES			
Make	S.G.	Detector	Power
Mullard ...	PM12	PM1HL	PM22
Marconi ...	S22	HL2	PT2
Osram ...	S22	HL2	PT2
Mazda ...	SG215	HL210	Pen220A
Cossor ...	215SG	210HF	230PT
Six-Sixty ...	215SG	210H	230PP
Lissen ...	SG215	HL210	PT225
Eta ...	BY6	BY203	—
Fotos ...	BC150	BC18	BD100
Dario ...	SG	HF	—
Tungsram	S210	H210	PP230

There are no snags in the construction and the full-size plan gives most of the details that the more experienced constructor will need to know. Make sure of the next issue, for owing to the popularity which our new set is bound to create there will be a “run” on it.

London readers can see the “1932 Ether Searcher” in the radio department windows of Messrs. Selfridge & Co., Ltd., Oxford Street, London, W.



If you study this plan view in conjunction with a full-size blueprint, you will have no difficulty in getting the parts in their right positions and completing the wiring

A chamber-music concert by the Unity Quartet will be broadcast from the Royal Society of Artists’ Gallery, Birmingham, on January 26, when Taneiev’s “Quartet in D Minor” will be given.



A weekly review of new components and tests of apparatus conducted by J. H. Reyner, B.Sc., A.M.I.E.E.

Chelmer Mains Transformer

THE Chelmer mains transformer has been designed for use in rectifying circuits for supplying high-tension current only. There are thus only two windings on the transformer: the primary, suitable for inputs of 230 volts 50 cycles, and the second, rated to give the 135 volts necessary for the normal voltage doubler circuit. The primary winding is in two sections, these being assembled one either side of the secondary winding.

The transformer has a substantial laminated core clamped with aluminium end pieces, provided with lugs to enable the transformer to be bolted or screwed to the baseboard. Two small pieces of ebonite are mounted on top and at either side of the transformer and accommodate the input and output terminals.

The transformer was tested by wiring it into a rectifying circuit which included a Westinghouse H.T. 7 unit, the reservoir condensers each being 4 microfarads. The input voltage was 240 volts 50 cycles. On open circuit the D.C. voltage obtained was 288, while with a load of 30 milliamperes it was 175. The voltage to be expected with loads between the above limits can be estimated from the curve accompanying this



A Chelmer mains transformer

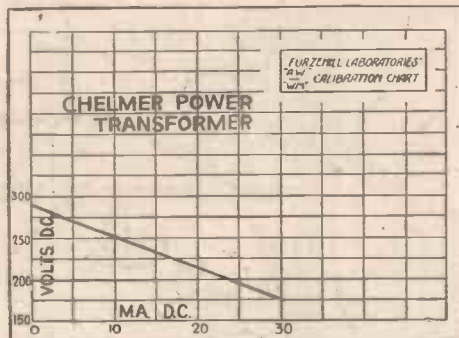
report. With the secondary winding on open circuit the power consumption was measured to be 7.4 watts.

These transformers are manufactured by Messrs. E. Edwards & Co., 5 Bradford Street, Chelmsford.

A Good Speaker Unit

THIS week we have tested one of the new Telsen moving-iron speaker units.

This small and very compact unit is housed in a brown moulded bakelite case provided with lugs to facilitate mounting. The case also carries the terminals for the connecting leads, the positive and negative terminals being clearly indicated. On the metal back plate of the unit are mounted two small bar magnets arranged about



Performance curve of the Chelmer transformer tested

$\frac{1}{4}$ -in. apart. The operating coil and associated pole piece are mounted at one end of the unit, the pole piece acting as a bridge across the ends of the magnets.

On test a 10-in. diaphragm was fixed to the unit, and the assembly mounted behind a baffleboard. The results were good, the reproduction of speech and music being very natural. We were, in fact, surprised on removing the cover that such results should be given by so small and simple a unit. The sensitivity was normal for this class of unit, the power-handling capacity being adjustable by altering the position of the armature over the pole piece.

Mains Power Radio Unit

AN interesting new eliminator of a rather unusual type which we have tested this week is that manufactured by Messrs. Mains Power Radio, and known as the model A.C.5. This eliminator has been designed for an input of 200 to 250 volts at 40 to 100 cycles. Outputs are provided for three high-tension voltages, these being rated at 60 to 80 volts for the screen grid of the H.F. valve, 60 to 80 volts for the detector, and 120 volts at approximately 15 milliamperes.

A special feature of this eliminator is that an output of smoothed low-tension voltage is provided for the filaments of the valves in the receiver. The low-tension voltage is nominally 2 volts, but this can be adjusted to meet varying load conditions by means of a small variable resistance.

Metal rectification is employed throughout, the high-tension rectifying unit being

of the Westinghouse type, while that in the low-tension circuit is of a special patented construction and is manufactured by the makers of the eliminator themselves. A single-wave rectifier is used for high-tension circuit, the smoothing consisting of a constant-inductance iron-cored choke in the positive lead in conjunction with the usual condensers. Each output is condensed with the exception of that to the screen grid which is usually condensed inside the receiver. A bridge type rectifier is used in the low-tension circuit, the output being smoothed by means of a constant-inductance choke and a 5,000-microfarad electrolytic condenser.

The low-tension output voltage can be varied by means of a small series variable resistance, the actual output voltage being indicated by a small hand-calibrated voltmeter.

The eliminator is housed in an attractive metal case crackle-finished in blue. The



One of the range of Mains Power Radio units, the A.C.5

terminals and the low-tension voltmeter and control are mounted on the top of the case itself. An input-connecting flex 8 ft. long is included, this being provided with an adaptor suitable for use with plug or wall-type sockets.

On test with an actual receiver the eliminator worked satisfactorily with only a faint background of hum. A quantitative test was also imposed with the following results, the input voltage being 240 at 50 cycles. With loads of 14, 2, and 0.5 milliamperes the voltages respectively on the power, detector, and screen-grid taps were 100, 55, and 65 volts. The low-tension output was found to be just under 2 volts with a load of .4 ampere. It will thus be seen from the above that the H.T. voltages are slightly on the low side, but that the eliminator is suitable for most three or four-valve receivers requiring up to approximately 16 milliamperes total H.T. consumption, and .4 ampere at 2 volts for the filament supply.

The 1932 Edition of 1931's greatest SUCCESS . . .

**READY RADIO
Matched Kits
for the
1932 ETHER
SEARCHER**



Kit "A" (Less Valves and Cabinet) **£6:10:6**

OR BY EASY PAYMENTS

12/- DOWN and 11 monthly payments of 12/-

Kit "B" (With Valves less Cabinet) **£8:19:0**

OR BY EASY PAYMENTS

16/6 DOWN and 11 monthly payments of 16/6

Kit "C" (With Valves and Cabinet) **£9:19:0**

OR BY EASY PAYMENTS

18/3 DOWN and 11 monthly payments of 18/3

MATCHED KITS

Ready Radio alone can offer matched kits which contain components guaranteed to be carefully selected. The greatest care is taken to see that each component is re-tested before dispatch and the whole kit is accurately matched under the supervision of Mr. G. P. Kendall, B.Sc.

The latest improvements call for even greater care in choosing and matching components. One unsuitable part will spoil the performance of the whole Set. Accurately matched components are therefore essential.

The designer of the 1932 ETHER SEARCHER has given of his best—**ENSURE 100% EFFICIENCY BY USING A READY RADIO MATCHED AND TESTED KIT.**

*Turn to page 107 for
full lists and immediate
Dispatch order forms*

READY RADIO LTD.,
Eastnor House, Blackheath, S.E.3

Ready Radio



THE PICK OF THE MONTH'S RECORDS

A GUIDE TO THE BEST OF THE LATEST RELEASES.

The records reviewed below are a careful selection of the best of the recent issues. It will be noted that criticism is chiefly devoted to the treatment of the music and quality of recording rather than the actual composition.

ORCHESTRAL RECORDS

- Cavalleria Rusticana**—Selection, 2s. 6d. **STERNO 8019**
Another tolerably good performance by the Städtischen Opera Orchestra. It covers the ground quite well.
- Pagliacci**—Selection, 2s. **CRYS Z101**
By members of the Berlin Philharmonic Orchestra. Naturally, not a very massive performance, but pleasing, all the same.
- Mosaic Fantasia on "Coppelia,"** 4s. **H.M.V. C2204**
A skilful, sharp performance, but the recording is a little too strident in places.
- Vienna Woods and Russian Potpourri,** 1s. 6d. **BRDCST 3114**
By Eugene's Magyar Tzigane Band. The performance is much as you would expect, with fitful tempo and lots of energy.
- Toy Symphony (Haydn),** 4s. **COL DX311**
Another delightful record for the "party" season. This was Haydn's joke; and the introduction of toy musical instruments make a fascinating piece. This recording is splendid; Weingartner takes the British S.O. through it as if they are really enjoying the fun.
- Marriage of Figaro and Il Seraglio—Overtures,** 4s. **H.M.V. C2194**
Two very thorough performances by the Vienna Philharmonic Orchestra. Recommend a soft (or fibre) needle!
- Cavalcade Suite,** 4s. **H.M.V. C2289**
The New Mayfair Orchestra do it all very well.
- Der Frelschutz Overture,** 6s. **COL LX154**
This record must be heard several times before it begins to grow on one—unless you know it already, of course. The performance by Mengelberg's Concertgebouw Orchestra is a masterly one.
- Nuit sur le Mont Chauve,** 6s. **H.M.V. D2010**
A descriptive piece by Moussorgsky. The theme is not new—evil rites and so forth—and the music is of the type found in other compositions built around similar stories. But the L.S.O. under Albert Coates give it more than a little of the uncanny.
- Prelude in C sharp Minor and Intermezzo—Cavalleria Rusticana,** 4s. **H.M.V. C2292**
These two need no discussion. The performance by the L.S.O. (under Dr. Malcolm Sargent) is effective and should please everybody.
- Soul of the Violets and Poor Kid,** 1s. 6d. **ZONO 5979**
If these numbers appeal, the performance of the Zono Salon Orchestra is quite adequate.
- Tannhauser Selection,** 4s. **H.M.V. C2293**
Another full-bodied performance by the L.S.O. This record is sure to be popular—deservedly.
- Madame Butterfly Selections,** 2s. **CRYS Z100**
Another quite effective record by members of the Berlin Philharmonic Orchestra.

BAND RECORDS

- The Leek,** 2s. 6d. **STERNO 8020**
A good enough performance by the Kneller Hall Band. But these "hashes" (even vegetable ones!) are appearing much too frequently on the menu.
- Hungarian Rhapsody No. 1,** 1s. 6d. **BRDCST 3115**
A really good performance by the Welsh Guards Band.

DANCE RECORDS

- The Piccadilly List,** 1s. 1d.
This company has a heavy collection this month. All seem to observe the canons of modern dance music, but the following numbers are the best:
- | | | |
|--|-----|-----|
| Smile, Darn Ya, Smile, and Sing a Little Jingle | ... | 857 |
| Maybe it's the Moon, and Two Little Blue Little Eyes | ... | 868 |
| Childhood Memories, and Savoy Christmas Medley | ... | 401 |
| The Way With Every Sailor, and Over the Blue | ... | 856 |
| Scotch Reels, and Scotch Strathspeys (Accordion Solos) | ... | 850 |
| Makin' Faces at the Moon, and Just One More Chance | ... | 848 |
| Got a Date With an Angel, and Who Do You Love? | ... | 855 |

From Zonophone, 1s. 6d.

- The sensation from this company is, of course, Jack Hylton's Band. This band and the Rhythmic Eight provide all the high lights, the best of which are:
- Life's Desire, and On a Cold and Frosty Morning ... 5994
'Neath the Spell of Monte Carlo, and Over the Blue ... 5996
Got a Date With an Angel, and For the Love of Mike (Medley) 5993
The Rhythmic Eight:
If You're Really and Truly in Love, and I'm a Hundred Per Cent in Love ... 5993
Jolly Good Company, and It Always Starts to Rain ... 5989
- Winner and Radio,** 1s. 6d. and 1s.
The former have two good numbers on their latest list:
Me, and Begging for Love ... 5407
Pagan Serenade, and There's Something in Your Eyes ... 5408
Both by Eddie Cross-Bart and the Café de Paris Band.
Looking for You, and That's What I Like About You Radio 1565

INSTRUMENTAL RECORDS

- Study in C Minor and Fantasie Impromptu,** 1s. 3d. **IMP 2561**
Two Chopin pieces on the piano by that boy genius, Wilfred Worden. They are not so good as his Rondo Capriccioso, but that is the fault of the recording. They still remain a performance to marvel at.
- Serenade and Chant Sans Paroles,** 1s. 3d. **STERNO 798**
These two popular pieces (from "Les Millions d'Arlequin" and Tchaikowsky's famous composition) are, shall we say "sturdily" played by Meyrowitz's Octette.
- Quintet in A Major (Dvorak, Op. 81),** 24s. **COL LX150-3**
By the Lener String Quartet (with Pianoforte). This is another composition, much of which may be played to those who dislike Chamber music.
- Polichinelle Serenade and Dance of the Marionette,** 4s. **H.M.V. DA1215**
Two violin solos—dainty trifles—played by Kreisler.
- Allegro from the Sonata in A for Violin and Piano (Franck),** 2s. **BRDCST 5257**
A sound performance by Winifred Small and Maurice Cole. The recording is badly at fault on Side 2.

VOCAL RECORDS


- Vocal Gems from "The Mikado,"** 1s. 6d. **PANA 25084**
An excellent performance by the London Light Opera Company. Full-blooded and very English.
- Royal Hawaiian Hotel and Haole Hula,** 2s. 6d. **BRUNS 1199**
Two quaint, attractive numbers by the Hawaiian Girls' Glee Club. Their pronunciation is better than anything from America yet!
- Ombra Mai Fu and Ave Maria,** 2s. **BRDCST 5256**
Eva Liebenberg has a truly magnificent voice and fine enunciation.
- Faery Song and June Music,** 2s. 6d. **H.M.V. B3905**
Two unusual songs beautifully sung by Walter Glynn.
- Ye Banks and Braes and O Sing to Me the Old Scotch Songs,** 2s. 6d. **H.M.V. B3832**
By Joseph Hislop. The second is the better, but neither is near his former standard.
- They All Make Love But Me and You Used to be My Sweetheart,** 1s. 1d. **PICC 851**
Two light numbers, most pleasantly sung by a light baritone—Arnold Knight. The first has a humorous flavour.
- I Hear a Thrush at Eve and For You Alone,** 1s. 6d. **BRDCST 3111**
These two favourites are well sung by Trevor Owen (tenor). There is no attempt to force either, and the recording is good.
- Miserere Scene, "Il Trovatore" and Fairest Daughter of the Graces, "Rigoletto,"** 4s. **COL DX302**
These operatic excerpts are sure to tempt many. The singing is first rate and the volume in (2) terrific.

(Continued on page 112)

IMMEDIATE DISPATCH of MATCHED 1932 ETHER SEARCHER KITS

Tested and Passed by Mr. G. P. KENDALL, B.Sc.

The importance of using accurately matched kits cannot be too greatly stressed. Every Ready Radio 1932 Ether Searcher Kit is matched under the personal supervision of Mr. G. P. Kendall, B.Sc. Order from Ready Radio and be sure of getting guaranteed accurately matched components.



1932 ETHER SEARCHER APPROVED LIST

	£	s.	d.
1 Polished Oak Cabinet with baseboard, 16" x 10"	1	0	0
1 J.B. .0005 Triple-gang variable condenser, Type R.3.	1	9	6
1 Set of Colvern Coils as specified (2 ABLC, 1 KGR)	1	8	6
1 Piece of aluminium foil, 15 1/2" x 9 1/2"	1	1	6
1 five-pin valve holder	-	-	10
2 four-pin valve holders	-	-	10
3 T.C.C. .0002 fixed condensers, Type 34	-	4	6
3 T.C.C. 1-mfd. fixed condensers, Type 50	-	8	6
3 T.C.C. 2-mfd. fixed condenser, Type 50	-	3	10
1 Lewcos H.F. Choke, Type M.C.	-	2	6
1 Readirad Standard H.F. choke	-	4	6
1 R.I. L.F. transformer, Type G.P.	10	6	6
1 Formo .0002 Midget reaction condenser with knob	3	0	0
1 Readirad .0003 solid Dielectric reaction condenser	3	6	6
1 Wearite double pole, change over switch, Type 1.22	4	0	0
1 Sovereign pre-set condenser, Type G	1	6	6
1 Valve screen	2	9	0
1 T.C.C. .05 non-inductive condenser, Type 40	1	9	0
1 Lewcos 50,000 ohm Spaghetti resistance	1	6	6
1 Lewcos 10,000 ohm Spaghetti resistance	1	0	0
2 Lewcos 5,000 ohm Spaghetti resistances	2	0	0
1 Lewcos 1,000 ohm Spaghetti resistance	2	9	0
1 Readirad 3-meg. leak and holder	1	4	0
1 Readirad fuse and holder	1	3	0
3 Belling-Lee horizontal mounting terminal blocks	2	0	0
6 Belling-Lee terminals, type R	1	6	6
6 Belling-Lee wander plugs	1	0	0
2 Spade terminals	3	0	0
1 Set aluminium brackets as specified	9	0	0
3 Valves as specified, P.M.12, PM1HL, PM22	2	8	6
1 Packet of Jiflinx for wiring	2	6	6
Flex, screws, shielded cable, etc.	2	6	6

£9 19 0

Recommended Accessories

	£	s.	d.
1 Pertrix 120 volt super capacity H.T. battery	1	5	6
1 Pertrix 2 volt accumulator Type PAC.3	11	0	0
1 Pertrix 15 volt grid bias battery	2	3	0
1 Bluespot loudspeaker, 44 R	2	12	6

TO INLAND CUSTOMERS. — Your goods are dispatched post free or carriage paid.

TO OVERSEAS CUSTOMERS.— Everything Radio can be supplied against cash. In case of doubt regarding the value of your order, a deposit of one-third of the approximate value will be accepted and the balance collected by our Agent upon delivery of the goods. All goods are very carefully packed for export and insured, all charges forward.

GIVE YOUR 1932 ETHER SEARCHER INSTAMATIC OUTPUT

Use an Instamat Output Transformer in the output circuit of your 1932 Ether Searcher. Combines all the advantages of an Output Transformer of the most perfect design, with the unique advantages of *instamat* matching of output valve and speaker

Price 27/6

For all speakers except low-resistance moving coils.

INSTAMAT MAJOR (for low-resistance moving coils).
Price 37/6

Send four 1d. stamps for your copy of Kendall's latest book entitled "10 Hows for Modern Radio Constructors." Packed full of useful information.

Ready Radio

CASH or C.O.D. ORDER FORM

To: Ready Radio, Ltd.
Eastnor House,
Blackheath, S.E.3.

Please dispatch to me at once the following goods

for which (a) I enclose (b) I will pay on delivery } (Cross out line not applicable) £

NAME

ADDRESS

A.W. 16/1/32

EASY PAYMENT ORDER FORM

To: Ready Radio, Ltd.,
Eastnor House,
Blackheath, S.E.3.

Please dispatch to me the following goods

for which I enclose first deposit of £

NAME

ADDRESS

A.W. 16/1/32

Don't Forget to Say That You Saw it in "A.W."

SETS OF DISTINCTION



COLUMBIA

4-VALVER CONSOLE

Makers: Columbia Graphophone Co., Ltd.
Price: 23 guineas

THIS set is advertised by the makers as a challenge to the American set invaders; I am very glad to discover a British firm able to produce for such a moderate all-in cost a really first-class four-valver with moving-coil loud-speaker for mains operation. Due to the superior characteristics of British valves compared with American valves, we do not need so many valve stages as the Americans to produce a given result. This point is made abundantly clear by my tests of the Columbia four-valver.

A Powerful Set

It is difficult to imagine how anyone could want more amplification from normal signals when this set is going all out. Any increase in the number of valve stages would seem to be superfluous, unless you want the knife-edge selectivity of a super-heterodyne set.

This is a console, which means that everything for reception except the aerial and earth and mains are self-contained in the handsome walnut cabinet. Even the aerial may be entirely dispensed with if the mains aerial terminal is adjusted, but under this condition only the locals and the more powerful foreign stations can be guaranteed.

Here we have a powerful four-valver, designed on the latest metal-chassis lines, driving a moving-coil loud-speaker of the energised type. Models are available for all A.C.-mains supplies between 100 and 250 volts, of periodicities between 40 and 60 cycles. The adjustment for the correct mains voltage is easily got at by removing the back of the cabinet—only two screws have to be undone.

Neat Design

When I took off the back I was at once impressed with the neat chassis, the layout of which can be seen from the drawing reproduced on this page. It will be seen that screening is extensively practised, as indeed it must be in such a powerful set, with two stages of high-frequency amplification, a detector and a super-pentode output valve.

The two screen-grid valves for high-frequency amplification and the detector valve are all fitted under cans arranged in a line parallel with the three screened coil units. Next to these coils is the three-gang condenser for tuning, and the rest of the

chassis is taken up with the power equipment.

Note in the drawing the neat plug coming from the loud-speaker to the chassis. This connects up the loud-speaker to the output of the pentode and also brings in the mains energy for the loud-speaker field.

The Circuit

The general circuit arrangement of the four valves is notable for the care taken in decoupling all vulnerable points, both at high- and low-frequency. High-frequency transformers are used for the aerial tuning and inter-valve couplings. The detector circuit is well filtered and following this is a parallel-fed transformer stage. The pentode is transformer coupled to the loud-speaker and properly tone-corrected.

In addition to the four valves for the amplifying and detector stage there is a valve for rectifying the A.C. to make it suitable for the anode supplies. Two Mazda MSG/HA valves are used for the screen-grid stages, a Mazda AC/HL for the detector, an Osram PT₄ for the output and an Osram U12 for the valve rectifier.

Now let me deal with the controls, which can be seen in the picture at the top of this page. There are only three knobs to operate, as the control has been greatly

simplified by combining switch functions under one knob. The knob on the left, for example, is not only the screen-grid volume control—it also works the mains switch at its minimum position. This is a great convenience, and the control of volume is exceptionally smooth, with no appreciable alteration in the tone as the output is varied.

The centre knob works the three-gang condenser and, of course, the tuning scale, which is brightly illuminated when the set is switched on. It is also well calibrated in wavelengths, the divisions being commendably clear. Although the makers claim only approximate accuracy for these calibrations I found them good enough to enable me to get straight on to wanted foreigners.

Medium waves go from 200 to 550 metres, in steps of 50 metres, and long waves from under 1,000 to 2,000 metres, in steps of 100 metres. The best plan is to turn the tuning knob to the wavelength required, and then, having found the station, readjust slightly for maximum volume.

Simple Controls

The knob on the right is another combination control, providing at its three settings a choice of medium waves, long waves or cutting out the high-frequency amplifier and bringing in an externally connected pick-up for gramophone-record reproduction.

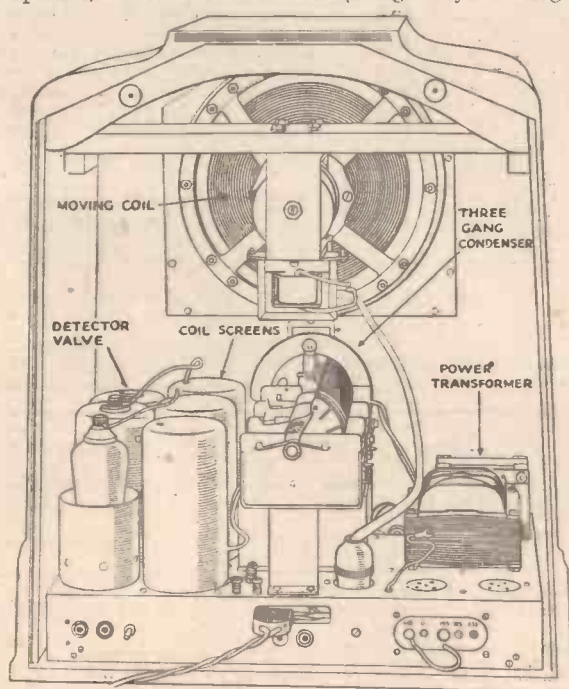
All the controls of this Columbia set work smoothly and silently, and due to the combination switch knobs on the left and right the user immediately gains a favourable impression of simplicity.

For this set the makers recommend an aerial of about 70 feet total length, so my standard 60-footer was very suitable for the test, which, as usual, was carried out in south-west London, some 20 miles from Brookmans Park.

Using the blue aerial socket—there is a grey socket for short indoor aerials—I was soon able to get plenty of foreign stations, and I found the background of mains hum almost negligible.


Some idea of the selectivity can be gained from my reception of Strasbourg below and Toulouse above London Regional, these

(Continued on page 112)



This sketch of the back of the Columbia Console gives a good idea of the neat layout

HEAR AMERICA TO-MORROW NIGHT



METEOR III KITS

Complete set of quality components, including panel (cut and drilled), baseboard, Jiffilinx, flex, screws, plugs, etc.

75/-

or 9/- down and 7 monthly payments of 10/6.

STANDARD CABINET KIT (Complete Kit with Standard Cabinet to house set **89/6** only)

or 11/- down and 8 monthly payments of 11/-.

CONSOLETTTE CABINET KIT. (Complete Kit with Consolette Cabinet to house set, speaker and batteries **£5 0 0**)

or 11/- down and 9 monthly payments of 11/.

Valves are not included in the prices shown. Mullard Valves are recommended by the designer.

BUILD YOUR METEOR TO-NIGHT

The Meteor III is the simplest All-Wave Set ever designed. You can build it in an hour or so and be sure of success. It covers ALL WAVELENGTHS, so that in addition to the B.B.C. and Continental Stations you can also tune in the Ultra-short-wave stations of America, Africa, Australia and other far-distant countries.

** Note the special features indicated by arrows above. They explain why the Meteor is so efficient. You can be sure of Short-wave Reception with the Meteor. You will be delighted with the ease of tuning and reaction . . . and you know how important they are for Short-wave Work.*



FREE. Full-size 1/- Plan and Wiring Diagram free from your Radio Dealer. If any difficulty, post coupon now to: **READY RADIO, LTD.,** Eastnor House, Blackheath, S.E.3

If you also enclose four 1d. stamps we will send you Kendall's latest book entitled "10 Hows for Modern Radio Constructors." Wonderfully informative and useful to every listener who wants to get the best from his set.

METEOR III

Daily demonstrations of the wonderful Meteor at the Ready Radio Showrooms: 159 Borough High Street, London Bridge, S.E.1. (2 minutes from London Bridge Station).

ALL BRITISH

Name

Address

A.W. '36/1,32 BLOCK LETTERS—IN INK—PLEASE

Advertisers Appreciate Mention of "A.W." with Your Order

USING THE NEW D.C. MAINS VALVES

Useful hints and tips on mains working are contained in the following article by the "Amateur Wireless" Technical Staff



UNTIL the golden age of electricity arrives, when all the country is on a common A.C. supply of a standard voltage and periodicity, set designers will have to go on producing sets suitable for both A.C. and D.C. inputs. To a large extent, the A.C. valves now available meet the needs of designers,

but until recently the facilities among valves for D.C. mains have been very limited. Why, it might be asked, do we need special D.C. mains valves—would not the A.C. valves serve?

They certainly would, but the expense of running them from D.C. mains would be considerable. When we use A.C. valves, with indirectly heated filaments, on an A.C. supply, we cut down the mains voltage from its 200 or 250-volt maximum to the low voltage of 4 volts. We might have three of these valves, each taking 1 ampere current. These would be connected in parallel, so the total current consumption of the trio would be 3 amperes.

What we are concerned with at the moment is the wattage of these valves, for that determines the cost of running, which is based on kilowatt-hours. Watts are equivalent to the voltage multiplied by the current, so for the three valves just mentioned the wattage is 4 multiplied by 3, because the voltage at which 1 ampere will flow through each valve is 4 and the current total of the three valves is 3 amperes.

Mains Valves Wattage

Note that when estimating the watts of the filament circuit in an A.C. set we take the stepped-down voltage and not the voltage of the supply. The primary winding of the mains transformer is connected to the mains voltage, and the secondary winding to the filament circuits. The secondary watts is therefore 12, and allowing for a slight loss in the transformer, due to heating and eddy currents, the power taken from the A.C. mains is not much more than 12 watts.

Now let us consider what happens to the wattage when these three A.C. mains valves are connected in a D.C. mains circuit. There is no transformer, so whatever the total current taken by the valve filaments may be, we shall have to multiply this by the voltage of the mains to arrive at the total wattage. This is why it would be so expensive to use A.C. mains valves on a D.C. supply.

It would be out of the question to connect the valves in parallel for D.C. mains working, for the total wattage would then be, on a 200-volt supply, 200×3 , or 600 watts—as much power as is taken by an electric radiator! We can reduce this colossal figure to something more practicable by connecting the valve filaments in series. Then the total current will be the current flowing through any one of the valves, namely 1 ampere. Therefore the wattage would be the voltage of the mains multiplied by 1 ampere, or on a 200-volt supply, 200 watts. Even this is excessive, and would entail large resistances to dissipate the heat generated.

Some New Types

From what we have said, it is clear that, with the filaments in series, the only way to reduce the total watts consumption is to reduce the current consumption of each filament. The Mazda D.C. mains valves introduced some time ago had this object in view. The filament rating of this series was .5 ampere, so that a series of them connected to a 200-volt D.C. supply entailed a consumption of $200 \times .5$, or 100 watts.

Lately, another series of D.C. mains valves has been produced by the Marconi Osram Valve Company, Ltd., and these are marketed by the General Electric Company as Osram valves and by the Marconiphone Company as Marconi valves.

In designing these valves the main conditions were economy of operation, easy dissipation of heat, and adequate insulation between cathode and heater. Another idea was to make the characteristics of the D.C. valves similar to the A.C. valves in the Osram and Marconi ranges. This meant using a 4-watt filament. The current consumption of these valves is only .25 ampere, so the filament voltage has to be 16 volts.

Interesting Features

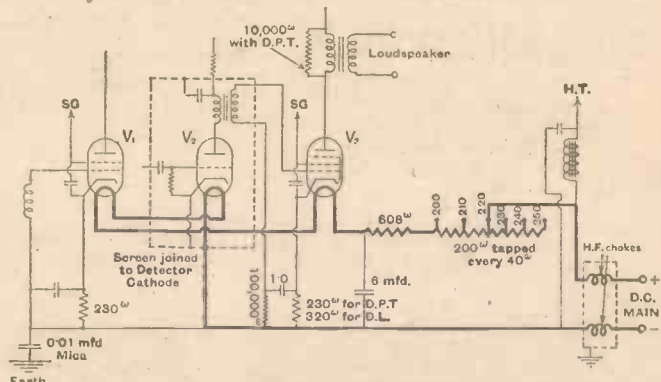
The choice of a 16-volt filament with a .25-ampere consumption means that on a 200-volt supply the total power taken by a series of these valves is only $200 \times .25$, that is, 50 watts. It might be asked why a still higher voltage is not used for the filament, with a still further reduction in the current consumption and consequently in the mains consumption. The answer is that there is a limit to the safe difference of potential that exists between the heater and the cathode of the valve, at the end

of the series, assuming that the filaments are wired in series and the cathodes in parallel.

With 16-volt filaments, or rather heaters, to give them their right name, up to six valves can be connected in series without any trouble. The difference of potential between the heater and cathode on the last valve of the six would be 96 volts.

There are now five of these Osram and Marconi D.C. mains valves, comprising two screen-grids, a detector, a low-frequency valve, and a pentode output valve. There is a perfectly good reason for using a pentode output valve instead of a three-electrode valve in a D.C. mains series. The maximum voltage of the average D.C. supply is 200 volts, and allowing for the grid-bias voltage, which is at the expense of the anode voltage, there is not too much left for the anode voltage of the last valve.

The pentode needs less bias voltage on its grid than a normal power valve, and moreover the undistorted output from a pen-



A typical three-valve circuit using the new Osram or Marconi D.C. mains valves

tode is greater for a given anode voltage.

Recently, some research work on these new valves has brought to light several useful points of interest to those intending to make up sets for D.C. mains working. It is found as a general rule that hum is more difficult to eliminate on D.C. than on A.C.

Smoothing chokes in the filament circuit when using these valves are not needed, but for the high-tension supply, some form of smoothing is, of course, essential. When a smoothing choke is included some difficulty with hum may be experienced if the positive main is earthed. The hum may be set up between the valve cathodes, which will be connected to the negative main and the earthed metal screen or chassis connected to the positive main.

Most of this hum can be traced to the detector circuit, and it is well worth taking full precautions in this part of the D.C.-mains set. A great reduction in the amount of hum can be effected by enclosing the

(Continued on page 112)

GET IT FROM READY RADIO

ELIMINATORS

- 12/-** ATLAS A.C. 290. H.T., L.T. and Grid Bias. Cash Price £6/10/-. Or DOWN and 11 monthly payments of 12/-.
- 10/-** ATLAS A.C. 244. H.T. only. 120 volts 20 ma. Cash Price £2/19/6. Or DOWN and 8 monthly payments of 7/-.
- 11/-** READIRAD R.3. H.T. only. 175 volts 25 ma. Cash Price £4. Or DOWN and 11 monthly payments of 7/-.
- 10/9** READIRAD B.S. H.T. 150 volts 30 ma. 4 tappings, including 1 variable and trickle charger. Cash Price £5/17/6. Or DOWN & 11 monthly p'ym'ts of 10/9.
- 8/6** EKCO D.C. MAINS UNIT. H.T. only. Cash Price £1/19/6. Or DOWN and 5 monthly payments of 7/-.
- HEAYBERD ELIMINATOR KITS**
- 7/-** Model C. 150, 120/150 volts 25 ma. 3 tappings. Cash Price £3 16/- Or DOWN and 11 monthly payments of 7/-.
- 12/6** Model C. 250, 200/250 volts 60 ma. 4 tappings. Cash Price £6/17/6. Or DOWN and 11 monthly payments of 12/6.
- Full constructional details with each kit. L.T. 4 volts 6 amps for A.C. valves, 8/- extra.

You can obtain anything radio for Cash or by Easy Payments. Write now for full particulars.

H.T. ACCUMULATOR

- 7/6** FULLER, type D.M.H.G. 120 volts, 6,500 ma./hour capacity. Price £4/1/0. Or DOWN and 11 monthly payments of 7/6.

H.T. BATTERIES

- 6/-** PERTRIX SUPER CAPACITY, Type 301. Cash Price £1/11/- Or DOWN and 5 monthly payments of 6/-.
- L.T. ACCUMULATOR CHARGER KIT FOR A.C. MAINS**
- | | | | |
|------------------------------------|----|----|----|
| Parmeko Mains Transformer | £ | s. | d. |
| Westinghouse A.4. 2-amp. Rectifier | 1 | 19 | 6 |
| Bulgin Ammeter, 0/3 amps. | 7 | 6 | |
| Hayberd Regulating Resistance | 9 | 0 | |
| or | £4 | 1 | 0 |
- 10/-** DOWN and 8 monthly payments of 10/-.
- H.T. ACCUMULATOR CHARGER KIT FOR FULLER 120-VOLT D.M.H.G. A.C. MAINS**
- | | | | |
|---------------------------------------|----|----|----|
| Parmeko Mains Transformer | £ | s. | d. |
| Westinghouse H.T.3 Rectifier | 1 | 1 | 0 |
| Two T.C.C. type 64 4-infd. Condensers | 12 | 0 | |
| Colvern 500-ohm Variable Resistance | 5 | 6 | |
| Sifam Milliammeter, 0/30 | 10 | 6 | |
| or | £3 | 11 | 6 |
- 13/6** DOWN and 6 monthly payments of 11/-.

GRAMOPHONE EQUIPMENT

- 7/9** A.E.D. Alpha Type Pick-up. Cash Price £2/2/- Or DOWN and 5 monthly payments of 7/9.
- 8/3** B.T.H. Senior Type Pick-up. Cash Price £2/5/- Or DOWN and 5 monthly payments of 8/3.
- 8/6** Blue Spot Type Pick-up. Cash Price £3/3/- Or DOWN and 7 monthly payments of 8/6.
- 10/-** Marconi Gram. Motor for A.C. or D.C. mains. Cash Price £2/12/6 Or DOWN and 6 monthly payments of 8/-.
- 12/-** Marconi Universal Gram. Motor, for A.C. or D.C. mains, with pick-up and volume control. Model D. Cash Price £4/12/6. Or DOWN and 9 monthly payments of 10/-.
- 6/-** Collaro A.C. Induction Motor. Cash Price £3. Or DOWN and 10 monthly payments of 6/-.
- 6/-** Collaro Double Spring B.30. Cash Price £1/13/- Or DOWN and 5 monthly payments of 6/-.
- Special Radiogram Conversion Kit for Batteries**
- | | | | |
|-------------------------|----|----|----|
| B.T.H. Minor Pick-up | £ | s. | d. |
| Collaro B.30 Motor | 1 | 13 | 0 |
| Readirad Volume Control | 5 | 9 | |
| Radiogram Switch | 2 | 9 | |
| | £3 | 9 | 0 |
- or **7/6** DOWN and 9-monthly payments of 7/6.
- Special Radiogram Conversion Kit for A.C. Mains**
- | | | | |
|---------------------------|----|----|----|
| Collaro Induction Motor | £ | s. | d. |
| A.E.D. Pick-up | 3 | 0 | 0 |
| Readirad Volume Control | 2 | 2 | 0 |
| Readirad Radiogram Switch | 5 | 9 | |
| | £5 | 10 | 6 |
- or **12/-** DOWN and 11 monthly payments of 10/-.

LOUD-SPEAKERS

- 9/-** R. & A. Permanent Magnet M/C Reproducer, with multi-ratio matching transformer. Cash Price £2/17/6. Or DOWN and 6 monthly payments of 9/-.
- 10/6** Blue Spot Permanent Magnet Moving-coil Speaker Chassis, with transformer. Cash Price £3/15/0. Or DOWN and 9 monthly payments of 10/6.
- 10/-** Blue Spot Goliath, Type 30 P.M., in walnut cabinet. Cash Price £5/10/- Or DOWN and 11 monthly payments of 10/-.
- 10/-** Blue Spot 44R, magnetic type, incorporating 66/R Unit in oak cabinet. Cash Price £2/12/6. Or DOWN and 6 monthly payments of 8/-.
- 12/6** Epoch 101E Energised Type Moving-coil Speaker, for 6-12-volt accumulator or 2-amp. charger. Unit only. Cash Price £6/15/- Or DOWN and 11 monthly payments of 12/6.
- 7/6** Blue Spot 66/R Unit and Major Chassis. Cash Price £2/10/- Or DOWN and 6 monthly payments of 8/-.
- 17/6** Epoch 99K de Luxe Permanent Magnet M/C, chassis only, with 4-ratio transformer. Cash Price £7/7/- Or DOWN and 9 monthly payments of 16/-.
- 16/6** B.T.H. Senior A.C., for direct connection to A.C. mains. (Chassis only.) Cash Price £7/15/- Or DOWN and 11 monthly payments of 14/6.
- 11/-** W.B. Permanent Magnet Moving-coil Chassis, with 3-ratio matching transformer. P.M.1. Cash Price £6. Or DOWN and 11 monthly payments of 11/-.
- 7/9** P.M.2. Cash Price £4/5/- Or DOWN and 11 monthly payments of 7/9.
- 8/-** P.M.3. Cash Price £2/12/6. Or DOWN and 6 monthly payments of 8/-.

CASH or COD ORDER FORM

To: READY RADIO LTD.
Eastnor House,
Blackheath, S.E.3.

Please dispatch to me at once the following goods

for which (a) I enclose (cross out line) £
(b) I will pay on delivery (not applicable) £

Name

Address

A.W.16/1/32

To: READY RADIO LTD.
Eastnor House,
Blackheath, S.E.3.

Please dispatch to me the following goods

for which I enclose first deposit of £

Name

Address

A.W.16/1/32

EASY PAYMENT ORDER FORM

"THE PICK OF THE MONTH'S RECORDS" (Continued from page 105)

The King's Breakfast, 1s. 6d. PANA 25096
A splendid experiment by "Uncle Stanley." This whimsical thing from "When We Were Very Young" should be enjoyed by children of all ages.

Silent Night, Holy Night and O, Sanctissima, 4s. PARLO RO20164
Although Christmas is past, these two fine old carols will give real pleasure all the year round. Tauber sings at his best, without tricks—reverently. If I could buy only one "Tauber," this would be my choice.

Little Grey Home in the West and Where My Caravan has Rested, 2s. 6d. COL DB662
Two very slender ballads in the big style. There is no denying the power and quality of Aroldo Lindi's voice.

Miserere Scene "Il Trovatore" and May Angels Guard Thee "La Forza del Destino," 6s. H.M.V. DB1199
Ponçelle, who sings with Martinelli in the first and with Pinza in the second seems to be infinitely more enjoyable in "Angels Guard Thee."

Aria of the Miller and Rondo of Farlof, 6s. H.M.V. DB1530
Two very jolly things by Chaliapine—in Russian, of course. It is a pity there is no translation, for the second sounds funny.

I'll Be Back and The Bootlegger's Child and Before You Ask Me to Believe You Love Me, 2s. 6d. PARLO R1086
If my readers want a souvenir of Ross and Sargent, this is it.

Parlez-moi d'Amour and Dans la Fumee, 2s. 6d. COL DB673
The first is a particularly charming little song by Lucienne Boyer. The second is not quite so good. I cordially recommend this record.
Makin' Faces at the Man in the Moon and Down Sunnyside Lane, 1s. RADIO 1575
Here are two typical G. H. Elliott songs—splendidly put over.

MISCELLANEOUS RECORDS

The Haunted Room, 1s. 1d. PICC 874
A humorous sketch which might have come straight from Savoy Hill. Good fun for a party.

The Yodelling Swiss and The Blind Girl and the Yodeller, 2s. 6d. PARLO R1080
A soprano and yodelling effort which makes no great impression.

Jovial Jasper and Xylophonia, 1s. 3d. STERNO 797
Xylophone solos with band. Clever and bright, if not exactly melodious.

Haydn Wood's Song Selections, 1s. 6d. WIN 5400
The Commodore Grand Orchestra and Organ do a real Cinema turn. A splendid performance.

By the Swanee River and Gold and Silver Waltz, 1s. 6d. WIN 5405
The Commodore again. Altogether first rate. "RECORDER."

"USING THE NEW D.C. MAINS VALVES"

(Continued from page 110)

detector valve, its screen, and such components as the grid leak and condenser, in a special screening box, which should be connected to the detector cathode and *not* to earth.

The accompanying circuit diagram shows a typical three-valve set for use with the new Osram or Marconi D.C. valves. It will be seen that in addition to the detector and its associated components the following low-frequency transformer is included in the screen. Note particularly that the negative mains lead starts at one side of the detector valve heater, which is in series with the other two heaters in the manner shown.

As it stands, this arrangement of detector screen may give rise to instability, due to the fact that it is not at earth potential. Also it does not conform to the I.E.E. regulations regarding shock precautions. This difficulty can be entirely overcome by surrounding the detector screen connected to the cathode with another slightly larger screen, connected to earth. The two

screens should be connected together with a small condenser.

Another source of hum has been traced to the use of a choke-capacity output circuit, particularly when a pentode is used as shown by the diagram. The remedy here is obvious—use an output transformer.

Interference due to switching on the D.C. line can often be prevented by the inclusion of the high-frequency chokes shown in the mains leads. The value of these chokes should be not less than 25 microhenries.

If these precautions are taken, and the circuit is properly decoupled as shown, there is no reason why a set with D.C.-mains valves should not give as hum-free reception as an A.C.-mains set.

"COLUMBIA FOUR-VALVE CONSOLE"

(Continued from page 108)

being the first stations actually quite clear of local interference. I found that London National had a spread of not more than 20 metres, which is up to standard for a

set not fitted with band-pass aerial tuning.

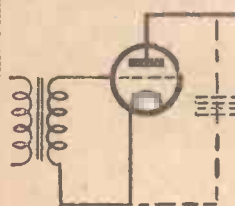
I was able to separate adjacent high-power foreign stations without any trouble; as an example, I should like to mention that I got Lengenber, North Regional and Prague clear of one another—no mean feat for three high-power stations.

On the long waves the selectivity is, I think, rather above the average, as I got Zeesen quite clear of Daventry and Radio Paris, save for a faint side-band "twitter" on occasion. Six of the long-wavers came in at fine strength.

The volume control, as already indicated, controls the sensitivity of the screen-grid valves, and for the reception of most stations there was power in hand.

Quality on the self-contained moving-coil pleased me, as I think it would most readers. There is enough top to give brilliance to music and enough bass without boom to give depth to the overall tone. The loud-speaker takes considerable volume without distress. Gramophone-record reproduction is very much worth while on this set—which incidentally forms the basis of the new Columbia automatic-record changing radio-gramophone selling at 47 guineas. SET TESTER.

STABILISING THE L.F. SIDE



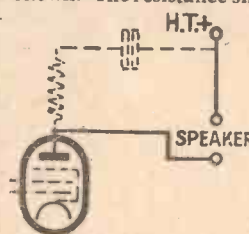
In portable sets and others where the layout is exceptionally compact, one does sometimes have trouble with stray H.F. currents getting into the low-frequency side of the set. This will be obvious by poor tuning, difficult reaction and, in some cases, low-frequency oscillation. To cure this, fit a small fixed condenser with a value of about .0001 microfarad between the anode and filament of the first low-frequency valve. The same arrangement may be tried in some detectors.

"GANGED" TUNING

IT may happen when ganging a dual-range tuner that the coils will match on the medium waves, but not on the long, so that in order to keep the condensers in step on both sides of the wave-change switch it becomes necessary to trim or reduce the value of one of the coils. The obvious way of doing this is, of course, to remove a few windings, one at a time, until both condenser readings agree; but a neater method of securing the same effect is to wind one or two turns of insulated wire around the coil in question and to connect the two ends together. The auxiliary wire then acts as a short-circuited secondary to lessen the inductance of the main or primary winding. B. A. R.

WHEN USING A PENTODE

If, when you fit a pentode in place of an ordinary power valve, the tone is reedy and there is no bass, then you need a filter circuit across the speaker to by-pass some of the high-note response. A condenser and a resistance in series should be connected as shown. The resistance should have a value of



about 5,000 ohms and a flexible resistance may be used. The condenser should have a value of about .01 microfarads. The higher the value, the greater is the high-note cut-off.

Ask for LISSEN — and get a LIFE GUARANTEED H.T. BATTERY for your Ether Searcher



THE Ether Searcher is a better set—the Lissen Battery is a better high-tension battery. It gives you more life for less money than ever before—every cell has a bigger power capacity. The Lissen Battery is capable of operating your Ether Searcher or any other set much longer than any other battery—you buy a battery with a specific life guarantee when you buy an Improved Lissen Battery.

LOOK FOR THIS LIFE GUARANTEE ON EVERY LISSEN H.T. BATTERY YOU BUY

Prices, too, have been greatly reduced—so that to-day Lissen give you a much longer lasting battery for less money.

*See the
GUARANTEE
when you
buy!*

60 VOLT
WAS ~~7/11~~

NOW **5/6**

120 VOLT
WAS ~~15/10~~

NOW **11/-**

LISSEN LIMITED, WORPLE ROAD, ISLEWORTH, MIDDLESEX

Don't Forget to Say That You Saw it in "A.W."



A POPULAR concert will be relayed from Kingsway Hall on January 23 in the National programme. The Central Band of the Royal Air Force will be conducted by Flight-Lieut. R. P. O'Donnell.

Shakespeare's *Taming of the Shrew* will be in the National programme on January 29.

Listeners who have not yet heard the feature programmes of John Watt's "Songs from the Shows" should make a point of tuning in to the sixth of the series, which is to be broadcast on January 21, bearing the title of "The Theme Song."

An outside broadcast arranged for the morning of January 29 is the Rectorial Address given from St. Andrew's Hall, Glasgow, to the students of Glasgow University. The speaker is Mr. Compton Mackenzie.

A Salvation Army service will be relayed from the Congress Hall, Clapton, in the National programme on January 17.

Mary Maddock will be heard with the Western Studio Orchestra on January 25.

A running commentary on the International Ice Hockey Match between England and Canada will be relayed from the Park Lane Ice Club in the Regional programme on January 18. The commentator is to be Mr. George F. Allison.

Father C. C. Martindale is to broadcast a series of talks bearing the general title of "What is a Saint?" These will be given on Sunday afternoons and will take the place of the Bible readings.

The City of Birmingham Police Band is to give a concert in the Town Hall on January 27, which will be broadcast to Midland listeners.

A feature programme entitled "Folk Songs and Dances" has been arranged by the Midland Studio Orchestra for January 28.

Dance music by Peter Fielding and his Band from the Town Hall, Cheltenham, will be followed by a vaudeville relay from the Hippodrome Theatre, Birmingham, on January 29. The vaudeville show is timed to begin between 8 and 8.30 p.m.

Harold Williams and Berkeley Mason are the soloists at a concert to be given by the Gloucester Orpheus Society from the Shire Hall, Gloucester, on January 28.

Regional vaudeville on January 18, and National on January 19, will include Edith Day, Robert Naylor, Mario Lorenzi, Dorothy McBlain, Scott and Whaley, and Alec McGill and Gwen Vaughan.

Four types of "theatre music" will be broadcast by the B.B.C. Theatre Orchestra in the London Regional programme on January 18.

A Black Country play by Frank Layton, entitled *The Invalid*, will be broadcast from the Birmingham studio on January 25.

The North Regional programme on January 17 begins with a pianoforte recital in the Leeds studio by Muriel Richardson.

The series of talks "We Northerners" continues on Monday, January 18 with a broadcast by Miss F. Holden.

The Abram Colliery Prize Band will provide the North Regional concert on January 19.

On January 20 the "Lancashire Mummies" make their first appearance in the North Regional programme. This concert party is the Lancashire reply to the "Yorkshire Mummies," and the rivalry between the two parties is expected to be keen!


The City of Birmingham Orchestra has engaged Frederick Dawson, the well-known pianist, for its Plebiscite Concert on January 30.

For the "1932 ETHER SEARCHER"


strongly
recommended
by
"AMATEUR
WIRELESS"

This astonishing speaker will give you true moving-coil reproduction from your "Ether Searcher" or from ANY 2-, 3-, or multi-valve set—a performance equalled only by much higher-priced instruments. The Sheffield-made cobalt steel magnet weighs 5 lbs. No mains or batteries are needed. Recommended by "Amateur Wireless" for the whole series of 1932 Ether Searchers. Write to us for interesting art booklet "SPEAKING OF SPEAKERS" (Post free).

Use also the W.B. 4-5 pin miniature valveholders in building your Ether Searcher, Price 8d.



Handsome grained Oak Cabinet to suit the P.M.3 (or similar size of speaker) - - 30/-



**PERMANENT
MAGNET**
MOVING COIL SPEAKER

Made by the makers of the famous W.B. Valveholders and Switches

Whiteley Electrical Radio Co., Ltd., Nottingham Rd., Mansfield, Notts.

Irish Free State Distributors: Kelly & Shiel, Ltd., 47 Fleet Street, Dublin.


PM3

45'

Three-ratio output transformer 7/6 extra

THE STAR SET OF THE SEASON STARS LISSEN COMPONENTS!

★ BECAUSE IT'S A GOOD SET
THE 1932 ETHER SEARCHER
EMPLOYS GOOD PARTS.




- LISSEN FIXED CONDENSER . . . 1/-
- LISSEN GRID LEAK 1/-
- LISSEN FIXED CONDENSER . . . 1/-
- LISSEN "HYPERNIK" L.F. TRANSFORMER 12/6
- LISSEN DISC-TYPE H.F. CHOKE . . . 2/-
- LISSEN TERMINAL BLOCKS . . . 1/- each
- LISSEN TERMINAL BLOCK . . . 1/-

The LISSEN

HYPERNIK TRANSFORMER

The designers of the Ether Searcher have used this transformer in the actual set because *they could not get such a good response curve—such fine quality of reproduction—from any other transformer at anything like this price.*

With a primary induction of fully 100 henries, it yet operates perfectly when passing currents up to 5 mA. or more. Its step-up ratio is 4 to 1, and a stage amplification of more than 100 is obtained.



PRICE **12/6**

BUILD IT WITH LISSEN AND GET BEST RESULTS

You don't want to build another three-valve set unless you are going to get really *exceptional* results . . . and that is just what the designers of the 1932 Ether Searcher have tried to provide for you. Now it's up to you—ARE YOU GOING TO GET THE BEST POSSIBLE "ETHER SEARCHER" RESULTS BY PUTTING IN THE BEST POSSIBLE COMPONENTS? All the fixed condensers . . . LISSEN! Two Lissen H.F. Chokes! The transformer . . . LISSEN, of course! Triple-gang three of the fine new rigid Lissen Variable Condensers. Use Lissen Valveholders, Lissen Spaghetti Resistances, Lissen Reaction Condensers—don't be satisfied with "second-best" but think for yourself about this circuit and get all Lissen—THE PARTS THAT PULL TOGETHER!

LISSEN disc-type H.F. CHOKE

A disc-type H.F. Choke of outstanding merit, in very compact form. Will operate perfectly in any capacity reaction circuit wherever an H.F. Choke is specified. Suitable for both long and medium wavelengths. Will give perfect results in receivers employing Dual Wave Coils.

2/-
PRICE

LISSEN FIXED CONDENSERS

These Lissen Mica Fixed Condensers are leak-proof. They never vary. They deliver all their stored-up energy. Guaranteed accurate within 5% of marked capacity. Can be mounted upright or flat. Grid-leak clips included free with each condenser. .0001 to .001 .002 to .006, 1/6.

1/-

LISSEN FIXED GRID LEAKS

It is of utmost importance that resistances should be varying in value and free from defects which may cause parasitic noises. Lissen Resistances have been tested by exposure to rain and sun, and they remain constant and silent in use always. All values

1/-

LISSEN TERMINAL BLOCKS 1/- each.

LISSEN—the parts that pull together!

LISSEN LIMITED, WORPLE ROAD, ISLEWORTH, MIDDLESEX

Mention of "Amateur Wireless" to Advertisers will Ensure Prompt Attention



The Anglo-American Radio Society
SIR,—In June of 1931, the Anglo-American Radio Society, owing to the world depression, abolished membership fees, and anyone desiring can now join freely. All that is necessary for a person desiring to join is to send his name and address to the headquarters of the society at 11 Hawthorn Drive, Willowbank, Uxbridge, England, and he will be enrolled.

Members may obtain free help and information regarding receivers, components, stations, etc., for the asking. They will, if desiring it, also be put in touch with members in all parts of the world.

As the society has no funds, members, and those applying for membership, who desire a reply are asked to kindly enclose a stamp.

The aims of the A.-A.R.S. are to aid radio enthusiasts and to promote goodwill and fellowship between nations.

ERNEST HOBDEN
 (Enrolment Council Member of A.-A.R.S.)

"We Show the Way"

SIR,—I read with interest Thernion's comments under "We Show the Way" in current issue of AMATEUR WIRELESS. He says we certainly taught America how to make valves and dull emitters in particular, or words to that effect. I am

100 per cent. British, but do not think that this country can claim a monopoly of radio brains. For the past two years I have been writing valve manufacturers to find which one produced a special detector, guaranteed free from microphonic noises when used for short-wave reception. The answers are evasive and unconvincing. America and Holland do produce a valve of this description.

A. W. M. (Middlesbrough).

Trolley-bus Interference

SIR,—We have succeeded in getting the Ipswich Branch of the W.R.A. to take the matter of trolley-bus interference up with a view to bringing more pressure to bear on the Tramway Corporation and other parties concerned.

If this is not asking too much, we should be very much indebted if you would publish the above as a news item in your valued paper, as we feel sure that Ipswich readers of your publication will be very much interested, also it will stimulate interest among the traders themselves.

IPSWICH WIRELESS COMPANY, LTD.
 (Ipswich).

The "Century Super"

SIR,—I have been particularly interested in letters which have been printed

in AMATEUR WIRELESS concerning the "Century Super." I have always been interested in super-hets from the time they were first introduced, and have stuck to them despite the nonsense that has been written and spoken as to the inferior quality that was to be expected from them. The "Century Super" beats the whole lot and, in my opinion, is the very best set that has yet been introduced. I have departed from the original design by putting in a 30-ohm rheostat to govern the filament current to the two S.G. valves and to act as a volume control, a 2-megohm leak for the second detector and two stages of L.F.—Hypermu transformer in the first stage, and a Telsen "Ace" in the second, with a Mullard 254 power valve. The set is driven by a home-made eliminator with fiveappings and the loud-speaker is a 24-in. and 18-in. double linen cone with the latest Blue Spot unit. With the rheostat the volume can be regulated from a mere whisper to a deafening roar—the potentiometer being about a quarter on for the English stations.

The tone is excellent both on the bass and high notes and the set is generally admired.

J. H. C. (Hutton).

A Matter of Screening

SIR,—I have been trying to build up a set which combines a number of features. I did not keep rigidly to any one particular design because none of them incorporated all of the features I wanted. The task of actual building has been finished some weeks, but the results are far
 (Continued in 3rd column of page 118)

EPOCH REAL PIONEERS YEARS AHEAD

PERMANENT MAGNET

in experience, research and design



MODEL J.1.

18 months before the many so-called pioneer claims to the production of the Permanent Magnet Moving-Coil Speakers, Epoch designed, developed and manufactured the first practical Permanent Magnet. Epoch's leadership in this class is definitely established by a new standard of comparison for performance and price set by Model J.1. The lowest price Permanent Magnet Moving-Coil Speaker on the market. Comparable to instruments costing far more. The 3-Ratio Transformer fitted makes it ready to work instantly from any set with Pentode or Super Power output. When purchasing a Moving-Coil insist upon EPOCH.

Send for Free Art Booklet P.S.5.

Complete with aluminium covered cobalt steel magnet, one-piece moulded linen diaphragm and 3-ratio input transformer. Ask your dealer for it. He will gladly demonstrate this or any Epoch Model. If you have any difficulty send for nearest dealer's name or call at our new showrooms and hear it.

45/-


(Complete with 3 Ratio Input Transformer.)

NEW MODEL—STILL MORE SENSITIVE!

EPOCH RADIO MANUFACTURING CO., LTD., EXMOUTH HOUSE,
 EXMOUTH STREET, E.C.1
 At the junction of Rosebery Avenue and Farringdon Road.

With 3-Ratio Input Transformer

THERE IS NO SUBSTITUTE FOR
"MARCONI"
 DEPENDABILITY
 IN ACTUAL PERFORMANCE



THE SYMBOL OF AUTHENTIC RADIO

**New Marconi Valves
 for D.C. Mains Receivers**

Here is a new range of Marconi indirectly heated mains valves with .25 amp. filaments, silent, very economical and equalling the famous Marconi A.C. Mains type in their exceptional efficiency. Note these points:—

1. Heater currents only .25 amp. at 16 volts. A typical 4 or 5-valve receiver thus has a total power consumption of only about 60 watts.
2. Very high heater-cathode installation. This provides for a straight forward type of circuit, similar to that of most A.C. sets.
3. Mica-bonded construction and interlocked electrodes, ensuring extreme reliability and consistency.
4. Unusually large effective cathode surface, giving a copious emission with freedom from hum.
5. High mutual conductance, comparable to that of the best A.C. mains types.
6. A valve for each position in the set.
7. Rapid heating — about half the time usually needed.

**THE COMPLETE RANGE,
 ALL WITH .25 AMP. HEATERS**

- DS. Screen Grid 22/6 DH. General purpose 15/-
 DSB. High Conductance Screen Grid 22/6
 DL. LF. & POWER 17/6 DPT. Power Pentode 25/-

Mention of "Amateur Wireless" to Advertisers will Ensure Prompt Attention

OUR LISTENING POST

By JAY COOTE

I FEEL convinced that, during the last week or so, in the space of a few nights more transatlantic broadcasts were logged than at any other period of the year. Between 2 and 4 a.m. the U.S.A. stations simply rolled in. Even modest three-valvers offered to their owners readable signals from KDKA East Pittsburgh (306 metres); WJZ, Bound-brook (394.5 metres); WBZ, Springfield (303 metres); WPG, Atlantic City (273 metres); WTIC, Hartford (283 metres); WTAM, Cleveland (280 metres); WIOD, Miami Beach (230.6 metres); WGY, Schenectady (380 metres); and most correspondents commented on the extraordinary volume of transmissions picked up from the main Columbia Broadcasting station, WABC, recently moved to Wayne Township (New Jersey) and now a full 50-kilowatt.

On larger sets of the super-het type many of the smaller stations were also well heard. Fortunately, most of the U.S.A. transmitters work on wavelengths corresponding almost to those of well-known and easily found European stations. All that is needed, therefore, is to tune in to one of these, go to bed early, rise again at, say, 2 a.m., and carry on. It means a very short search over a few degrees of the dial. You will be surprised to find how easily these transatlantic concerts can be picked up during the present month.

English Transmissions

Radio Paris on every Sunday now brings us a series of sponsored programmes which do much towards brightening the broadcasts usually available on that day. The French station is on the air with gramophone records

as early as 11 a.m., and with but one interval between midday and 1 p.m., when a French broadcast is made, supplies a continuous *English Performance* until 4 p.m. In the latter hour, devoted to H.M.V. productions, the announcements have been personally made by our old friend Rex Palmer, of the earlier B.B.C. days; in the same way, Mr. Christopher Stone in the flesh, officiates in the studio for the Decca Hour. Again, at 10.30 p.m. the French station reappears with a further hour's entertainment for British listeners offered by a London weekly publication.

Regularly every Saturday well-known radio stars cross the Channel to appear for one night only in the Paris studio. Flotsam and Jetsam, Leonard Henry, Norah Blaney, and Gwen Farrar have already contributed to these broadcasts, and I understand that other equally famous artistes have been engaged for future concerts.

Radio Toulouse

Radio Toulouse still retains its English transmission every Sunday at 10.40 p.m. and Radio Normandie, at Fécamp, which, for the special purpose of reaching listeners on this side of the "ditch," has adopted a more favourable wavelength of 246 metres, makes a regular appeal to Great Britain every Sunday evening. From this studio at 7 p.m. the first transmission is made, and at 10.30 p.m., after its regular programme, the station again takes the air with special entertainments for our benefit. On these nights it is seldom that the announcer is allowed to sign off before 3 a.m. It must be borne in mind that the Fécamp transmitter normally works on 220 metres

(more or less!) and changes over to 246 metres only at 10.30 p.m. for these concerts.

Judging by my mail-bag, in the beginning of the week it seems evident that English broadcasts from France are greatly appreciated on this side of the Channel, but I should like to know what the French listener thinks of them. Sunday, in most countries, is the only day which gives the average working man an opportunity of using his receiver. The Frenchman, rightly enough, expects understandable programmes from his station, and his thoughts regarding these "angleche" comic songs should prove enlightening. There are, as a matter of fact, on every Sunday eleven sponsored transmissions from French stations specially destined to listeners in the British Isles.

READERS' IDEAS AND QUESTIONS

(Continued from page 116)

from satisfactory. My chief complaint is instability. J.B. (Lewisham).

When designing a receiver, it is essential to guard against electro-magnetic or inductive coupling. All coils, whether H.F. tuning coils or H.F. chokes or H.F. or L.F. transformers, should be arranged so that the plane of their windings is at right angles to those nearest them. If it is impossible to arrange your set of components in this way you will need to experiment with damping in your different circuits to overcome any instability.—Ed.

Statistics recently published in Holland show that at the end of September, 1931, there were 278,891 registered listeners to the broadcast programmes; these entertainments were also received by 414,438 subscribers to the recently established wired-wireless systems working in conjunction with the telephone services.

WET OR DRY ?



For refinement of tone, altogether free from background noises you cannot use anything better than C.A.V. H.T. Accumulators. They last for years and are no more expensive in the long run than Dry Batteries.

If you find it more convenient to use Dry Batteries, we offer a complete range from which to select. It is a good Battery upholding the reputation of "The World's Best" by which all C.A.V. Batteries are known. Next time try a C.A.V.

Obtainable from our Battery Service Agents and Traders throughout the country.

Before investing in a new battery, let us send you full details of all C.A.V. Radio Accumulators.

*FREE A useful booklet on the maintenance and charging of L.T. and H.T. Accumulators.

Department C.4

C. A. VANDERVELL Ltd., WELL ST., BIRMINGHAM.



Amateur Wireless recommend a C.A.V. L.T. Accumulator for the "1932 Ether Searcher."

FOR HIGH TENSION

LOOK FOR THIS LABEL
IT IS YOUR GUARANTEE THAT THE CAPACITY OF C.A.V. RADIO ACCUMULATORS HAS BEEN CERTIFIED BY THE PORTABLE ACCUMULATOR MANUFACTURERS ASSOCIATION

A DISTINGUISHED PERFORMER

Read these Press extracts—

All the time one is using the controls, one has the feeling that a superheterodyne is being used, so prolific is it as a station getter...

We were impressed by the very high quality and finish and soundness of workmanship throughout. The set is of the highest quality...

Speech and piano tone are particularly good; the latter is round and full

The receiver was sufficiently sensitive for a small picture rail aerial to suffice for a wide range of reception



Model 352

23

GUINEAS

OR

48/-

DOWN

and twelve monthly payments of 39/-

One knob tunes three ganged condensers. No reaction. Volume control also acts as the "off" switch. Coil excited speaker. In Walnut Cabinet. A.C. or D.C. Mains.

All-British

Columbia LONG DISTANCE RADIO

FREE TRIAL

A postcard to Columbia, 99, Clerkenwell Road, London, E.C.1 will arrange a demonstration free and without obligation in your own home.

Please Mention "A.W." When Corresponding with Advertisers

**OWNERS OF BATTERY SETS
CAN NOW CONVERT
NO ACCUMULATOR NO H.T. BATTERY**

The new M.P.R. all mains equipment will run your present set, without any alteration, straight from your electric light supply.



Price: £6 19s. 6d.

EXTENDED PAYMENT (H.P.)

1st PAYMENT 33/6 and 8 monthly payments of 15/-
Space Occupation:—11 in. x 5 1/2 in. x 5 1/2 in. high

Full details from

MAINS POWER RADIO CO.
BROADWAY WORKS, ROMFORD

FAMOUS CRAFTSMANSHIP



for YOUR SET or RADIOGRAM
Built like a piano, the fine tone and Style
brings a thrill no words can convey.

(Over 3,000 delighted clients)
(Radio Press—leading Experts)

DIRECT from makers. APPROVAL
7 days FREE. 35/- to £15. Cash
or EASY PAYMENTS. Photographs FREE.
PICKETT'S Radio-Furniture Makers
(A.M.) Albion Road, Bechtleyheath, Kent.

Pantomimes from the Theatre Royal, Leeds, have become regular annual events for Northern listeners. This year Dick Whittington and his Cat will be relayed from 7 to 9 p.m. on January 21.

**When Submitting
Queries**

Please write concisely, giving essential particulars. A Fee of One Shilling (postal order), a stamped addressed envelope, and the coupon on the last page must accompany all letters. The following points should be noted.

Not more than two questions should be sent with any one letter.

The designing of apparatus or receivers cannot be undertaken.

Modifications of a straightforward nature can be made to blueprints, but we reserve to ourselves the right to determine the extent of an alteration to come within the scope of a query. Modifications to proprietary receivers and designs published by contemporary journals cannot be undertaken.

Readers' sets and components cannot be tested at this office. Readers desiring specific information upon any problem should not ask for it to be published in a forthcoming issue, as only queries of general interest are published and these only at our discretion. Queries cannot be answered by telephone or personally.

Readers ordering blueprints and requiring technical information in addition, should address a separate letter to the Query Department and conform with the rules.

MIRROR LIKE

PERMANENT PERMCOLE

Use PERMCOLE the modern Ebonite guaranteed never to spoil your set by discolouring. Black, Mahogany or Walnut finishes, perfect mirror polish, highest insulation, easy to cut and drill and costing only 4/6 for 7" x 18" panel. Ask your dealer or write to us for list. Any panel size cut. Cash or C.O.D. by return.

BRITISH HARD RUBBER CO., Ltd.,
PONDERS END MIDDLESEX

PERMCOLE

ELECTRADIX BARGAINS

of everything

RADIO and ELECTRICAL

Send 4d. Stamp NOW for
Illustrated Catalogue and
Jan.-Feb. Sale List.

ELECTRADIX RADIOS,
218, Upper Thames Street, E.C.4.
City 0191



is Mr. G. P. Kendall's choice
for the "Meteor III"

Read his letter:—

Designed and manufactured by specialists in the field of sound reproduction. R. & A. Reproducers are designed and produced for the perfect reproduction of speech and music. Moderately priced, they are equal in performance to the most expensive loud-speakers and definitely superior to many.

**THE R & A "100" Permanent
Magnet Moving Coil
Reproducer.**

45/-

A moving coil of amazing power, sensitivity, and fidelity throughout the whole audible range. The *Wireless Trader* states: "Above the average of its type will lend with 5w undistorted A.C. without distress reproduction very good . . . plenty of bass and no shrillness . . . excellent value for the money." You can pay three times its price, but you cannot get a better loud-speaker. A demonstration will convince you.

R & A 3-ratio Output
Transformer to suit all
Power Valves, 12/6



Ready Radio Ltd

Eastnor House,
Blackheath, SE3

Thursday, 3rd December, 1931.

GPK/TS.


Messrs. Reproducers & Amplifiers, Ltd.,
Frederick Street,
Wolverhampton.

Dear Sirs,

I think you may be interested to know that after lengthy tests, I have decided upon your Model 40 Chassis as the best value-for-money reproducer I can find for use with our "Meteor Three".

On test I found speech unusually crisp and natural, and the general balance of musical reproduction excellent. Reproduction of bass was also notably better than one expects from any unit of this type regardless of price, and was indeed definitely good. The actual range of frequencies adequately reproduced I found to be surprisingly wide, and at no point thereon did I find a noticeable peak.

Yours faithfully,
G. P. Kendall.
(G.P. Kendall.)
Chief Engineer.



16/6

Of this reproducer the *Wireless World* reports: "Design ingenious, workmanship thorough . . . speech exceptionally good, by comparison with moving-coil instruments . . . more than sufficient volume for normal requirements . . . performance and workmanship bear all the marks of a thoroughbred . . . it stands in a class by itself."

**Insist on R & A
and refuse a substitute.**

If your Dealer is out of stock, he can obtain at very short notice.

REPRODUCERS & AMPLIFIERS LTD., FREDERICK ST., WOLVERHAMPTON




**NOW
IN THE**

1932

**ETHER
SEARCHER**

**ETHER
SEARCHER**

**ETHER
SEARCHER**



J.B. AGAIN!

Everyone knows the phenomenal success achieved each year by the "Amateur Wireless" "Ether Searcher." Last year's model, the second, was easily the most popular constructor-set of the season! Simple to operate, selective, powerful . . . and each year the condensers used by the designer have been J.B.

Now, 1932 brings in a new and even better "Ether Searcher." This is the set you must build if you want the best results. BUT follow the specification.

Use the condenser that the designer used—
The J.B. R3 GANG

29/6



**PRECISION
INSTRUMENTS**

Advertisement of Jackson Brothers, 72, St. Thomas' Street, London, S.E.1. Telephone: Hop 1837

WILL DAY LTD.
 "Note-Us for Lotus"
 Our extensive
SHOWROOMS & EXPERT ADVICE
 are at your command

See and hear
 these Quality
 Radio
 Receivers

Mains Models
 A.C. & D.C.
£15.15.0

Battery Models
£9.9.0



WILL DAY LTD.
 19 Lisle Street, W.C.2
 Telephone: Gerrard 4476 (3 lines).

CONVERT YOUR SET
 INTO A SHORT-WAVE HETERODYNE
 AND HEAR THE WORLD DIRECT

Insert this converter in the aerial lead to your set. It can be used with any battery, D.C. or A.C. mains receiver providing one or more stages of H.F. amplification are present. Extremely simple to operate.

It converts your present receiver into a short-wave super-heterodyne following the latest practice.

EDDYSTONE
 SHORT-WAVE
 CONVERTER

Complete in oak cabinet (10 in. x 8 in. x 9 in.) including Mullard P12DX valve, 60 volt Pentrix H.T., Exide L.T. (Royalty included)

£4-17-6

Without batteries, if existing batteries are utilised **£4-5-0**



STRATTON & Co., Ltd., Bromsgrove St., Birmingham
 London Service Depot:
 Webb's Radio Stores, 164 Charing Cross Road, W.C.2

PIFCO
ALL IN ONE
RADIOMETER

TESTS EVERYTHING

VALVE TEST
 COMPONENT TESTS
 CIRCUIT TESTS
 HIGHEST CLASS
 TO H.T. ON SET
 TOTAL DISCHARGE from BATTERY
 12/6
 10 MAMPS DISCHARGE ON ONE TAPPING



The Pifco "All-in-One" Radiometer is patented throughout the world. There is no instrument made like it. You must have one to secure the best reception.

Ask your Radio Dealer to demonstrate it. Standard Model for Battery Operated Sets 12/6. De Luxe Model for Electric Receivers £2/2/0. Booklet free from Patentees: Pifco Ltd., High St., Manchester.

SPECIFIED



IN
 1932
**ETHER
 SEARCHER**

SOVEREIGN COMPRESSION TYPE CONDENSER

ANOTHER success for Sovereign—again they are specified in a leading "A.W." set. The famous Sovereign Compression Type Condenser (used so much in selective circuits) is specified this time, and since all other Sovereign Radio Components are equally efficient, reliable and lasting as this one, it should remind you to use Sovereign as much as possible when building this splendid set. Rely on Sovereign for maximum results that endure. Sovereign Components are cheaper, too, in many cases.

Bakelite cases, nickelled fittings, best ruby mica, and accurately made plates. Guaranteed accurate within 5% of stated values.

Type "F" .0001 mfd. } 1/3 each
 Type "J" .0003 mfd. }
 Type "G" .001 mfd. } 1/6 ca h
 (as specified)
 Type "H" .02 mfd.

IF YOUR DEALER CANNOT SUPPLY, SEND DIRECT, also for CATALOGUE OF FULL RANGE.

SOVEREIGN
 PRODUCTS, LTD.
 52/54 ROSEBERY
 AVENUE,
 LONDON, E.C.1.





MAKE SURE OF SUCCESS

with the
1932 Ether Searcher

Insist upon the batteries recommended by "Amateur Wireless." You will then make sure of good results

*

For L.T.

Exide

Type DFG, 45 ampere hours, Price per 2 volt cell, 8/6

*

For H.T.

Drydex

Orange Triangle, Type H.1015, 120 volts, Price 24/-
For Grid Bias, Drydex Green Triangle, Type H 1008,
16.5 volts, Price 2/6.

*

Obtainable from Exide Service Stations and all good dealers. Exide Service Stations give service on every make of battery.

Exide Batteries, Exide Works, Clifton Junction, near Manchester. Branches at London, Manchester, Birmingham, Bristol, Glasgow, Dublin and Belfast

This famous speaker now available for 8/- down

Think of it, the famous Celestion M.12 Chassis for 8/- down and 4 monthly payments of 8/-.

Outstanding in its wonderfully realistic tone, and its ability to handle great volume. That *essential* to absolutely true reproduction—The **RE-INFORCED DIAPHRAGM**—is found **ONLY IN CELESTION SPEAKERS**. That is why the Celestion M.12 gives such outstanding results, and why it covers a tonal range never before attained in a cone speaker.

Three terminals allow any output valves to be accurately matched. At 35/- the M.12 represents *the finest value ever offered*. Truly a speaker of outstanding merit. Write for free literature!

CELESTION, LTD.

London Road, Kingston-on-Thames

London Showrooms:

106 Victoria Street, S.W.1

CELESTION

The Very Soul of Music

LOUD-SPEAKERS

You will Help Yourself and Help Us By Mentioning "A.W." to Advertisers

ETA VALVES pull in the stations



IN spite of all the latest devices—ganged condensers, band pass tuning and the rest—your valves will always play a major part in bringing you “all Europe.”

And getting stations, with a set of ETA valves on board your set, is not a matter of pious hope but absolute certainty. All the best programmes of Europe come when ETA calls, and behave like perfect gentlemen as long as their company is desired.

ETA valves are strong on economy, too. They are every bit as efficient as the dearest valves you can buy, but they're much lighter on your pocket. The price of ETA valves is, in fact, as low as you *dare* go without sacrificing efficiency and as high as you *need* to go to get the best valve that's made.

Next time you buy valves buy

ETA

THE INTERNATIONAL VALVE

THE ELECTRICAL TRADING ASSOCIATION LTD.,
ALDWYCH HOUSE, ALDWYCH, LONDON, W.C.2

Telegrams: Eltradax, Estrand, London. Telephone: Holborn 8139

Local Agents:

DUBLIN: W. J. Byrne, 21, Temple Lane. GLASGOW: R. G. Jackson Nisbet, 132, Renfrew Street. NEWCASTLE-ON-TYNE: Messrs. Black & Co., Prince's Buildings, King Street. BOURNE-MOUTH: L. G. Wray, 92B, Christchurch Road, Pokesdown. BRIGHTON: Messrs. McEwan & Co., Ltd., 31, Crown Street. WELLINGBOROUGH: A. J. Garrad, 9, George Street.



PRICES FROM
7/-

Hutcheon

Please Mention "A.W." When Corresponding with Advertisers

Postcard Radio Literature

GET THESE CATALOGUES FREE.

Here "Observer" reviews the latest booklets and folders issued by well-known manufacturers. If you want copies of any or all of them **FREE OF CHARGE**, just send a postcard giving the index numbers of the catalogues required (shown at the end of each paragraph) to "Postcard Radio Literature," "AMATEUR WIRELESS," 58-61, Fetter Lane, E.C.4. "Observer" will see that you get all the literature you desire.

A Useful Free Book

I REALLY think every set constructor should have on hand a copy of the new Lissen book. Lissen's, as you know, manufacture practically every radio part, from batteries to terminals, and you will find them all in the new lists—complete sets, too. Copies will be sent free through my Catalogue Service. Constructors should note that Lissen parts feature in the "1932 Ether Searcher" described this week.

677

Loewe Parts

You should write for a free copy of Catalogue 31/32, issued by the Loewe Radio Co., Ltd. Resistances, condensers pick-ups, loud-speakers, and multiple valves are described.

678

A Bulgin Catalogue

The new Bulgin book is more than a catalogue, for some thirty pages are devoted to circuits and pictorial diagrams for switches, volume controls, and dozens of other useful components. In the first part of the manual the leading components in the Bulgin range are illustrated and described.

679

From Ferranti

List R.C.B. 2 has just come to hand from Ferranti, Ltd. This includes everything from rejector wavetraps to radio gramophones. A section is devoted to meters and testing instruments.

680

Short-wave Gear

The "Eddystone Kilodyne Special" is described in a new 1932 folder from Stratton and Co., Ltd. This is specially designed for short-wave working, but also gives broadcast band reception.

681

OBSERVER

Set users who are in doubt about the efficiency of their earth connection should get details of the Wearite earth tube which makes it an extremely easy job to get a low-resistance earthing point. These tubes are of guaranteed solid copper and cost 3s. 6d. each. Details can be obtained, free on mention of AMATEUR WIRELESS, from Messrs. Wright & Weaire, Ltd., 740 High Road, London, N.17.

New Times Sales Co

FIRST EASY PAYMENT BRINGS THE RADIO OF YOUR CHOICE

1932 ETHER SEARCHER

Described this week

- KIT "A"** Using specified parts, less cabinet and valves **11/7**
Balance in 11 monthly payments of 11/7
CASH PRICE £6 : 6 : 0
Valves £2 : 8 : 6 extra. Cabinet as specified. 16/- extra. **WITH ORDER**
- KIT "B"** Using specified parts, with valves less cabinet **16/-**
Balance in 11 monthly payments of 16/-
CASH PRICE £8 : 14 : 6 **WITH ORDER**
- KIT "C"** Using specified parts complete with valves and cabinet **17/5**
Balance in 11 monthly payments of 17/5
CASH PRICE £9 : 10 : 6 **WITH ORDER**

IMMEDIATE DELIVERY

MANUFACTURERS' KITS

- TELSEN THREE** **5/6**
Less valves and cabinet.
Balance in 8 monthly payments of 5/6.
CASH PRICE £1 19 6 **WITH ORDER**
- V.3 RADIO FOR THE MILLION** **10/-**
With valves, less cabinet.
Balance in 11 monthly payments of 10/10.
CASH PRICE £5 17 6 **WITH ORDER**
- COSSOR EMPIRE MELODY MAKER, MODEL 234** **10/-**
With valves and cabinet.
Balance in 11 monthly payments of 12/6.
CASH PRICE £6 15 0 **WITH ORDER**
- OSRAM NEW MUSIC MAGNET FOUR** **19/8**
With valves and cabinet.
Balance in 11 monthly payments of 19/8
CASH PRICE £10 15 0 **WITH ORDER**
- FORMO TRIPLE-WAVE 3** **5/11**
With triple-wave switch operated coil, and valves.
Balance in 11 monthly payments of 5/11.
CASH PRICE £3 5 0 **WITH ORDER**
- READIRAD METEOR 3** **6/11**
Less valves and cabinet.
Balance in 11 monthly payments of 6/11.
CASH PRICE £3 15 0 **WITH ORDER**

SPEAKERS

- BLUE SPOT SPEAKER UNIT AND CHASSIS.** Type 100. U. Cash Price £1 19 6. Balance in 7 monthly payments of 5/5. **With 5/5 Order**
 - AMPLION MOVING-COIL SPEAKER, TYPE M.C.G.** Permanent magnet, with output transformer. Complete. Cash price £3 7s. 6d. Balance in 11 monthly payments of 6/2. **With 6/2 order**
 - NEW CELESTION TYPE J12 SPEAKER AND CHASSIS.** Incorporating the famous Celestion reinforced diaphragm. Cash price 38/6. Balance in 7 monthly payments of 5/3. **With 5/3 order**
 - CELESTION PERMANENT MAGNET MOVING-COIL SPEAKER.** Type R.P.M.8, with 8" reinforced diaphragm. Excluding input transformer. Cash Price £3 10s. 0d. Balance in 11 monthly payments of 6/5. **With 6/5 order**
 - MAGNAVOX PERMANENT MAGNET MOVING-COIL SPEAKER.** With 2-ratio input transformer. Cash price £3 3s. 0d. Balance in 11 monthly payments of 5/9. **With 5/9 order**
 - CELESTION P.P.M. PERMANENT MAGNET MOVING COIL SPEAKER** with impr gnate 1 diaphragm and dual impedance input transformer. Cash or C.O.D. £2 7 6. Balance in 7 monthly payments of 6/6. **With 6/6 order**
 - ORMOND PERMANENT MAGNET MOVING-COIL CHASSIS (No. 464).** With tapped input transformer. Cash price £3 5s. 0d. Balance in 11 monthly payments of 5/11. **With 5/11 order**
 - ROLA PERMANENT MAGNET MOVING-COIL SPEAKER.** Complete with input transformer. Cash Price £2 17s. 6d. Balance in 8 monthly payments of 7/1. **With 7/1 order**
 - PILOT PERMANENT MAGNET MOVING-COIL SPEAKER,** in handsome solid oak cabinet with multi-ratio input transformer. Cash price £3 15s. 0d. Balance in 11 monthly payments only of 6/11. **Send 6/11**
- W.B. PERMANENT MAGNET MOVING-COIL SPEAKER**
TYPE P.M.3. **With 4/10 order**
With 3 Ratio input transformer.
Cash price £2 12s. 6d.
Balance in 11 monthly payments of 4/10.

ELIMINATORS

- EKCO K.12 H.T. ELIMINATOR AND L.T. TRICKLE CHARGER.** Delivers 12 m/a. Tapped at 80 v. (S.G.) 120/150 v. Charges ¼ amp. at 2, 4, or 6 v. Cash price £3 19s. 6d. Balance in 11 monthly payments of 7/2. **With 7/2 order**
- ATLAS A.C. ELIMINATOR TYPE A.C.244.** Three tappings, S.G., Detector, and Power. Output, 120 volts at 20 m/a. Cash price £2 19s. 6d. Balance in 11 monthly payments of 5/6. **With 5/6 order**
- EKCO A.C.25 H.T. ELIMINATOR.** Tappings—S.G. 50/80 volts, 100/150 volts at 25 m/a. Cash £3 17s. 6d. Balance in 11 monthly payments of 7/1. **With 7/1 order**

NEW TIMES SALES CO., 56 LUDGATE HILL, LONDON, E.C.4. Phone: CENTRAL 2716.

(a) Please send me Free your 1932 Radio Catalogue.....

(b) Please send me further particulars of.....

(c) I enclose.....d. as first payment for.....

NAME

ADDRESS

A.W. 16/1/32.

1,000 hours for 6/-



The running cost at 3d. per unit of Heayberd's outstanding Model, BD.150 Mains Unit. Housed in neat steel case with bakelite panel, Westinghouse Rectification and length of flex. GUARANTEED 3 YEARS.

OUTPUTS : 40ma. at 200v. or 50ma. at 150v.

TAPPINGS: 60/80v. Var.S.G., 120/150v. and 200v. fixed.

L.T. Windings for 4v. at 4, 6 or 10 amps, if required, extra.

POST NOW

I enclose 3d. stamps for illustrated List 962 and others with diagrams of great interest.

M.....
Address.....



MASTERS OF THE MAINS.

10 FINSBURY STREET, LONDON, E.C.2
(One minute from Moorgate Und. Stn.)

HEARING THE MAINS

ONE of the interesting exhibits at the Physical and Optical Society's exhibition was an H.M.V. display shown by the accompanying photograph. With this it is possible



to hear the note set up by the frequency of the electric supply mains. The lamp in the centre, which is connected to an A.C. supply, projects a beam of light on to a photo-electric cell on the right. This is connected to an H.M.V. S5 moving-coil speaker.

"Amateur Wireless and Radiovision." Price Threepence. Published on Thursdays and bearing the date of Saturday immediately following. Post free to any part of the world: 3 months, 4s. 6d.; 6 months, 8s. 9d.; 12 months, 17s. 6d. Postal Orders, Post Office Orders, or Cheques should be made payable to "Bernard Jones Publications, Ltd."

General Correspondence is to be brief and written on one side of the paper only. All sketches and drawings to be on separate sheets. Contributions are always welcome, will be promptly considered, and if used will be paid for. Communications should be addressed, according to their nature, to The Editor, The Advertisement Manager, or The Publisher, "Amateur Wireless," 58-61 Fetter Lane, London, E.C.4.

CLIX

... gives it a better connection

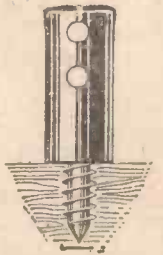
Required for the "1932 ETHER SEARCHER"



"Fit-all" SPADE TERMINAL 2d.



"VICEGRIP" WANDER PLUG 1½d.



INDOOR AERIAL INSULATOR 2d.

From all Dealers. Folder "A" on request.

Cheapest PERFECT Contact

Lectro Linx, Ltd., 254 Vauxhall Bridge Road, S.W.1

Say
Player's
please



They always do!

N.C.C.60

Lanchester

MOVING COIL

Speakers

COBALT STEEL PERMANENT MAGNET



High Sensitivity
Full Musical Response
Speech Perfect

Designed by F. W. Lanchester (originator of the Lanchester Car) and produced under his personal supervision.

We sell direct to the public and are able to offer our Speakers, value for value, 40% below competitors' prices.

BEAUTIFULLY ILLUSTRATED
CATALOGUE
Free & Post Free
WRITE FOR IT

It contains a wealth of information relating to output stages, impedance matching and loud speaker operation.

WE SELL DIRECT TO PUBLIC ONLY

14
DAYS' FREE TRIAL

CHASSIS PRICES
"Special Senior" £3-3-0
"Senior" £2-18-0
"Monitor" £2-8-0
"Junior" £1-10-0
Transformer extra, see catalogue

LANCHESTER'S LABORATORIES
TYSELEY LIMITED BIRMINGHAM

To Ensure Speedy Delivery, Mention "A.W." to Advertisers

BROADCAST TELEPHONY

Broadcasting Stations classified by country and in order of wavelengths. For the purpose of better comparison, the power indicated is that of the carrier wave.

Kilo- Metres cycles	Station and Call Sign	Power (Kw.)	Kilo- Metres cycles	Station and Call Sign	Power (Kw.)	Kilo- Metres cycles	Station and Call Sign	Power (Kw.)		
GREAT BRITAIN										
25.53	21,751		317.3	945.4	Marseilles	1.6	LITHUANIA			
			327.5	916	Grenoble (PTT)	2.9	1,935	755	Kaunas	7.0
242.3	1,238	Belfast	328.9	913	Poste Parisien	1.2	NORTH AFRICA			
201.5	1,147	London Nat.	345.2	869	Strasbourg (PTT)	11.5	303.4	825.3	Algiers (PTT)	13.0
288.5	1,040	Newcastle	363.4	812	Radio LL (Paris)	0.5	416	721	Radio Maroc	10.0
288.5	1,040	Swansea	384.4	779	Radio Toulouse	8.0	(Rabat)			
288.5	1,040	Plymouth	447.1	677	Paris (PTT)	0.7	NORWAY			
288.5	1,040	Edinburgh	466	644	Lyons (PTT)	1.5	235.5	1,274	Kristianssand	0.6
288.5	1,040	Dundee	1,445.7	207.5	Eiffel Tower	13.0	240.2	1,249.2	Stavanger	0.6
288.5	1,040	Bournemouth	1,724.1	174	Radio Paris	75.0	304	824	Bergen	1.35
288.5	1,040	Aberdeen	GERMANY				307.6	816	Frederiksstad	0.8
301.5	995	North-National	19.73	15,226	Zeesen	15.0	453.2	662	Porsgrund	0.8
309.0	968	Cardiff	31.38	9,560	Zeesen	15.0	493.4	608	Trondheim	1.2
355.8	843	London Regional	217	1,382	Königsberg	1.7	580	577.6	Hamar	0.8
376.4	797	Glasgow	217.5	1,370.9	Flensburg	0.6	1,091.7	274.8	Oslo	00.0
398.0	753	Midland Regional	227.4	1,310	Cologne	1.7	POLAND			
480	625	North Regional	227.4	1,310	Münster	0.6	214.2	1,400	Warsaw (2)	1.9
1,554.4	193	Daventry (Nat.)	227.4	1,310	Aachen	0.3	234	1,283	Lodz	2.2
AUSTRIA										
218.7	1,375	Salzburg	232.2	1,292	Kiel	0.91	312.8	959	Cracow	1.5
245.0	1,220	Linz	239.4	1,253	Nürnberg	2.0	334.4	897	Poznan	1.9
285.2	1,052	Innsbruck	245.0	1,220	Cassel	0.3	380.7	788	Lvov	16.0
352.1	852	Graz	253	1,184	Gleitwitz	5.0	409.3	732	Katowice	14.0
453.2	666	Klagenfurt	259.3	1,157	Leipzig	2.0	495.4	605	Wilno	21.5
517	531	Vienna	269.8	1,112	Bremen	0.2	1,411.8	222.5	Warsaw	120.0
also testing on 1,237 m. from 7.0 p.m. (Mon., Wed., Sat.)										
BELGIUM										
206	1,456	Antwerp	283	1,060	Magdeburg	0.6	290.5	1,033	Lisbon (CTIAA)	2.0
208.3	1,440	Liège	283	1,060	Berlin (E)	0.6	also on 42.9 m.			
215.3	1,393	Châteleu	283	1,060	Stettin	0.6	ROMANIA			
216	1,389	Liège	318.8	941	Dresden	0.3	304	761	Bucharest	12.0
216	1,383	Buxelles	325	923	Breslau	1.5	RUSSIA			
Conference			360.0	832	Mühlacker	60.0	424.3	707	Moscow-Stalin	100.0
219.7	1,365.6	Binche	372	806	Hamburg	1.5	720	416.6	Moscow (PTT)	20.0
240.8	1,245.8	Liège	380.0	770	Frankfurt	1.5	937.5	320	Khar'kov (Rv20)	25.0
244.9	1,225	Schaerbeek	419	716	Berlin	1.5	907.7	310	Alma-Ata	19.0
273	1,095	Radio Cointe	453.2	662	Danzig	0.5	1,004.5	290	Tiflis	10.0
290.2	1,072	Brussels (SBR)	472.4	635	Langenberg	00.0	1,116	268.5	Moscow Popoff	75.0
338.2	827	Brussels (No. 2)	532.9	563	Munich	1.5	1,170	256.4	Taschkent	25.0
500	590	Brussels (No. 1)	559.7	530	Kaiserslautern	1.7	1,304	230	Moscow (Trades Unions)	165.0
BULGARIA										
318.8	941	Soňa (Rodno Radio)	559.7	530	Augsburg	0.3	1,481	202.5	Moscow	100.0
CZECHO-SLOVAKIA										
249.0	1,201.8	Prague (2)	560	530	Hanover	0.3	1,600	187.5	Irkutsk	15.0
263.8	1,137	Moravska-Ostrava	569.3	527	Freiburg	0.25	1,910.8	157	Sverdlovsk	20.0
HOLLAND										
279	1,076	Bratislava	1,634.9	183.5	Zeesen	60.0	SPAIN			
293	1,022	Kosice	2,525	119.3	Königswuster-		253.3	1185	Barcelona (EAJ15)	1.0
341.7	873	Brum (Bmo)	2,900	103.5	hausen (press)	15.0	268.9	1,115.5	Valencia	5.0
488.0	674	Prague	4,000	75			348.8	860	Barcelona (EAJ1)	8.0
DENMARK										
281.2	1,067	Copenhagen	HUNGARY				308.1	815	Séville (EAJ5)	1.5
1,153	260	Kalundborg	1,056.3	284	Kootwijk (testing)	10.0	409.8	732	Madrid España	2.0
ESTONIA										
296.1	1,013	Tallinn	1,071.4	280	Scheveningen-Haven	10.0	424	707	Madrid (EAJ7)	2.0
468.8	640	Tartu	1,875	160	Hilversum	8.5	454.6	660	San Sebastian (EAJ8)	0.0
FINLAND										
291	1,031	Viipuri	ICELAND				SWEDEN			
368.1	815	Helsinki	550	545	Budapest	23.0	230.6	1,301	Malmö	0.75
550.7	536	Tampere	IRISH FREE STATE				257	1,167	Hörby	10.0
1,796	167	Lahti	224.4	1,337	Cork (GCK)	1.2	306.8	977	Falun	0.65
FRANCE										
220.3	1,361	Béziers	413	795	Dublin (2RN)	1.2	321.9	932	Göteborg	10.0
222	1,351	Fécamp	ITALY				435.4	659	Stockholm	55.0
245.9	1,220	Sunday after 11.0 p.m.	80	3,750	Rome (SRO)	50	541.5	554	Sundsvall	10.0
287.6	1,261.2	Bordeaux-Sud-Ouest	247.7	1,211	Trieste	10.0	770	389	Ostersund	0.6
249.6	1,202	Juan-les-Pins	278.6	1,096	Turin (Torino)	7.9	1,239.5	232	Boden	0.6
255.1	1,176	Toulouse (PTT)	312.2	961	Genoa (Genova)	10.0	1,348.3	222.5	Motala	40.0
266.4	1,126	Lille (PTT)	318.8	941	Naples	1.3	SWITZERLAND			
271.5	1,105	Reunnes	331.5	905	Milan	7.9	244.7	1,226	Basle	0.65
280	1,049	Montpellier	368.1	875	Bolzano	1.5	246	1,320	Berne	0.5
287.3	1,044	Radio Lyons	441	680	Rome (Roma)	75.0	403	741	Sötens	25.0
294.0	1,043	Limoges (PTT)	501.7	598	Florence (Firenze)	30.0	459	653	Beromuenster	60.0
304.9	984	Bordeaux (PTT)	542.5	553	Palermo	3.7	TURKEY			
312.6	960	Natau-Vitus (Paris)	LATVIA				1,204.8	249	Istanbul	5.0
			525	522	Riga	15.0	1,533	195	Ankara	7.0



FREE circuits



Wattmel coils can be adapted to nearly every circuit, including such popular circuits as the Mullard, Cossor, etc. Just drop us a line stating what you require.

Remember they have been specified for many of the sets described in the Wireless Press. The Advantage of Wattmel Coils. This range of coils has been specially designed in view of modern broadcasting conditions

they are specially screened to prevent direct pick-up or interaction between the various units.

TYPE S.A.1

Screened aerial tuner with aperiodic aerial tapping for high selectivity. This tuner can be adapted for any type of receiver. Price **8/6**


1. Wave-change switch.
2. Contacts are gold and silver alloy—prevents oxidation and assures perfect low-resistance contacts and reliable switching.
3. The medium-wave winding is carried on a high-grade paxolin tube and wound on silk-covered wire.
4. Aluminium screen with spring contact between top and bottom.

Information on other types of coils may be had on application.

THE NEW WATMEL 50,000 Ohms POTENTIOMETER

As Specified by "Amateur Wireless" for the "Century Portable."

1. Polished Pointer Knob.
2. Engraved Bakelite front plate.
3. Wire wound former. N.B.—The resistance is wire, not compound with wire contacts, and is specially wound on a tapered former.
4. Insulating bush to insulate spindle from panel.
5. Contact finger Phosphor-bronze.
6. One-hole fixing—brass bearing bush resulting in perfect bearing.
7. Bakelite case, protecting winding.
8. Back self-cleaning contact.
9. Large contact plate.
10. Stops at end of wiring.



Any resistance up to 50,000 ohms standard wiring, **5/6** Square Law **6/6**. Every part is made from the finest materials.

WRITE FOR COMPONENT CATALOGUE.

If you have any difficulty in obtaining Wattmel components, write direct to us.

TRADE ENQUIRIES INVITED.



GETS THE BEST OUT OF ANY SET.

WATMEL WIRELESS CO., LTD.,
IMPERIAL WORKS, High Street, EDGWARE
Telephone: Edgware 0323.



(M.C.40)

High-Grade RADIO GRAMOPHONE CABINET

of exclusive modern design, hand made and polished, on Queen Anne legs.

Figured Oak £5-5-0

Figured Walnut or Mahogany £5-19-6

Carriage paid.

THE ACME OF CRAFTSMANSHIP.

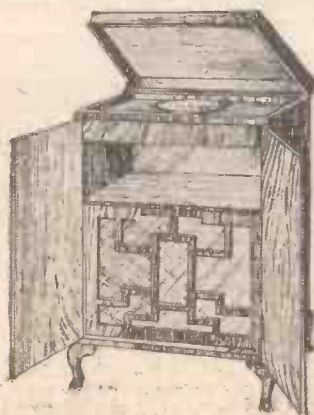
Radio-Gram Cabinets from £3-19-6 to £21 Wireless Cabinets from 11/6

Photographs and 30-page illustrated catalogue free.

Cabinets made to order a speciality. Furniture at Maker's prices.

GILBERT, CABINET MAKER, SWINDON.

Estimates free. Estd. 1866



OUR BLUEPRINT SERVICE

Constructors of receivers described in this journal should make full use of our Blueprint Service and avoid all risk of failure.

PREPAID ADVERTISEMENTS

Advertisements under this head are charged **THREEPENCE PER WORD**, minimum charge **THREE SHILLINGS**. DEPOSIT SYSTEM

As the publishers cannot accept responsibility for the bona fides of advertisers in this publication, they have introduced a system of deposit which it is recommended should be adopted by readers when dealing with persons with whom they are unacquainted. It is here explained.

Intending purchasers should forward to the Publishers the amount of the purchase money of the article advertised. This will be acknowledged to both the Depositor and the Vendor, whose names and addresses must necessarily be given. The deposit is retained until advice is received of the completion of the purchase, or of the article having been returned to and accepted by the Vendor. In addition to the amount of the Deposit, a Fee of 6d. for sums of £1 and under, and 1s. for amounts in excess of £1, to cover postage, etc., must be remitted at the same time. In cases of persons not resident within the United Kingdom, double fees are charged.

The amount of the Deposit and Fee must be remitted by Postal Order or Registered Letter (Cheques cannot be accepted), addressed to "AMATEUR WIRELESS" ADVERTISEMENT DEPARTMENT, 58/61 FETTER LANE, LONDON, E.C.4

BYRCE'S Renowned Mains Transformers and Chokes, from 15/- Approved by "Amateur Wireless" and "Wireless World."—Byrce's, 54 Dawson Street, Bury, Lancs.

ELIMINATOR COMPONENTS for home constructors. Stamped addressed envelope brings Eliminator Diagrams, with prices of complete range of mains components.—Mains Power Radio, Broadway Works, Eastern Road, Romford, Essex.

HEADPHONES.—Sullivan's Double Headphones, two receivers with metal headbands, 120 ohms, 3/- pair; ditto, 8,000 ohms, 4/- pair. Field service headphones, leather headbands, I.R., English make, 2/6 pair; clean, and boxed in makers' cartons. Single earpieces, L.R., 1/6. All new and guaranteed 2 years. Microphone insets, 2/- 9-lb. parcel useful oddments, 6/-, post free.—Electradix Radios, 218 Upper Thames Street, E.C.4.

CHARGE YOUR H.T. FROM YOUR L.T. AT HOME.—Combination trickle. Charges efficiently 1 to 12. H.T. 10-volt accumulators, 10/6. Postage 6d. Diagram only, 1/6.—R. Fox, 138 Camberwell Grove, S.E.5.

INVENTOR'S POCKET-BOOK. How to patent. Invaluable aid to selling your ideas. Expert advice. Copies 1/6.—Edwin G. Axe, A.I.M.E., 27 Chancery Lane, London.

MOVING-COIL SPEAKERS.—Various makes, from 10/- to 30/-, with input transformer. Brand new. 6 to 240 volts. A.C. or D.C., and P.M. Write Plater, 92 Umfreville Road, Harringay, N.4.

BUY BRITISH.—The "Tonic" Self-generating Trickle-charger Kit enables everybody to keep their 2-volt L.T. accumulators fully charged at home. Ideal for remote places. Obtainable only from maker, 7/- each; postage 9d.—Williams, Netherend, Cradley, Birmingham.

KITS.—"Britain's Super" £6; "Century Super" £3/15/-; "Comet Three," £2/2/-; G.E.C. "Victor Three," £1/13/6. "Britain's Super Two" Valve Set, complete with valves, batteries, speaker, £3/12/- Anything wireless supplied at keener prices. Send your lists of requirements for quotation.—Servwell Wireless Supplies, 74 Gough Street, London, E.14.

BANKRUPT STOCK.—Few Amplon M.C.6 Units to be cleared at 50/-, carriage paid. C.O.D. Guaranteed new and unopened.—123 Choumert Road, S.E.15.

MOVING-COIL LOUD-SPEAKERS.—New surplus Kolster-Brandes 4 v., 22/6. Marcomphone 6v. Units, 20/-—Hillier, 22 Cork Street, W.1.

FAMOUS FOR MAIL ORDERS.—Components, Valves, Moving-coil Speakers. Wholesale. Complete Receivers, 35/- Stamp Lists.—Simmons Radio Supplies, 9 Ilracombe Avenue, Southend-on-Sea.

ENGINEERS, are you earning less than £10 per week? If so, you cannot afford to carry on without reading "Engineering Opportunities." This 200-page book is filled with matters of vital importance to you. Among other things, it explains the methods of our unique Appointments Department, gives details of all leading Eng. Exams. (A.M.I.Mech.E., I.E.E., B.Sc., G.P.O., etc.), and outlines modern Home Study Courses in Civil, Mech., Elec., Motor, Aero, Radio, Talkie, and all other branches of Engineering. This book will alter your entire outlook and earning power during 1932. It is quite Free. Write for your copy Now.—British Institute of Engineering Technology, 109 Shakespeare House, 29-31 Oxford Street, London.

EBONITE PANELS, finest quality, double sided, jet black and beautifully grained both sides, mirror polished; sizes 18 x 7 and 16 x 8 3/9, 14 x 7 3/9, post paid.—Kenneth B. Caplin, 22 Station Road, Totton, Hants.

PATENTS.—Trade Marks, "Advice Handbook" 1 ce.—B. T. King, Regd. Patent Agent, 146a Queen Victoria Street, London.

TRANSFORMER STAMPINGS, Instrument Wire, etc. Cheap. Lists free.—Lumen Electric Company, 9 Scarbrick Avenue, Litherland, Senforth, Lancs.

BEAUTIFUL GRAINING by new transfer method. Six (304 in. by 20 in.) sheets—oak, walnut, mahogany, etc., with directions, 2/-.—Industries (below).

WOOD TOYMAKING.—A practical handbook, with 150 illustrations of effective toys—1/6 posted.—Industries, 13 Gordon Avenue, Twickenham.

WE CAN TRAIN YOU AT HOME FOR A WELL-PAID JOB. Radio and Talkies need trained men. Send for booklet containing particulars of our unique method of training, fees, employment form, Free.—Radio Training Institute of Great Britain, Union Buildings, St. John Street, Newcastle-on-Tyne.

YOU CAN USE YOUR SPARE TIME to start a mail order business that quickly brings you a full-time income. Few pounds capital only needed; no samples or outfits to buy. No rent, rates or canvassing. New method makes success certain. Send to-day for booklet.—Business Service Institute, Dept. 542, 6 Carmelite Street, E.C.4.

SUPER SENIOR, almost new, with valves, sacrifice £14 or nearest. Western Electric amplifier, 12/6. Set Wearite Super Sixty coils, £2. Amplion Lion unit and chassis, cost 84/-, accept 42/- Igranite pick-up and carrier arm, accept 25/-.—Rowe, Rylands, Wellington, Somerset.

BANKRUPT BARGAINS.—List free with 3-v. diagram. Transformers from 2/9 each. WaveMASTER .0005, 2/6. Differentials 2/- and 1/6. Dual coils, 4/- Spaghetts, fixed condensers, leaks, etc., all cheap. Panels from 2/6 D.C. eliminators from 16/- A.C., £2. Speaker units, Telsen, 4/9; Triotron, 9/6; others, 7/6. Three-valve kits with cabinet, 32/6; 2-valve, 24/- Century Super kit, 76/- Britain's Super, £5/5. All good parts. Jewcos J.B., etc. Tungram valves good stock at old prices. Modern components taken in part exchange. Let me know what you have and what you require. Century Super built up in pedestal cabinet with frame aerial and speaker, new with Tungrams £9, less only batteries. Triotron unit. All radio requirements. Quotes return.—Butlin, 143b Preston Road, Brighton.

CABINETS.—Send for 1932 illustrated list. New prices and special terms. Home constructors. Pedestals from 22/6 Telsen kit cabinets, 5/9; Speaker cabinets, 5/9. Three-valve receiver, the world's greatest bargain, 29/6. Agents wanted, spare time, all districts.—Imperial Radio, 18 Summerhill Street, Birmingham.

BYRCE'S Mains Transformers and L.F. Chokes have always been sturdily built for long service. Read the test report on our Model AB.66, price 32/6, in the January 9 issue.—New 1932 Price List now ready. Byrce's, Woodfield Works, Tile Street, Bury, Lancs. Phone 1251.

MAGNAVOX Moving-coil Speaker (brand new) complete output transformer, 21/-, also A.C. mains transformer, 14/6, etc.—Particulars, R., 6 Cyprus Avenue, N.3.

EASY PAYMENTS

"There's No Place Like HOLMES"

The first firm to supply Wireless parts on easy payments. Seven years advertiser in "Popular Wireless." Thousands of satisfied customers.

	Deposit	Monthly Payments
COSSOR KIT	£6 15/- 10/-	11 of 12/8
OSRAM KIT	£10 15/- 19/6	11 of 19/8
TELSEN VICTOR 3 KIT	39/3 5/5	7 of 5/5
METEOR 3 KIT	£3 15/- 6/10	11 of 6/10
EXIDE H.T. Accum., 120v. 3.3	6/-	9 of 6/8
BLUE SPOT 66R AND CHASSIS	£2 2/6 5/6	9 of 4/6
BLUE SPOT 100U	39/6 5/8	7 of 5/4
AMPLION M.C.6	67/6 7/5	9 of 7/5
EKCO Eliminator A.C.18	67/- 7/5	9 of 7/5
B.T.H. JUNIOR Pick-up	27/- 5/-	5 of 4/10

New Goods Obtained for Every Order.

Send us a list of the parts you require and the payments that will suit your convenience, and we will send you a definite quotation. Anything Wireless.

H. W. HOLMES,

23 Foley Street, Gt. Portland St, London, W.1.
Phone: Museum 1414.



I built it MYSELF - it's a CRAFTSEASE CABINET KIT



Send for FREE CATALOGUE

CRAFTSEASE DACO WORKS WINSCOMBE SOM.

MAKE OR BUY A GRAMOPHONE AT



a quarter shop prices. Or buy Cabinets for Wireless. British double spring motor, 12 in. retract variable swan arm, metal sound-box, amplifier, needle cups, for £1-13-0 p.p., and build your own Cabinet. Portable Gramophones from 15/6, postage 1/6. Motor from 7/6. Lists free. 64-pg. Catalogue with Reduced Prices, Drawing and How to Make Gramos, 3s. Established 27 years.

Regent Fittings Co., A.W., 120 Old St., London, E.C.1

REPAIRS to Loud-speakers, Transformers, and Headphones, 4/- each; Blue Spots, 5/- Prompt Service; twelve months' guarantee. Discount to trade.

Loud-Speaker Repair Co., 1 Shinko Road, Dalham, London.

TAYLOR WEI H.T. BATTERIES

New Prices: Jars 1/3, Sacs 1 2, Zincs 10d. Sample doz. 18 Volts complete with bands and electrolyte 4/1 post 9d. Sample unit 6d. Illus. booklet free. Bargain list free. AMPLIFIERS 30/- 3 VALVE ALL-STATION SET £3. A. TAYLOR, 57, Studley Road, Stockwell, LONDON.

CONSTRUCTORS

And when you come to the valveholders and switches you automatically ask for Benjamin because you know from experience that Benjamin components are a clean scientific job which will not let you down. And you're quite right, of course, because both the valveholders and switches are supreme in their class—naturally they cost a bit more, but if you've been at the game long you'll know that cheap jobs aren't much good in the long run. There are three new circuits in our new 1932 Catalogue. If you haven't had it write for it to-day. It's free.

The Benjamin Electric Ltd.
Tarliff Road, Tottenham, N.17
Tottenham 1500.

BENJAMIN

EASY TERMS

WE supply all good quality Radio Receivers, Components and Accessories on deferred terms. We carry adequate stocks and can give PROMPT DELIVERY.

NEW CELESTION MOVING-COIL PERM. MAGNET UNIT with Transformer. Cash Price £2 7 6

Or 5/6 with order and 9 monthly payments of 5/3

12 EXIDE W.H. HIGH-TENSION ACCUMULATORS (120 volts, 5,000 m.a.). Higher voltages if desired. Cash Price .. £3 15 0

Or 6/6 with order and 11 monthly payments of 7/-

Carriage charged on all orders from Scotland.

N.K. FARRAND INDUCTOR LOUD-SPEAKER UNIT.—Quality of reproduction almost equal to a moving-coil speaker. Cash Price .. £3 10 0

Or 5/6 with order and 11 monthly payments of 6/6

SET OF 3 VALVES, S.G., Det. and Power, Mullard or Cossor. Cash Price .. £1 19 0

Or 6/- with order and 7 monthly payments of 5/4

NEW BLUE SPOT 66R UNIT. The finest balanced armature movement on the market, complete with large Cone and Chassis. Cash Price .. £2 10 0

Or 5/- with order and 10 monthly payments of 5/-

NEW HEAYBERD A.C. ELIMINATOR KIT C.150. Complete kit of parts for building an H.T. Eliminator, including steel case. Output 25 m.a., 150 volts, 3 H.T. tappings, one variable. Cash Price .. £3 16 0

Or 6/6 with order and 11 monthly payments of 7/-

Send list of requirements, and quotations will be sent by return.

LONDON RADIO SUPPLY CO.,

11, OAT LANE,

NOBLE STREET, LONDON, E.C.2

TELEPHONE: National 1977

SET CRACKLING IS ANNOYING!



IF IT'S YOUR SWITCH

FIT THE

1/3 each



"BUSCO" SWITCH

and ensure perfect switch contact! There is no contact point to turn round, and when you "switch on" you have contact like a power switch.

They are as cheap as the inferior type but far superior in operation. From your local dealer, Halford's Cycle Stores, or


BUSBY & CO., LTD. (Patentees)
Dept. A.W., PRICE ST., BIRMINGHAM

Amateur Wireless
FEE 1/-

INFORMATION BUREAU
COUPON
Available until Saturday
JANUARY 23, 1932

ELECTRON SCREEN AERIAL

EASILY FITTED.
Stays
Fixed
FOR
EVER



ABOLISH THAT OLD MAST!

This wonderful new aerial is scientifically designed to give greater Selectivity and Volume.

No more unsightly masts are necessary—the Electron Screen Aerial can be easily fixed to a chimney or any high part of the house. Very satisfactory results can be obtained by fixing this aerial inside the loft or attic.

Each outfit is supplied with 4 large galvanized nails. There is no more fear of your mast being blown down by gales. Once fixed the Screen Aerial is permanent. Four rubber buffers are attached to the solid wooden frame, ensuring perfect insulation.

From your dealer or direct from Electron Works, EAST HAM **15/-** Carriage 9d.

For your "lead-in" always use
SUPERIAL — 75 ft. — 2/6
100 ft. — 3/6 50 ft. — 1/9 25 ft. — 1/-

No brackets, lead-in tubes or insulators necessary

The NEW LONDON ELECTRON WORKS Ltd.


Telephone: Grayswood 1468-9-1368

89 EAST HAM LONDON. E.6

Telegrams: "Stagnum" London

THIS TELLS YOU!

Is YOUR SET WORKING WELL?



No battery set owner can afford to be without this remarkable 3 in 1 Pocket Meter. Tests L.T. (0-6 volts): H.T. (0-150 volts): Current Consumption (0-30 milliamps.). High resistance. Just ONE instrument, convenient to pocket in size and price. Simple and accurate in use. Saves its cost time after time and results in best possible reception.

STANDARD BATTERY CO.

184-8 Shaftesbury Avenue, London, W.C.2

NEW TYPE

Of all Radio Dealers or direct from us. **8/6**


Smart Plush lined Case, if required, **1/9** extra

EXPLANATORY LEAFLET FREE

WATES 3 in 1 POCKET METER

SPECIFIED FOR THE "A.W." 1932 Ether Searcher

TYPE 620 Mica Condenser



PRICES:

Type 9200. .05 mf. 2/-
1 mf. 2/9
2 mf. 3/9
Type 620. .0002 mf. 1/8

TYPE 9200 Non-Inductive Condenser


Dubilier Condensers were chosen for the 1932 Ether Searcher by the technical staff of "Amateur Wireless" owing to their reliability and efficiency in this outstanding receiver.

Be sure of the finest results with your receiver by using only the above Condensers. Obtainable through your local dealer. If you have any difficulty in obtaining supplies write to us.

DUBILIER

CONDENSER CO. (1925) LTD.

DUCON WORKS, VICTORIA ROAD, N. ACTON, LONDON, W.3



Ah . . . now!

When you hear the horrid croakings and groanings that other people put up with and even try to pass off as "wireless reception" you can't help feeling you ought to tell them to get a BLUE SPOT Speaker, like your own.

In your home voices *are* voices, music *is* music. In your home you can listen with pleasure to all that is said or sung or played—and not a word or note is ever anything less than perfect.

The BLUE SPOT Speaker illustrated—model 100D—is an Inductor Type Speaker. Although only a fraction of their price 100D is every bit as good as the most expensive Dynamic Speakers you can buy. Complete in a beautiful cabinet of fine oak **63/-**

Other BLUE SPOT speakers in attractive cabinets are available at prices from 52/6 to 110/- Write for Catalogue A.W.23.



THE BRITISH BLUE SPOT COMPANY LTD.

BLUE SPOT HOUSE, 94/96 ROSOMAN ST., ROSEBERY AV., LONDON, E.C.1

Telephone: Clerkenwell 3570. Telegrams: "Bluospot, Isling, London."

Distributors for Northern England, Scotland and North Wales: H.C. RAWSON (Sheffield and London) Ltd., 100, London Road, Sheffield: 22, St. Mary's Parsonage, Manchester: 183, George Street, Glasgow.

Hutcheonad