

Electronics Today

\$3.75
MM70924

September, 1986

Canada's Magazine for Electronics & Computing Enthusiasts

Circuit Special

Our annual collection of schematics

Multimeter Project
Low-cost lab quality


Perpendicular Recording
Increasing the density



042564*MAY 87* ET03*
AV A2
DARTMOUTH NS B2Y 3N3

BEST Computers

Made in Canada, IBM PC, XT & AT Compatible



Monitor not included. IBM, IBM PC, IBM XT and IBM AT are registered trademarks of IBM Canada Ltd.

Features common to BEST MK II, MK III & MK IV

- Superb IBM PC & XT Compatibility
- Canadian Made
- 256K RAM Standard minimum (uses 41256K RAM chips)
- Expandable on board to 640K RAM
- Parallel Port (for printer)
- Serial Port (for communications)
- Real Time Clock/Calendar (with Battery Backup) Presocketed for optional co-processor — such as 8087 Math Processor
- IBM Compatible Keyboard
- Reset Switch
- Phoenix BIOS as used in many major brand IBM compatible systems.
- 150 Watt Power Supply which will handle a Hard Drive without upgrade.
- 7 Slots
- Flip top case
- 2 Slimline DS,DD 5 1/4", 360K Disk Drives
- Colour Video (RGB & Composite) Board or HI-Res Monochrome Card (customer choice)
- Disk Controller Board

Warranty

We have such confidence in the time tested reliability of the BEST that we offer a ten (10) month warranty which is way above the industry standard. On-site service plan available at extra cost Nation-wide through 3M of Canada Ltd.

BEST MK II. Regular \$1695. This Month:

Two 350K DS,DD disk drives, Serial and Parallel Ports, Real Time Clock, Phoenix BIOS, uses 8088 processor — full specifications given above.

\$1595⁰⁰

TEN MONTHS WARRANTY

Other Configurations:

With 640K RAM	\$1695
With 10 Meg Hard Drive/1 Floppy/256K ..	\$2495
With 10 Meg Hard Drive/1 Floppy/640K ..	\$2595
With 20 Meg Hard Drive/1 Floppy/256K ..	\$2795
With 20 Meg Hard Drive/1 Floppy/640K ..	\$2895

4.77/8MHz
DUAL
SPEED

The FAST BEST MK III

As BEST MK II plus speed selectable: 4.77 and 8MHz (most software will run on the higher speed), uses 8088-2 processor.

\$1895⁰⁰

TEN MONTHS WARRANTY

Other Configurations:

With 640K RAM	\$1995
With 10 Meg Hard Drive/1 Floppy/256K ..	\$2795
With 10 Meg Hard Drive/1 Floppy/640K ..	\$2895
With 20 Meg Hard Drive/1 Floppy/256K ..	\$2895
With 20 Meg Hard Drive/1 Floppy/640K ..	\$2995

SPECIAL

SUPER-FAST BEST MK IV

As BEST MK III plus TRUE 16-Bit machine, 8086-2 processor, IBM compatible 8-Bit I/O channel bus, even faster than MK III due to 16-Bit architecture. With 256K standard.

REGULAR \$2400

\$2095⁰⁰

TEN MONTHS WARRANTY

Other Configurations:

With 640K RAM	\$2195
With 20 Meg Hard Drive/1 Floppy/640K ..	\$3195

The BEST Mk IV Main board processes data approx. 2.1 times faster than the IBM PC/XT or BEST Mk II.

IBM
AT
Compatible

AVT-286

Superb IBM AT compatibility, 640K RAM, Two 5.25 in disk drives (one high density 1.2 Megabyte, one standard 360K), serial and parallel ports high quality keyboard, keyboard lock and status monitor.

\$3495⁰⁰

TEN MONTHS WARRANTY

With 20 Megabyte fast stepping Hard Disk and Controller:

\$4950⁰⁰

40 Megabyte systems also available at reasonable prices.

Exceltronix

319 College Street, Toronto, Ont. M5T 1S2
 (416) 921-8941. Order line only 1-800-268-3798
 Ottawa. 217 Bank Street (613) 230-9000
 Visa, Mastercard and American Express accepted

Spectacular Gang EPROM Programmer & Emulator



Totally self-contained (has its own display, entry keypad and power supply).

Based on the Z-8 microprocessor.

Can program up to 8 EPROM simultaneously (anywhere from one to 8 EPROMs at the same time with the information in its own memory or master EPROM).

The Gang Programmer can handle a wide selection of EPROMs: 2716, 2732, 2732A, P2732A, 2532, 2764, 27128, 27128A and optionally upgradeable to handle 27256, 27512, 2758 and 2724.

Complete package with EPROM Emulator, 8 ZIF sockets, Gang Programmer with 16Kx8 of RAM and RS232. **\$995.00**

Gang EPROM Programmer with 8 ZIF sockets, 16Kx8 RAM and RS232, without Emulator **\$695.00**

EPROM Programmer with only one ZIF socket, 16Kx8 RAM and RS232, without Emulator. Able to do all the functions describe but can handle only one EPROM at a time **\$499.00**

Zenith Monitors

NEW

ZVM1220A

12in. diagonal screen - non-glare amber display • composite input • 25 lines x 40/80 characters **\$135.00**

NEW

ZVM1230A

12in. diagonal screen • non-glare green display • composite input • 25 lines x 40/80 characters **\$135.00**

NEW ZVM 1240 • 12" diagonal screen • glare amber display • PC monochrome input (TTL) • 25 lines x 80 characters • 720 x 350 pixels • IBM PC & compatibles **\$229.00**

Hyundai

TTL Monitor 12" diagonal screen **\$189.00**

EPROM PROGRAMMER (IBM COMPATIBLE)

MAIN EPROM PROGRAMMER CARD (WITH SOFTWARE)

With 2 standard EPROM sockets **\$ 99.00**

EPROM PROGRAMMER WITH ZIF SOCKETS (WITH SOFTWARE)

With one 24-pin ZIF socket and one 28-pin ZIF socket with provision for serial port **\$139.00**


EXTERNAL CARD

Ready to plug into the main EPROM Card (Includes one 24-pin and 28-pin ZIF socket and cable). Saves you from opening the computer each time you want to program your EPROMS **\$ 69.00**

SERIAL OPTION

For your main EPROM programmer. Provides you with a second RS232 serial port **\$ 49.00**

NEW PC KEYBOARD



Maxiswitch AT/XT keyboard **\$129.00**

Colour Monitor

TVM Model MD-3A 14 Inch
• Multi-Display Amber/Green/Full Colour
• Compatible with PC/XT/AT using RGBI
TTL level • 640x400 Interlace
• One Year Warranty **Only \$599.00**

Zenith ZVM 1330

13" diagonal screen 640 x 240 pixels **\$699.00**

Zenith ZVM 1350

13" dia screen 640 x 240 pixels **\$839.00**
RGB/Composite

• Epson Compatible • Supports both IBM and Apple systems • Centronics Parallel Interface • Both Draft and Near Letter Quality (NLQ) modes

SC1200

• 120 cps draft quality • 11 inch carriage
• 24 cps NLQ • Pin and friction feeds
• NLQ available in all print sizes • One Year Warranty

\$329.00

SC1500 \$499.00

• 180 cps draft quality
• 36 cps NLQ
• 3k Buffer

SC5500 \$699.00

• 15 inch carriage
• 3K Buffer

MEMORY & PARTS

Untouchable Prices!
Guaranteed Prime Stock
Call for large quantities prices.

Dynamic RAMs

4116 1x16k (150ns)	\$0.75
4164 1x64k (150ns)	\$1.99
4164's (150ns). Set of 9	\$16.99
41256 1x256k (150ns)	\$4.99
41256 (150ns). Set of 9	\$44.00

Static RAM

2114L 4x1k 200ns	\$ 2.25
6514 4x1k CMOS 450ns	\$ 1.20
6116 8x2k 150ns	\$ 4.95
2016 8x2k 150ns	\$ 3.99
6264 8x8k 150ns	\$ 7.95

EPROMS

2716 300ns 8x2k	\$ 6.50
2732A 250ns 8x4k	\$ 6.99
2764A 300ns 8x8k	\$ 5.99
27128 350ns 8x16k	\$ 6.95

Commonly used parts for your IBM compatible (8088) systems and peripherals.

Only prime quality parts sold.

Quantity Discounts Available.

8088 CPU	\$10.99
8087 Math Processor	\$209.00
8237A-5 Prog. DMA Cntrl.	\$8.49
8250 Serial Port	\$11.99
8253A-5 Prog. Interval timer	\$5.89

8255A-5 P.I.A.	\$4.89
8259A Prog. Interrupt Cntrl.	\$4.95
8284A ADC clock gen & driver	\$5.95
8288 Bus Controller	\$8.95
8272 Floppy Disk Controller	\$8.95
NEC 765 Floppy Disk Controller (equivalent to 8272)	\$8.95
8086 CPU	\$13.50
Set of 8088, 8255A-5, 8237A-5, 8288, 8284, 8253A-5 and 8259A	\$43.95
100ns delay line	\$4.95
7ns delay line	\$12.45
62 pin edge con (high quality)	\$1.79
5 pin Din conn	\$.99
Power conn	\$1.25
Dip switch 8 pos	\$1.75
4.7k x 6 sip	\$.39
4.7k x 8 pin slip	\$.44
8.2k or 10k 16 pin Resistor	\$.99
33ohm x 8 network	\$.99
Small speaker	\$1.99
Trimcap	\$.99
34 pin card edge con.	\$5.85
74LS322	\$5.49
74LS629	\$3.30
74LS670	\$1.70
74S280	\$3.19
74LS125	\$.60
74S157	\$1.59
74LS244	\$.99
74LS245	\$1.19
74LS273	\$1.14
75477	\$1.19


We now carry a wide selection of 80286 parts at most competitive prices.

BEST MODEM

The BEST modem is a smart 1200/300 direct connect modem. It can either be a stand-alone unit in which case it requires a small wall adaptor, or it plugs in one of the IBM slots. When used as a stand-alone unit, the modem looks like a Hayes 1200 Smart Modem, that is, it emulates the same instruction set. When it is used in the IBM, it looks like an intelligent serial communications port which also supports a super-set of the Hayes instruction set.

The modem supports auto-dial, auto-answer, and auto-speed select directly from software control. The modem also has a speaker so that aural monitoring of the call is possible. There are also LED monitors so that the state of the modem can always be known. These LEDs are: Modem Ready, Auto-Answer enabled, Carrier Detected, Transmitting, Receiving, Data Set ready.

Software packages such as Crosstalk, PC-talk and Hayes' Smartcom II also will run with this modem.



300/1200 Baud **\$249.00**

300/1200 Baud, Stand-Alone Unit,

Attractively Packaged **\$299.00**

Switch Box \$59.00



Contains 3 RS232 connectors and a switch which switches all lines between input and one of two outputs.

DISK DRIVES

NEW SILENT JU455 Shugart/Panasonic

5.25" slimline DS/DD Disk Drive with 360K
Ideal for IBM Computers **\$159.00**

JU475 Shugart/Panasonic

5.25" slimline Disk Drive with 1.2Meg
Ideal for AT Compatibles **\$239.00**

Hard Drives

Seagate 20 Meg with controller **\$895.00**
Special: Toshiba 80Meg hard drive with controller **\$2595.00**

AT Compatible

High Speed Seagate Hard Drives with controller
20Meg **\$1495**
30Meg **\$1895**

Call or Write for our Full Colour Catalogue

Our Spring 1986 catalogue gives full specifications on our IBM AT and XT compatibles, AVT-286, MK II, MK III and MK IV computers plus detailed specifications, with prices on our other products, made or distributed by us.

Copal Printers


Exceltronix

319 College Street, Toronto, Ont. M5T 1S2

(416) 921-8941. Order line only 1-800-268-3798

Ottawa, 217 Bank Street (613) 230-9000

Visa, Mastercard and American Express accepted.



Toronto Computing Centre Inc.

Formerly Surplustronics

8088 Computer Systems with 90 day Warranty



From **\$995**

- Includes:
- 8088 motherboard
 - High quality legal Bios
 - One DS,DS 360K Drive
 - Power Supply with Fan
 - Keyboard
 - Flip-Top case
 - Disk Controller
 - With plenty of spare slots
 - All you need for complete System is Video Board

\$339 8088 motherboard with 256K (expandable on board to 640K) Fully assembled and tested with Phoenix Bios, Flow soldered provision for 8087.

AT Compatible Motherboard call for Best Price.

256K Memory

41256 (150nS)	\$ 4.99
Set of 9	\$44.00

64K Memory

4164 (150nS)	\$1.99
--------------	--------

Set of 8088, 8255A-5, 8237A-5, 8288, 8284, 8253A-5, 8259A	\$45.00
---	---------

IBM Compatible Keyboards



Taiwanese 5151 style keyboard	\$137.00
Keytronics 5151 keyboard	\$249.00
Taiwanese 5150 style keyboard	\$ 97.00
Keytronics 5150 keyboard	\$149.00
Maxiswitch Super Keyboard. Switch selectable between XT and AT compatibility	\$139.00

IBM Peripheral Cards

Colour Video Board	\$124.00
Monochrome Video Board	\$159.00
Floppy Controller with RS232	\$139.00
Floppy Controller	\$ 99.00
Modem 300 Baud	\$179.00
Multifunction Floppy Board	\$199.00
Multi I/O card with cables	\$175.00
384 MF-FL	\$289.00
384 MF W-OK	\$155.00
Parallel and Game Port Card	\$ 59.00
Cable and connector extra	

Peripheral Interface Card \$159.00
Includes two serial ports, parallel port, game port and provision for (but not including) real time clock.

Clock/Calendar Option \$ 29.00
With battery backup.

256K & Multifunction Board.
Includes: Serial port, parallel port, game port, provision for optional real time clock/calendar and socketed for up to 256K RAM.
With 64K RAM \$149.00
With 256K RAM \$299.00
512K Board. Socketed for 512K including:
64K RAM \$149.00

We carry a wide selection of PC and AT Peripheral Cards.

Hard Drives

Half-height, with Controller and Cables
20 Meg Seagate \$699.00

Disk Drives for your IBM or Compatible

JU455 Shugart/Panasonic 5.25in. Silent DS/DD, 360K	\$149.00
JU475 Shugart/Panasonic 5.25 in. Silent AT Compatible 1.2Meg.	\$199.00

Monitors

Zenith ZVM1230 Green and ZVM1220 Amber	\$135.00
Tatung, TTL, Hi-Res, 22MHz	\$199.00
Tatung Colour Switchable to green or amber	\$649.00
JIL 14in, composite RGB and NTSC	\$549.00

Complete 6502 Board

- Assembled and fully tested (flow soldered)
 - 64K, 80 x 24 video with soft-switch, floppy controller.
 - System comes with blank EPROM's on board, does not come with any proprietary software or Basic
- \$239.00

Complete System

- Using 6502 board above in IBM style flip-top case, using powerful 75 watt power supply with fan, programmable serial keyboard adaptor, IBM style keyboard
- As above with one built in disk drive \$699.00
As above with two drives \$879.00

Power Supplies

Apple II+ Compatible. CSA approved
5V 5A, 12V 2.5A, -5V, 0.5A, -12V 0.5A
..... \$69.00

IBM Compatible. Hydro approved
150W 5V 15A, 12V 5.5A, -5V & -12V 0.5A
..... \$137.00

As above. CSA approved
150W 5V 15A, 12V 5.5A, -5V & -12V 0.5A
..... \$137.00

Panasonic Printers — Sale

Open Frame \$29.95
Ideal for experimenters. No warranty.

Printers

Copal SC550001	
180 cps, 132 column	\$699.00
Copal SC1500T	
180 cps, 80 column	\$499.00
Copal SC1200L	
120 cps 80 column	\$329.00

Apple Compatible Boards Clearance Sale

Canadian Made, Flow Soldered, Super Quality. Boards fully socketed with all components except IC's and software.

80 column with hardware for softswitch	\$29.00
Super Serial Card	\$29.00
Parallel Card	\$18.00
Z80/64K	\$29.00
Deluxe Modem	\$59.00

As above but with all IC's except EPROMS and software.

80 column with hardware for softswitch	\$49.00
Super Serial Card	\$49.00
Parallel Card	\$29.00
Z80/64K	69.00
Deluxe Modem	\$109.00

All above boards come with schematics and component layout.

Apple Compatible Cards

Assembled, flow soldered/cleaned and 100% tested	
16K RAM	\$37.00
Z80A Card	\$44.00
128K (with 128K RAM)	\$79.00
EPROM Programmer with software. (programs 2716, 2732, 2732A, 2764)	\$79.00
Floppy Controller	\$45.00
Prototyping Board	\$14.95

Modem Bargain!

Apple Compatible plug-in Autoanswer, Autodial, Touch Tone or Pulse Dial. Excellent for use with most Bulletin Boards. 300 Baud. Final Sale as is \$39.95


Apple Compatible Slimline

Disk Drives 5-1/4" \$159.00

IBM Style Case Suitable for

\$75.00

8088 or
Apple
Boards



As above but no fronts and slightly scratched \$19.95


As above with fronts and slightly scratched \$29.95
These items final sale.

AT Style Case \$169.00

Mail Orders add \$7.50 minimum for shipping & handling. Ontario residents add 7% P.S.T. Visa, Mastercard and American Express cards accepted: send card number, expiry date, name of bank and signature. Send certified cheque or money order, do not send cash. All prices on this page are final sale. No warranty, No returns, No refunds but HUGE savings. Warranties available at extra cost.

More lines to serve you better **(416) 960-1350**

Toronto Computing Centre Inc. 310 College Street, Toronto, Ontario M5T 1S3



Our Cover

The PC board representing our Circuit Special was photographed in all its backlit splendour by Ed Zapletal.

Electronics Today is Published by:
Moorshead Publications Ltd.
 (12 times a year)
 1300 Don Mills Road,
 Don Mills, Toronto, Ont. M3B 3M8
 (416) 445-5600

Electronics Today is Published by:
Moorshead Publications Ltd.
 (12 times a year)
 1300 Don Mills Road,
 Don Mills, Toronto, Ont. M3B 3M8
 (416) 445-5600

Editor: **William Markwick**
 Assistant Editor: **Edward Zapletal**
 Director of Production: **Erik Blomkwist**
 Production Manager: **Douglas Goddard**
 Production: **Naznin Sunderji**
 Dolph Loeb
 Circulation Manager: **Lisa Salvatori**
 Advertising Account Manager: **Marlene Dempster**

Publisher: H.W. Moorshead; Executive Vice-President: V.K. Marskell; Vice-President - Sales: A. Wheeler; General Manager: S. Harrison; Controller: B. Shankman; Accounts: P. Dunphy; Reader Services: M. Greenan, J. Fairbairn, R. Cree, L. Robson, N. Jones; Advertising Services: H. Brooks; Advertising Telemarketing: W. Fleet; K. Crockford.

Newsstand Distribution:
 Master Media, Oakville, Ontario

Subscriptions:
 \$22.95 (one year), \$37.95 (two years).
 Please specify if subscription is new or a renewal.

Outside Canada (US Dollars) U.S.A. add \$3.00 per year. Other countries add \$5.00 per year.

Postal Information:
 Second Class Mail Registration No. 3955.
 Mailing address for subscription orders, undeliverable copies and change of address notice is:
 Electronics Today, 1300 Don Mills Rd., Toronto, Ontario, M3B 3M8

Printed by Heritage Press Ltd., Mississauga
 ISSN 07038984.


Moorshead Publications also publishes Computing Now!, Computers in Education, and Pets Magazine.

Circulation Independently Audited by MURPHY and MURPHY Chartered Accountants.


Electronics Today

September 1986
 Vol. 10 No. 9

Canada's Magazine for Electronics & Computing Enthusiasts



Auto Light Reminder page 10



Circuit Special page 20

Features

Circuit Special	20
Perpendicular Magnetic Recording	22

Projects

Auto Light Reminder	10
Versatile Multimeter	14
Marine Security Alarm	38

Product Review

Tracer Troubleshooter	12
------------------------------	-----------

Series

For Your Information	6
Beginner's Bench, Part 5: Logic	49

Columns and Information

Marketplace	9	Subscriptions	46
Product Mart	45	Next Month	54
Order Form	45	Computing Now! This Month	55
Binders	46	Advertising Index	31

The Editor's Corner

Hello. I just read last month's column, hot off the press, and it's a good thing I stopped writing when I did, what with ranting and raving and foaming at the mouth and all.

Mind you, my contention that many IBM-compatible computers are over-priced at \$4,000-\$10,000 came out just before the introduction of the Lanpar PC-1, mentioned in the new products listings. It starts at about \$1000, with a package deal at about \$1600. Makes you wonder what you get from the big-name companies for your \$4,000. I've even heard that a firm in the US has brought out a PC clone for under \$500, US price, for the members of their merchandising club.

Hardly a week goes by without several textbooks being sent to the editorial department for review. Most of them are highly specialized, being on such gripping topics as how to prevent substrate fractures when you're making your own microprocessor chips. Instead of reviewing these, I decided to do some unsolicited rave-ups of books I've bought for myself and found really excellent.

First, *The Existential Pleasures of Engineering* by Samuel C. Florman, St. Martin's Press. It's a bit misnamed, not being quite as con-

cerned as you'd expect with the beauty of science or the delights of analysis. Mr. Florman spends a large number of pages on defending the engineer and engineering against the charges made by anti-technology people in the late 60s and early 70s, but then the book was written in 1976. By then there had been quite a backlash as people discovered that the establishment was lying to us left, right and centre: the wonders of the future turned out to be pollution, the nuclear threat, world hunger, etc. Mr. Florman does a creditable job of exonerating technology of all the blame and placing it on politics where it belongs. However, the whole book isn't like that. It's an incisive, readable look at the human's preprogrammed urge to create and build. One of the chapters has as its name a wonderful quote: "Look long on an engine. It is sweet to the eyes."

Then, for one of the most enjoyable reads you'll have in years, pick anything by Lewis Thomas, a biologist who is surely one of the best essayists to ever publish a collection. His topic is always science and our relation to it, his style always impeccable but always witty, and his clear-headed thinking on all the diverse branches of applied and pure science should be required reading for technocrats and politicians alike. Few writers

can match his incisive eloquence, and fewer yet can be so entertaining. One of my favourites among his humorous essays is a satire titled "Transcendental Metaworry (TMW)" in which he suggests that the meditation technique of clearing the mind may not be the answer, and that we should try sitting in a uncomfortable position and worrying about as many things as possible all at once, thus getting it over with for the day. Among his books: *The Medusa and the Snail*, *The Lives of a Cell*, and *Late Night Thoughts on Listening to Mahler's Ninth Symphony*, all Bantam Books. Don't miss him.

With some reservation, I'd recommend *Zen and the Art of Motorcycle Maintenance* by Robert Persig, and *Physics As Metaphor* by Roger Jones. Both authors take themselves very seriously, and churn through some ponderous (and doubtful) philosophy. On the other hand, they bring a refreshing humanistic viewpoint to the dryness of technology and physics. It's high time that we integrated science, philosophy, eastern mysticism, etc. Just keep TMW in mind.

For a thoroughly practical book, try *Assembly Language Primer for the IBM PC and XT* by Robert Lafore. Another publication from the Waite Group, publishers of the excellent *CP/M Bible*

and *Soul of CP/M*, the Primer is a guided tour of PC-DOS (or MS-DOS), starting with simple two-byte instructions and moving through interrupts and segments to file handling. Each example is shown with a printout of what your screen will look like, what can go wrong, and how every step works. All you need is a computer, DOS, Debug and the usual assembler utilities (MASM, Link, etc.) It's one of the best tutorials I've ever used.

Having eagerly read Jerry Pournelle's monthly column in *Byte* magazine, I was surprised to find that he has authored and co-authored quite a few science-fiction novels. Although I'm not a true fan of SF, believing that it deserves its reputation of "comic books without pictures", I thought I'd give him a try. Mr. Pournelle's writing is fast-paced and imaginative, though like most SF, lacking in character development, good dialogue and so on. The best SF novel I ever read, one that qualifies as real literature, is *Canticle For Liebowitz* by Walter Miller.

Continued on page 31

QUALITY COMPONENTS COMPETITIVE PRICES PROMPT DELIVERY...



BELDEN WIRE: Multiconductor, Co-axial, Special Purpose, Special Assemblies.

BUSSMAN: Fuses.

CHEMTRONICS: Chemical Sprays.

COLFLEX: Heat Shrink-Wrap Tape.

DURACELL: Alkaline, Mercury, Lithium, Silver Oxide, Ni-Cad Batteries.

ECG CANADA: Electron Tubes, Semiconductors, Heat Shrink Tubing etc.

G.C. ELECTRONICS: Electronic Parts & Hardware.

GUARDIAN: Miniature & Time Delay Relays, Solenoids.

HOMAX: Desoldering Devices.

IDI: Pilot Light Assemblies.

DATATRON: RS-232 BCB & Accessories.

LENLINE: Electronic Specialty items.

LITTELFUSE: Fuses.

PAMOTOR: Ventilating Fans.

RICHCO: Specialty Products, Cables & Accessories.

TECHNACELL: GEL Batteries.

XCELITE: Electronic Tools, and Cases.

MULTI CORE: Fluxes, Solder, Specialty Solders.

PLATT: Tool cases.

POLYTRONICS: Surge suppressors.

**YOUR ONE STOP - FOR WHATEVER YOU NEED IN
ELECTRONIC COMPONENTS' EQUIPMENT AND TOOLS**
MINIMUM QUANTITIES APPLY

westtown electronics

A DIVISION OF 245603 ONTARIO LIMITED

P.O. Box 370, Station U, Toronto, Ontario M8Z 5P7

MAIL ORDER: Immediate delivery. Cheque, Money Order, Visa accepted.

ENVOY: WESTTOWN

TELEX: VIA NEW YORK

(416) 624-8284

FAX: (416) 624-8299

7601044 WEST CIG

Please no Collect Calls

Circle No. 4 on Reader Service Card

EXCLUSIVE CANADIAN DISTRIBUTOR

UNITECH KEYBOARDS

Use West German CHERRY® Mechanical Contact Switch

BUDGETRON INC.
IMPORTER
DISTRIBUTOR
Mississauga, Ontario, Canada

ONE YEAR WARRANTY

K-151 KEYBOARD

AT Layout For IBM™ PC/AT And Compatibles



- Large size Return, Shift and Control Keys
- Sturdy Metal Base
- Large "+" Key on Separate Numeric Pad

ONE YEAR WARRANTY

K-155 KEYBOARD

Intelligent Built-in Auto Switch To Run IBM™ PC/XT, PC/AT and Compatibles



- Additional Cursor Pad
- 10 Wide Function Keys
- 95 Keys
- New Ergonomic Design
- Versatile Keyboard

BUDGETRON INC.
IMPORTER
DISTRIBUTOR

1320 Shawson Drive, Unit 1, Mississauga, Ont. L4W 1C3

Tel: 416-673-7800 Tlx: 06-968080 FAX: 416-673-2679

*IBM is a registered trademark of IBM Canada Ltd

Circle No. 5 on Reader Service Card

Copyright

All material is subject to worldwide copyright protection. All PCB patterns are copyright and no company can sell boards to our design without our permission.

Liability

While every effort has been made to ensure that all constructional projects referred to in this magazine will operate as indicated efficiently and properly and that all necessary components are available, no responsibility whatsoever is accepted in respect of the failure for any reason at all of the project to operate efficiently or at all whether due to any fault in the design or otherwise and no responsibility is accepted for the failure to obtain component parts in respect of any such project. Further no responsibility is accepted in respect of any injury or damage caused by any fault in design of any such project as aforesaid.

Editorial Queries

Written queries can only be answered when accompanied by a self-addressed, stamped envelope. These must relate to recent articles and not involve the staff in any research. Mark such letter Electronics TodayQuery. *We cannot answer telephone queries.*

Binders

Binders made especially for Electronics Today (ET1) are available for \$9.75 including postage and handling. Ontario residents please add provincial sales tax.

Back Issues and Photocopies

Previous issues of Electronics Today Canada are available direct from our office for \$4.00 each; please specify by month, not by feature you require. See order card for issue available.

We can supply photocopies of any article published in Electronics Today Canada; the charge is \$2.00 per article, regardless of length. Please specify both issue and article.

Component Notation and Units

We normally specify components using an international standard. Many readers will be unfamiliar with this but it's simple, less likely to lead to error and will be widely used everywhere sooner or later. Electronics Today has opted for sooner!

Firstly decimal points are dropped and substituted with the multiplier; thus 4.7uF is written 4u7. Capacitors also use the multiplier nano (one nanofarad is 1000pF). Thus 0.1 uF is 100nF, 5600pF is 5n6. Other examples are 5.6pF = 5p6 and 0.5pF = 0p5.

Resistors are treated similarly: 1.8Mohms is 1M8, 56kohms is the same, 4.7kohms is 4k7, 100ohms is 100R and 5.6ohms is 5R6.

PCB Suppliers

ETI magazine does NOT supply PCBs or kits but we do issue manufacturing permits for companies to manufacture boards and kits to our designs. Contact the following companies when ordering boards.

Please note we do not keep track of what is available from who so please don't contact us for information PCBs and kits. Similarly do not ask PCB suppliers for help with projects.

K.S.K. Associates, P.O. Box 266, Milton, Ont. L9T 4N9.

B—C—D Electronics, P.O. Box 6326, Stn. F., Hamilton, Ont. L9C 6L9.

Wentworth Electronics, R.R. No. 1 Waterdown, Ont. L0R 2H0.

Danocinths Inc., P.O. Box 261, Westland MI 48185 USA.

Arkon Electronics Ltd., 409 Queen Street W., Toronto, Ont., M5V 2A5.

Spectrum Electronics, 14 Knightswood Crescent, Brantford, Ontario N3R 7E6.

Varah's direct

Introduces

PORTASOL

The cordless, butane soldering iron!

- pocket size
- lightweight
- adjustable heat
- 400° C tip temp.
- static free
- re-fill 15 seconds
- replaceable tips
- 60 watt equivalence

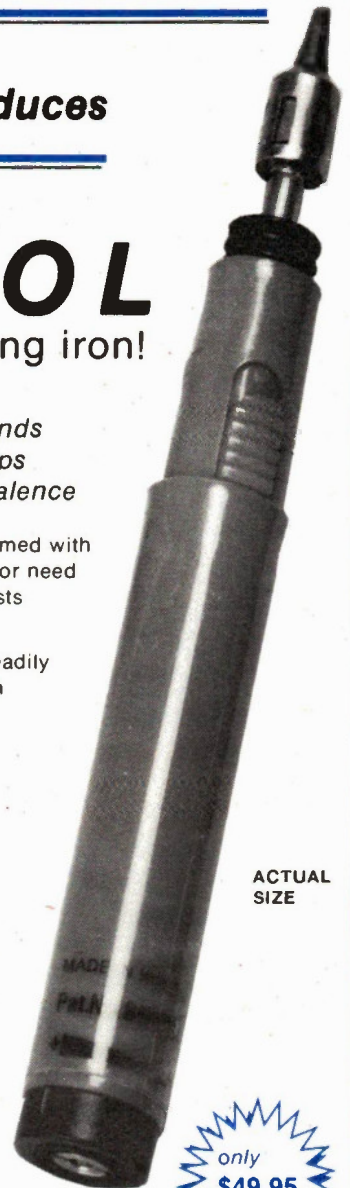
PORTASOL extends the limits of soldering. Armed with just the PORTASOL - unhindered by power cord or need for an electrical outlet — professionals or hobbyists can make short work of soldering tasks.

The PORTASOL uses ordinary butane which is readily available at any corner store at a cost of less than 5¢ per refill. Butane is held in a reservoir inside the iron. A patented catalytic converter provides the heating at the tip. There's no flame during soldering. It's that simple. It's that safe!

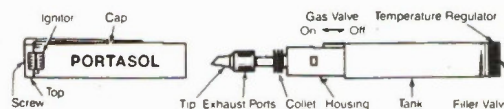
With normal usage, each charge of butane lasts up to 1 hour. Refills in seconds — as easy as filling a cigarette lighter. That's just how convenient the PORTASOL is.

Every PORTASOL comes standard with a 2.4mm tip, a protective cap and a handy clip so it can be carried like a pen in your pocket. The cap includes a flint for igniting the iron.

PORTASOL — This useful tool is now offered to you by *Varah's Direct*. It comes with a **full 1 year guarantee**. **ORDER YOURS TODAY!**



ACTUAL SIZE



MAIL TO:

Varah's direct

504 Iroquois Shore Road,
Oakville, Ontario, L6H 3K4.

For Faster Service Call:
(416) 842-8833

_____ pcs	PORTASOL	@ \$49.95	=	\$ _____
	Butane Soldering Iron	Stk #68570		
Replacement Tips:				
_____ 2.4mm #68572	_____ 3.2mm #68573	_____ 4.8mm #68574	\$14.95 each	\$ _____
			Shipping & Handling	\$ _____
			(Add \$4.00)	
			Total	\$ _____
Name: _____	Phone: _____	Postal Code: _____		
Address: _____				
<input type="checkbox"/> Master Card	<input type="checkbox"/> VISA	Card Expiry: _____		
<input type="checkbox"/> Cheque (Allow 10 days clearance)	<input type="checkbox"/> Money Order	Card # _____		
	Signature: _____			

Varah's direct



• Vancouver • Edmonton • Calgary • Winnipeg • Oakville • Nepean

HAMEG 20MHz

Digital Oscilloscope

In addition to providing the impressive features of a well-designed 20 MHz real-time oscilloscope, the new HM 205 permits storage and display of slow-occurring signals and events (from 50 sec to 0.1 msec). None of the usual problems associated with long-persistence screens, such as trace flicker, streaking, and relatively short view time (max. 10 sec in Single-Shot mode) due to unavoidable loss of brightness, are present in the HM205.

HM205 LIST \$1250



HM8001 WITH HM8037 & HM8027 MODULAR SYSTEM


DISTORTION METER & AUDIO GENERATOR

Ideally suited to fit under either of these Oscilloscopes and other Hameg Models

Analog Oscilloscope

The HM 203 Vertical Amplifiers incorporate variable gain controls and maximum input sensitivity is 2MV/cm over the full band width. Triggering up to 40 MHz is possible along with LINE, HF, DC and TV Sync. The instrument also has a component test built in.

HM 203-5 LIST \$770



Complete audio distortion measurements are now economically possible with the new **BCS-DATE***. Our **DATE*** system is a low cost 4 unit system from 5HZ to 50KHZ. Probes and our H980 interconnecting cable set are also included.

HM 203 DATE*

\$1895.00

COMPLETE

HM 205 DATE*

\$2395.00

COMPLETE

*Distortion, Audio Test Equipment

THE CANADIAN
HIGH
TECHNOLOGY
SHOW

Visit our Exhibit Booths 150 and 152, Exhibition Place Toronto, Canada — Sept. 23-25, 1986

BCS
ELECTRONICS
LIMITED

980 Alness St. Unit 7,
Downsview, Ontario.
M3J 2S2
(416) 661-5585
TELEX 065-28169

Mon-Fri 8-5 pm, Sat 10 am-1 pm


Profit From Canada's Largest Electronics Event!



CANADIAN HIGH TECHNOLOGY WEEK '86

September 23-25, 1986, Exhibition Place, Toronto

Comprised of three major elements, it will be a dramatic international showcase of products, ideas and achievements.



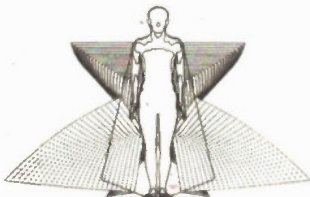
CANADIAN HIGH TECHNOLOGY SHOW

Canada's largest electronics event. The Canadian High Technology Show features an immense display of components and instrumentation from Canada, U.S.A., Europe and Asia.



THE CANADIAN ELECTRONICS PRODUCTION, PACKAGING & DESIGN EXHIBITION

Companies from all corners of the world will join together to create an incredible array of exhibits spanning the diverse spectrum of electronics products and services. Included will be production and packaging equipment, CAD/CAM & Robotics & CIM equipment.



THE NATIONAL TECHNOLOGY CONFERENCE

This prestigious conference will bring together top technical minds, entrepreneurs and government policy-makers to chart new directions and act as a vital catalyst for the continued growth and development of this dynamic industry.

TORONTO - SEPT. 23 - 25 1986
OTTAWA - MAY 5 - 6 1986

Circle No. 56 on Reader Service Card.

Contact us for information on visiting or exhibiting:

Canadian High Technology Week '86
2487 Kaladar Ave., Suite 214
Ottawa, Ontario, Canada K1V 8B9
(613) 731-9850

Auto Light Reminder

If you've ever left your headlights on after parking the car, you might try this simple, inexpensive unit.

By Michael Perrow

IT IS PROBABLY just a matter of time before anyone who drives a car gets caught with a flat battery as a result of leaving their lights on. In winter this can happen all too frequently, having set off to work in pitch darkness and arriving at work in broad daylight. Beware, though, I have been caught in summer, too. A sudden downpour, dull skies, poor visibility, etc., on go your lights. You continue driving and the weather gradually improves but of course you forget about your lights. When you park, your battery is slowly drained of energy and when you return the engine won't even turn over.

Having been caught many times I decided to bring some electronics to the rescue. This unit was conceived as a simple but effective lights-on reminder. The PCB has deliberately been designed to be large so that even if this is your first attempt at a project you will stand a very good chance of success. It is also an ideal project to try your hand at making your own printed circuit board, if you so wish.

How It Works

Transistors TR1 and TR2 (Fig. 1) form a very basic audio frequency oscillator which will generate an audio note of about 800 Hz (with the component values shown) providing that there is a potential difference of about 10 volts between points A and B.

Switch S1 is shown in the 'Light Reminder' position. With the ignition switch on but with the sidelights off, +12 volts from the car battery is fed via the ignition switch and S1a to point A; point B also assumes +12 volts. If the sidelights are now switched on there is still no change because of the +12 volts via the light switch, S1b and D1 still leaves point B unchanged. In both these conditions there is no output from the oscillator. However, if the ignition is now switched off with the lights still on, point B stays at 12 volts but point A goes down towards

ground via R2. There is now a potential difference between points A and B and the oscillator functions giving an audio output through the speaker, indicating that your lights have been left on.

Should you wish to park with your lights on — no problem — just switch S1. This will remove the 12 volts from point B because S1b is now open. In this condition when you return and switch on the ignition then point B will again assume 12 volts via S1a and D1 and the oscillator will sound. This will remind you to switch the circuit back into the "Light Reminder" position.

Construction

Referring to Fig. 2, mount the switch, capacitors and resistors in their correct positions. Note capacitors C2 and C3 are polarized and must be oriented properly, as must the diode. The two transistors can then be mounted. Any available loudspeaker with an impedance of 50 ohms or above can be used; the smaller the size the better. The fuse is simply a single strand of wire taken from a length of multi stranded hook-up wire. This saves having

to buy a fuse and fuse holder and helps keep down costs while still providing a measure of protection.

The casing and mounting is left to the individual and will vary depending upon the type of car and mounting position. When the unit has been built, the oscillator can be tested out by connecting 12 volts between points A and B (B is positive).

Using the coloured wire indicated, connect the orange lead to the switched side of the ignition and the brown lead to the switched side of the sidelights. The blue wire should be connected to any suitable ground. You may need to refer to the electrical wiring diagram for your car to establish the most suitable positions to connect the wires.

Once the unit is connected, test it by switching the lights on with ignition off, the unit should sound. By switching S1 over, the unit should go quiet. Next, turn on the ignition and the unit should sound again, until S1 is reset.

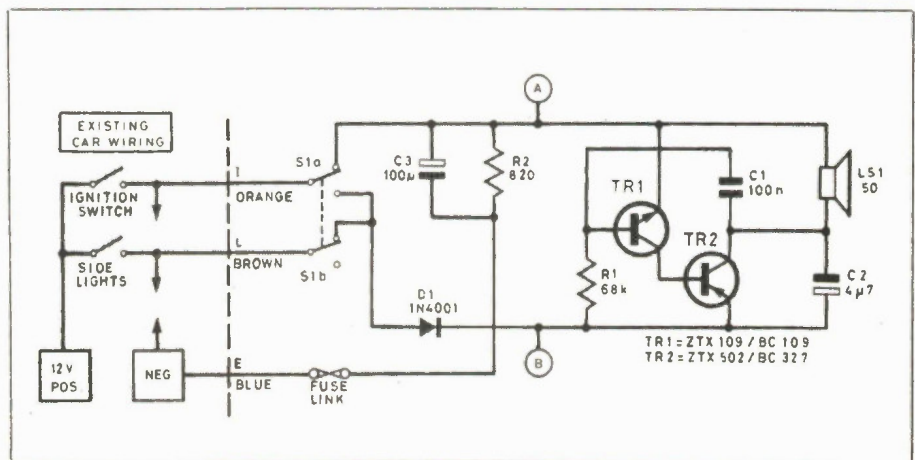


Fig. 1 The circuit diagram of the Light Reminder.

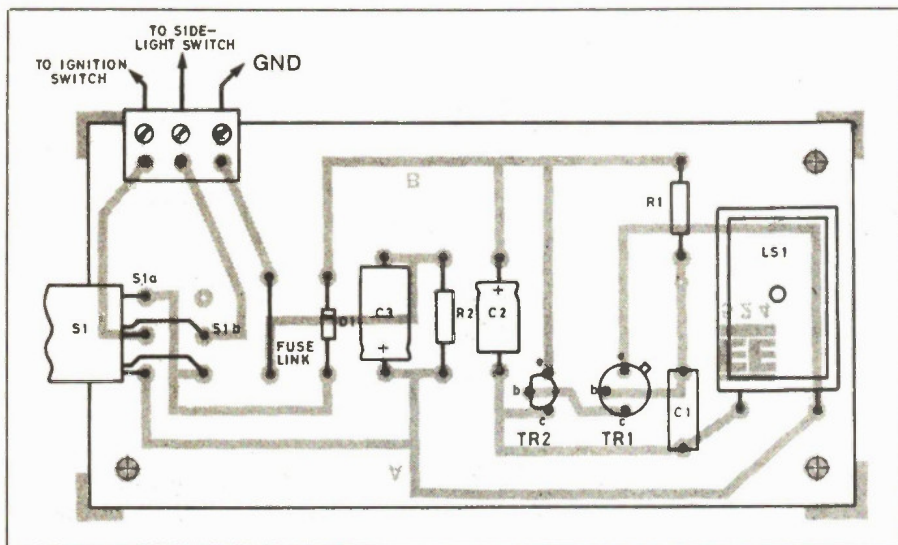


Fig. 2 The parts overlay of the unit.

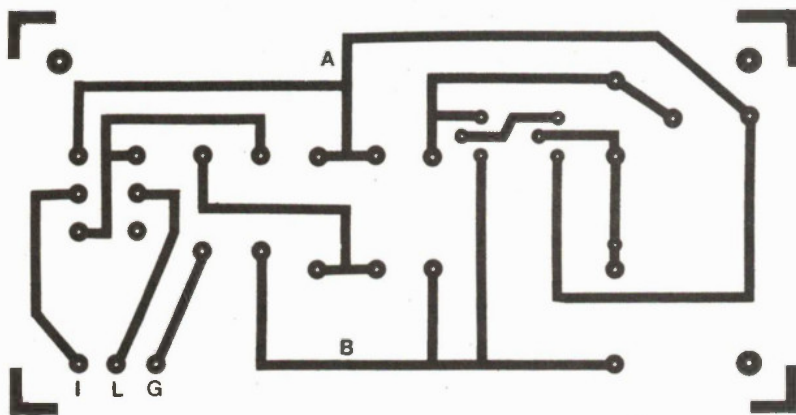


Fig. 3 The PC artwork for the Light Reminder.

Parts List

Resistors

1/2W carbon $\pm 10\%$

R168k

R2820R

Capacitors

C1100n

C24.7u elect. 15V

C3100u elect. 15V

Semiconductors

TR1ZTX109 or 2N930

TR2ZTX502 or 2N5819

D11N4001

Miscellaneous

LS1: 50R (or greater impedance) loudspeaker; S1, 2-pole changeover switch; connecting wire; three-way connector block; PCB; case to suit.

Electronics Today

Offers advertisers the opportunity to increase their sales and profits in the electronic field. Over \$200 million is spent annually for both electronics and micro-computer products by Electronics Today readers.

For advertising information

Call (416) 445-5600

Subscribe now to Computing Now!

Computing Now! is from the publishers of Computers in Education and Electronics Today and offers full coverage of what's happening in Canadian microcomputing. Get the most out of your micro with:



Listings!

From the CP/M to MS DOS; programs for business use or just for fun.

Reviews!

The newest computers, the latest peripherals. Software, book reviews, and interesting gadgetry.

Programming!

Articles and discussions on how to solve those programming bottlenecks.

Systems!

If you're looking for a business system, you'll find information that lets you find the most efficient, most economical equipment for your needs.

Subscribe now:


\$14.95 for one year (12 issues) or \$27.95 for two years (24 issues).

(Time Limited Offer)



1300 Don Mills Road,
Don Mills,
Toronto, Ontario
M3B 3M8
Telephone (416) 445-5600

Tracer 100XT Troubleshooter



Real-time monitoring of all microprocessor functions while your program is running.

By Bill Markwick

WHEN you're trying to extract information from a microprocessor circuit, the regular testbench gear falls behind. The oscilloscope will show you anything you need to know about a bit or byte, but only in isolation. This also applies to the various types of handheld logic probes and bit-detector devices. What you really need is something that will read or write a byte and tell you something about the effect it's having on the program.

Just such a device is the Innovage Tracer 100XT microsystem troubleshooter. It's a small box about the size of a utility box, with a ribbon cable and a clip for direct connection to the CPU chip under test. An 8-character LCD readout displays address and bus values in hex notation, and 16 multi-function pushbuttons control it. Power (5V, 125mA) comes from the circuit under test.

It's available in versions for testing the Z80, 8085, 6502, 6800 and other 8-bit CPUs; both the internal software and the ribbon clip have to suit the particular IC.

We tested the Z80 version, which arrived complete with the demonstrator board shown in the background of the photograph.

The demonstrator consisted of a Z80 and support chips, a short program in ROM, four RAM chips and various LEDs to show the 8-bit output and the states of the various read/write points.

On powering up, the sign-on and prompting messages appear one word at a time. In general, each function button reveals a tiny menu of other available functions; the menu is stepped, selected and operated by pressing the **Reset** and **Step** buttons. Here are some of the many tests that you can do:

Memory Test: this is subdivided into a Ramtest, a Checksum test, a Memory Examine (to read out the contents of any cell), Memory Store (to change the contents of any cell) and I/O Examine and Store. The Tracer performs the Memory functions (and all the others) by using the

HALT pin on the CPU during program execution; this lets the Tracer look around or insert codes without upsetting normal operation. In general, the only effect on the program will be a slight slowing down; some of the functions suspend the program for a while, but it never failed to restart where it left off.

Here's what the operation looks like, using Memory Store as an example: when you get to Mem Stor, you press the Step button to select it; "Enter Memory Address" appears one word at a time, followed by four question marks above the Address Space and two asterisks above the Data space. The pushbuttons are now automatically shifted for typing in hex values from 0 to F.

The demonstrator board's program consisted of stepping eight LEDs one at a time; by writing different bytes into memory location 8400, the display pattern could be changed. "8400" is entered in the Tracer's address space; the Data space now waits for a hex byte. Let's enter

"AA" and see what happens. The Tracer display says "Writing", and the LEDs are now flashing four at a time. By pressing Step, the display is cleared and waits for a new value to be entered.

The **Bus Test** gives you a choice of Ramp or Shift modes; these step a value through the address and data buses while temporarily suspending the program. Aside from being able to watch the signal's progress on a scope, you can detect shorts or opens in the PCB or hardware.

The **Mode** buttons set one of four operating modes: the simplest, Mode A, is used for single-stepping through the host program, without any qualifying address or data. For instance, **Memory Read** will display information every time there's a memory read cycle in the program.

Mode B lets you specify an address or I/O port. A breakpoint is then set at this value.

Mode C lets you key in a particular data byte. The selected function then looks for this byte.

Mode D lets you set both the address and a data byte. This is useful if you want to know whether or not a specific byte ever appears at a specific address.

There are two ways of setting the breakpoint function. If you select the **Breakpoint** button, program execution is halted when the desired condition of address and/or data occurs. If you select **Framepoint**, the display will tell you that the desired condition has happened, but the program continues on its way.

Other functions on the keyboard include **Port Read**, **Port Write**, and **Op-Code Fetch**. The latter, in conjunction with the Mode controls, will tell you if any particular op-code ever occurs, and where. Other hardware functions include a BNC trigger output which can be used to synchronize your scope to changing logic levels, and a hardware-reset button to reset and reinitialize the host CPU. There is also an internal memory to remember your keystrokes; this lets you change various settings without rekeying a lot of the information.

The Tracer goes a long way toward revealing the mysteries of a microprocessor circuit. The ability to read and write specified bytes from anywhere in a program while it runs is tremendously useful. Software and hardware can be debugged in far less time than, say, modifying your object code to see what's going to happen if you change something.

At present, the Tracer is available in three versions. The 100X, at \$1,750, lacks the internal memory and Bus tests. The 100XT we tested costs \$2,450, and the

100XTR at \$2,795 adds an RS232 port for downloading or uploading data; this port is available as an option on the others for \$400.

The RS232, incidentally, allows the 100XT to perform as an emulator in conjunction with an IBM PC and optional Innovage-supplied software. Downloading and uploading code from your target system simplifies developing code for PROM-based systems.

The Tracer performed as promised, eliminating all sorts of unknowns from the Z80s we tried it with. An exception has to be made in the case of the Z80 card in an Apple-compatible computer; some of the functions wouldn't work due to the interrupt structure used with the Z80/6502 hookup. Another minor complaint is the lack of a keyboard buffer; between the natural slowness of the LCD display and the required wait states that are inserted into the program, some of the keystrokes get ignored. If you get impatient and hit the key a few more times, you sometimes get extra key entries that you didn't want. It's also difficult to get out of certain functions if you make an entry mistake; since the Reset key doubles as a Zero, the machine just thinks you're entering more data. Eventually you get to a point where Reset will actually reset, but it slows you down a bit.

Though it's expensive, the Tracer is the equal of some logic analyzers that we've tested, units that cost considerably more. If you do development work with 8-bit hardware or software, it's well worth looking into. In addition, Innovage is working on interfaces for 16-bit microprocessors, and these will be available towards the end of the year, and may be ready by the time you read this.

Contact:
Innovage Microsystems Inc.,
5-6125 12 Street S.E.,
Calgary, Alberta T2H 2K1
(403) 255-9590.

Turn unneeded goods into cash

Sound like a real challenge? It doesn't have to be. Not when you employ low-cost Product Mart advertising to sell the things you no longer need. Classified works for you by putting your selling information in the hands of people who are ready to buy.

Call (416) 445-5600

INTRODUCING the TRACER* 100XTR

Innovage Microsystems Inc. now offers a system that can be used to develop and test code in conjunction with your IBM* PC, in addition to its troubleshooting capabilities for production test, field application and service work.

You can now write, assemble and download code to a target system without PROM burning or removal of your CPU.

Call your local **Active Electronics** dealer or **Cardinal Industrial Electronics**.

*IBM is a registered trade mark of International Business Machine Corporation.

Innovage Microsystems Inc.,
5-6125 12 St. S.E.
Calgary, Alberta
T2H 2K1
(403) 255-9590

HERE'S an analog multimeter that the author designed and built for himself after retiring as a research physicist about five years ago. It should appeal to the do-it-yourselfer who needs a dependable meter to do his electronic sensing for him. Since labour nowadays is a major expense in a ready-made instrument, building one's own makes it that much more affordable; it also allows the builder to decide whether any particular refinement is worth the necessary investment of his time.

No hard-to-get or short-lived parts are used. Despite the use of a rugged 200uA d'Arsonval movement, 10mV will produce full scale on the most sensitive range, done by means of an operational amplifier in such a way that stability is very good and the zero adjust seldom needs touching. A single 9V battery powers the entire instrument, including the ohms scales, and the battery drain never exceeds 3.5mA (on voltage scales it is less than 1 mA). In addition, the input impedance for direct volts is extra high (111M) and the ohms scales are stable without adjustment over the useful life of the battery (down to 6.0V).

In this meter, on both resistance scales, the red lead is positive and the black lead goes to the case for all functions. The red lead test prod has a reversible tip which allows insertion of 100k at will, useful when measuring direct voltages in the presence of radio frequencies. Two small alligator clips separated by an inch of flex wire allow the prod to be clipped on to a connection as well.

The meter scales have been made as simple and easy to read as possible: two for voltage (0-10 and 0-30) and two for resistance measurement. The basic op amp and meter produce full scale for 10 mV or 30 mV input, depending on a slide switch setting, and, together with the 6 decade settings of the input divider, provide 12 voltage ranges. There are two sets of resistance ranges, one with a 30 mV source, good for in-circuit measurements

without turning on any semiconductors, and one with a 3V source. Together they range from 10 ohms centre scale to 100M centre scale.

The meter movement is protected by a series constant-current FET which will limit the current to 1.25 times full scale even if the driving op amp output shorts to the positive supply. A slide switch offers a choice of left-scale-end or centre zero when the function switch is set to DCV.

The meter can be self-checked as follows: when the function switch is on '10 O' and the leads are unshorted, the needle should read full scale; when the function switch is on 'direct volts' and the zero switch on 'centre', the needle should read half scale. Several ohms scales can be checked by the 100 K resistor in the probe by turning the red tip out and shorting the leads.

The instrument is designed to stand on its own when out of its case, a convenience when calibrating or servicing. Instead of a pilot light which consumes power, a red flag shows in a window when the instrument is turned on. The dimensions of the metal case for the meter are: height 9", width 6", depth 5". It could be made considerably smaller if this were desired.

The Op Amp

The CA3130 was chosen for its features: (a) FET inputs for very high input impedance, (b) single-ended power supply capabilities, (c) low quiescent supply current (considerably less than 1mA), (d) low cost. A minor disadvantage is that with a 5V supply, the regulating zener in the CA3130 does not turn on, so one must regulate the power supply. Fortunately this can be done with very little further expenditure of current and it is even possible for a CA3130 operated as a regulator to control its own supply, as will be shown below.

Four op amps were found necessary: one to regulate the 5V supply for all the op amps; one to regulate a 3V supply for the ohms circuit; one to be a voltage follower to drive the meter movement, and one to convert alternating voltage into direct voltage before it is measured.

Theory and construction tips for a precision multimeter.

By Lloyd MacHattie

Multimeter

A Versatile

Reference Voltage

The stable reference voltage in a regulator is usually derived from a zener diode run at several mA. At currents which are fractions of 1 mA, a constant-current FET circuit is preferable both as to cost and performance. A 2N5457 FET is inherently temperature compensated at a current in the neighbourhood of 400 uA. It is possible to reduce the current to one tenth of this and retain temperature compensation if one adds a diode and a few resistors (see Temperature Effects Section). Resistors with good stable characteristics should be used, such as Philips 1 metal film resistors. In this multimeter a temperature-compensated reference voltage of 2.5V for high impedance loads is provided which consumes only 40 uA.

Regulators

Fig. 1 shows the regulator circuit which takes power from the battery at any voltage in the range 6 to 10 and delivers 5V to the four op amps used in the instrument. Over this range of supply voltage and for load currents from .9 to 5mA the regulation was found to be within 1mV. The FET T1 should be chosen to operate at a gate bias of one volt or more, which means that a higher bias unit should be selected from several 2N5457s. This is the trick that allows the op amp to control its own regulated supply. With the FET used as a source follower, the op amp output can be at +4.6V and be coupled to the base of the series regulating transistor T2 and +5.6V.

The .1uF from the battery + line to the 5V regulated line is for giving a transient boost to the latter when turning on. Otherwise the CA3130 may never receive any supply and can stay turned off.

A second regulator, operating on similar lines and using the same 2.5V reference, drops the 5V regulated to 3V regulated for supplying the ohms circuit.

Voltage Follower Meter Drive

The heart of the multimeter is the basic 10mV or 30mV measuring circuit shown in Fig. 2. The 10M 10nF low pass filter in the input lead largely prevents alternating voltages from reaching the input. It is also used to measure offset as explained below. The op amp causes the input voltage to be impressed across 150 ohms (R6) or 50 ohms (R6 and R7 in parallel), the necessary current being supplied by the op amp through the meter movement. The drop across the meter movement may be more than 1/3 volt but the op amp takes care of this since it is within the negative feedback loop. The diode between op amp and the FET is put in to improve the offset slightly near zero input, which it does by having the op amp output no longer approach so close to zero.

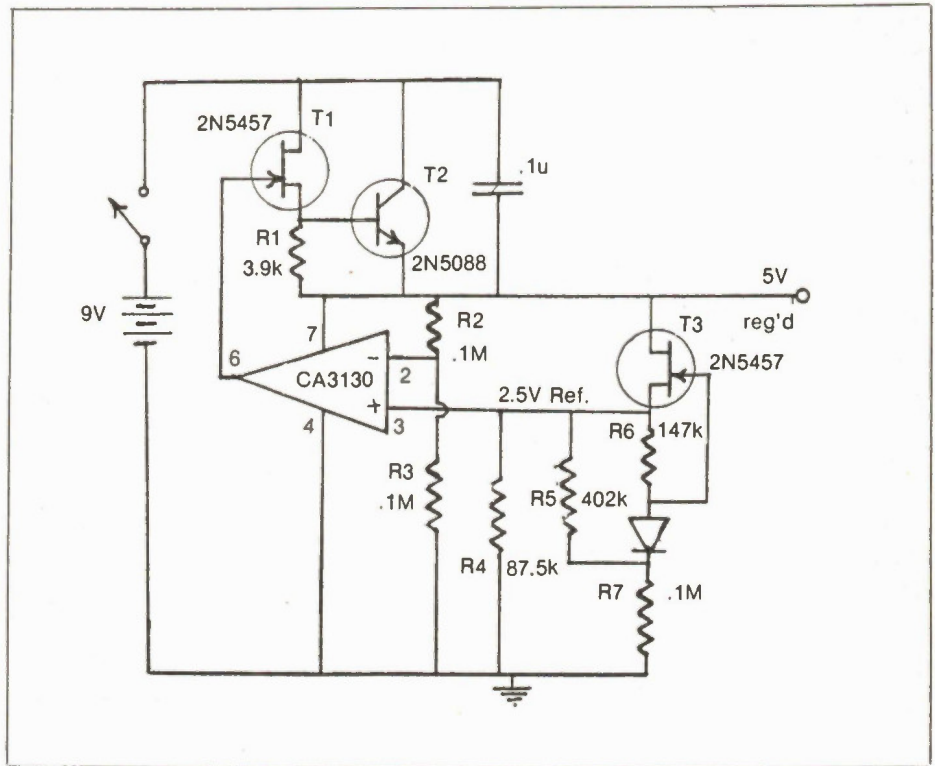


Figure 1. The regulator circuit.

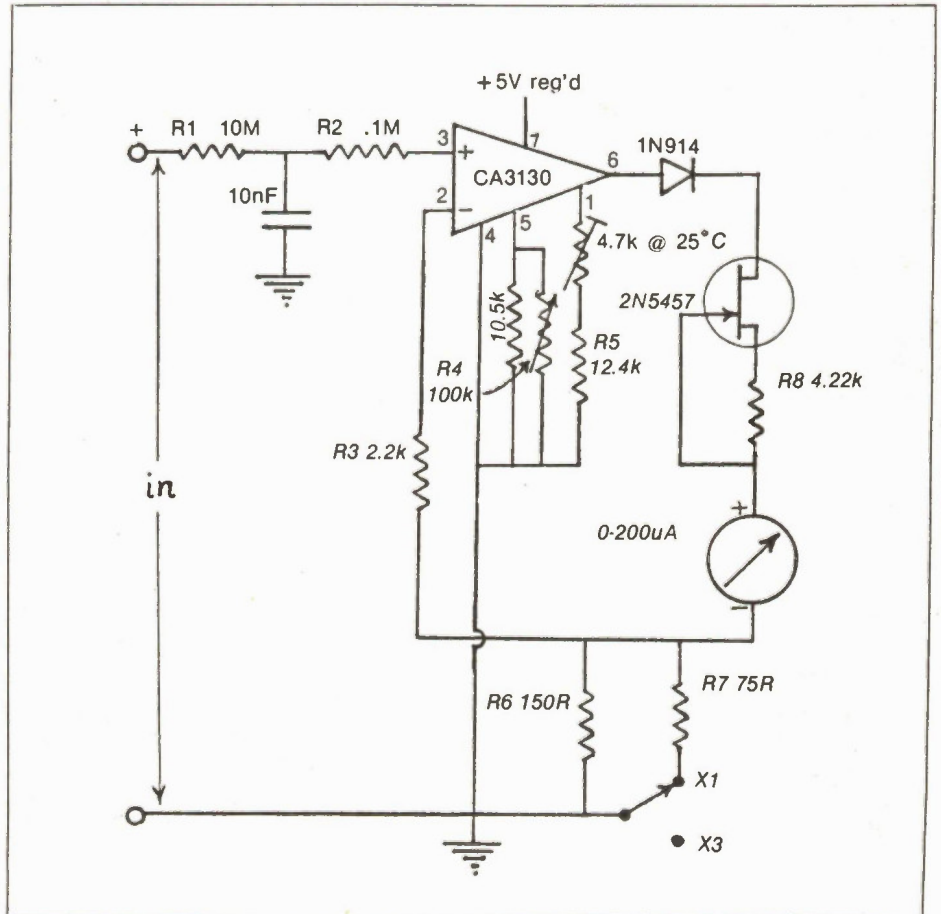


Figure 2. The basic measuring circuit.

Movement Protection

The FET which limits current through the meter movement has a source resistor which must be determined by trial with each particular FET. That value is chosen which gives a drain current of about 250uA with a 5V supply. This method of meter protection is cheap and very effective.

Offset Null

The offset is just the output (DC voltage) minus the input. The offset null adjustment is most simply a 100k pot connected between op amp pins 1 and 5 with the tap to ground. However, the necessary setting will generally vary with the ambient temperature. A refinement which allows the zero control to be banished from the front panel is to temperature-compensate the op amp by introducing a thermistor as shown in Figure 2. Since individual op amps differ even if they have the same type number, the values of the thermistor and associated resistors should be determined by experiment as described in the Temperature Effects section.

The offset may be measured accurately without the use of another voltmeter in the following way. The positive input lead is connected to the negative terminal of the meter movement, and the 10mV scale with centre zero is selected. This impresses the offset voltage across the 10M in the input filter and begins to change the voltage on the 10nF capacitor and hence the meter reading. The rate may be determined by timing the needle across the scale. The offset voltage is the product of this rate by the input filter time constant, that is $V_o = RC (dV/dt)$. Here RC is 0.1 sec., so a rate upscale of 1mV/sec means an offset of +0.1mV.

Negative Inputs

A separate stage is devoted to converting alternating into direct voltages. For measuring negative direct voltages, the zero may be shifted to centre scale, or else the function switch may be thrown to D.V., which interchanges the multimeter circuit connections to the input divider.

Ohms Circuit

For resistance measurements, the type of circuit used is shown in Fig. 3. The eight-resistor divider with two ganged taps can provide a constant ratio of 100:1 while changing its impedance level over 6 factors of 10. If a regulated supply of 3.00V is connected to the upper tap, the lower tap will be at 30mV, sufficient to produce full scale on the meter movement. An unknown resistor shunting the lower tap to ground will register as some reading between 30 mV and 0. This is the basis of the 6 decades of resistance scales using a 30mV source (Lo scale). A second way to connect the unknown resistor is between

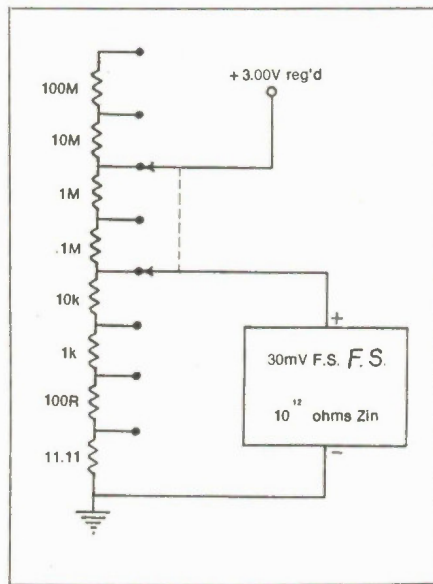


Figure 3. The resistance divider.

the 3V supply and the upper tap. The voltage across the unknown can now range from 0 to 3V and the resulting 6 resistance scales run the other way (Hi scale). Actually the two kinds of scale are very nearly but not quite reciprocal images of each other (with a factor of 100 thrown in). The fraction of full scale corresponding to any resistance reading 'r' on the 'lo' scale is $1/[(1.100/r) + 1]$ while on the 'hi' scale it is $1/(1 + r/111.1)$. The value of the unknown resistor is obtained by applying to r decade multipliers from 10 to 1M for the different scales.

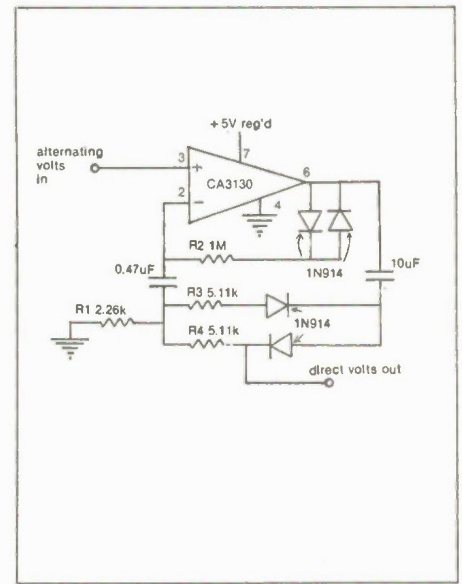


Figure 4. The AC/DC converter.

Accurate Resistors

The eight resistors in the input divider and the two range resistors (150 ohms and 75 ohms) should be of ± 0.1 accuracy or better. They can be made up from 1 resistors if these are sufficiently stable and one has the necessary facilities and patience. The 1k resistor, for example, can be made up of two resistors in series: a nominal 976 ohms and whatever 1 value near 24.3 ohms will bring the sum the closest to 1000 ohms. For this one should have the use of an accurate digital ohmmeter, or refer to the Special Uses section

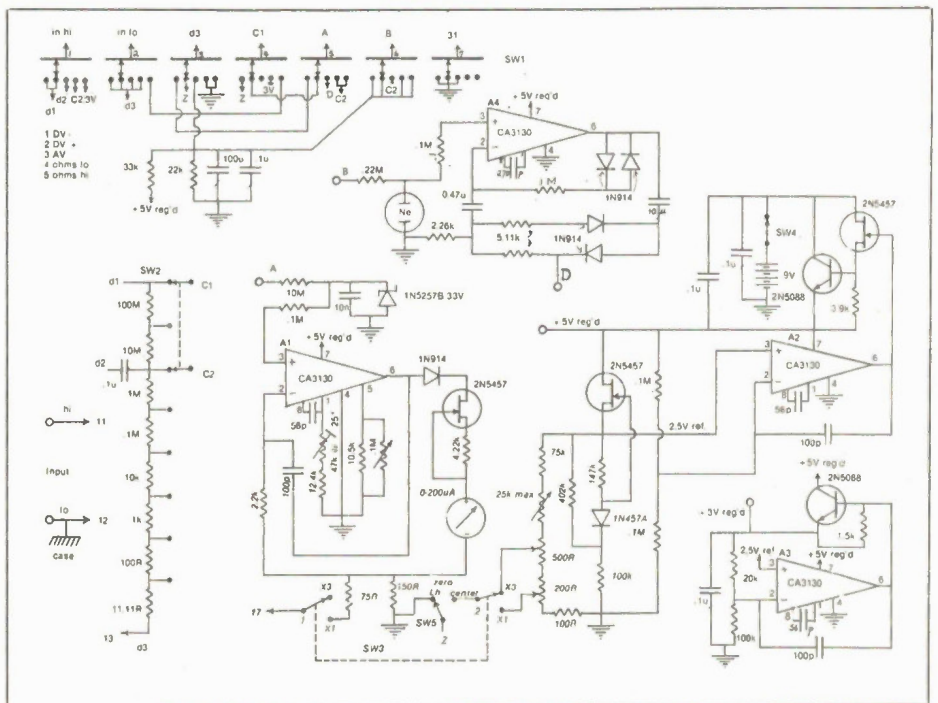


Figure 5. The complete circuit.

for a means of circumventing this difficulty.

With the lowest two resistor values it is better to take the next higher 1 value and shunt it (102 ohms shunted by 5.11k or thereabouts, and 11.3 ohms shunted by 665 ohms or thereabouts). Unfortunately, the highest two resistors are more costly than the others, not as close in tolerance and not available in closely spaced values. Shunting to lower the value by small amounts is impractical and one should obtain, if possible, resistors whose values are on the low side. Failing all else, one may consider accepting the 100M resistor as is and adjusting the other resistors to have the right ratios. This would cause a slight error in the ohms scales. In any case it is easy to check the highest two resistor values for accuracy at any time by the ohms circuit 100:1 ratio. On 'lo' ohms with the leads unplugged, as the range switch is stepped up from the lower values, any deviation from full scale reading that first appears can be attributed to the highest resistor being used. After that is remedied, the next higher step can be taken.

Alternating Voltage

The AC/DC voltage converter is an op amp voltage follower which applies the positive and negative halves of its output waveform to two largely separate load resistors. Taking the signal from one of these resistors and measuring the average direct voltage gives a measure of the input alternating voltage. The gain is adjusted so that 1VAC in gives 1VDC out. Fig. 4 shows the circuit. The two 1N914 diodes connected with R3 and R4 should be well matched (selected from a group of diodes).

Due to capacitive problems with the input divider when measuring alternating voltages, the divider impedance has been lowered by a factor of 100 as compared with direct voltages. The lower of the two ganged taps is used (see Figure 3) and the input connection to the divider is at the top of the 1 MO resistor. The op amp used for the converter must be biased well away from ground, therefore the input divider is returned to +2.0V from a bypassed divider across the 5V supply.

Complete Circuit

Fig. 5 shows the complete circuit of the instrument. A judicious placement of capacitors is necessary to curb the parasitic oscillations that can be expected to crop up when op amps and feedback are involved. A4, the AC/DC voltage converter, has just a capacitor from pin 1 to pin 8, but it was found advisable for the other three op amps to have each an additional 100pF from output to negative input.

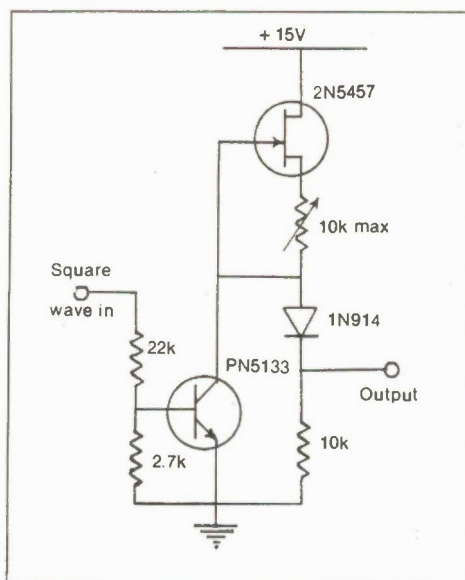


Figure 6. A squarewave calibrator.

Input overload protection for A1 takes the form of a 33V zener diode to ground which, together with the 100K to pin 3, limits input current to .3mA, well within the allowed 1 mA. For A4, however, two zeners in series opposition proved to have too much capacity, severely limiting the high frequency response. A small neon bulb was therefore put in their place which should still hold the input current within bounds during an overload.

Switch 5 allows the normal left hand zero to be moved to centre scale. This is done by including two trim pots in the divider across the 2.5V reference whose sliders can be set to 5mV and 15mV; one or other of these is connected to the input divider return, depending on which of the two basic sensitivities is being used. Another trimpot is also connected so as to be able to vary the resistance of this divider as a fine adjustment of the reference voltage and hence of the two regulated outputs.

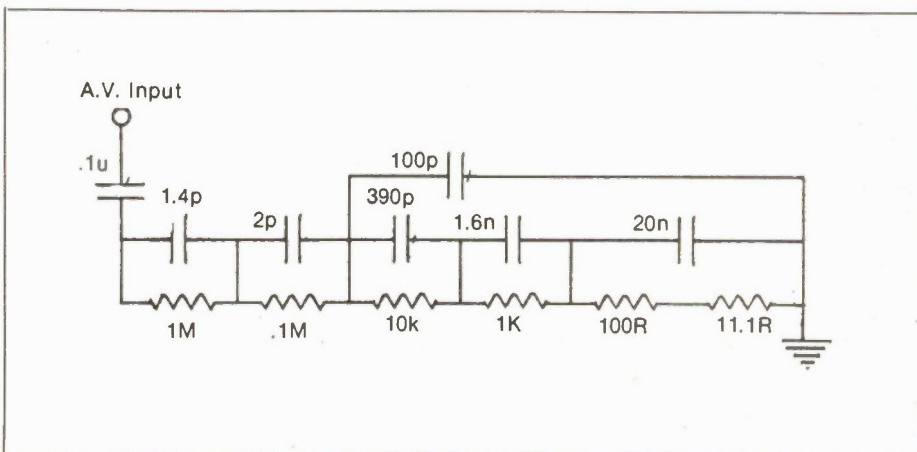


Figure 7. The compensated input divider.

In order to clear the diagram of long connections that the eye has difficulty following, letter and number codes have been used to indicate some connections. In a number code the first digit indicates the switch and the second the pole. Certain resistors are adjusted to fit the individual semiconductor device being used and these have been indicated by an asterisk. Their values must be determined by experiment.

It should be noted that while the maximum input direct voltage is limited by the voltage rating of the function switch (in the author's case about 2000V), the maximum input alternating voltage is further limited by the dissipation rating of the 1M resistor in the divider which would be to about 700V for 1/2 watt rating and to 1000V for 1 watt rating.

Mechanical Design

Most of the circuit is held on a circuit board mounted on the meter movement terminals. The input divider resistors are carried naturally by the lugs of the range switch, while a few components are best accommodated on the function switch.

The instrument case is a metal box with one face missing where there is a border flange to which the front panel can be screwed. Modification to one-screw closure consisted of making a new front panel which would hook over the case flange at the bottom and had a 90 degree lip overlapping the top of the case and held down to it by one screw. For a passive on-off indicator, a window is cut in the front panel above the on-off slide switch and a cardboard flag linked to the switch with a toothpick and cement. A fluorescent red square thus shows in the window when the switch is on; otherwise it shows black.

The positive or red external lead of the instrument ends in a probe which has been modified as follows. The metal tip is removed from a traditional plastic probe handle which is then drilled and the axial

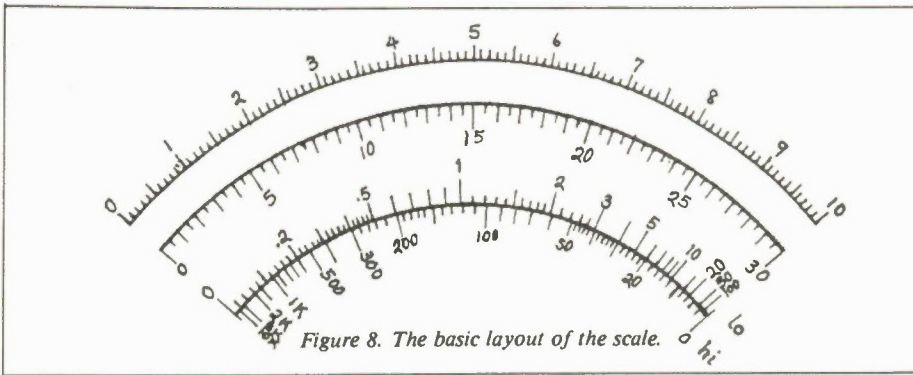


Figure 8. The basic layout of the scale.

hole lined with brass shim stock connecting to the lead, to form a socket for the reversible probe tip. This is made from a 1 3/4 inch length of 3/16 inch O.D. brass tubing. A regular probe tip coded white is soldered into one end while a 100K 1 resistor connects inside the brass tube to another probe tip coded red at the other end which is insulated and cemented in place by epoxy. Thus the 100K may be inserted or removed from the electrical circuit simply by reversing the probe tip. The coloring of the tips is done by wrapping with coloured thread then saturating with epoxy cement. A couple of small alligator type clips separated by an inch of flex wire facilitate clip-on connections. A groove filed around the probe tip keeps the alligator clip from sliding off too easily.

Calibration

It is essential, before any calibration, to make certain that all parasitic oscillations are squelched. Fig. 5 shows the capacitors found to do the job satisfactorily in one case and these will likely be sufficient. If a voltage standard or accurate voltmeter is available, check the offset, then set the 30mV scale accurately to full scale by adjusting the 150 ohms range resistor or by shunting the meter movement or both. Otherwise accept the accuracy given by the meter movement full scale current (nominally 200 uA) and the 150 ohms resistor. At the same time (if the input divider is accurate) adjust the 3 volt regulator output to make the meter read exactly full scale on '10' ohms with the leads open circuit. This same adjustment fixes the value of the 5 volt regulated supply as well. With the possible need to readjust the 75 ohms resistor to be one half of the 150 ohms resistor, this completes calibration of direct voltage and ohms scales.

There is an additional source of error which must be taken into account with alternating voltage measurements, namely the stray capacity between segments of the input divider. The most serious instance of this is the capacity between the input lead and the lower parts of the divider mounted on the range switch. It is ad-

visible to shield the input lead to the function switch and to erect a metal partition to help shield the lower parts of the divider from the rest of the system.

Two independent methods were used to calibrate alternating voltage ranges from direct voltage measurements. In the first, a photographic exposure meter was used to indicate equal heating of a bulb filament by alternating and direct currents. In the second, a square wave, derived from a measured direct voltage which was then chopped (at 50 duty ratio), provided an alternating voltage reading which could be compared with the theoretical response. The fact that results from the two methods agreed gives one confidence that no serious error is involved.

For a correct calibration, alternating and direct voltage readings should be the same, in the first method. In the second, because of the changed waveform, this is no longer the case. The meter is designed to read correct root-mean-square value on a sine wave, but actually responds to the average value of the positive half wave. Since, for a sine wave, the positive half wave averages .900 of the RMS value, while for a square wave it averages the same as the RMS value, one would expect a square wave to give a reading 1.111 times the true RMS value.

The direct voltage is chopped at around 400 Hertz to form a good square wave by the circuit shown in Fig. 6. The source of square waves should be adjustable as to duty ratio, but the adjustment fortunately is not too critical. With no square wave input, the direct voltage V at the output is adjusted to the desired value by means of the adjustable source resistor. Then the square wave is turned on to chop it, giving an output of V/2 RMS volts. This will give a reading of V/2 x 1.111 F2:F1 .555VRMS volts on the alternating voltage scale of a correctly calibrated meter.

Frequency Response

In an effort to make the frequency response of the different scales more uniform, a series of capacitors selected by trial was put across various segments of

the input divider. The values arrived at, shown in Fig. 7, are only meant to give a general idea as they depend on geometry difficult to specify, which moreover will not be the same in one case as in another. The best way to go about determining the value appeared to be to proceed from top to bottom on the divider with the rough capacitor values already in place. The first or smallest capacitor value is more or less arbitrary and makes little difference to the frequency response of the 10 mV scale, only setting a proportion between capacitive reactance and the resistance it shunts, which proportion should be roughly maintained throughout the divider. But from there on, the capacitor next below is the important one for the next scale; that is, the 2 pF is adjusted to get a frequency response on the 100 mV scale reasonably similar to that obtained on the 10 mV scale. The 390 pF (and 100 pF to ground) are next adjusted for the 1V scale and so on down the line. After these capacitive adjustments, frequency response measurements were made on four scales of the author's meter (10 mV, 100 mV, 1V, 10 V). The resulting frequencies for 3dB down all fell in the range 95 ± 5 kilohertz.

Meter Scale Plate

If a satisfactory scale plate is unavailable commercially, take one from a meter and modify it. If possible, obtain a meter which, besides being 200 uA full scale, has a uniform scale having 100 divisions (or 50). This can be used for reading in all the calibration, and the other scales can be laid out with respect to it. The scale plate is removed from the meter movement and the unwanted scales and lettering blanked out with a white poster paint (Speedball Acrylic Titanium White (Hunt No. 6640) obtained in an art supply store worked well without any dilution. Liquid Paper typewriting correction fluid should do as well).

Temperature Effects

To monitor the effects of ambient temperature on any piece of equipment it is almost essential to have a controlled temperature enclosure. This can be made from a cardboard carton inverted on a table and supplied with a heater and a blower. The author has found that a hair dryer slightly modified makes an inexpensive solution that works very well. Compensation of the multimeter power supplies works as follows (see Figure 1). At T3 currents of 40uA or so, the T3 source voltage would increase with temperature increases, were it not for the action of the compensating diode which increases the gate bias as the temperature rises. The compensating action is increased by increasing the current in R5. The source voltage can be adjusted by varying R4 as it carries out most of the drain current.

"The meter when switched to centre zero makes an excellent balance indicator."

The procedure adopted was to vary the temperature coefficient by juggling with the ratio of currents in R5 and R6. Various fixed resistor values were tried and each time the 100K trimpot in R4 was adjusted to give close to 3V output from the regulated supply. The second item to be dealt with is the multimeter offset voltage whose compensation allows one to eliminate the zero adjust from the front panel. The multimeter should have its case removed and its positive input lead connected to the negative terminal of the meter movement. Drift rate measurements on the meter needle can be made at several steady temperatures. The needle can be reset any time by switching to a higher voltage scale then back to the 10 mV scale. In the author's instrument a .6 W. rod type thermistor (4.7K at 25 degrees C) was found to be satisfactory as the compensating element. It is inserted in the leg from op amp pin 1 to ground if the offset goes more positive as the temperature is raised; but in the leg from pin 5 to ground if the offset goes more negative as the temperature is raised.

Special Uses

Besides the usual measurements of voltage and resistance, the multimeter, along with a few homemade instruments which are rather easily put together, can be used for the following operations: (a) Wheatstone bridge measurements including calibration of the multimeter input divider, (b) more accurate voltage measurements, using a Voltage Standard, which allows one to measure and adjust temperature coefficients. Two instruments, convenient to have on hand, are: a regulated power supply, adjustable from .1 to 50V and rated for currents up to 1A, and a square wave generator. Both of these can be built cheaply from RCA's descriptive literature on the CA3130 op amp.

With a little patience it is possible to build up a string of eleven 1k resistors matched to within .03% or so, using the Wheatstone bridge shown in Figure 9. The multimeter when switched to centre zero on the 10mV scale, makes an excellent balance indicator. The string can be mounted on a rotary switch and used for known ratios as two arms of a bridge or for accurate subdivision of a calibrating voltage or for checking linearity, say of a meter scale.

Obtain one .1% 1k resistor (to be used as a standard) and eleven 976 ohm 1% resistors and an assortment of 1% values clustered about 24.3 ohms. R1 and R2 can be two of the 976 ohm resistors which are matched well enough that their junction is within 5mV of one half the bridge supply voltage E. R3 can be the standard reference 1k while R4 can be any of the other 976 ohm resistors in series with 24.3 ohm. Make two readings of the balance indicator, say L when the reversing switch is thrown to the left and R when the switch is thrown to the right. Then the amount by which the 24.3 ohm resistor must be changed in order for R4 to equal R3 is given by:

$$R3 - R4 = (R - L)/E (R3 + R4)$$

If E is 10 V, (R3 + R4) is 2000 ohms and the smallest value of (R - L) distinguishable from zero is 0.1mV, then the accuracy with which R4 may be compared is $.0001/10 \times 2000 = .02 \Omega$. It depends on the stability of the 1% resistors how far it is worthwhile to push this. All the author means to suggest, and what he has found useful with Philips 1% resistors, is to pick the best 1% value near 24.3 ohms and put it in series with a given "976 ohm" to get a result which should be $1000 + .3 \Omega$. When two of the resistors have been done they can be used for R1 and R2. Then the rest

of the 11 resistors are processed and the string assembled.

The first thing to do in calibrating the multimeter input divider is to separate the divider from the rest of the multimeter, so that a bridge can be set up and the multimeter 10mV scale still used as the detector. One way to do this is to disconnect switch lug 152 from 142 (third digit refers to throw) and use 152 as the plus input of the 10mV scale. Similarly switch terminal (Switch 5) can be disconnected from 132 and used as the minus input of the 10mV scale. To isolate the divider from the multimeter case, d3 must be disconnected from 122 as well. With the red external lead removed and the function switch set at D.V. +, the bridge can be connected up with clip leads using the string of 11 resistors already made as a 10:1 ratio for bridge arms R1 and R2. (The bridge reversing switch can no longer be used as before). Neighbouring pairs of resistors in the multimeter divider are then systematically checked for their ratios. The smallest resistor is checked with the string set for a ratio of 9:1. The highest three resistors are probably best checked by the ohms circuit 100:1 ratio as described at the end of the "Accurate Resistors" section.

A Voltage Standard at whose terminals one could produce accurate voltage values, would allow voltage measurements

Continued on page 47

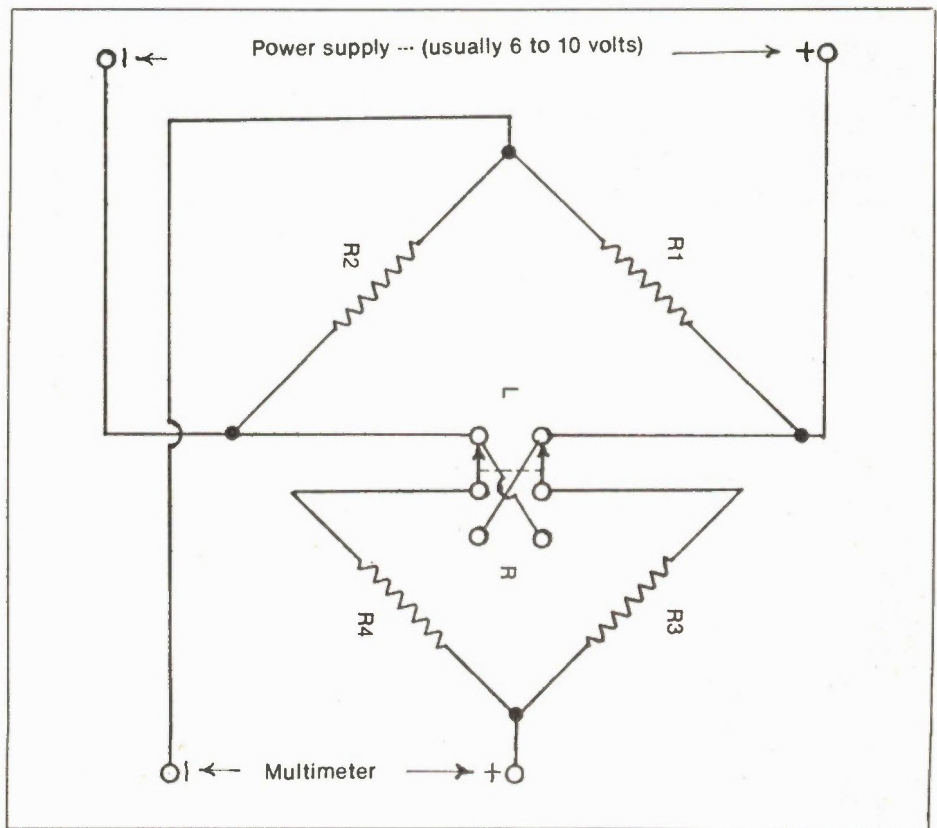


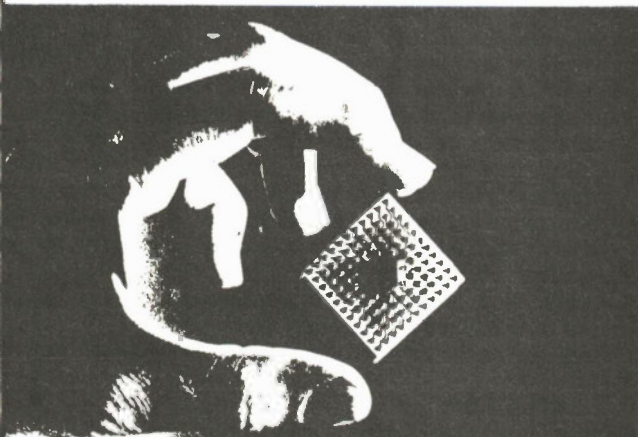



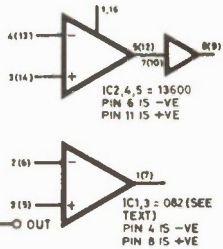
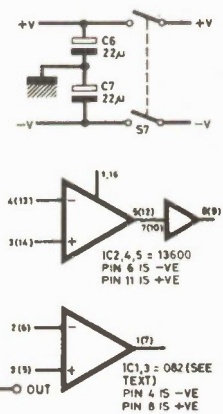
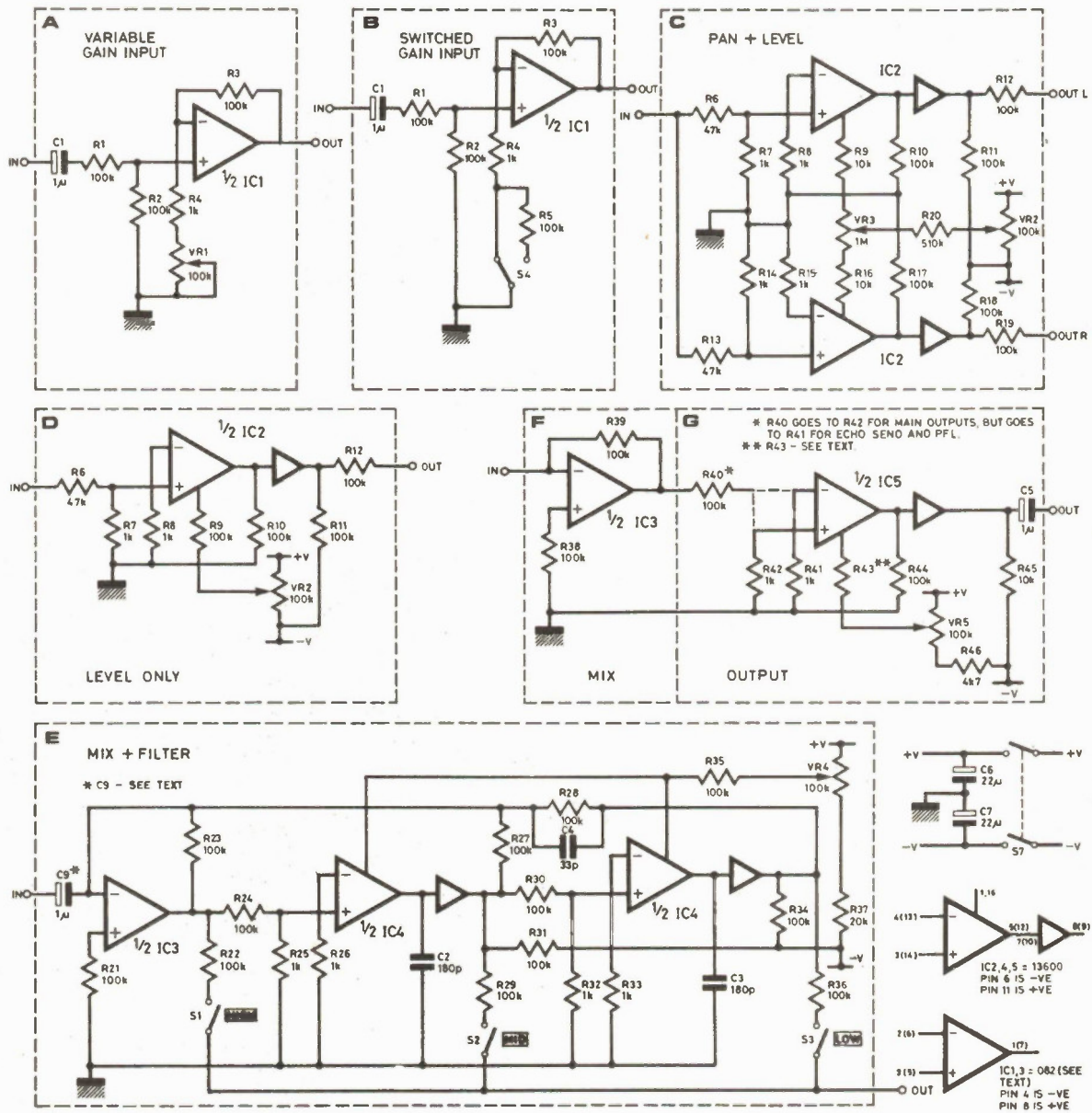
Fig. 9 A Wheatstone bridge calibrator.

Circuit

Special Special



A fall harvest of circuits that will keep you busy during the autumn evenings - schematics of all types waiting to test your soldering skills.



Variable Audio Input Stages


By John Becker

TWO OPTIONS of variable gain input stages are shown in Figs. a & b. In each, the phase polarity is maintained by using the non-inverting ports, and the gain is dependent on the ratio of the feedback resistance to the resistance on the inverting input ports. In Fig. a this is constantly

variable by VR1, whereas in Fig. b the gain is switch selected between high and low. In both, the gain spread is about X1 to X50.

The circuit in Fig. b is more suited to conditions where gain change versatility is less important. The IC used is a normal BIFET dual op-amp, and may be any of the TL062, TL072, TL082 series. The 082 is the standard version, 072 is low noise, and the 062 is a low power consumption version.

Continued on page 32



Perpendicular Magnetic Recording

Recent work on cobalt-chromium films has reawakened interest in perpendicular recording, and sets the scene for the development of a new technology that promises significantly improved information densities.

By P. Saunders

PERPENDICULAR MAGNETIC recording is a relatively new technological procedure. As the name suggests, the direction of magnetization is predominately perpendicular to the plane of the tape or disk, and this innovation promises information densities significantly higher than those now used. New recording media and heads are being developed, and already impressive results can be demonstrated. However, just as in conventional magnetic recording, the head design and the proximity of the head to the recording surface remain factors of critical importance to high-density information storage.

The goal of any research and development in magnetic recording is, of course, to increase the information density stored on the surface of tapes and disks. An increased density can then be used by the video system designer to achieve various objectives including higher image resolution, a more compact physical format or the implementation of digital technology.

Information density in magnetic recording is related to the number of magnetic flux reversals, or transitions, per unit area of the tape or disk and also to the detected signal-to-noise ratio. We are concerned here only with the enhanced transition density and signal strength; minimizing noise is an additional matter which involves control of magnetic domain size and surface irregularities.

With conventional magnetic recording technology, magnetization directions lie predominately in the plane of the medium, whether tape or disk. Dramatic improvement in information density has come about largely through improved head design and the use of media with higher coercivities and smoother surfaces.

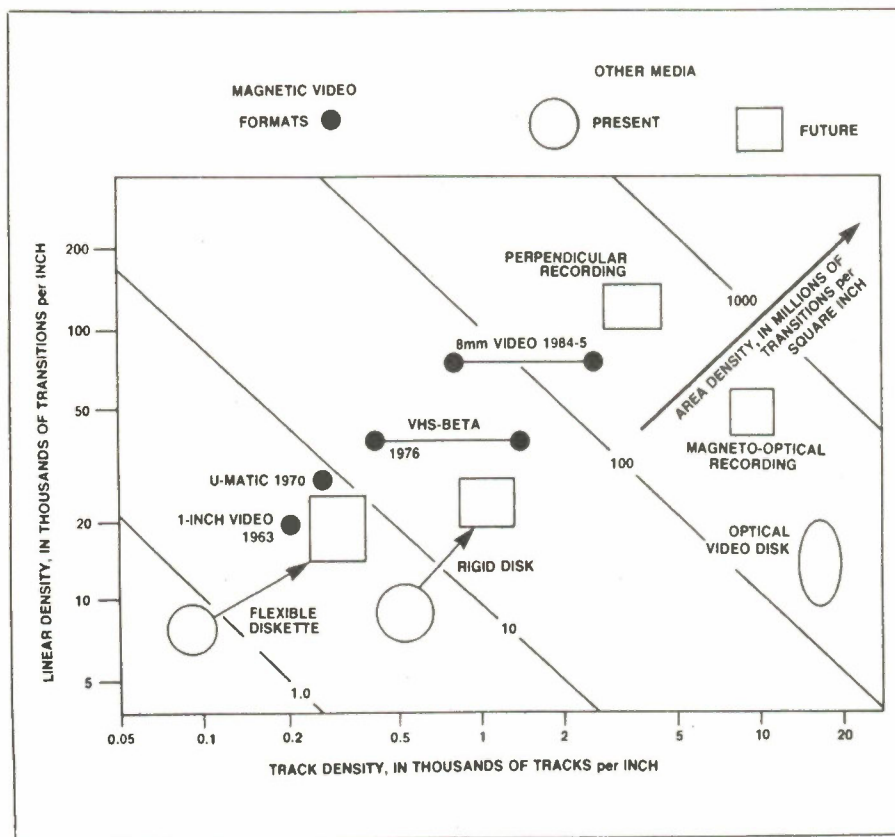


Fig. 1 Density of information on the surface of various recording media. Area density is the product of linear density and track density. A "transition" is either a magnetic reversal or the corresponding change in optical media.

Since the coercivity of a magnetic material is the field needed to reverse the direction of its magnetization, it is closely related to the stability of a high-density recording pattern. Surface smoothness determines how closely the recording or playback head can approach the magnetic surface. The 30 year achievement of increasing surface information density in various recording systems and volume storage density in video media is illustrated in Figs. 1 and 2.

Advantages

An area of potential improvement in magnetic recording media is the magnetization intensity of materials. Most of the presently used media are of particulate construction, that is, they employ small discrete magnetic particles dispersed in a tough, flexible binder. The presence of the organic binder dilutes the magnetization of the recording material, reducing the available signal strength. Advanced media, now being developed, use continuous thin films of magnetic metal alloys to achieve higher magnetization intensity and also exceptionally smooth surfaces.

Hand-in-hand with the increased attention to continuous films has come a strong interest in perpendicular recording (also called vertical recording) as a possible route to acceptable signal strength at higher densities than can be achieved by the longitudinal, or in-plane, method. Some thin metallic films, especially cobalt-chromium alloys, have ideal magnetic properties for perpendicular recording; moreover, the vertical mode is highly suitable for productively using the high magnetization intensities afforded by the metallic films.

There are significant differences between the two modes of recording. In longitudinally recorded media small magnetized regions are positioned with their like poles in close proximity and repelling each other; in perpendicular recording, the magnetized regions are arrayed with unlike poles together, an intuitively more stable situation — and one that provides motivation for moving towards the perpendicular mode.

Comparison can also be made from the point of view of the so-called 'demagnetization' field, a self-generated internal field by which every magnet opposes its own magnetization. This field depends upon the magnet's shape, becoming stronger if the magnet is made shorter along its direction of polarization (see Fig. 5). The demagnetization field is proportional to the material's magnetization intensity, and so will become increasingly important if recording technology moves away from particulates and towards metallic films.

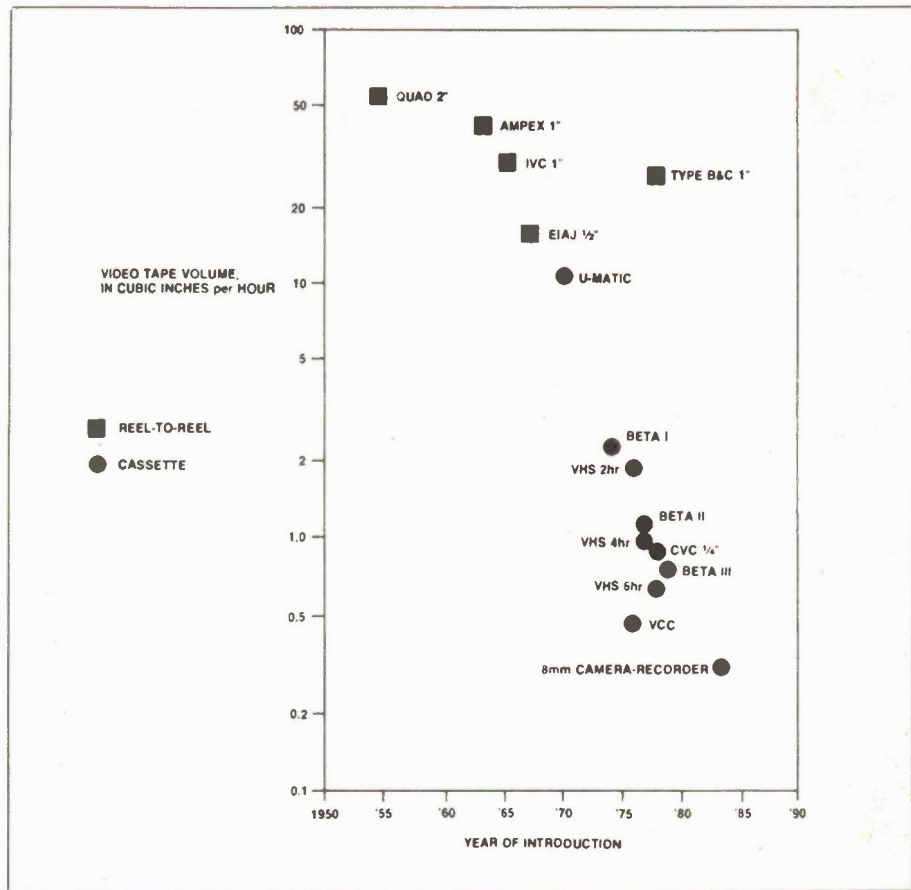


Fig. 2 Volume storage density of video media, expressed in terms of tape volume per hour of playback plotted against year of introduction.

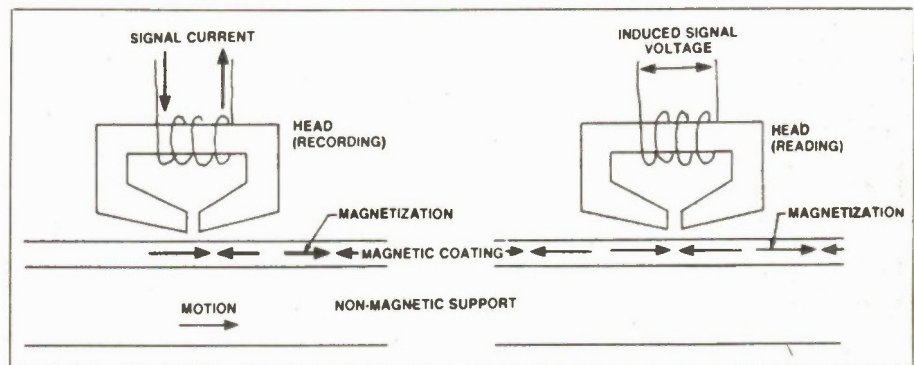


Fig. 3 Schematic diagram of conventional, longitudinal magnetic recording.

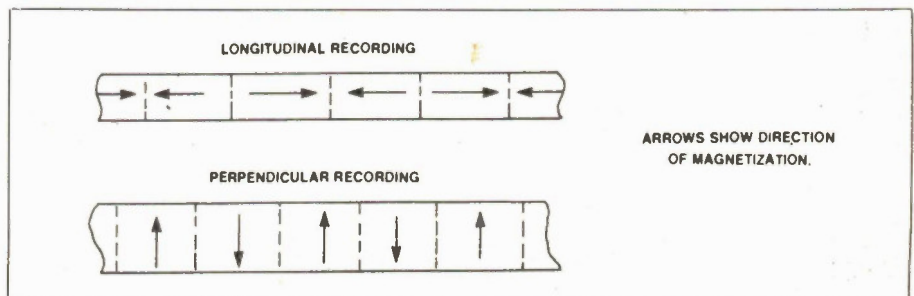


Fig. 4 The geometries of longitudinal and perpendicular magnetic recording. For simplicity, only the magnetic coating is shown, without its support material.

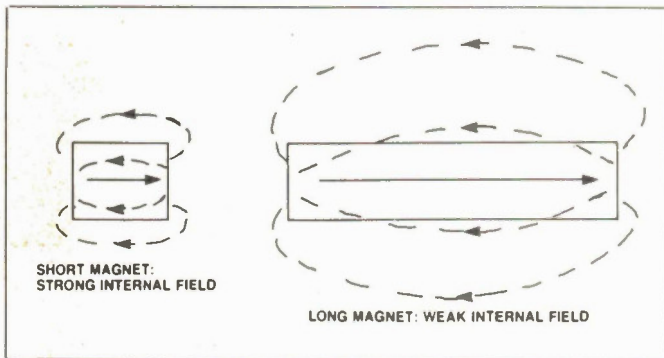


Fig. 5a The concept of the internal demagnetization field and its dependence on magnet shape.

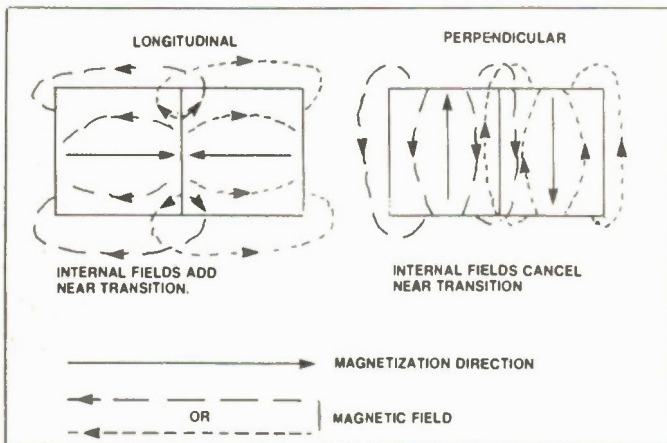


Fig. 5b The demagnetization fields in high-density longitudinal and perpendicular recording. Two adjacent, oppositely magnetized regions are shown for each method.

In longitudinal recording, the self-demagnetization effect in each magnetized region is not only compounded by the fields of the nearest neighbours, but becomes more intense as the recording density increases and the regions between transitions become shorter. Reduction of the magnetic coating or film thickness decreases demagnetization effects, but also tends to weaken the signal. In perpendicular recording, however, the self-demagnetization effect in one magnetized region is opposed by the fields of its nearest neighbours and actually becomes weaker if the distance between transitions is made smaller compared to the coating thickness. Increasing the coating thickness thus tends to decrease demagnetization as well as to enhance signal strength.

Since the demagnetization phenomenon weakens with increased transition density in the perpendicular recording mode, one might expect that conversely it could become highly unfavourable at relatively low densities, where the distance between the transitions becomes large compared to the magnetic film thickness. This is true, but only at positions far from the transitions. The transitions themselves remain sharp and

distinct and thus useful in systems of interest for video recording, where the information is contained in the timing or frequency of transitions. Thus a large, useful bandwidth is available. If using a direct analogue format to record a low-frequency signal such as the audio track that accompanies video, a pulse-width modulation scheme can be used, which is comparable to AC-bias in conventional recording.

Developments

Perpendicular recording was first proposed and discussed decades ago but the recent intense development began with the work of Iwasaki and co-workers on cobalt-chromium films. This group also pioneered the use of a high permeability metal film beneath the Co-Cr layer; the composite structure provides magnetic flux linkage, which reduces demagnetization and enhances the effectiveness of the special head used. Numerous other laboratories have since become active in developing Co-Cr media, both with and without the underlayer, and a variety of head designs have been used.

Fig. 6 shows the double-sided head and the dual-layer medium developed by

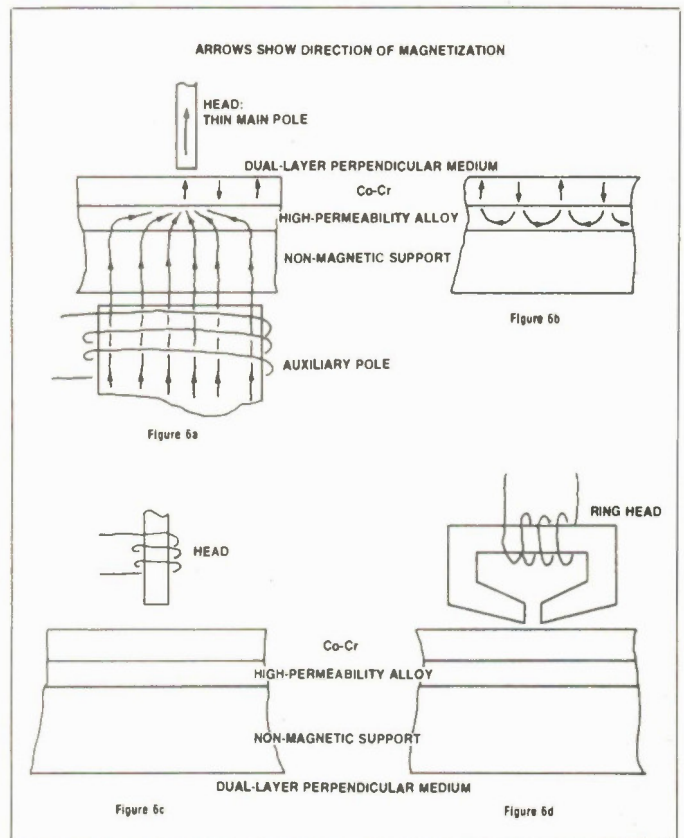


Fig. 6a Perpendicular recording head and dual-layer medium in the recording process.

Fig. 6b Dual-layer medium in the recorded state.

Fig. 6c Single-pole head used with dual-layer perpendicular medium.

Fig. 6d Conventional ring head with dual-layer perpendicular medium.

Iwasaki and co-workers (Figs. 6a and 6b), and a simpler perpendicular head (Fig. 6c), less efficient than the Iwasaki configuration, but which requires access from only one side of the tape or disk. A conventional ring head (Fig. 6d) can also be used with a perpendicular medium. This combination has been found effective in both theoretical modelling and experiment, and has been incorporated into a practical flexible-disk system.

Although the ring head is a very sensitive device for reading signals, questions have been raised concerning its effectiveness in recording truly perpendicular magnetization patterns. The use of two separate heads, a single perpendicular pole for recording and a ring head for reading, has been found advantageous. This combines the perpendicular recording abilities of the single pole with the reading sensitivity of the ring, and the arrangement gives a high output amplitude requiring access from only one side of the recording medium.

If one head is to be used for both recording and reading, then the ring head has a number of advantages. It apparently offers adequate recording performance, and when made with a very small gap has

Train for the Fastest Growing Job Skill in North America

Only NRI teaches you to service and repair all computers as you build your own 16-bit IBM-compatible micro

Now that computers are firmly established in offices—and in homes, too—the demand for trained computer service technicians surges forward. The Department of Labor estimates that computer service jobs will actually *double* in the next ten years—a faster growth rate than any other occupation.


Total systems training

No computer stands alone... it's part of a total system. And if you want to learn to service and repair computers, you have to understand computer *systems*. Only NRI includes a powerful computer system as part of your training, centered around the IBM-compatible Sanyo 550 Series computer.

As part of your training, you'll build this highly rated, 16-bit IBM-compatible computer system, assemble Sanyo's "intelligent" keyboard, install the power supply and disk drive, interface the high-resolution monitor and dot matrix printer, even expand the memory from 128K to 256K RAM. It's confidence-building, real-world experience that includes training in programming, circuit design, and peripheral maintenance.

No experience necessary—NRI builds it in

Even if you've never had any previous training in electronics, you can succeed with NRI training. You'll start with the basics, then rapidly build on them to master such concepts as digital logic, microprocessor design, and computer memory. You'll build and test advanced electronic circuits using the exclusive NRI Discovery Lab®, professional digital multimeter, and logic probe. Like your computer system, they're all yours to keep as part of your training. You even get over \$1,000 worth of software, including the popular WordStar and CalcStar.



Your NRI total systems training includes all of this • NRI Discovery Lab® to design and modify circuits • Four-function digital multimeter with audio cassette training • Digital logic probe for visual examination of computer circuits • Sanyo 550 Series computer with "intelligent" keyboard and 360K double-density, double-sided disk drive • High-resolution monochrome monitor • RAM expansion module to give you powerful 256K memory • 120 CPS dot matrix printer with near-letter-quality mode • EasyWriter I, WordStar, CalcStar bundled software • Reference manuals, schematics, and bite-sized lessons.

Send for 100-page free catalog

Send the post-paid reply card today for NRI's 100-page full color catalog, with all the facts about computer training. Read detailed descriptions of each lesson, each experiment you perform. See each piece of hands-on equipment you'll work with and keep. And check out NRI training in other high-tech fields such as Robotics, Data Communications, TV/Audio/Video Servicing, and more.

Mail the postage-paid card today, and see how NRI can prepare you for advancement, a new career—even a business of your own in the exciting world of electronics. If the card is missing, write to NRI at the address on the right.



NRI is the only home study school that trains you as you assemble a top-brand microcomputer. After building your own logic probe, you'll assemble the "intelligent" keyboard...

... then install the computer power supply, checking all the circuits and connections with NRI's Digital Multimeter. From there, you'll move on to install the disk drive and monitor.

NRI

McGraw-Hill Continuing Education Center
330 Progress Avenue
Scarborough, Ontario M1P 2Z5
or telephone 416-293-8787

We'll Give You Tomorrow

IBM is a Registered Trademark of International Business Machine Corporation.



good reading sensitivity up to very high densities. The technology of ring head design and manufacture is well established.

Current materials research for perpendicular recording involves the use of continuous thin films other than Co-Cr as well as barium ferrite particles. The latter are dispersed in a binder and coated on a flexible backing as in conventional videotapes. They thus may have some economic advantages over continuous metal films, which are made by plating, sputtering, or vapour deposition. Efforts are also being made to produce recording tapes that have needle-shaped magnetic particles similar to those used in conventional audio and video tapes, oriented perpendicular to the surface.

Current Directions

Proponents of perpendicular recording on Co-Cr claim that it not only has a relative freedom from demagnetization effects, but also a magnetic microstructure that lends itself to sharp, well-defined magnetic transitions. Some longitudinally magnetized metal films, in contrast, have been observed to form jagged, 'sawtooth' transitions between regions of opposite magnetizations (see Fig. 7); this characteristic, if applicable to longitudinal media generally would tend to limit transition sharpness and thus the achievable recording density.

Despite the importance of demagnetization phenomena and magnetic microstructure, a major limitation on magnetic recording density is the inherent resolu-

tion with which the head can record or read. This resolution necessarily deteriorates with increased spacing between the head and the medium, but it is also affected by the head design. Head-to-medium spacing, which depends upon the smoothness of the recording surface, is a consideration that is common to perpendicular and longitudinal recording and may well prove to be the ultimate limiting factor in both.

But while all methods of magnetic recording operate under limitations imposed by head-to-surface spacing, they need not be equally sensitive to this aspect. There is some evidence that the use of a ring head with a perpendicular medium is subject to a stronger dependence upon spacing than that encountered

DOES YOUR DIGITAL CAPACITANCE METER DO THIS?

FULL 4 DIGIT 0.5 INCH LCD DISPLAY COMPLETELY AUTORANGING WITH 10 RANGE MANUAL CAPABILITY

AND THIS

RANGE OF 0.0 pF to 1 FARAD (999.9 mF)
0.5% BASIC ACCURACY UP TO 100 uF

AND THIS

READS DIELECTRIC ABSORPTION

AND THIS

EXTENDED PSEUDO 5 DIGIT
RESOLUTION ON SOME RANGES ONLY

AND THIS


ABILITY TO ZERO LARGE CAPACITANCE
VALUES UP TO 99.99 uF

AND THIS

CALCULATES TRUE CAPACITANCE
IF CAPACITOR IS LEAKY

AND THIS

DIODE CLAMP AND FUSED
PROTECTED INPUT.
DISCHARGE RESISTOR IN OFF
POSITION AT TERMINAL INPUTS.
POWERED BY 9V BATTERY



AND THIS

IDENTIFIES TRANSISTORS (NPN, PNP)
AND THEIR LEADS (E, B, C, ETC.)

AND THIS

TESTS ZENER DIODES AND RECTIFIERS.
UP TO 20V ZENER WITH AC ADAPTOR,
ZENER VOLTAGE WITH 9V BATTERY
DEPENDS ON ITS CONDITION

AND THIS

AUTOMATICALLY CALCULATES LENGTHS
OF CABLES IN FEET, METRES, MILES,
KILOMETRES (THEORETICAL RANGE
OF 9,999 MILES)

AND THIS

ABILITY TO SORT CAPACITORS IN
MANY DIFFERENT MODES

AND THIS

ABILITY TO READ LEAKY CAPACITANCE
(INSULATION RESISTANCE OR CURRENT)

AND THIS

CALCULATES TIME CONSTANTS WITH
USER DEFINED RESISTANCE VALUES

AND THIS

HOLD FUNCTION FREEZES DISPLAY

1 ^{MI} YEAR PARTS &
th_a 90 DAY WARRANTY

FOR ONLY THIS

\$169.95



MADE IN CANADA

MODEL
MC300

Approx. Size
7" x 4" x 1 1/4"

DAETRON

A DIVISION OF BERGERON
TECHNOLOGIES INC.

7686 KIMBEL STREET
UNIT 5
MISSISSAUGA, ONT.
L5S 1E9
(416) 676-1600

DEALER ENQUIRIES INVITED

PLEASE SEND ME

____ (QUANTITY) MC300(s) @	\$169.95	\$ _____
CARRYING CASE	\$19.95	\$ _____
AC ADAPTOR	\$11.00	\$ _____
ONTARIO RESIDENTS ADD 7% PST		\$ _____
SHIPPING AND HANDLING @ 5.00 per Instrument,		\$ _____

I ENCLOSE CHEQUE MONEY ORDER VISA MASTERCARD

CARD NO. _____

EXPIRY DATE _____ SIGNATURE _____

NAME _____

ADDRESS _____

CITY _____ PROV. _____ POSTAL CODE _____

Circle No. 10 on Reader Service Card

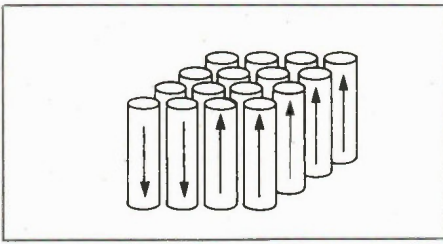


Fig. 7a Idealized diagram of magnetic domains in Co-Cr film, showing a sharp transition between upward and downward magnetization.

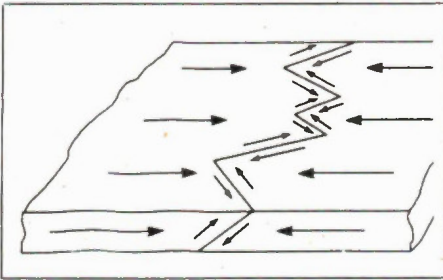


Fig. 7b Simplified drawing of 'sawtooth' magnetic transition in longitudinally oriented film. Arrows show direction of magnetization.

with other head-medium combinations. The extra sensitivity to spacing appears to be involved in the recording, as opposed to reading, process. These findings do not imply that the ring head is undesirable for perpendicular recording, but they do emphasize the importance of the spacing phenomena and the need for further research in head design.

Research and development work on Co-Cr films, as well as other advanced recording materials, was begun at 3M some years ago. Fig. 8a shows a plot of output amplitude vs. transition density for a Co-Cr coated flexible disk. It was recorded and read with a conventional ferrite ring head of the type used in VHS video cassette recorders. Performance is clearly superior to that of a disk coated with typical particulate material designed for VHS cassette tape, with respect to both the maximum output and the rate at which the output falls off with increasing density. Fig. 8b shows results for the same media with an advanced video head of very small gap but still of conventional ring construction.

So what of the future? The competition between the various modes of recording is to some extent a competition between the practical characteristics of the materials that make them possible. These characteristics include wear properties, chemical stability, and the economics of manufacturing. Also important are freedom from information 'drop-outs', due to defects, and noise properties, which depend upon surface smoothness and magnetization

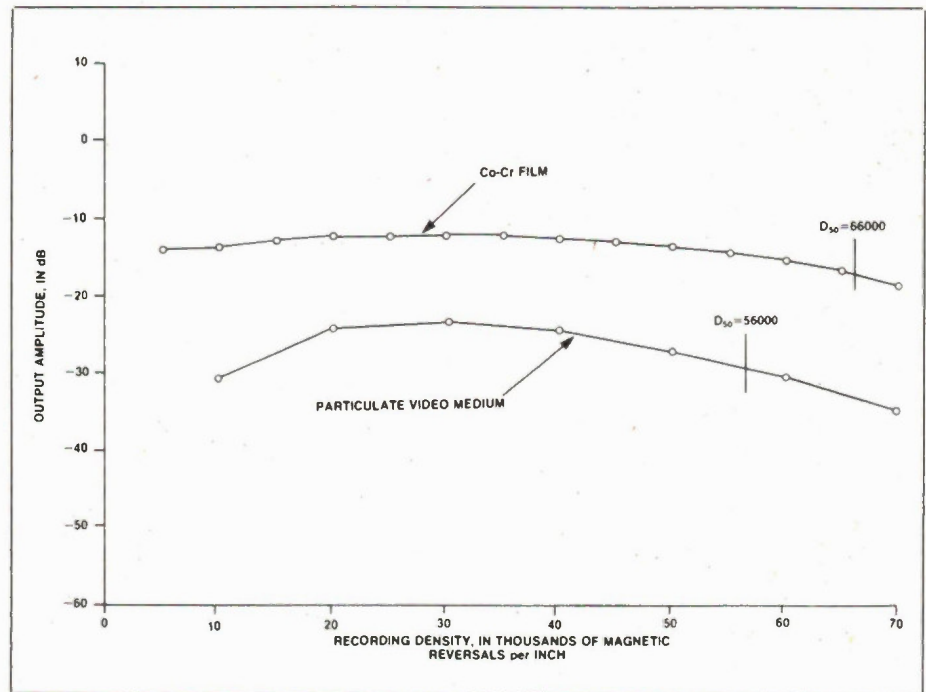


Fig. 8a Plot of output amplitude vs. linear transition density for a dual-layer Co-Cr sputtered flexible disk recorded with conventional ferrite ring head with large (18 micro-inch) gap.

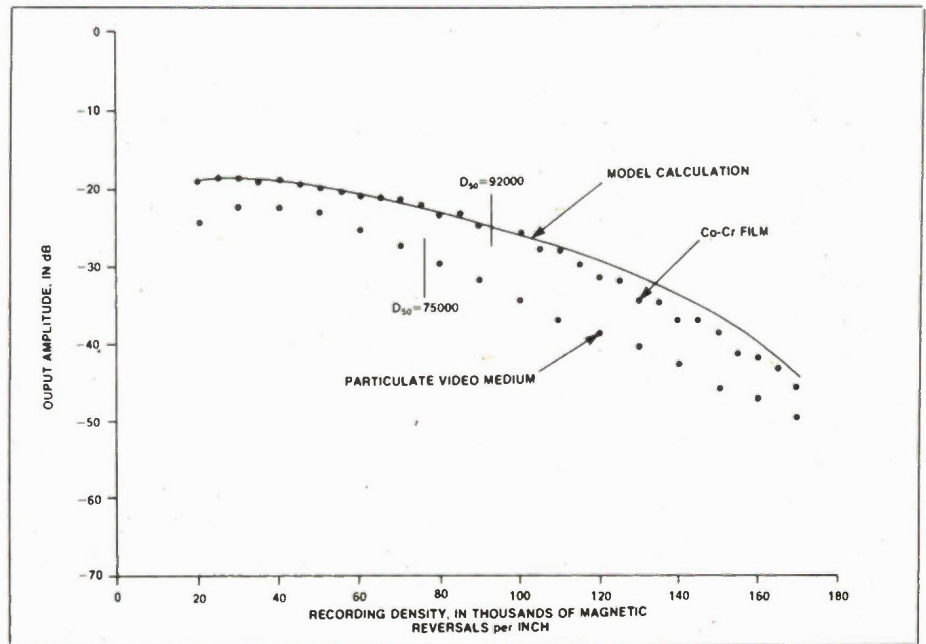


Fig. 8b Plot of output amplitude vs. recording density for the same medium as in Fig. 8a, with an advanced video head with a small (10.5 micro-inch) gap.

structure. Almost certainly, no one material will be found best for all applications.

The advanced materials designed for perpendicular magnetization have achieved impressive recording densities in the laboratory and are now moving into prac-

tical applications. The first will apparently be in the area of disks for digital data. However, only further development and extensive testing in the field will be able to determine the ultimate impact of materials such as Co-Cr upon video recording. ■

"The winner on price!"



Philips' PM 3206 - your economic solution for day-to-day measuring problems.

"Philips' PM 3206 is a winner every time - and certainly when it comes to price/performance comparisons.

This top-value 'scope gives you full professional features, many of which are normally associated with much higher-priced instruments.

Features like a full 80 cm² rectangular screen, with internal graticule and a high-intensity spot. A 5 mV sensitivity across the

full bandwidth of 15 MHz. Equal sensitivities on both X and Y channels for identical input loadings. And external Z-modulation for display of a third parameter like time. Plus full triggering facilities, including auto-triggering, TV triggering and A/B channel or external-source trigger selection.

So check all the professional features that PM 3206 gives you, and compare them with any other 'scope in the same price

class. You'll see at a glance that PM 3206 gives you more performance, more functions and more value!

For full information about PM 3206, contact your local Philips organisation or: Philips Electronics Ltd. S & I Division · Test & Measure Group 601 Milner Avenue Scarborough, Ontario M1B 1MB Tel. (416) 292-5161



Test & Measurement

Circle No. 11 on Reader Service Card

PHILIPS

ALL SALES SUBJECT TO THE TERMS OF OUR 90 DAY LIMITED WARRANTY. FREE COPY UPON REQUEST

THE NEW 65 9028 VT ANSI VIDEO TERMINAL BOARD!


★ FROM LINGER ENTERPRISES ★

A second generation, low cost, high performance, mini sized, single board for making your own RS232 Video Terminal. Use as a computer console or with a MODEM for hook up to any of the telephone-line computer services.

FEATURES:

- ★ Uses the new SMC 9028 Video Controller Chip coupled with a 6502A CPU.
- ★ RS-232 at 16 Baud Rates from 50 to 19,200
- ★ On board printer port!
- ★ 24 X 80 format (50/60 Hz).
- ★ For 15,750 Hz (Horiz.) monitors.
- ★ 3 Terminal Modes: H-19, ADM3A, and ANSI X 3.64-1979
- ★ Wide and thin-line graphics.
- ★ White characters on black background or reversed.
- ★ Character Attributes: De-Inten, Inverse, Underline and Blank.
- ★ Low Power: 5VDC @ .7A, ± 12VDC @ 20MA.
- ★ Mini size: 6.5 X 5 inches.
- ★ Composite or split video.
- ★ 5 X 8 Dot Matrix characters (U/L case) with descenders.
- ★ Answer back capability.
- ★ Battery backed up status memory.
- ★ For ASCII parallel keyboard.

MICRO SIZE!



\$99⁹⁵
(Full Kit)

ADD \$40 FOR A&T

OPTIONAL EPROM FOR
PC/XT STYLE SERIAL
KEYBOARD: \$15

SOURCE DISKETTE:
PC/XT FORMAT
5 1/4 IN. \$15

Digital Research Computers

(OF TEXAS)

P.O. BOX 381450 • DUNCANVILLE TX 75138 • (214) 225-2309

Call or write for a free catalog on Z-80 or 6809 Single Board Computers, SS-50 Boards, and other S-100 products.

TERMS: Add \$3.00 postage. We pay balance. Orders under \$15 add 75¢ handling. No C.O.D. We accept Visa and MasterCard. Texas Res. add 5-1/8% Tax. Foreign orders (except Canada) add 20% P & H. Orders over \$50 add 85¢ for insurance.

Circle No. 12 on Reader Service Card

ECS-8088 Computer

Special

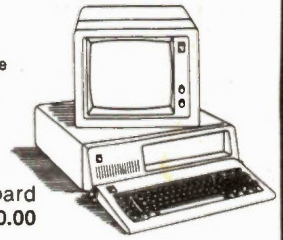
\$795.00

- 8088 processor
- optional Intel 8087
- numeric coprocessor
- 256K memory
- expandable to 640K
- double sided double density disk drive
- detachable keyboard
- 150 watt power supply
- support PC software
- One Year warranty
- 8 slot Mother board

Optional:


TURBO

8MHz motherboard
\$70.00



TTL Flat Screen Monitor

\$199.00



Mouse —
\$99.00



AT* Compatible

- 512K memory **\$1995.00**
- 1 1.2M drive
- Colour card
- Keyboard
- 200 watt power supply

*IBM is a registered trademark of International Business Machines.

XT/PC MAIN PERIPHERAL

Enhance Graphic Card	\$595.00
Mother Board 8 Slot	\$249.00
Color Graphic Card	\$90.00
Multifunction Card	\$119.00
Monochrome Card	\$90.00
Monochrome Graphic	\$129.00
Game Port	\$30.00
RS232 Card	\$59.00
Parallel Interface	\$59.00
Disc Controller Card	\$89.00
Case	\$59.00
Keyboard (Cherry)	\$99.00
Power Supply 130 Watts	\$139.00
Printer Cable	\$25.00
RS232 Cable	\$25.00
Disk Drive Cable	\$15.00
Moving Message Board	\$495.00
TTL and CMOF test Card	\$99.00
150 Watt Power Supply	\$149.00
Modem 1200 B	\$299.00
Network Card	\$595.00

ELECTRONIC CONTROL SYSTEMS

ECS

1590 Matheson Boulevard, Suite 1 & 2 Mississauga, Ontario L4W 1J1
(416) 625-8036 Hours — Mon. to Fri. 10-6. Sat. 10-2

Circle No. 13 on Reader Service Card

When Accuracy Counts... You Can Count On Us... Since 1977

THE BRUNELLE
Commander
SERIES

Model 2200 - Digital Capacitance Meter




\$99.95
FST Included

The Digital Capacitance Meter you've been waiting for... at the price you've been hoping for!

Featuring

- Reading Rate: 0.5 seconds
- Overrange Indication: indication of "1"
- Test Voltage: 3.2 volts peak maximum "+" input terminal voltage is always higher than "-" input terminal
- Power Requirement: 9V battery
- Battery Life: Up to 200 hours typical with Alkaline. Up to 100 hours typical with Zinc-carbon.
- Accessories Supplied: Test Lead (1) spare fuse (1), instruction manual (1) 9V Battery (Zinc-carbon).

Model 4060 - Digital Multimeter



\$89.95
FST Included

The Multimeter you've been waiting for... at the price you've been hoping for.

Featuring:

- Handheld 7-function, 35 ranges with 200 uA, AC and DC, Hi-low ohms diode check.
- Built-in transistor test function.
- Overload protection, 2 amp fuse protects all meter ranges.
- Safety designed input jacks and test leads, tilt stand for bench use. Easy external battery access.
- Calibration certificate traceable to NRC supplied with meter.
- 1 year parts/labour guarantee.

• Quality + Price + Service = **BRUNELLE**



Brunelle Instruments Inc.
73-6th Range South
Saint Elie D'orford, Quebec, J0B 2S0
Tel: 1-819-569-1408 Telex: 05-836266

Mail Order: Certified Cheque, Money Order, COD's FOB
St-Elie, Quebec Residents add 9% P.S.T.

OR

CALL COLLECT: 1-819-569-1408

Circle No. 14 on Reader Service Card

ALL THE BEST PRICES

PRINTERS

ZENITH, COMPAQ, CORONA. CALL

IBM 256K 2DD	\$2,250.00
IBM AT 1.2DD	\$5,390.00
IBM AT Enhanced	\$6,399.00
ITT 256K 2DD	\$1,979.00
Sanyo 885 256K 1DD	\$1,599.00
Sanyo 885 256K 2DD	\$1,849.00

EXPANSION CHIPS

64K (set)	\$13.00
256K Chip	\$ 5.00

AST RESEARCH

Six Pak Plus.....from	\$374.00
Mega Plus.....from	\$449.00
I/O Plus.....from	\$244.00
Reach 1200 Baud Modem	\$680.00

HERCULES

Graphics Card	\$584.00
Color Card	\$284.00

QUADRAM

Quadlink 64K	\$615.00
Quadboard II.....as low as	\$290.00
Quad 512 Plus.....as low as	\$369.00
Quadcolor II	\$549.00
Silverboard as low as	\$399.00
Goldboard as low as	\$875.00
Chronograph	\$135.00
Parallel Interface Board	\$105.00

PARADISE

Multi-Display Card	\$325.00
Modular Graphics Card	\$399.00
5 PAK	\$199.00

EVEREX

Graphics Edge	\$449.00
The Edge (monocolour)	\$410.00

DISK DRIVE (IBM)

Tandon (full & 1/2 height)	\$129.00
IBM AT 360K B	\$199.00
IBM full height	\$159.00

ASHTON-TATE

Framework II	\$639.00
dBASE III	\$560.00
Friday	\$310.00

PSF

PSF File	\$129.00
PSF: Write	\$129.00
PSF: Report	\$129.00

LOTUS

Symphony (new version)	\$649.00
Lotus 123 (new version)	\$439.00

MICROIM

R:Base 4000	\$419.00
R:Base 5000	\$499.00

MICROPRO

Wordstar 2000	\$410.00
Wordstar Professional	\$450.00
Pro PAK Plus	\$455.00

MICROSOFT

Multiplan	\$199.00
Mouse with paint	\$245.00

MICROSTUFF

Crosstalk XVI	\$155.00
---------------	----------

MOUSE SYSTEMS

PC Mouse W/Paint	\$245.00
A + Mouse I/C	\$ 99.00

MULTIMATE INT.

Multimate	\$399.00
-----------	----------

SPI

Open Access	\$549.00
-------------	----------

ATARI



1050 Drive	\$209.00
800 XL	\$129.00
130 XE	\$249.00
520 ST, DD, Monitor	\$850.00
520ST, DD Colour Monitor	\$1,149.00
7097 Atari Logo (Included)	\$ 95.00
4018 Pilot (Home)	\$ 85.00
8036 Atari Writer	\$ 39.00
5049 Visicalc	\$ 49.00
488 Communicator II	\$185.00

Call for other Accessories.

C. ITOH

F10-55 Pinwriter T.E	\$1,979.00
----------------------	------------

DAISYWRITER

2000	\$1,285.00
Tractor	\$339.00

EPSON

CR 220	\$149.00
Homewriters	\$349.00
LX 80	\$358.00
RX 80	\$349.00
FX85	\$569.00
FX 185	\$849.00
LQ 1500	\$1,499.00
JX 80 (Colour)	\$555.00

JUKI

6000	\$329.00
6100	\$629.00
6200	\$939.00
6300	\$1,199.00

OKI DATA

OKIMATE 10	\$219.00
OKIMATE 20	\$237.00
82, 83, 84, 92, 2350, 2410	CALL

ANCHOR

Volksmodem	\$ 89.00
300/1200 Volksmodem	\$319.00
Signalman Express	\$399.00

HAYES

Smartmodem 300	\$235.00
Smartmodem 1200	\$599.00
Smartmodem 1200B	\$599.00
Smartmodem 2400	\$985.00
Micromodem Iie	\$239.00
Smart Com II	\$149.00
Chronograph	\$320.00
Transet	\$485.00

OLYMPIA

Compact R0	\$539.00
Needlepoint OLAND	\$529.00

PANASONIC

KXP 1091	\$429.00
KXP 1092	\$598.00

SMITH CORONA

L-1000	\$329.00
Tractor feed	\$179.00

STAR

SG10C-Commodore	\$389.00
SG10	\$369.00
SG15	\$659.00
SD10	\$599.00
SD15	\$799.00
SR10	\$849.00
SR15	\$995.00

SILVER REED

500 Letter Quality	\$465.00
550 Letter Quality	\$750.00
770 Letter Quality	\$1,315.00

TOSHIBA

1340	\$799.00
341	\$1,575.00
351 (new) 300 CPS	\$1,799.00

MODEMS

NOVATION

J-Cat	\$149.00
Smart Cat 103/212	\$485.00
Apple Cat II	\$345.00
Smart Cat 1200B	\$435.00

ZENITH

ZT-1	\$579.00
ZT-10	\$595.00
ZT-11	\$615.00

HARD DISK DRIVES

10MB Seagate 1/2 height	\$599.00
20MB Seagate 1/2 height	\$679.00
20MB Seagate AT	\$1,379.00
20MB Rodime AT	\$1,165.00
30MB AT drive	\$1,675.00



Commodore 64	\$195.00
C1541 Disk Drive	\$285.00
C1530 Data Set	\$ 69.00
C1520 Color Printer/Plotters	\$199.00
C1702 Color Monitor	\$289.00
C1660.....300 Baud Modem	\$ 99.00
MCS801 Color Printer	\$749.00
DPS1101 Daisy Printer	\$449.00
Magic Voice Speech Module	\$ 85.00
C128	\$479.00
C1571	\$419.00
C1902	\$479.00

MSD DISK DRIVES

MSD1...Single Disc Drive	\$375.00
MSD2...Double Disc Drive	\$845.00

ATARI DRIVES

Indus GT	\$339.00
----------	----------

APPLE

APPLE IIe/IIc/Mac CALL

APPLE/FRANKLIN DISK DRIVES MICRO SCI

A2	\$295.00
A.5C 1/2 height IIC	\$315.00
A.5E 1/2 height IIE	\$299.00

BATTERIES INCLUDED

Paper Clip w/Spell Pack	\$ 99.99
The Consultant DBMS	\$ 75.00
Bus Card II	\$155.00
80 Col Display	\$ 99.00

HEWLETT PACKARD

11C	\$110.00
12C	\$159.00
15C	\$159.00
16C	\$159.00
41CV	\$299.00
41CX	\$359.00

MONITORS

AMDEK

300 Green	\$199.00
300 Amber	\$219.00
310 Amber IBM	\$229.00

NEC

1216 12" RGB TTL	\$449.00
------------------	----------

PRINCETON GRAPHICS

MAX-12E Amber	\$299.00
HX-12 RGB	\$799.00
SR-12 RGB	\$999.00
SR-12 PRO.GRP	\$1,129.00

ZENITH

ZVM 122 Amber	\$175.00
---------------	----------

SANYO

DM-4212	\$155.00
DMC-6600	\$539.00
CRT-80	\$659.00
CRT 30 Green	\$129.00
CRT 6660 14" Color TTL	\$519.00
CRT 1151 12" Green/Amber	\$239.00
CRT 41 12" Amber	\$285.00
CRT 50 13" Colour	\$419.00

TAXAN

TAG121...IBM Green	\$229.00
TAA122...IBM Amber	\$239.00
TAC210...RGB/Colour	\$369.00

QUADRAM

Quadchrome 8400 Color	\$825.00
Amberchrome MDL 8420	\$269.00
Quadscreen W/Card	\$2,450.00

COMPUTER MAIL ORDER

TELEX 06-218960

CANADA

TELEX 06-218960

ONTARIO/QUEBEC

1-800-268-3974

(All equipment under full warranty in Canada)

Prices subject to change without notice.

(Cancellation or return of some products subject to 10% restocking).

Dealer Inquiries Invited

Circle No. 15 on Reader Service Card

OTHER PROVINCES

1-800-268-4559

TORONTO
828-0866



To order: Send money order, certified cheque, personal cheques must clear our bank, VISA or MASTERCARD. (Include card # and expiry date & signature) Add 3% for shipping and handling. Minimum \$5.00 per order.

Ontario residents add 7% P.S.T.



Canadian Computer

Lanpar Technologies has introduced a Canadian-produced IBM-compatible computer, the Lanpar PC-1. Based on the 8088 CPU and featuring 256K of RAM expandable to 640K, a PC-1 with a single DSDD drive and keyboard costs \$1,025. Options include a monitor, MS-DOS, a second drive, memory expansion, etc. In addition, Lanpar has a nationwide service and repair organization. From Lanpar offices across Canada, or contact them at 85 Torbay Rd., Markham, Ontario L3R 1G7, (416) 494-9494, or call 800-387-9759.



Continued on page 31

A catalog of test instruments by the Wayne Kerr Company is now available. The lineup includes microprocessor-based LCR meters and component analyzers. Contact Webster Instruments Ltd., 1134 Aerowood Drive, Mississauga, Ontario L4W 1Y5, (416) 625-0600.

Advertisers' Index

All-Crystal Displays	35
Appicon Canada	63
Atlas Electronics	61
BCS Electronics Ltd.	8, 60
Brunelle Instruments Inc.	29, 62
Budgetron Inc.	6
Canadian High Technology Show	9
Cardinal Industrial Electronics Ltd.	63
Compukits	39
Computer Mail Order	30
Computer Parts Galore	56, 36, 37
Daetron	26
Digital Research Computers	29
Electronic Control Systems	29
Exceltronix	2, 3
Heath Company	62
Hobbilt	56, 59
H.W. Cowan Canada	62
Information Unlimited	31
Innovage Microsystems Inc.	13
Kaientai Electronic Merchants Ltd.	56, 59
KB Electronics	59, 63
Kitstronic International	56
Len Finkler & Co.	62
Lenbrook Electronics	63
Leasametric Canada Inc.	62
Masuko International	35
McGraw Hill	25
Meints-Shuster	40
Metermaster	58, 62
Moore Business Forms	INSERT
Omnitronix	64
Orion Electronic Supplies Inc.	57
Patron Components	40
Philips Electronics	28
Raitronic's Ltd.	40
Soltech Industries Inc.	31
Sunix Inc.	59
Toronto Computing Centre	4
Varah's Direct	7
Westown Electronics	6

For Advertising Information
Call 445-5600

**AMAZING
SCIENTIFIC and ELECTRONICS
DEVICES**

PLANS — All Parts Available in Stock.

- LCS BURNING CUTTING CO2 LASER \$20.00
- RUB3 RUBY LASER RAY PISTOL 20.00
- BTC5 1.5 MILLION VOLT TESLA COIL 15.00
- GRAI - GRAVITY GENERATOR 10.00
- MAGNETIC CANNON/PROJECTOR 10.00
- LRG3 SOLID STATE LASER RIFLE 10.00

KITS — includes Plans and Parts

- LHC2K SIMULATED RED/GRN/YEL LIGHT LASER 34.50
- BTC3K 250,000 VOLT TESLA COIL 159.50
- IOG1K ION RAY GUN 109.50
- PSP3K PHASOR SHOCK WAVE PISTOL 49.50
- STGIK - STUN/PARALYZING GUN 39.50
- INF1K INFINITY TRANSMITTER 134.50
- MFT1K 2-3 MILE RANGE FM VOICE XMTR 49.50

ASSEMBLED AND TESTED PRODUCTS

- LGU30 RED 1MW PORTABLE HENE LASER 315.00
- TCL30 SOLID STATE TESLA COIL 35KV 74.50
- IPG50 POCKET PAIN FIELD GENERATOR 64.50
- BLS10 BLASTER DEFENSE WEAPON 89.50
- ITM10 - 100KV SHOCK AND STUN GUN 99.50
- PPF10 PHASOR PAIN FIELD PORTABLE 249.50
- SNP20 SECURITY PHONE LISTNER 99.50

• CATALOG CONTAINING DESCRIPTIONS OF ABOVE PLUS HUNDREDS MORE AVAILABLE FOR \$1.00 OR INCLUDED FREE WITH ALL ABOVE ORDERS.

PLEASE INCLUDE \$3.00 PH ON ALL KITS AND PRODUCTS PLANS ARE POSTAGE PAID. SEND CHECK, MO, VISA, MC IN US FUNDS.

INFORMATION UNLIMITED
P.O. Box 715, DEPT ET, AMHERST, NH 03031

Circle No. 17 on Reader Service Card

**ET-286 Plus
HyperSpeed
SuperComputer**

As artificial intelligence and expert systems become more the rule than the exception in personal computer software, and as office automation takes on larger and larger tasks, superior machines will emerge with attributes that support faster speed, massive memory and more extensive storage. Naturally, the drive to communicate will also stimulate a variety of networking applications.

In the OEM Marketplace, just such a superior machine already exists: The ET-286 plus. The ET-286 plus pushes back the envelope in personal computer performance without sacrificing compatibility with more conservative products. The ET-286 plus is an IBM AT compatible singleboard computer from SOLTECH INDUSTRIES INC., designed for the most demanding applications in networking, office automation, CAD/CAM and high performance workstations. The ET-286 plus conforms to both the software and hardware compatibility requirements of the AT. It has the same form/fit characteristics, 6 full expansion slots, 2 PC/XT expansion slots, matching keyboard and power supply connectors plus high speed and high performance characteristics that set it apart from IBM and all the rest.

It isn't enough to be merely compatible... be the best

- 6/8/10 MHz 1 Wait State
- 6MHz 0 Wait State
- 12.5MHz Architecture
- 4 Meg On-Board Memory
- 6 Full AT Expansion Slots
- 2 PC/XT Expansion Slots
- 3 Serial Ports (Switchable)
 - RS-232
 - RS-422
- 2 Centronics Parallel Ports
- Built-In Clock/Calendar
- IBM AT Compatible BIOS

Also available: the standard for IBM PC/XT Compatibility, The ACS-1000 Super Computer.

- 1 Megabyte On-Board Memory
- Built-in Disk Controller
 - up to 4 Floppies
- 54 KB User Definable ROM
- Switchable: 4.77 or 8 MHZ
- Built-in Multifunction Board
 - Parallel Printer Port
 - 2 Serial Ports
 - Time-of-day Clock


Seize Control of Your Hardware
Destiny

If you are using board level microcomputers you can have greater power, versatility and reliability by using ET-286 plus or the ACS-1000 Singleboard Supercomputers. These products have been designed for the serious OEM.

To order or for more details call

604-888-2606 or write
Soltech Industries Inc.
9274 - 194th Street
Surrey, B.C. V3T 4W2

Circle No. 18 on Reader Service Card 31

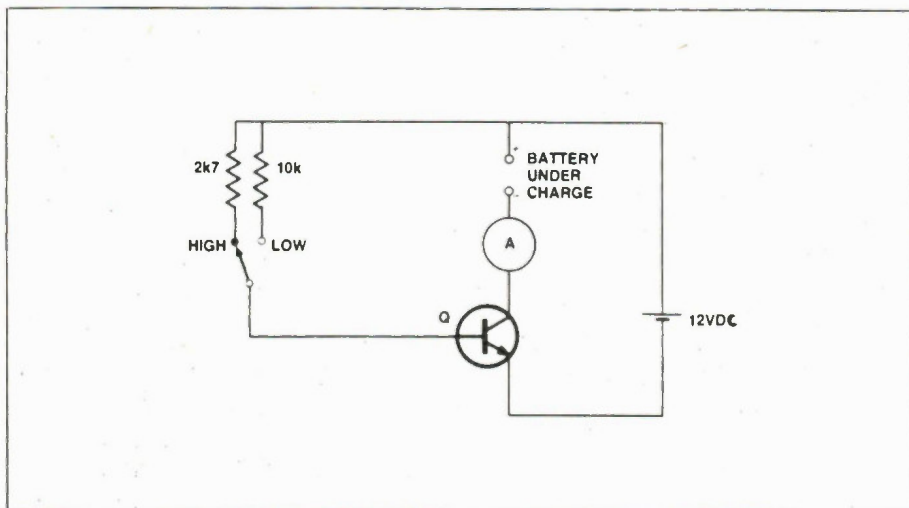


Nicad Battery Charger

By N. Jackson

The switch selects a resistor to set the base current of the transistor, and the resulting collector current will charge the battery. Charging current will be reasonably constant regardless of the number of cells in series being charged; up to 8 cells may be charged at one time.

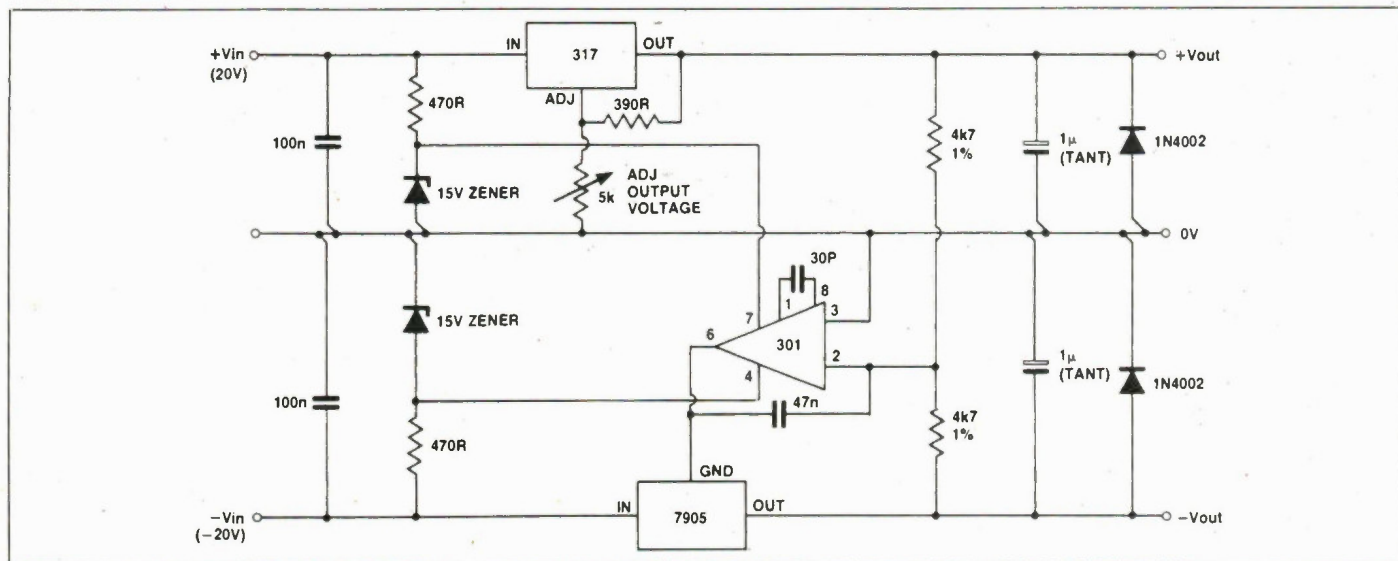
Once the circuit has been tested, the ammeter could be omitted, or a multimeter switched to an appropriate current range could be plugged in to the circuit.



The 12 volts DC could be provided by a plugpack or by a suitable 120V transformer and rectifier.

In theory, the collector current will rise as the transistor's temperature increases,

but this was not noticeable in the prototype. The transistor could be mounted on a heatsink if desired. Exact values for the resistors will depend on the transistor used and the required charging currents.



Dual Tracking Power Supply

By H. Nancinovich

THIS POWER SUPPLY is particularly suitable for powering op-amp circuits which usually require both positive and negative supply voltages.

The circuit consists of a positive regulator which gives a positive output voltage variable from 1.2V to approximately 16.6V. The negative regulator tracks the positive output voltage to give a negative output voltage of equal magnitude.

The positive regulator is made up from an LM317 IC which maintains a

constant 1.2V between its 'out' and 'adj' terminals. This voltage appears across a 390R resistor which, together with a 5k variable resistor, forms a voltage divider. The positive output voltage is equal to:

$$1.2V \times (1 + R/390) \text{ where } R \text{ is the value of the variable resistor in ohms.}$$

The negative regulator is made up from a 7905 IC and a 301 IC op-amp. The 7905 maintains a fixed -5V between its 'out' and 'gnd' terminals. Its 'gnd' terminal is connected to the output (pin 6) of the op-amp. The latter compares the voltage at the junction of two 4k7 resistors across the positive and negative output lines with that at the 0V line and produces a propor-




tional voltage at its output. By negative feedback action, the voltage at the junction of the two 4k7 resistors is maintained equal to that at the 0V line. Since these two resistors are equal, the negative output voltage is maintained equal and opposite to the positive output voltage.

The 1µF tantalum capacitors across the outputs and the 47nF capacitor between pins 2 and 6 of the op-amp ensure stability, while the 1N4002 diodes across the outputs protect the regulators against possible reversal of the output voltages. Both the positive and negative regulators feature current and thermal limiting.

**Moorshead
Publications**

SOFTWARE CATALOGUE

FALL 1986



Order Form

Title	Price	Quantity	Amount
PC-DOS/MS-DOS			
Almost Free PC Volume 1	\$19.95		
Almost Free PC Volume 2	\$19.95		
Almost Free PC Volume 3	\$19.95		
Almost Free PC Volume 4	\$19.95		
Almost Free PC Volume 5	\$19.95		
Almost Free PC Volume 6	\$24.95		
Almost Free PC Volume 7	\$19.95		
Almost Free PC Volume 8	\$19.95		
Almost Free PC Volume 9	\$19.95		
Almost Free PC Volume 10	\$19.95		
Almost Free PC Volume 11	\$19.95		
Almost Free PC Volume 12	\$19.95		
Almost Free PC Volume 14	\$19.95		
Almost Free PC Volume 15	\$19.95		
Almost Free Business Software	\$19.95		
Stockboy	\$29.95		
Macintosh			
Almost Free Macintosh Volume 1	\$24.95		
Almost Free Macintosh Volume 2	\$24.95		
Almost Free Macintosh Volume 3	\$24.95		
Almost Free Macintosh Volume 4	\$24.95		
Apple DOS			
A Teacher for the Apple	\$19.95		
Almost Free Electronics Design	\$19.95		
Apple DOS Wunderdisk	\$19.95		
CP/M			
Almost Free CP/M Volume 1	\$19.95		
Almost Free CP/M Volume 2	\$19.95		
Almost Free CP/M Volume 3	\$19.95		
The CP/M Hacker Disk	\$22.95		
MDM730 for Apple CP/M	\$19.95		
Complete set: Almost Free CP/M Volume 1, 2, & 3	\$39.95		
Special Offers			
Almost Free DX Voices	\$19.95		
Book of Computer Music	\$ 4.95		
DX Voice and Book of Computer Music	\$22.95		
Back Issue Binders	\$ 9.75		
Computing Now! Subscriptions 1 year	\$22.95		
Electronics Today Subscriptions 1 year	\$22.95		
Computers in Education 1 year	\$25.00		


	Sub-total	
	Postage & Handling \$1.00	
Name _____	7% Tax (Ontario Residents)	
Company _____	Grand Total	
Address _____		
City/Town _____ Telephone _____		
Province _____ Postal Code _____		
Payment <input type="checkbox"/> Cheque <input type="checkbox"/> Money Order <input type="checkbox"/> Credit Card		
Credit Card Number (Visa, Mastercard or American Express) _____ Expiry Date _____		
Signature _____		

About Almost Free Software:

Note: Unless otherwise stated, all software listed in this catalogue and distributed by Moorshead Publications has been obtained through public access bulletin boards and is believed to be in the public domain. A number of programs distributed on these disks are classed as "freeware" and contain requests for registration fees. Note that payment of such fees is entirely optional, but users who do register may be eligible for program enhancements and technical support.

All software distributed through this catalogue is offered free of charge. Prices listed for these disks serve only to defray the costs of the diskettes, postage and handling.

Moorshead Publications warrants that the software will be readable. If defects in the medium prevent this, we will replace your disk at no cost. While we have made every effort to assure that these programs are completely debugged, we are unable to assist you in adapting them for your applications.



Other Services From Moorshead Publications

• **Software Gift Certificates.** This Christmas, let your family and friends pick the disks they need most by giving them an Almost Free Software Gift Certificate. Call for details Today!

• **Special Publications.** Call now to get your copy of Electronics Today Project Book #3.

And don't miss our special Music Book / DX Voices disk offer (page 15)!

• **Missed our last Catalogue?** It won't happen again if you subscribe to Computing Now!, Electronics Today or Computers in Education. Call (416) 445-5600 for details.

• **When ever possible, documentation text**

files are provided to make programs easier to understand.

• **Payment must be made before shipment.**

• **Defective diskettes:** Replacement will be made upon the return of a defective diskette.

• **Please specify format for all CP/M disks.**

PC-Write An earlier, compact version of this well-known word processor - perfect for program editing. PC-Write comes extremely close to equalling the power of commercial word processors costing several hundred dollars. With full screen editing, sophisticated cursor movement, PC-Write also boasts features such as user-definable help screens and a 'printer ruler file' which can be customized to work with virtually any printer.

```

===PC-TALK III COMMAND SUMMARY===
↑PrtSc = print screen contents
^PrtSc = contin. printout (or ^PgUp)
Alt-R = Receive a file (or PgDn)
Alt-T = Transmit a file (or PgUp)
transmit: pacing '=p' binary '=b'
tran/recv: XMODEM '=x'
Alt-U = View file Alt-Y = delete
Alt-D = Dialing directory
Alt-Q = redial last number
Alt-K = set/clear Func keys (Alt-J)
Alt-= set/clear temp Alt keys
Alt-E = Echo toggle Alt-M = Message
Alt-S = Screendump Alt-C = Clearsc
Alt-P = communications Parameters
Alt-F = set program defaults
Alt-L = change Logged drive
Alt-W = set margin Width alarm
Alt-Z = elapsed time/current call
Alt-X = eXit to DOS
Ctrl-End = send sustained Break signal
    
```

SOLFE is a small BASIC program that plays baroque music. While it has little practical use, it's a lot of fun. It's also a fabulous tutorial on how to use BASICA's sound statements.

PC-TALK Telecommunications packages for the IBM PC are typically intricate, powerful and huge. This one is no exception. It has menus for everything and allows full control of all parameters. It does file transfers in both ASCII dump and MODEM7/XMODEM protocols. And, it comes with a large documentation file.

SD This sorted directory produces displays which are a lot more readable than those spewed out by typing DIR.

FORTH This is a small FORTH, written in Microsoft BASIC. A good tool for teaching the ideas and concepts of this esoteric, but useful language.

LIFE This is an implementation of the classic ecology game written in 8088 assembler code. While you may grow tired of watching the cells chewing on each other, the source code provides a good example of how to write assembler applications.

MAGDALEN This is another BASIC music program. We couldn't decide which of the two we liked better, so we wound up putting both of them on the disk.

CASHACC is a fairly sophisticated cash acquisition and limited accounting package written in BASIC. It isn't exactly BPI, but it's a lot less expensive and suitable for use in many small business applications.

DATAFILE is a simple data base manager, written in Microsoft BASIC.

UNWS WordStar has an unusual propensity for setting the high order bits on some of the characters in the files it creates. Here's a utility to strip the bits and 'unWordStar' the text. The assembler source code is also provided.

HOST2 This program includes BASIC source and documentation files to allow users with SmartModems to access their PC's remotely.

Only \$19.95



SWEEP is a disk utility which virtually replaces the DOS Copy command. It lets you COPY, REN, TYPE and DEL files quickly and easily from a simple menu.

Worldmap is a sophisticated graphics program which draws a very detailed map of the world. It can display its wares on your monitor, or send them out to a dot-matrix printer.

ANITRA plays Anitra's Dance by Edvard Grieg. A beautiful addition to your computer music collection.

RAMDISK is one of the most useful utilities you'll ever plug into your PC. Once installed, it creates a virtual drive in memory on your PC. Files can be copied to the RAM-disk and accessed in less time than real drives take to turn on their LEDs.

Alien plays a bizarre adventure game and will lead you into some of the most exotic spots in the universe. It comes with a massive data file for an adventure that you won't get tired of 'til the dragons come home for the evening.

BREAKOUT plays a PC version of the popular game. It will accept input from either a joystick or the keyboard. The graphics are good and the action is adjustable from a beginner's level right up to 'fast and nasty'.

PRTSC replaces the internal PC screen dump code with something more suited to reality. It allows one to hit the PrtSc* key and then select the print quality from a menu. It supports a number of popular printers.

UTIL is a collection system utilities which can be accessed from a single menu. Among its many talents are a sorted directory, keyboard redefinition and the facility for scrolling up and down through a text file.

POPULAR	MUSICAL	MISCELLANEOUS
A -- Downtown	E -- Cebraet	J -- Moonlight Sonata
B -- Carota de Ipanema	F -- Impossible Dream	K -- second movement
C -- Satisfaction	G -- Return Main Menu	L -- third movement
D -- Sounds of Silence	H -- Surtax, Sunset	M -- Take Five

Press SELECTION: B (Circ)



Jukebox represents yet another PC music system. This one comes with a host of songs to play and some really electric graphics.

FOS is a well designed personal finance manager which will do much to help you tame your cheque books.

ASMGEN is one of the best text disassemblers we've come across. It takes any executable COM or EXE file and produces an assembler listing. It's surprisingly good at distinguishing between code and embedded data or text.

STRUCT will appeal to the rabid programmer in everyone. It enables MASM to be used to assemble a higher level language. Included also is a test file to illustrate the syntax.



Only \$19.95

FIXWS is a simple utility which modifies WordStar files so that they can be used by programs which work with ordinary ASCII files.

WRT DOS 2.0 allows for each file to have a 'read only' flag, but it lacks a way of manipulating them. This pair of utilities allows you to set and unset this flag, protecting important files from accidental erasure.

BROWSE is a timesaving program which provides a useful alternative to the DOS 'TYPE' command. **BROWSE** allows you to easily scroll up and down through text files, saving you the effort of running your word processor just to get a quick look at a text file.

CAT If the DIR display is too dull for your taste, **CAT** may be just what you need. It will tell you everything you could possibly want to know about the files on your disks.

CGCLOCK is a simple little program which displays the running time in the upper right hand corner of your screen. In addition, the program has lots of display options and works with the colour graphics card.

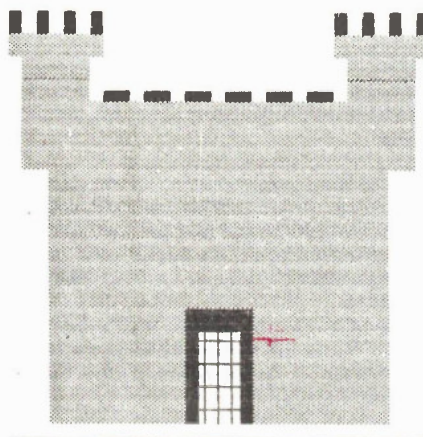
CURSOR A tiny twenty-four byte program which displays a large cursor on your monitor.

CMP This program does a very elaborate comparison of two files and reports their differences. It can for example, spot corrupted files and may prove useful when dealing with files created by redirection.

JUMPJOE A bit like "Miner 2049'er", this game is certain to damage your mind. You get to be the janitor of a space station and must deal with berserk robots and other weirdness. It's a hoot!

CASTLE Wander through a deserted castle collecting treasures... but mind you don't get killed by the nasties. A solution is included should frustration set in.

78INT This is a small BASIC program to calculate interest using the rule of seventy-eight.




MOON is one of the nicest lunar lander games we've come across. This version uses high resolution graphics and startling sound effects to hurl you to your doom in style.

PERTCHT is a BASIC program which prints PERT charts. It should interest anyone involved in project management and scheduling.

DATNOIDS is one of the strangest games ever put on a disk. In fact, mere words don't serve to describe it: you'll have to try it for yourself.

NUK-NY This is one of the nastiest bits of software we've ever seen. It produces a full color high resolution simulation of a nuclear attack on New York City.

Only \$19.95



BACKSCROLL Perhaps one of the cleverest DOS utilities, **BACKSCROLL** hooks itself into the PC and buffers whatever scrolls by. Using a well-thought out command structure, it allows one to scroll back and forth through text which would normally have scrolled off the screen into oblivion.

BIGCAL is a BASIC program which performs calculations on extremely large numbers. Using floating point form instead of scientific notation, very accurate calculations can be made.

BUGS is an off the wall ASCII game in which a player uses the cursor pad keys to move a 'nuclear fly swatter' around the screen blowing up a long crawling bug.

DEFRAG is a utility that lets you "defragment" your disks to make your applications run faster. The utility reorganizes a disk, connecting up the fragments of files created by DOS.

DOSEDIT is one of the most useful DOS utilities available. It enhances the command line facility of MS-DOS by creating a command stack. Instead of merely being able to recall a command with the F3 key, **DOSEDIT** lets you use the cursor arrow keys to scroll through a whole stack of previously entered commands, re-executing the ones you need.

DUMp is a utility program designed to produce Hex dumps of object files. Useful in its own right, the program also serves as a good example of how to use DOS disk service calls. The ASM file is also included.

FREE is a tiny file which tells you how much space is left on a disk... without having to view an entire directory listing. Its especially handy for hard disk systems.

KBFX displays the status of the keyboard lock keys on the screen and expands the size of the keyboard character buffer to avoid losing bytes.

LABEL changes the labels on disk drive volumes. It's a simple utility, but useful if you use volume labels to keep track of your disks.

MEMBRAIN is the most sophisticated RAM disk program we've seen yet. It lets users install variable sized disks and provides control over several other parameters.

NUSQ is a file un-squeezzer. Its a useful utility for people who download compressed files from bulletin board systems.

SPACE INVADERS A fast variation of this popular arcade game. the graphics are superb.

SP is a clever print spooler which lets you 'print' files into a RAM buffer. The PC then sends the file to the printer at its leisure, leaving the user free to move on to other tasks using the computer.

SPEED is a simple program which changes some of the PC's floppy disk parameters and effectively speeds up disk accesses for some applications.

VDEL is a multiple deletion program that queries the user prior to erasing each entry. Similar to **MOVE**, but much smaller.

WHEREIS will locate a file on a disk even if it lurks in a subdirectory. Most useful on hard disk systems.

WIZARDS is an adventure game in the classic style, except that it ranks as one of the most sarcastic programs in creation. The program is vast... you can wander about its darkened corridors for hours.

Only \$19.95

Also Included: **CRYPTO**, **CLOCK**, **LIST**, **MONOCLOCK**, **MOVE**, **NEWBELL**, **PARCHK**, **PURGEDUP**, **PX**, **QS** and **SDIR**.

AREACODE is a useful tool if you use the telephone a lot. Give it an area code and it will match it with the city in which the code is used.

D in another sorted directory program. This one emulates the CP/M style D, which is arguably more useful for most applications.

FRACTALS An amazing implementation of the Mandelbrot Microscope, which generates unearthly images on your screen.

HIDE is a set of utilities which let you create, enter and remove invisible DOS directories. This allows you to set up a hard drive system with secure areas which can only be used by people who know about them.


LAR is a library utility that allows you to concatenate several small files into a library to save on disk overhead. Individual files can be extracted as they are needed.

MAIL1 is a mailing label utility written in BASIC.

MORERAM This is an assembler program. You need MASM and LINK to make it work. It lets you alter the memory setting on the PC's motherboard to enable it to use more than 640K RAM. It will even let you set the switch

settings to 64K to speed up disk boots and then change the RAM setting after bootup.

MORTGAGE generates amortization charts.



MXSET lets you control the parameters of Epson printers from the DOS command line. It's a lot easier than LPRINTing characters from BASIC every time you want to change print modes.

NUSQ unsqueezes files that have been previously compressed to save space. Should be of primary interest to bulletin board users.

PARCHK is an assembler program which requires MASM and LINK to work. It installs a trap for parity errors in your computer. A vital aid to help locate suspect RAM chips.

VDEL is a Delete with Verify program. You could type VDEL *.BAK and it would show them name of every .BAK file in the current directory and ask you if you want it deleted.

WHEREIS finds files in a complex hard disk system.

ZAXXONPC This is an incredible implementation of one of the most popular micro games ever created.

Only \$19.95



3-DEMON is one of the most interesting variations on Pac-Man in the known universe. Instead of simply looking at a map of a maze, this program shows you a three dimensional view of it. You wander through endless corridors, munching food pellets or granola bars... your choice... and avoiding the deadly ghosts.

DU was one of the most powerful CP/M-based disk utilities ever created. This version for the PC captures much of its power and flexibility. It allows you to see what the tracks and sectors on your disks look like, recover erased or damaged files, and meddle with the system tracks.

General Ledger This is a complete general ledger accounting program. Written in BASIC, the program possesses most of the features found in commercial packages. An enormous documentation file is also included.

PC-CHESS is a slick chess program which makes good use of the PC's colour graphics abilities and boasts a running chess clock.

RAMDISK is the assembler source code for a memory disk program. If you've always wanted to know how these things work, or have a secret desire to write your own variation of this useful utility, here's your chance.

VFILER is a file management utility which lets you view files in a directory and allows you to COPY, TYPE and even run programs... in short, it does almost everything DOS does but it's user-friendly.

QMODEM is unquestionably the best telecommunications package in existence. The most recent version of it is replete with windowing, multiple protocols, definable function keys. And the code is unspeakably well debugged.

ARC is a sophisticated file archiving program which stores several files in single library files. As an added bonus, ARC applies one of four data compression techniques to each file in order to optimize disk space.

ZAPLOAD is a utility for programmers to handle Intel standard HEX files. Very fast and well documented.


SOPWITH Using superb graphics, SOPWITH lets you pilot a World War I biplane on dangerous bombing missions.

JSB Another BASIC music program for your collection. This one plays a soothing sonata.

STAR is one of a growing breed of small... somewhat silly... novelty programs. This one, as you might guess, draws stars.

SURFACE demonstrates the complexity of the "hat" function by graphing it on a monitor screen.

OP is the operator program from the November '85 issue of Computing Now!



Only \$24.95
(two disk set)

BLACKJACK is a BASIC implementation of this popular card game. It's both interesting to play and enlightening to dismantle. It can, of course, be easily listed so you can see how it works.

EDSCR is a screen editor which can be used with virtually any programming language from assembler to dBase III. The program lets you 'paint' PC screens with block graphics and saves them as .DAT files which can be easily adapted to work in most languages. An example screen is included.

FK allows you to make the function keys of your PC do more useful things under DOS. They can be redefined to execute commonly used commands and command sequences.

FXMASTER is a printer program for the popular Epson FX Series and compatible printers. It uses a full screen menu to enable you to easily change printer settings and modes.

INDEX allows you to generate indexes from WordStar documents... or text files from any other text editor. It's an invaluable writer's tool.

KEYCLICK is a memory co-resident program which will make your keys click. Small and easily included in an AUTOEXEC file, **KEYCLICK** solves many problems associated with clone keyboards.

PCBW is a small utility which makes colour screen displays show up in monochrome video. Great for users with colour graphics cards and monochrome monitors.

PINBALL is a pinball simulation that is easily worth the cost of this disk all by itself. The game plays much like a real pinball machine... but its hard to tilt.

QUICKGRAF is a powerful business graphics package which generates complex bar, line and scatter charts in medium and high resolution. An Epson with GrafTrax or compatible printer is necessary to produce hardcopy.

SERPENT is a variation on the classic snake game. Written in BASIC, this one is weird, but very fast.

SHOWCLK is yet another clock program... its the smallest one yet, and it beeps to chime the hour.

VTREE is a graphic TREE program that shows you how the subdirectories are set up on your disk... in a fashion more easily understood than the MS-DOS TREE utility.

WORLD is a remarkable program which incorporates a world map. It allows you to zoom in on specific areas of the globe, locate major cities and perform a number of useful calculation. It also has a feature for tracking hurricanes... tracked any good hurricanes lately?

Only \$19.95



Load-Us allows users of the popular Lotus 1-2-3 and Symphony programs to run them on a hard drive. This preboot program does not "crack" Lotus's copy protection scheme, but it does help legitimate users overcome the inconvenience of keeping a "key" disk in a floppy drive while running Lotus or Symphony on a hard drive.

DDCal is a very clever perpetual calendar and desk diary. It keeps track of your appointments and performs several other functions that you probably thought could only be done on the backs of match books.

PC-Key Draw is a remarkable public domain paintbox program which compares favorably with many commercial applications. It'll handle multiple screen images, business graphics and superb computer art - all in full colour. It's worth the cost of this disk all by itself.

CPU is a tiny program which tells you the effective speed of your system.

Xray is a remarkable co-resident utility which monitors what a program is doing while it's busy doing it. It allows you to interrupt the execution of your code and have a look inside.

Game - well, there are no words for this program, or, at least, none that are printable. This game is a bit rude - depending on just how weird your mind is, it can get pretty bizarre. This program does use some suggestive language, and we recommend that young or sensitive users not boot it.

Tune is a very small music generator which makes noises from within batch files. It's useful to see where things are in a complex process.

Jul 7 1986						
Sun	Mon	Tue	Wed	Thu	Fri	Sat
29	30	1	2	3	4	5
6	7	8	9	10	11	12
13	14	15	16	17	18	19
20	21	22	23	24	25	26
27	28	29	30	31	1	2
3	4	5	6	7	8	9


Getdir is a resident directory utility. It allows you to see what files are on your disks, even if you're in the middle of doing something else.

CopyPC, not to be confused with the commercial Copy II PC, is a quick disk backup utility.

Lookit is a full screen browsing program which lets you scroll forward and backwards through text files - sort of like a tiny word processor with no editing features.

Syslock is a security device for hard disk users. By running this utility on your XT or compatible, access to your computer will only be granted to users with a valid password.

Only \$22.95
(two disk set)



Small C If you've ever wanted to try writing programs in the C language, this compiler will fascinate you. It's a restricted implementation of C, producing code which is compatible with Microsoft's MASM and LINK programs - you'll need these to get it going.

Map is an interesting little utility which will check how DOS is situated in the memory of your computer and tell you a number of things about it. It's a useful programming tool, especially helpful if you're debugging software which interacts directly with DOS.

Note is the source file for the memory resident note pad which appeared in the March 1986 edition of Computing Now! It requires MASM and LINK to use. It will create a resident memo page that you can call up from within any application.

Pango is one of the wildest games we've come across for the PC. While its premise is a bit improbable, it's fast and *weird* - hours of fun.

PC-Spell is a spelling checker written in BASIC. Despite its pedestrian sounding origins, it's fast, accurate and easy to use. It can be listed if you want to see how it works, and comes with a large dictionary file and a utility to assist you in customizing it.


Peacock is a memory resident program which allows you to change the colours of your screen with alternate function keys. It's useful, for example, if you run software which insists on using eye-straining screen colours.

Recover is a utility which assists you in getting data back from damaged files. It lets you look at your files one sector at a time in order to put the pieces back together.

SDB is a small relational database. It isn't dBASE III, but it also doesn't cost quite as much. It's still pretty powerful and is eminently suitable for many business applications. It features on line help.

Tally is a program which accurately counts the number of characters, words and lines in a file - all within your lifetime.

Xeno edits the tracks and sectors of your disks in a user friendly format - or, at least, one that doesn't lunge for your throat every time you boot it. You can use it to explore DOS, fix trashed disks, unerase files and do all the other low level magic that sector editors are renowned for.



First Time Advertised

Only \$19.95

Monopoly is the first working implementation of the classic board game that we've come across - and we've had several that bombed pretty colourfully. This one is great, though, with fast and occasionally sarcastic play, a graphic board display and pretty good sound effects.

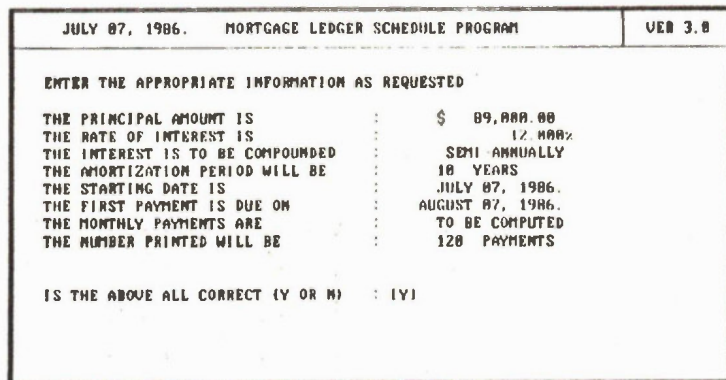
D20 is the latest version of Steve's sorted directory program. This one uses DOS two calls and handles subdirectories.

Edit is a lightning fast full screen editor, ideal for editing program source files, dBASE stuff or other ASCII phenomena.

Banner takes mere text and prints it sideways on your printer - in gargantuan block letters that can be read from miles away if you have a good set of binoculars. It's not the sort of thing that you'd want to publish a book with, but sign makers will love it.

Mortgage is another utility to help you understand just what you've gotten yourself into. Its one of the nicest mortgage programs we've seen so far - lifelong debt and ruination has never been so well formatted.

Quick speeds up your PC quite a bit. It hooks into the video and makes it run a great deal faster, eliminating at least some of the glacial slowness that makes an IBM what it is.



Speech is a rather remarkable little germ of code. It talks through the PC's internal squeaker speaker. The voice isn't exactly human, but it's understandable on most machines. This is an interesting bit of work, one that can be accessed from within other programs to create talking applications.

PC-AR is an accounts receivable package for the PC. While not the equal of some of the commercial software that handles this function, it will take care of the records for a small or medium sized business quite well.

Only \$19.95



Pac Girl is, predictably, a variation on the almost mythical Pacman game. This one moves fast, and plays much like the arcade version.

Menu lets you create a menu-driven tree-structured environment that is friendlier and more manageable than is DOS. It's ideal creating interactive systems for non-technical users.

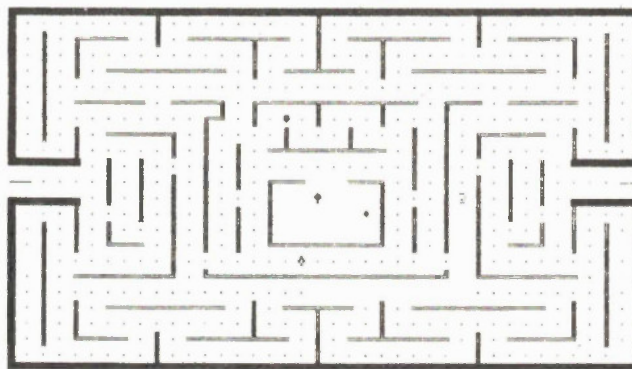
Z80MU is one of the most brilliant pieces of software we've ever encountered - free or not. It actually emulates a Z80-based computer running CP/M on the PC with no additional hardware - you don't even need a V20. It will run almost all CP/M software, including old favourites like WordStar and dBase. However, Z80MU also includes features lacking in both C/PM and MS-DOS operating systems.

SERIO is the assembler file from the July edition of Computing Now! that implements an interrupt-driven terminal in higher level languages such as C. It's also suitable for use with compiled BASIC. Both MASM and Link are required to use SERIO.

Breakdown is a peculiar program which takes meaningful text, analyzes it and generates

meaningless, but profound-sounding prose from it. If you've been wondering if your co-workers *really* read your office memos and reports, try filtering your prose through this program. The effects will be astounding.

GRABIT is the screen grab program from the July 1986 edition of Computing Now!. It will make a useable text file from the contents of ones screen at the touch of a key. MASM and Link are required.



Dots 453 205 P A C - G I R L At J. Jiménez, Sep 26, 1982

XMODEM is a C language implementation of the XMODEM file transfer protocol, from the July 1986 edition of Computing Now!. It can be integrated into other programs to allow easy access to telecommunications facilities. This code requires SERIO (see above) and version three Lattice C.

Only \$19.95

CV is a small utility for changing the volume name on disks. Since most of us never bother to specify volume names when formatting disks, this six hundred byte program provides a second chance.

Breakout Box is an assembly language program that hides in memory and shows you what your serial ports are doing. It's a valuable troubleshooting utility for pin pointing serial printer and modem problems.

Icon Maker allows you to generate sophisticated bit-mapped images. Its' easy to use and extremely colourful, producing data that can be incorporated into other programs.

Shell is another DOS menu program. This one is very fast, free of 'snow', and provides easy access to virtually all DOS features.

Striker is an experience. It's a brilliantly written helicopter game in the style of Choplifter, complete with professional high resolution graphics and running spies. This is one of the best public domain games we've ever encountered.

Ramset is a RAM expansion program from the July 1986 edition of Computing Now!. It allows you exceed the PC's 640K memory limit. Ramset also lets you bypass the PC's time-consuming memory check.

Trap is the high-resolution Gemini patch program from the May edition of Computing Now!. It makes the Gemini 10x suitable for use with Personal Composer, but is easily modified

to fix most bit-mapped printing problems. MASM and Link are required to assemble the program.



Almost Free PC Software Volume 12

Only \$19.95

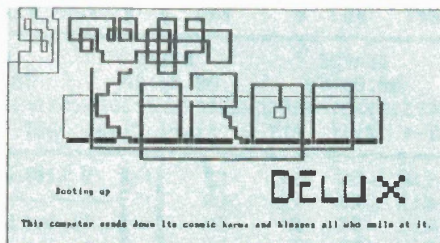
Cut and Paste is a memory resident program that allows you to grab text from the screen of any application and paste it into any other application that accepts characters for input. You could, for example, copy part of a Lotus spreadsheet and paste it into a WordStar document.

INT13 will help you unravel the copy protection schemes of your software so you can make archive copies - just in case the cat takes a fancy to your masters. It prints a log of direct disk accesses and where they're called from so you can check out the code that's going after specific tracks, the heart of most protection systems. Includes the assembler source code.

PMAP tells you what's living in the memory of your system - and where. It will help you to find the resident utilities you have loaded and, more important, is great for sorting out peculiar interactions between multiple resident programs.

SoftTouch is a keyboard macro program not unlike ProKey. It allows you to store up to twenty five thousand key strokes, has a built in screen blanker and great wandering herds of other features.

Sub Chase is a first rate graphics arcade game. One sails across the clear blue sea - or green sea, depending on what sort of monitor you have - heaving depth charges off the stern to blow up subs. It's extremely well done and it has a panic button to clear the screen should the boss walk in. Requires a colour graphics card.



Trek is the best Star Trek game anyone has yet devised for the PC. The graphics are stunning, the complexity is intense and the action scoots along at warp nine as soon as the program gets going. Requires a colour card.

Crossword is a utility which translates text files from one application to another. It supports several popular word processors, including WordStar, WordStar 2000, Multimate, XYwrite, SideKick and standard ASCII. It saves ages worth of reformatting and does some useful things besides.

TheDraw is an ANSI screen editor. It allows you to create and edit full colour screens of text and graphics which can subsequently be typed to make them appear - in full colour - or integrated into programs. Requires DOS two or better, ANSI.SYS and is more fun with a colour monitor.

Only \$19.95

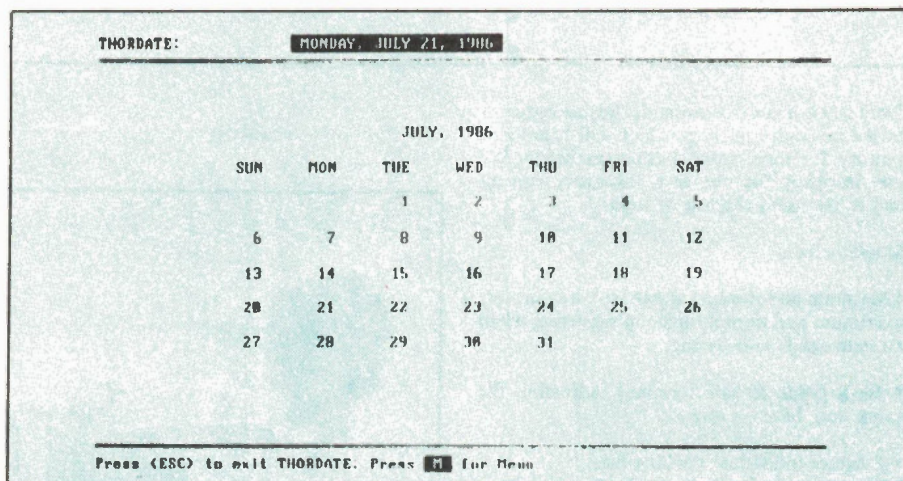
There is a lot of good stuff on this disk... but most important, there are two dynamite games herein. We could get into the graphics package, the CP/M emulator, the fractal program in C... however, it's the games that do it. Plan to lose at least a weekend over this one.

Altamira is one of the nicest public domain paint box programs available for the PC. Unlike most of the so called graphics packages available for the PC, this one isn't restricted to doing bar charts and graphs. It does first rate pictures. Requires a colour card.

Fractal is the source code for the fractal generator in C that we looked at in the August edition of Computing Now!. It's useful even if you don't like fractals, as it illustrates the use of high resolution graphics in C. Requires a C compiler and a colour card.

NEMON is a really weird game. You get stuck in the catacombs of king Nemon with nothing more than your wits and a flashlight. You have to find some keys, some treasures and, hopefully, a way around a host of arcade game nasties.

Thor used to be the god of thunder. Now he appears to be the world's most sophisticated desk calendar program. He'll remind you of appointments, keep track of your agenda and do things that would usually require a host of low tech objects, like pencils and note pads.



Round 42 is a wholly bizarre variation on the theme of space invaders. No longer the dusty arcade game that it once was, this thing breathes new and rather ichorous life into the ceaseless battle between you and the phosphore aliens. This is one of the best computer games in creation. Requires a colour graphic card.

V20 is a CP/M emulator for users of the NEC V20 chip. Replace your existing 8088 with a V20, score this little program and most CP/M software will run on your system as if someone had stolen half the bits out of your PC. Regular MS-DOS isn't affected. Requires a V20.

Only \$19.95

MA.BAS The Micro Accountant is a complete, working accounting and check register program, with a 25K documentation file.

PCWNDW22 A "Sidekick"-like co-resident window utility. Pop-up window functions include ASCII table, stopwatch, alarm, printer setup utility and notepad. The entire program takes up less than 30K of space on your disk.

PSHIFT A time saving and convenient 'memory partition' utility. Lets you define up to nine memory areas. Load programs such as dBase II and WordStar into separate partitions and 'flip' between them instantly with simple keystrokes.

PC-TOUCH.BAS Increase typing speed and accuracy with this easy-to-use typing tutor. Also provides accuracy and speed statistics.

PCYEARBK.EXE Appointments and reminder program to help you keep track of your time.

TASKPLAN.BAS Project management software which lets you track up to 50 tasks over 50 time periods (days, weeks or months).

NOCOLOR A handy little utility for users with monochrome monitors and colour software.

MAXIT A simple but subtle game for two human opponents, or one player and the computer. Hours of fun!

NOTE PAD

ASCII	HEX	CHAR	CNTRL	
000	00	null	NUL	
001	01	@	SOH	
002	02	␣	STX	
003	03	␣	ETX	
004	04	♦	EOT	
005	05	␣	ENQ	

1 = PRT-1 | 2 = PRT-2

→RESET →IB

LINE FEED BR

FORM FEED C.

ELAPSE	SPLIT	ALARM	DATE	TIME
00:00:59	00:00:00	00:00:00	01/01/1980	00:23:01

=====

ALT-1 :Exit ALT-2 :Start Timer ALT-3 :Split ALT-4 :Stop Timer ALT-5 :Alarm

012	0C	ff	FF	it
013	0D	cr	CR	8 LINES/INCH
014	0E	␣	SO	↑↓ Option
015	0F	*	SI	↔ Printer

====Home====End====PgUp====PgDn====

ALT-6 :Exit

ALT-1 = TIME DISPLAY

ALT-2 = START TIMER

ALT-3 = SPLIT TIME

ALT-4 = STOP TIMER

ALT-5 = COLOR ON/OFF

ALT-6 = ASCII DISPLAY

ALT-7 = NOTE PAD

ALT-8 = PRINTER SETUP

=====

PERTCHT A sophisticated project management tool using the Program Evaluation Review Technique (PERT).

PLUS More utilities to help organize maintain and copy your files, including a "monitor saving" program which blanks out your screen when it is not in use.

Only \$19.95



Stockboy Inventory

Stockboy is a good, powerful, flexible bargain-priced inventory package which will handle inventory for most small businesses needs. We use *Stockboy* for our own inventory control and it has stood the test of time.

Stockboy can:

- Maintain an inventory database with current, maximum and minimum stock reporting when an item needs re-ordering.
- Be a point of sale terminal, adjusting the stock data base on line.
- Produce individual packing lists.
- Generate a customer list to be used in mass mailings.
- Run on any CP/M or MS-DOS based computer, including Apple II systems with a Soft-card.

Stockboy is written in Microsoft BASIC and is designed to be easily altered to suit your needs. It can be compiled using BASCOM if desired and is designed to be used by non-technical operators. Available for MS-DOS/PC-DOS and many CP/M systems.



Only \$29.95

ASTEROIDS This is a splendid implementation of one of the most popular arcade games of all time. The graphics and sound effects are amazing.

RED RYDER Telecommunication on the Mac has never been this easy. RED RYDER includes XMODEM and Kermit protocols and many other features.

MacCLONE Many users have found the Mac's disk copy routine to be less than perfect. This is a vast improvement. It even defeats a number of copy protection schemes.

BINHEX is a utility for RED RYDER which converts applications files to binary files and back again to allow them to be transferred over phones lines.

LIFE is one of the classic computer programs, and this version is exceedingly well done.


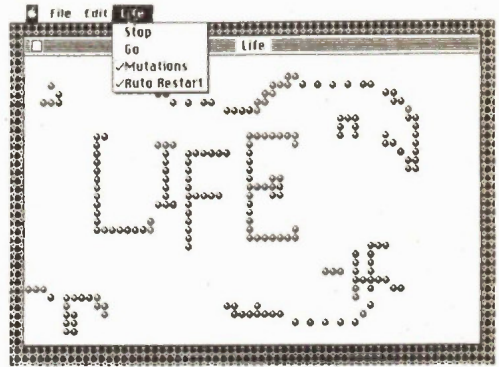
VIEW PAINT Ever wanted to look at a MacPaint drawing without getting into MacPaint. This utility lets you sneak peeks at your drawing files without fussing about.

RESOURCE EDITOR Macintosh icons and other resource items just cry out to be personalized. This little tool will help you make your Mac look its best for you.

SCREEN MAKER Moving text from MacWrite to MacPaint can be a bit disappointing... something gets lost in the clipboard. This utility helps your words make the trip unscathed.

FONT EDITOR For those longing to make their own fonts... and for those who just want to adjust the ones they have... this editor lets you shuffle fat bits to your heart's content.

MENU EDITOR A handy utility for editing the words in Macintosh application menus.



Only \$24.95

FONT LIBRARIAN A splendid alternative to the Macintosh system font mover, this utility makes it easy to create custom collections of Macintosh fonts.

WIZARD'S FIRE This is a lively game which comes with still more lively games tucked away in the desk accessories. Get the magic rays before they get you!

SWITCHER Multitasking on a Mac? Why not. SWITCHER lets you run up to four applications concurrently on a 512K 'Fat Mac'.

RAMSTART Creates a RAM disk of any size on a fat MAC, and effectively increases the speed of most applications several times over.

MADONNA A MacPaint picture of the popular pop star.

MOCK CHART A desk accessory to handle the creation and printing of small business charts.

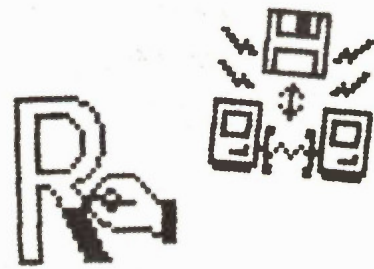
DAM A Desk Accessory Manager for setting up the Apple menu on your Macintosh the way you want it.

MOCK TERMINAL A desk accessory for telecommunication functions from within another application.

HP CALC Add a simulated Hewlett-Packard calculator to your Mac.

REdit A slick resource editor. See the December 1985 issue of Computing Now! for an in depth look at this esoteric art form.

ORION This one is worth the price of the disk all by itself. It simulates a star ship cruising around the galaxy at the speed of light. Stars fly past like white lines on the highway ... with or without star names fluttering like celestial flags. The heavens are accurately mapped and the star ship handles like any other warp drive star Chevy.



Only \$24.95

Icon Collector is a peculiar program that allows you to locate icons in applications and capture them to disk for use in other programs.

Billiard Parlor is worth the cost of this disk all by itself. It's an excellent simulation of a billiard table. It will play most of the usual variations of pool and billiards, and simulates the movement of the balls with unspeakable realism.

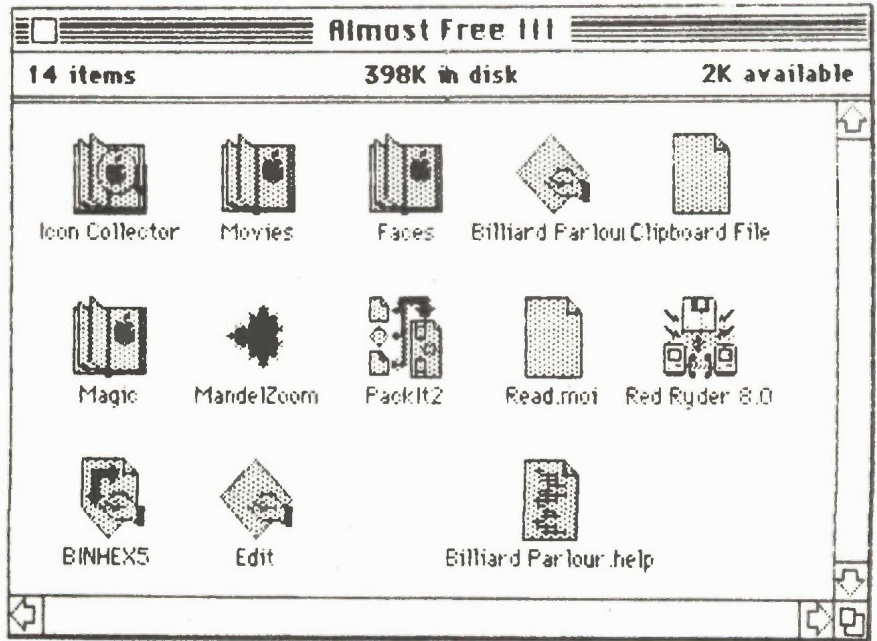
MandelZoom is the nicest Macintosh fractal generator we've come across. It's surprisingly fast, considering the nature of the Mac's floating point library.

Red Ryder This is the latest version of this popular communications program. It runs perfectly, giving you a sophisticated terminal with download facilities, macros and dozens of other features.

PackIt2 - not to be confused with PackIt - will compress and uncompress P2T libraries which have been downloaded from bulletin boards. An essential utility for telecommunications.

BINHEX5 is a file manipulation utility which allows Mac files to be sent over a modem.

Edit is the most sophisticated text editor available for the Mac. Operating similar to MacWrite, it allows you to edit documents in multiple windows. Ideal for program editing, Edit produces clean text files which can be compiled.

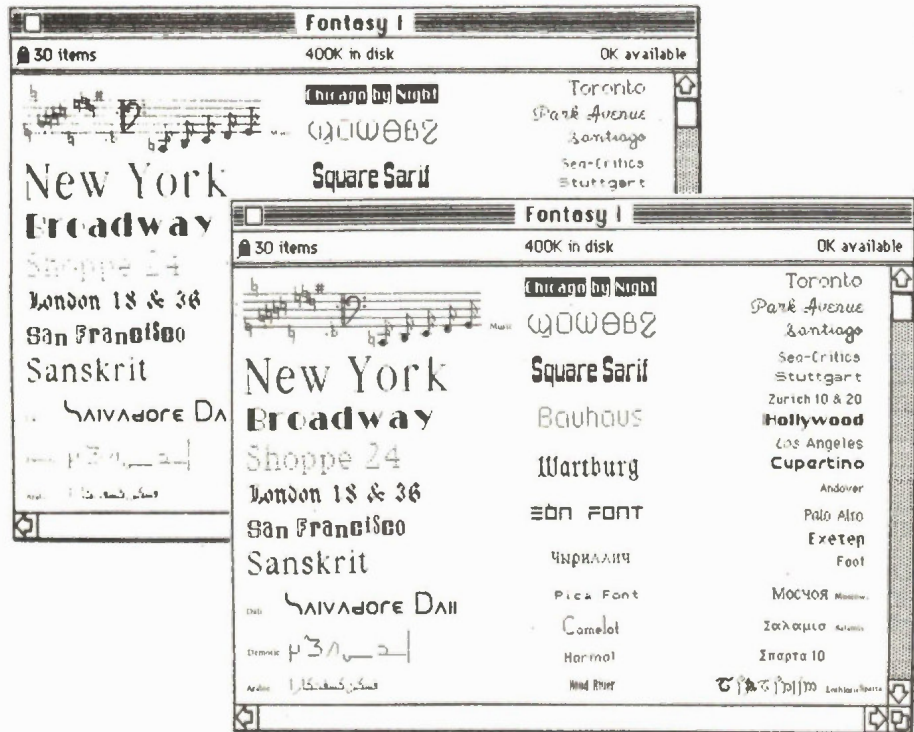


Only \$24.95

One of the most interesting aspects of the Macintosh is its ability to use software-based character sets. While there are a number of commercial font packages for the Mac, we feel that this collection of public domain fonts ranks among the best. This disk is filled - to the last byte - with thirty-eight unique fonts. We've selected a variety of body copy and display typefaces, spanning traditional and avant garde designs, along with a number of special purpose sets.

Bid fairwell to the placid exterior of Chicago, the mild amusement of Geneva, the unadventurous disposition of Athens and plug your Mac into this typesetter's pipe dream.

A powerful font librarian is also included to assist in adding the fonts you want to your system.



Only \$24.95

Volume 1

Volume 2



MODEM 7 Allows you to communicate with any CP/M-based system to download and upload files. Complete details for this program first appeared in the November 1983 issue of Computing Now!

PACMAN You really can play PACMAN without graphics... and it works pretty fast.

FORTH An up-to-date version of FIG FORTH, complete with its own internal DOS.

DUU The ultimate disk utility, DUU lets you recover accidentally erased files, fix corrupted files, and modify the system.

D A sorted directory program that tells you how big your files are and how much space is left on the disk.

USQ/SQ Lets you compress and un-compress files. You can pack about 40 more data on a disk with this system.

FINANCE A fairly sophisticated financial package written in Microsoft BASIC.

BADLIM Ever had to throw out a disk with a single bad sector? BADLIM isolates bad sectors and allocates them to an invisible file, making the rest of the disk useable.

DISK Allows you to COPY, MOVE, DELETE and VIEW files with a simple command structure.

QUEST Similar to "Dungeons and Dragons", QUEST provides hours of glorious adventure.

STOCKS A complete stock management program written in BASIC.

SEE Also known as TYPE17, this utility will TYPE any file, compressed or not, allowing you read documents which are stored in a compressed form.

Only \$19.95

Call or write for available formats.

BISHOW is the ultimate file typer. This version will type squeezed or un-squeezed files and allow you to type files which have been archived with utilities such as LU (see below). BISHOW even lets you scroll up and down through typed files.

LU is a library utility which stores multiple files under a single file name in order to save disk space. Files can be removed from the library as they are needed.

MORTGAGE is a fancy mortgage amortization program which produces a variety of useful tables.

NBASIC Large, commercial BASIC's are powerful, but expensive. This one however is free, and every bit as flexible as many commercial packages. It's also compatible with North Star BASIC.

Z80ASM is a complete assembler package which uses true Zilog Z80 mnemonics. It has a rich vocabulary of pseudo-ops, permitting you to use features of your Z80-based machine which are unavailable with ASM or MAC.

VFILE Easily the ultimate disk utility, VFILE gives you a full screen view of the files on your disk and allows you to do mass COPY and DELETE operations using a two-dimensional cursor. It has lots of 'extras', a built-in help file and it's fast.

ROMAN Though some say it's silly, this novel little program is a fun way to convert ROMAN numerals into decimal numbers.

CATCHUM If you like the fast pace and incredible realism of Pacman, you'll go quietly insane over CATCHUM... which plays basically the same game using ASCII characters. Watch little "C"'s gobble periods, while you try to avoid the delay "A"'s.

Only \$19.95 each or \$39.95 for all 3

Call or write for available formats.



Volume 3

OIL An interesting simulation of the working of the oil industry. It can be approached either as a game or as a fairly sophisticated model.

CHESS This program really does play a mean game of chess. It has an on-screen display of the board, a choice of colours and selectable levels of play.

DEBUG The DDT debugger is good, but this utility adds many new facilities, including symbolic debugging. It's almost like being able to step, trace and disassemble through a source listing.

DU87 This version overcomes several limitations of the older DUU program and adds some new features. It will adapt to any system and can search, map and dump disk sectors or files. Its invaluable in recovering damaged files too.

ELIZA Written in MBASIC, this classic program is a microcomputer analyst. With a little imagination you will be able to believe you are conversing with a real psychiatrist.


LADDER Fast, bizarre and probably a major cause of eye strain. This program plays like Donkey Kong with ASCII characters.

QUICKKEY Programmable function keys let you hit one key to issue a multi-character command. This tiny utility lets you define as many "macros" as you want, with seldom used control codes. Keys can be redefined at any time... even from within another program.

RESOURCE While a debugger will enable you to disassemble small bits of code easily enough, only a true text based disassembler can take a .COM file and make source out of it again. This is one of the best ones available.

Only \$19.95

Call or write for available formats.



A Teacher for the Apple	Almost Free Electronics Design.	Steve's Wunderdisk
<p>Specifically developed for the educational market, this disk introduces both teachers and students to the Apple II series and compatible systems.</p> <p>It is designed to show you how to make the computer work for you.</p> <p>After introducing you to the computer, it goes on to explain the BASIC programming language. With step-by-step instructions it shows you the ins-and-outs of Apple programming and explains the workings of DOS and high resolution graphics.</p> <p>Designed for new computer users, just turn on the computer, slide in disk, and enter the world of Apple programming.</p> <p>Requires Applesoft BASIC, 48K RAM and one disk drive.</p> <p style="text-align: center;">Only \$19.95</p>	<p>Contains BASIC utilities for attenuators, highpass and lowpass filters, series and parallel resistors, slew rate prediction, resonant circuits, power transformer selection, audio transformer selection, RMS-average-peak conversions for full and half-wave, transistor selection, and more. Also contains a program for determining the parameters of strobe light circuits; it determines power ratings, time constants, capacitor size, resistor sizes, operating voltages, dissipation and other necessary calculations. Written by Bill Markwick, the editor of Electronics Today, the utilities are not copy-protected and are easily modified to suit the user's requirements.</p> <p>Available for MS/PC DOS with GWBASIC or Apple II systems with Applesoft BASIC.</p> <p style="text-align: center;">Only \$19.95</p>	<p>Over the years many first rate program listings have graced the pages of Computing Now!. And we have many which have never been published. We've collected the best of these and put them on one disk. Included are programs like STAR, for setting up a Gemini 10 printer, the Last WordStar Unhook, CPMAP and the CP/M HOST program, complete with several unreleased support programs.</p> <p>The Wunderdisk is an excellent collection of tricky CP/M routines. It's deal for anyone who wants to make their CP/M system sing! And the programs on the disk are well documented... most of them have been explored and explained in the pages of Computing Now!</p> <p style="text-align: center;">Only \$19.95</p>

MDM730 for Apple CP/M

First featured in the July 1984 issue of Computing Now!, MDM730 is one of the most powerful MODEM7 programs available. Our version incorporates features not available in the public domain. MDM730 is an efficient, easy-to-use software tool for anyone interested in telecommunications, bulletin boards and downloading software. Consider these features:

- Terminal program which works at any baud rate.
- Ten programmable macro function keys.
- A Phone number library for 36 numbers.
- Christensen software transfer protocol.
- User selectable toggles for linefeeds, ON-XOFF, etc.
- Extensive help menus.
- Baud rate selection on the fly.
- ASCII dump and capture.
- Status menu.

In addition, we've added dialing support for the Apple version. While the standard MDM730 can not dial unless it's hooked to a Hayes Smartmodem, we've added patches to allow it to do pin twenty-five pulse dialing and to dial through the Hayes Micromodem II and the SSM card. The Computing Now MDM730 will also:

- Select a number form the library and dial it.
- Dial manually entered numbers.
- Log you on to a remote system if it's free.
- Optionally autodial if the remote system is busy.
- Keep track of the number of re-dial attempts.



The Computing Now! MDM730 package is available for:

- The Hayes Micromodem II card.
- The SSM 300 Baud modem card.
- The PDA 232C serial card with external modem.

The PDA 232C package includes versions supporting both the Smartmodem and a dumb modem with pin twenty-five control, such as the Novation AutoCat.

Each package also includes utilities for updating the phone number library and redefining the function key macro strings, as well as an extensive help file.

The source code for this program is over one hundred and fifty kilobytes long and can not be hacked on a standard Apple system. We patched it on a larger machine and downloaded it. We're confident you won't find MDM730 with these features anywhere else.

Only \$19.95

Available for Apple II series and compatibles with CP/M

THE BOOK OF

Computer Music

Almost Free DX7 Voices

MIDI may be the most significant advance in music technology since the discovery of sound. However, if you can't understand what it's capable of... or can't comprehend the cacaphony of manufacturers' claims that surround it... it might as well have been a new revolution in food processors.

We understand MIDI better than anyone. We're comfortable with both the computers in all their confusing technological glory and with the music that makes them all worth while. If you read the **Book of Computer Music** you'll understand MIDI too.

And you'll realize that it's as magnificent a trip as everyone says it is.

Whether you're an amateur musician with a cassette deck and a keyboard, a working performer or a studio artist, the **Book of Computer Music** will turn you onto MIDI as no other reference work can. By the time you hit the back cover you'll be wholly comfortable with system exclusives, tracks, MIDI messages, FM synthesis, through boxes and all the other mystifying technological mind games that accompany this powerful new musical instrument.

You'll be able to play MIDI as easily as you play keyboards for guitar... or flute or violin or percussion or nose harp... right now.

Included in the **Book of Computer Music** are articles about

The Yamaha DX-7 • The IVL Pitch Rider • Personal Composer • The Yamaha RX-21 • Total Music for the Macintosh • The Yamaha CX5M Music Computer • The Akai AX-60 • The Roland GR Instruments • Computers For Musicians • The Roland SDE 2500 MIDI effects system • The Yamaha DX-100 • The Nexus FM Drawing Board • The Akai S612 Sampler • Building a MIDI Through Box • The Roland Alpha Juno • DX-7 Voice Editing • Writing Your Own MIDI Software.

Plus a complete introduction to MIDI in a number of in depth, easy to understand articles that won't leave you feeling like your head got lost in the Twilight Zone.

for the IBM PC

The Yamaha DX-7 is one of the most powerful MIDI equipped synthesizers on the planet. One of the things that makes it so unspeakably slick is its capacity for having its preset voices loaded through the MIDI port. You can store banks of voices on disks and send them to the DX-7 almost instantly when you want them.

While there are numerous DX-7 voice librarians available, many replete with pots of voices to use, these things are nasty and expensive and very often fairly complex to operate. When all you really want to do is to port voices. As such, in the tradition of almost free software, we've assembled a collection of almost free DX-7 voices. This includes a whole disk full of voice libraries and a really snappy little utility to send them over to the DX-7.

If the voices that came with your DX-7 blew you away, these libraries will send your brain into several other higher order dimensions at once. They range from the most sublime recreations of acoustic instruments to freaky, bizarre effects certain to be overused at least once. We've assembled them into performance groups to make them immediately useful, and made them compatible with the DX-Archive voice librarian software to make them easy to re-organize if you want to. The DX-Archive program is available separately... check out the details below.

There are libraries on the disk of percussive effects, woodwinds, a whole set of pianos, heavy metal noises, string and brass sections, funk collections, baroque collections, rock collections, jazz collections and a few collections that defy description. There are enough voices here to keep your DX-7 confused for your lifetime and that of your immediate descendants.

The DX-Archive voice librarian software is available separately for \$39.95 from XLelectronix Computer Music Centre, 317 College Street, Toronto, Ontario M5T 1S2. It provides complete voice bank transfer facilities plus a convenient method for re-organizing the voices in multiple libraries.

Fine Print: These voices have been designed for the Yamaha DX-7 synthesizer. While they will probably work on other, similar Yamaha instruments, they have not been tested on anything other than the DX-7. Instruments with synthesizers having fewer operators, such as the DX-9, may experience sonic peculiarities in using some of these voices.

The use of this collection presupposes the availability of an IBM PC or compatible computer, DOS 2 or higher and a Roland MPU-401 MIDI interface.

Moorshead Publications warrants that these voices will be readable when you get them. The post office, however, may have ideas of its own. If your disk doesn't function properly when you receive it please contact us for a prompt replacement.

Buy the best of both worlds: for just \$22.95

Get the **Book of Computer Music** AND the **Almost Free DX7 Voices** disk for only \$22.95.

The **Book of Computer Music** is available separately for \$4.95. The **Almost Free DX7 Voices** disk is available for \$19.95.

WE SHOPPED AROUND SO YOU DON'T HAVE TO



There was a time when shopping for computer supplies and accessories meant a lot of calling around. It took one supplier for computer furniture, another for cables or modems, and still others to handle computerized forms, printer labels, ribbons or diskettes.

A SINGLE CALL

Now, with Moore Business Products Division, a single call gives you access to more than 1,000 items selected from dozens of quality manufacturers. From diskettes to data binders and from print-wheels to printer stands, Moore's 60 page catalogue has it all. Moore's selection can handle almost every popular computer or word processing system. Plus Moore includes compatibility charts and offers a toll-free INFO LINE to help you select the right product to suit your computer or word processing equipment - and your needs.

So, you can continue getting the run-around when you shop for computer supplies, or you can have it all with a single phone call to Moore.

Circle No. 55 on Reader Service Card.

NEW!

Issue

Call now for your free copy. Our order desks are open 8:30 a.m. - 5:00 p.m. local-time, every business day

THE MOORE GUARANTEE

Moore ships most orders within 24 hours and backs every item with its CENTURY OF SERVICE GUARANTEE. If you're not satisfied with your order, simply send it back and Moore will replace it or refund your money.

YES I want the new Issue of Moore's Computer Supplies and Accessories Catalogue

NAME _____

TITLE _____

COMPANY _____

ADDRESS (number and street; suite) _____

CITY _____ PROV. _____ POSTAL CODE _____

Mail to Moore Business Products Division
4 Robert Speck Parkway, Suite 450
Mississauga, Ontario, L4Z 1S1

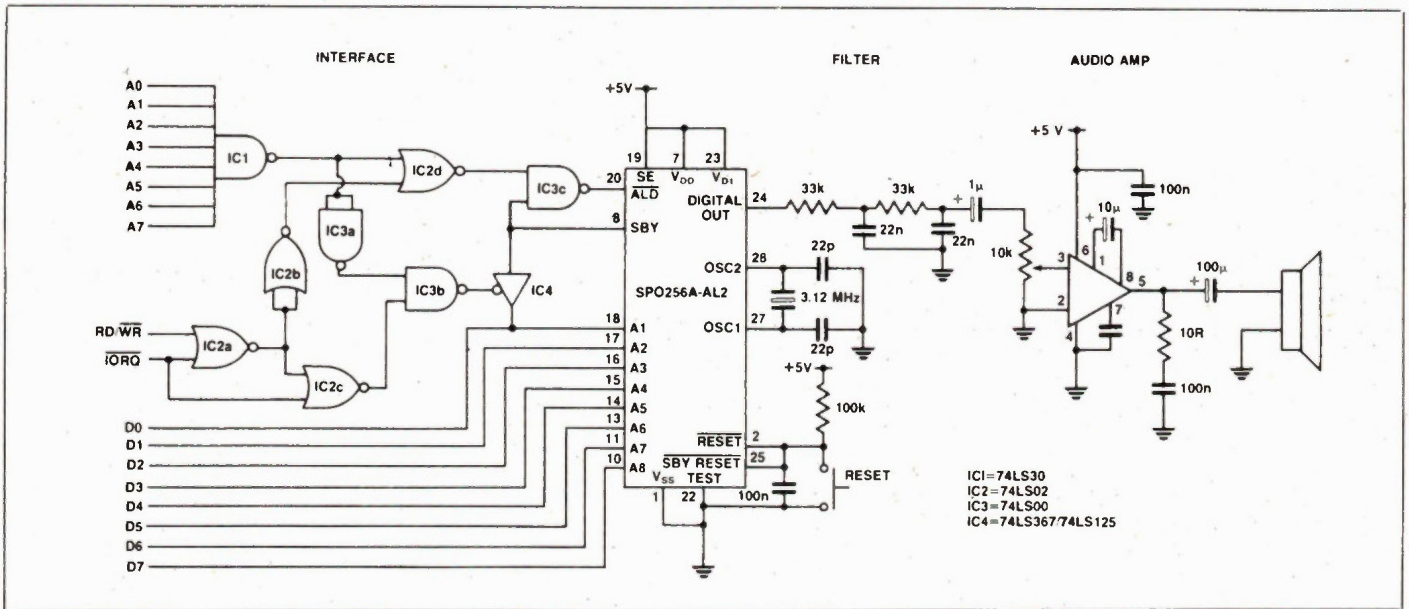
MOORE[®]
BUSINESS PRODUCTS DIVISION

MSC



**CALL
TOLL FREE
1-800-387-7810**

**OR CLIP
AND MAIL
THIS COUPON**



Speech Processor

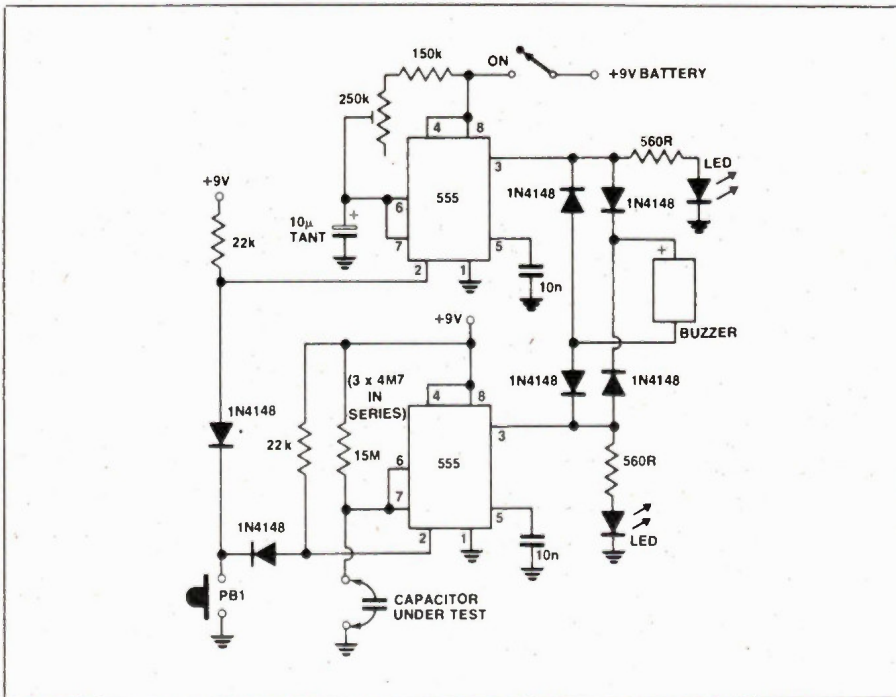
By Matthew Bennets

THE FOLLOWING circuit could be adapted to any computer where you can control seven address and seven data lines, plus two control lines.

The centerpiece of the circuit is the popular SPO256A AL2 monolithic speech processor. The interface circuitry is designed such that an address of FFH is required on the port, with R/W and IORQ both logic '0' in order to access it. SDY (active low) is only active when speech is being output from pin 24. To in-

put data into the chip the ALD pin must be active.

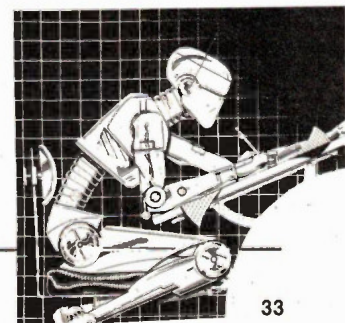
Output from the chip is taken from pin 24 to a low pass filter that removes the high frequency components from the output. It is then sent to an amplifier built around a suitable op-amp.




Capacitance Tester

By A. Glover

LOW COST and simplicity are the keys to this circuit which works by comparing the value of a known capacitor with one under test. The amount of time the voltage on pin 3 of the 555 is high, is proportional to the value of the capacitance hanging off pins 6 and 7. When the two capacitors are of the same value the LEDs will be on for the same length of time and buzzer will not sound. Any discrepancy in value will result in one LED being on for longer than the other and the buzzer will sound.





Lapsed Timer

By Lewis Dixon

LAPSED TIME photography has been made relatively easy in recent years with the readily available auto-wind 35mm camera. The only trouble is that commercial lapsed timers are very expensive.

With this in mind, a simple, inexpensive lapsed timer was devised around the XR2240 programmable timer/counter.


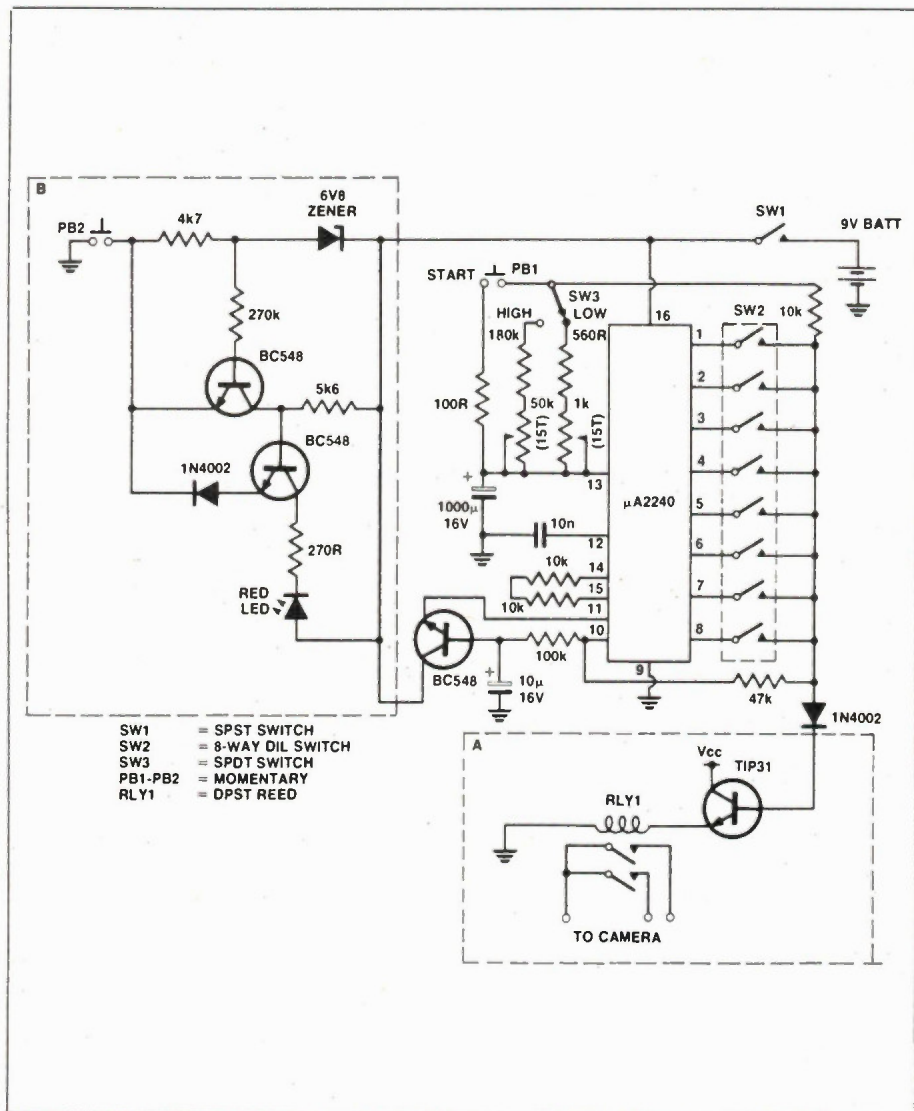
The external resistors and capacitor at pin 13 use 15 turn variable resistors for fine adjustment. Low gives 1 second at output 1, high gives 4 minutes. The binary output is wired to provide a wired-or function. The combined output will be low as long as any one of the outputs is low.

When switched to low, one can have exposures from 1 second to 4 minutes-15 seconds, at 1 second intervals; when set to high, 4 minutes to 17 hours in 4 minute intervals.

The XR2240 is used in its monostable application and is activated by pressing the start button, SW2, switching on SW1, and immediately releasing SW2. This will allow the camera to fire once only and to start the IC counting (output low). At the end of the selected time the camera will fire again as the output goes high, putting a high on the reset, pin 10, while the trigger, pin 11, is momentarily held low by R9, C3, and Q3. The camera will therefore repeatedly fire at the fixed interval until switched off.

Section A is the camera firing mechanism for a Konica camera, the double reed switch being the most convenient. Other types of cameras may require other types of relays depending on whether three or two leads are used. Power to fire the camera is supplied by the camera's own batteries, and only the connection of two, three or four leads is required to make an exposure.

Power for the circuit is from a 9V battery; section B is a simple battery tester.



Flasher

By M. Howe

THIS CIRCUIT is a variation on the common LED flasher theme in which the amount of light available in a room etc. controls the flasher. It could be set up in a darkroom situation to indicate whether or not it is safe to enter.

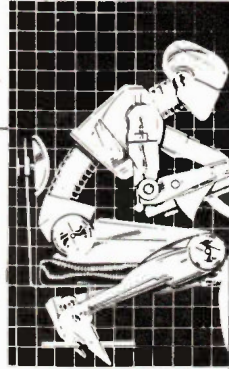
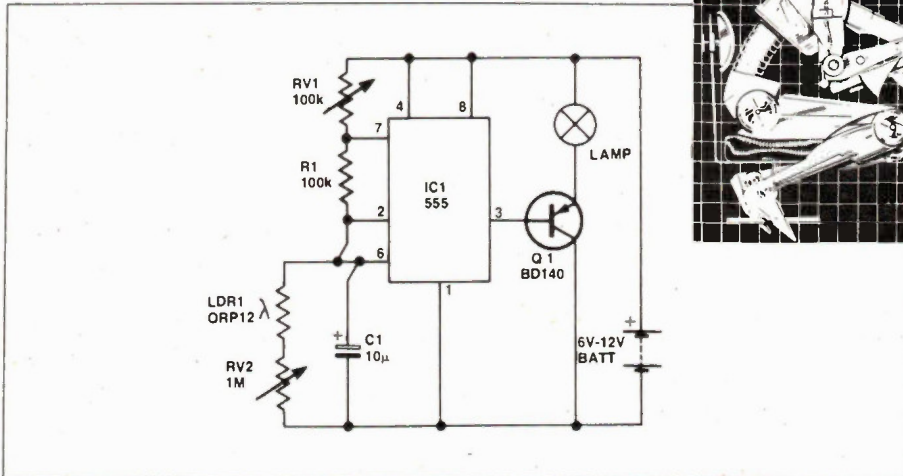
In a lit room situation, RV2 is adjusted to keep voltage at pins 2 and 6 of IC1 just below 2/3 Vcc. When the lights are turned dimmed or turned off, the resistance across the LDR increases until pin 6 sees 2/3 rail voltage and the 555 begins to operate flashing the light via Q1.

When the lights are turned on the opposite occurs and C1 is effectively shorted out, stopping the 555.

The prototype, using a 6V battery, flashes every 1 to 2 seconds. Current consumption in a "lights on" situation is about 2.4mA. Operating current depends on the type of bulb used. When the lights are on, RV2 holds pins 2 and 6 at 3.8V.

Any suitable PNP, high power, 80 VCE * 3A transistor should do fine for Q1. The LDR can be any garden variety type providing that voltage ratings are taken into consideration.

All components except the LDR and the light-bulb will fit on a PC board only 25mm square. The LDR is not affected by the operation of the light-bulb and they may be mounted side by side.



Second to None!



Hitachi Denshi

V1070A 100MHz, 4 channel, delay,	
CRT readout	\$3398.00
V1050 100MHz, 2 trace, delay	\$2460.00
V650 60MHz, 2 trace, delay	\$1878.00
V423 40MHz, 2 trace, delay	\$1619.00
V223 20MHz, 2 trace, delay	\$1283.00
V422 40MHz, 2 trace, DC offset	\$1497.00
V222 20MHz, 2 trace, DC offset	\$1107.00
V212 20MHz, 2 trace	\$ 938.00
V680 60MHz, 3 channel, delay, cursors	\$2525.00

Prices subject to change without notice. F.O.B. Woodbridge, F.S.T. included, shipping extra.

10% Off With This Coupon

Catalogues available upon request.

Mail Order: Cheque, Money Order, Certified Cheque, Visa. Ontario residents add 7% PST.

Credit Card Orders: Include card no., name on card, expiry date, signature.



Masuko International Corporation
ELECTRONICS DIV.

50 Alex Avenue, Unit 2, Woodbridge, Ontario L4L 4K6
416-851-7764, 1-800-387-5881

Circle No. 19 on Reader Service Card

LIQUID CRYSTAL DISPLAYS



- Large 45x57mm character size 5x7 Dot Matrix LCD single digit display unit, built-in driver with memory, Serial Data Input/Output, can be cascaded into row configuration, available in various colours. ..\$19.95
- Programmable LCD moving message display board\$399.00



- Standard and custom design LCD's available with fast lead time for prototype and production runs. Our engineering facility provides technical support to interface LCD's into your products.

For more information please call or write:

ALL-CRYSTAL DISPLAYS

237 Lauzon Road, Windsor, Ontario, N8S 3L7

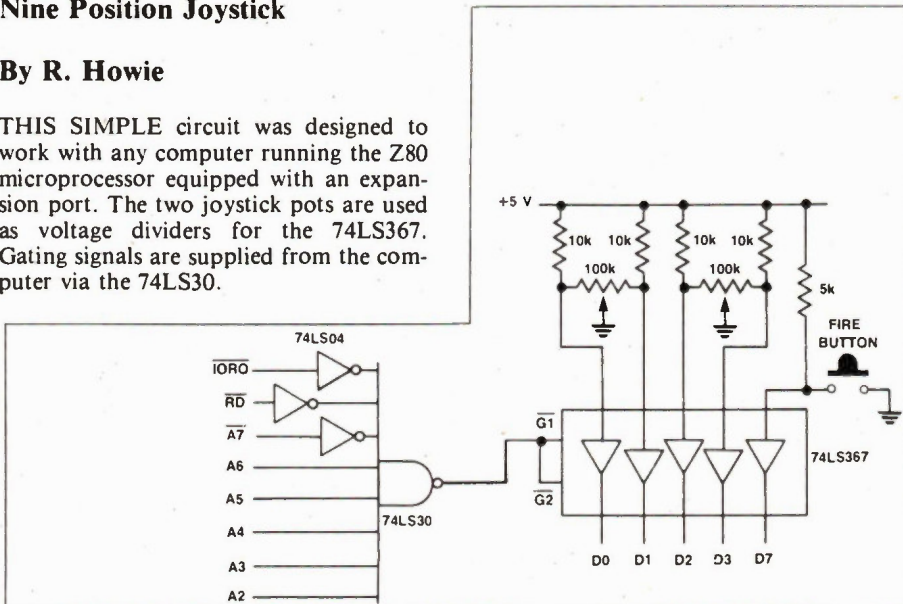
Tel: (519) 948-7225 Telex: 064-77624 WND

Circle No. 20 on Reader Service Card

Nine Position Joystick

By R. Howie

THIS SIMPLE circuit was designed to work with any computer running the Z80 microprocessor equipped with an expansion port. The two joystick pots are used as voltage dividers for the 74LS367. Gating signals are supplied from the computer via the 74LS30.



Continued on page 44

**316 College St.
Toronto, Ontario M5T 1S3**

**Toll Free Orders Only
1-800-387-1385
(416) 928-2161**

KEYBOARDS

- (A) 5150 Style, 83 Keys, Std Layout, uses the long lasting Cherry Sw, IBM[®] Comp. **\$109.00**
- (B) 5151 Style, 105 Keys, Keytronic 5151 layout. Cherry Sw. IBM[®] Compatible **\$139.95**
- (C) 5160 Style, AT[®] compatible, with 83 keys by Cherry, 5150 layout **\$159.95**
- (D) 5161 Style, AT com, but 5151 layout **\$189.95**
- (E) AES DATA Keyboard, Par ASCII and Serial but not IBM. Runs Apples[®] very good general use ASCII keyboard **\$ 24.95**
- (F) APPLE NUMERIC BASIC FUNCTION, II+ **\$ 69.95**
- (G) APPLE STANDARD BASIC FUNCTION, II+ **\$ 69.95**
- (H) APPLE DETACHED II+, NUMERIC FUNC. **\$149.95**
- (I) FOX 2001 Internal keyboard, Iie **\$ 69.95**
- (J) FOX 2001 External keyboard, Iie **\$139.95**

CASES

XT[®] CASE WITH AT[®] LOOK

- (A) Standard 8 slot hinged case XT[®] case. Fits side or back power supply (Specify) Has much heavier metal than competitors for stability, takes 1-4 1/2 sized drives and fits very well **\$79.95**
- (B) Same as above, but the front looks like an AT case, with switch for KB and LEDs on front (picture) **\$89.95**
- (C) ABS numeric case for II+ **\$49.95**
- (D) ABS case for FOX 2001 **\$49.95**
- (E) Hard drive box, holds 1 full sized or two 1/2 sized hard drives, good for portable tape backups as well **\$59.95**
- 40 Watt power supply for the above **\$59.95**
- 60 Watt power supply for the above **\$79.95**

QUME DRIVES

- (A) Yes we have the drives that IBM bought for their own use, complete with the IBM[®] logo right on them. Brand new DS/DD 1/2 Height drives **\$129.00**
- (B) Panasonic drives, very quiet, as above but no logo, DS/DD 1/2 Height **\$165.00**
- (C) Toshiba drives, noisier than above, but cheaper, no logo, DS/DD 1/2 Height **\$159.00**
- (D) Seagate 20 Meg hard drive with Controller, 1/2 height **\$699.00**
- (E) Seagate 20 meg drum only **\$549.00**
- (F) Controller only **\$169.00**

GRAY SCALE ADAPTER

As you know the IBM colour graphics card does not look very good on a monochrome monitor. This is because often two colors look the same on monochrome so you cannot read red print on a blue background or some such. This little gray scale proportionately scales each color into a different intensity allowing easy viewing on amber, green or white monitors. We sell it as a kit for only **\$19.95** or wired and tested (with cable) **\$24.95**

BOOKS

- Running MS DOS **\$26.95**
- PC DOS & MS DOS **\$25.95**
- Everyman's Data Base Primer **\$26.76**
- Advanced Programmers Guild **\$36.00**
- Using Turbo Pascal **\$26.80**
- Variations In "C" **\$27.50**
- Lotus guide to Learning 123 **\$26.95**
- Intr to Turbo Pascal **\$21.00**
- 1,2,3 Financial Macros **\$25.95**
- 1,2,3 Macro Library **\$25.95**
- MS-DOS Users Guide **\$26.50**
- Your IBM PC **\$27.10**
- Programming In "C" **\$36.10**
- Beneath Apple DOS **\$26.70**
- Apple Works **\$16.00**
- The Lotus Guide to Learning Symphony **\$32.15**
- IBM PC Users ref man. **\$32.95**
- Apple IIe Tech ref man **\$32.95**

MODEMS

- GVC INTERNAL 300/1200 **\$325.00**
- GVC EXTERNAL 300/1200 **\$325.00**
- SMARTMODEM 300 **\$249.00**
- SMARTMODEM 1200 **\$649.00**
- SMARTMODEM 2400 **\$995.00**

* Note: The terms, IBM, XT, AT, PC are registered trademarks of International Business Inc.

WIRED CARDS FOR IBM[®]

- (A) 384K RAM card, 3/4 size for 384K of 64K DRAM. Wired and tested with OK **\$ 79.95**
Bare PCB and assembly data **\$ 19.95**
- (B) 576K RAM card, 1/2 size for 576K of 256K DRAM. Wired and tested with OK **\$ 59.95**
Bare PCB and assembly data **\$ 14.95**
- (C) KRAM card, a clone of the JRAM-2 card for 2 MBYTE of 256K DRAM. Runs all software 100% compatible, W & T with OK **\$169.95**
Bare PCB and assembly data **\$ 34.95**
- (D) COLOR GRAPHICS, A PERSYST clone, runs all software and our one has grey scale O/P & color comp and TTL RGB, W & T **\$125.00**
- (E) MONO GRAPHICS, A hercules clone, runs all software and has parallel centronics printer as well, W & T **\$139.95**
Bare PCB and assembly data **\$ 24.95**
- (F) 384K/MULTIFUNCTION card, exact copy of AST SIXPACK, Ser, Par, Clock, Cal, Game I/O with software and ports, W & T, OK. **\$149.00**
Bare PCB and assembly data **\$ 24.95**
- (G) DISC CONTROLLER, runs 1.4 drives has newest 9216 data separator with cables wired and tested **\$ 59.95**
Bare PCB and assembly data **\$ 12.95**
- (H) DISC + I/O Card, A very nice new card with disc controller plus AST sixpack on board without any RAM. Ideal for the new 640K motherboards, Ser, Par, Clock, Cal, Game, software and ports, W & T **\$174.00**
- (I) 10+2, An AST SIXPACK with no RAM, has Ser, Par, Clock, Cal, Game and software and ports, W & T **\$129.95**
Bare PCB and assembly data **\$ 19.95**
- (J) PRINTER, Centronics, Std parallel printer, 1/4 size, W & T **\$ 39.95**
Bare PCB and assembly data **\$ 12.95**
- (K) SERIAL, std serial card, two ports 1/2 sized, W & T **\$39.95**
Bare PCB and assembly data **\$ 12.95**
- (L) CLOCK/Calendar, A 1/4 sized card for these two functions, with battery **\$39.95**
Bare PCB and assembly data **\$ 12.95**
- (M) GAME, card, A 1/4 sized card with 2 std game ports on it, W & T **\$ 39.95**
Bare PCB and assembly data **\$ 12.95**
- (N) EXTENDER, and 6" extender board for easy access for service **\$ 14.95**
- (O) PROTOTYPE, full sized with all WW area and a DB25, DB9 footprint **\$ 24.95**
- (P) RAM/PROTOTYPE, Full size with 256K/1M RAM area for 64K/256K DRAM at end with DB25 and DB9 footprint **\$ 29.95**


KRAM SOFTWARE

A complete manual of operation with application notes, theory and schematic. Includes a disk of software for RAM Disk use.
Manual & Diskette **\$19.95**

PRINTERS

- ROLAND PR1212A **\$575.00**
- PR1011 **\$375.00**
- PR2022 **\$645.00**
- OLYMPIA NP **\$475.00**
- RO **\$545.00**

IBM COMPATIBLE SYSTEMS



- XT 4.77 MHZ **\$869.00**
- XT 8 MHZ Turbo **\$949.00**
- XT 8 MHZ 4 Layer Turbo **\$999.00**

What a deal, the best deal at the best price in town for high quality well tested systems. All systems have a legal BIOS, are fully wired and burned in for 24 hours. All our turbos are the hardware switch variety for full software compatibility.

- 640K Motherboard
 - 1 DS/DD 360K 1/2 Ht.DD
 - 1.4 DD Controller
 - Keyboard
 - Colour Graphics Card
 - Free software
 - 256K RAM on board
 - 8 XT slots
 - Flip top case
 - 150 Watt power supply
 - All cabling & 24 hr. Test and burn-in
- To upgrade the system to your choice please select from these options.
- Monochrome graphics card Add \$ 69.00
 - Ser/Par/game/clock/calendar **Add \$125.00**
 - Printer card **Add \$ 45.00**
 - Serial card **Add \$ 49.00**
 - Second drive **Add \$150.00**
 - KRAM CARD, OK **Add \$179.00**

640K XT MOTHERBOARDS

We now have several kinds of 640K motherboards with all the attributes of the "REAL" thing and a few extra ones. All have 8 XT slots and are exact XT size, with 8087 socket and 100% software compatibility. The extras are the use of 256K DRAMS for up to 640K on board and the 8 MHZ turbo boards. There are two kinds of 8 MHZ turbo, 2 layer and 4 layer, referring to the number of layers of circuitry that are used. A 2 layer board has a top and bottom layer of traces and is adequate for most users. The power, ground, and signal traces share each side. A 4 layer board has 2 external layers of traces on top and bottom and two extra layers in the middles. Usually the power and ground use the 2 internal layers and the signals are on the 2 outside layers where they are much more accessible and because the power and ground are not on that layer they are much less crowded so they are larger and have less resistance for less error and are shielded by the proximity of the large area of power and ground in the inner layers (called a ground plane) IBM uses a 4 layer board, so does COMPAQ, AT&T, NCR, PLESSEY and most others because they are ROCK SOLID RELIABLE. We did not sell them before as the 4 layer boards were much more expensive in the past. However we have found a very good 4 layer board at a cost effective price, and we are giving you the best deal we can.

- TURBO 8MHZ 2 LAYER**
- SME-XT Wired, 3Hr Burn-In **\$249.00**
 - SME-XT Wired, no IC's at all **\$ 99.00**
 - SME-XT, Bare PCB and data **\$ 34.95**

- TURBO-8MHZ 2 LAYER**
- SME-XT B Wired, 3 Hr Burn-in **\$249.00**
 - SME-XT-B Wired, no IC's at all **\$129.00**
 - SME-XT-B, Bare PCB and DATA **\$ 39.00**

- TURBO-8 MHZ 4 LAYER**
- SME-XT-4L, Wired, 3 Hr Burn-in **\$299.00**
 - SME-XT-4L Wired, no IC's at all **\$149.00**
 - SME-XT-4L, Bare PCB and DATA **\$ 79.00**

All boards come with book and parts list, the wired with OK have legal BIOS included.

APPLE WIRED CARDS

- Applecard **\$149.00**
- 80 Column **\$ 59.00**
- 80 Column with softswitch **\$ 69.00**
- Grappler **\$ 49.00**
- Cable above **\$ 19.95**
- 16K **\$ 39.95**
- 128K(OK) **\$ 55.00**
- 128K(64) **\$ 99.00**
- 128K(128K) **\$149.00**
- Drive Cont. **\$ 49.95**
- Z-80 **\$ 45.00**

8087 CO-PROCESSOR

Now Only \$169.00

At last NEC has copied the Intel 8087 math Co-Processor. It was the last of the high priced parts to drop in price. We sell it with a diskette full of public domain programs for only \$169.00

MAIL ORDERS. We accept VISA, MC, AMEX, credit cards, Money orders, cheques (2 weeks wait) are also OK Minimum packing and handling fee \$5.00 or 5%, whichever is larger. The only COD we use is via CANPAR (Add \$4.00 COD fee) or motor freight. We do not use postal COD at all. All Ont. res. and 7% All prices are subject to change without notice. Returns are subject to a 20% restocking charge.

FEEWARE

Feeaware?? It is public domain software that we have collected into volumes and are offering out at a fair price considering the gathering effort. You can do what you like with it. Set up your own resale operation in your area etc. What we offer is two sets of 4 diskettes with each set covering a general area of interest.

- SET A - Communication oriented **\$24.95**
 Full Modem package 1200/300 Baud + Word processor + Keyboard Macros + Desktop environment + Help + DOS utilities + Copy programs + Many other small routines too detailed to list here.
- SET B - Data Base package **\$24.95**
 Spreadsheet + Printer utilities + File utilities + Help + Games + Data Base + "C" Compiler + Language utilities + Many other small routines too detailed to list here.

MEMORY FLASH

- 64K-200Ns DRAM **\$ 2.49**
 64K-150Ns DRAM **\$ 2.49**
 256K-150Ns DRAM **\$6.50**
 Set of 941256 **\$48.00**

CONNECTORS DB SERIES

- DB-25 M solder **\$1.95**
 DB-25 F solder **\$1.95**
 DB-25 M IDC, Flat cable **\$3.49**
 DB-25 F IDC, Flat cable **\$3.49**
 DB-25 M Right angle PCB **\$2.99**
 DB-25 F Right angle PCB **\$2.99**
 DB-25 Shell **\$.99**
 DB-15 M solder **\$1.35**
 DB-15 F solder **\$1.35**
 DB-15 F IDC, flat cable **\$2.49**
 DB-15 M right angle PCB **\$1.49**
 DB-15 F right angle PCB **\$1.49**
 DB-15 Shell **\$.99**
 DB-9 M solder **\$1.35**
 DB-9 F solder **\$1.35**
 DB-9 M right angle PCB **\$2.50**
 DB-9 F right angle PCB **\$2.50**
 DB-9 Shell **\$0.75**

FLAT CABLE

- 50 Pin Edge C, 8" drive **\$5.95**
 40 Pin Edge C, **\$4.95**
 34 Pin Edge C, 5-1/4" drive **\$2.95**
 20 Pin Edge C, Hard drive **\$1.95**
 34 Pin Fem header 17 x 2 **\$1.95**
 26 Pin Fem header 13 x 2 **\$1.49**
 20 Pin Fem header 10 x 2 **\$.99**
 16 Pin Fem header 8 x 2 **\$.99**
 16 Pin DIP header **\$.99**
 10 Pin Fem header 5 x 2 **\$.99**

CENTRONICS

- 36 Pin solder cable male **\$4.95**
 36 Pin Flat cable male IDC **\$4.95**
 36 Pin Flat cable female **\$4.95**
 S-100 Edge Connectors **\$.99**

CLASSIC 286 SPEED PAK

An 8MHz 80286 Accelerator board for the IBM XT.

- Runs 33% faster than Standard AT.
- Runs AT Programs, DOS 2.1, 3.0, 3.1 OK.
- Optional 80287. Fully supported on board.
- Full XT hardware/Software compatible.
- 1 Megabyte RAM on board (Expanded to 16m)
- High Speed BIOS (16 bit) supplied.

We have tried this card and it really works well, especially on PC Board layouts, large DBase files, and CAD/CAM applications.

- Classic 286 Speed Pak **\$1695.00**
 Optional 80287 (8MHz) **\$ 389.00**

FANS FANS FANS

Great little fans for cooling fire's computers etc. Based on the 4.25" and 3.25" standard muffin sizes.

- 4.25" 110 VAC **\$14.95**
 4.25" 12 VDC **\$18.95**
 3.5" 110 VAC **\$14.95**
 3.5" 12 VDC **\$18.95**

APPLE PCB NEW LOW PRICE

GROUP 1 **\$7.00 Each**

DISC DRIVE CONTROLLER, PIA CARD, EPROM, SAM, WILD, RS-232, COMMUNICATIONS.

GROUP 2 **\$9.00 Each**

GRAPPLER, 80 COLUMN, 80 COLUMN SOFT SWITCH, Z-80, RGB, APPLECARD 128K ADD-ON.

GROUP 3 **\$11.00 Each**

SSM MODEM, THUNDER CLOCK, APPLACARD, APPARAT EPROM CARD, 16K, 128K.

HOLIDAY PAK

HOLIDAY PAK has Turbo Pascal, Turbo Toolbox and Turbo data base for only **\$125.00**

JUMBO PAK

JUMBO PAK has all the great turbo packages in one, Pascal, Lightnin, Graphics, Tutor, Toolbox, Game-works for the great price of **\$245.00**

DISKETTES

- FUJI
 5.25" SSDD **\$19.95**
 5.25" DSDD **\$25.95**
- MAXELL
 5.25" SSDD **\$21.95**
 5.25" DSDD **\$31.95**

- DYSAN
 5.25" SSDD **\$21.95**
 5.25" DSDD **\$31.95**

- GENERIC
 5.25" SSDD **\$13.95**
 5.25" DSDD **\$15.95**

- MAXELL
 3.5" MF1DD **\$32.95**
 3.5" MF2DD **\$54.95**

- FUJI
 3.5" MF1DD **\$30.00**
 3.5" MF2DD **\$52.95**

APPLE DRIVE

A great half height Apple drive, very quiet, all set to go, just hook up to your disc Controller and run **\$179.95**
 Controller (2 Drive) **\$ 49.95**

SOLAR CELLS

Silicon Solar Cells Rectangular, high efficiency

SOLAR CELLS. These square polycrystalline silicone solar photovoltaic cells have many uses from car top battery chargers, sony walkman power supplies, calculators, radios, nicads, etc. Each cell has an open circuit potential of 0.5 volts that is area independent, and a short circuit current that is area dependent, see list.

- (A) 4" x 4" (1 Amp) **\$9.95**
 (B) 4" x 2" (0.5 Amp) **\$6.95**
 (C) 4" x 1" (0.25 Amp) **\$3.95**
 (D) 2" x 2" (0.25 Amp) **\$3.95**

PRINTERS

- ROLAND
 PR1212A **\$575.00**
 PR1011 **\$375.00**
 PR2022 **\$645.00**
- OLYMPIA
 NP **\$425.00**
 RO **\$475.00**
- CITIZEN
 MSP 10 **\$450.00**

HARD DRIVE BOX




This nicely made box is ideal for externally mounted hard or floppy drives. It has space for one full height or two half height drives and power supply space at rear. This is a well made and rugged units for only **\$59.95**.

SOLDERLESS BREADBOARD

Solderless prototyping boards are the best way to quickly breadboard up a circuit. The holes are made especially for IC's, resistors, and other small parts with 22-28 gage wire leads, takes WW pins too.



- WB-106 **\$42.95**
 3 IC strips, 5 power strips
 4 Binding posts, Aluminum plate
 WB-104-3 **\$29.95**
 2 IC strips, 1 power strip
 2 Binding posts, aluminum plate



- WB-108 **\$59.95**
 4 IC strips, 7 power strips
 4 Binding posts, aluminum plate
 WB-104 **\$33.95**
 2 IC strips, 4 power strips
 2 Binding posts, aluminum plate.



6850 MIDI Source Book for IBM®

This source book gives all the details needed to build, troubleshoot and program our new 6850 MIDI card for the IBM. Book/Includes diskette **\$19.95**

6850 MIDI interface for IBM®

New card for MIDI interface to PC/XT computers. 1 i/p, 3 o/p. Full data provided for software composition. Also with external QUAD MIDI connector board for easy use.
 Bare Interface Board **\$ 18.95**
 Quad connector Board **\$ 9.95**
 Assembled & tested with Quad **\$119.00**

6850 MIDI source book for Apple

An in-depth book on MIDI in general, and building, trouble shooting, and programming the 6850 MIDI interface for the Apple. Book/Includes diskette **\$19.95**

Advanced 6850 MIDI interface for Apple with drum and tape synch.

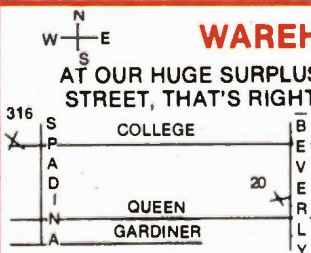
This card is an advanced version of the card described above. It maintains the same compatibility in software and offers the added features of external drum synch to control pre-MIDI drum machines and also offers the ability to synch tape recorders to MIDI.
 Bare Board **\$16.00**
 Assembled and Tested **\$69.00**

Standard 6850 MIDI interface for Apple®

This interface provides MIDI in and out connections allowing control and programming of external synthesizers and drum machines through software by the popular Apple® and its many imitators.
 Bare Board **\$16.00**
 Assembled and Tested **\$69.00**

WAREHOUSE SALE

AT OUR HUGE SURPLUS WAREHOUSE AT 20 BEVERLY STREET, THAT'S RIGHT AT QUEEN AND BEVERLY ST.



(416) 977-0520
COME ON OVER

WE HAVE THOUSANDS OF ITEMS FOR SALE, ALL KINDS, OF POWER SUPPLIES AND CONNECTORS, ETC ETC, ALL THE SAMPLES WE HAVE LEFT OVER FROM THE APPLE CLONE ERA, ALL THE DEFECTIVE GOODS THAT WE DO NOT WANT TO REPAIR. ALL AT LOW LOW PRICES FOR THE HOBBYIST.

Marine Security Alarm

THE PROJECT described here is an inexpensive, easily built and expandable safety and security system for boats. It will warn the operator of abnormal engine conditions such as coolant overheating, blocking of water flow to the engine, high oil temperature and other engine hazards. It serves as a warning center for smoke, fire, fumes or a leaking hull; it also doubles as a standby security system whether the owner is on board or away from the boat.

Circuitry for the Central Control Unit (CCU) is simple using the familiar 339 comparator and a few inexpensive transistors and resistors. It can be built with as few or as many sensor inputs as are needed. It therefore suits the smallest power boat to the largest cruiser. Fig. 1 is a block diagram of the system, showing only one sensor input channel and the common display and warning blocks.

An expandable safety and security system for your boat, houseboat, or cruiser.

BY Harold Wright

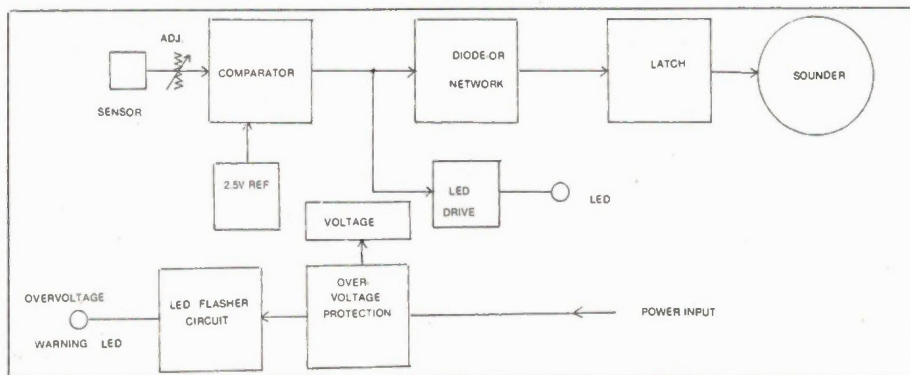


Fig. 1 Block functional diagram.

How It Works

Sensors throughout the boat monitor various functions and conditions and provide output voltages in the positive going direction. These are adjusted to their critical value and applied to the non-inverting inputs of LM339 quad comparators. If a dangerous condition develops, as detected by one of the sensors, the output voltage rises high enough to exceed the comparator reference voltage, turning the comparator on. The resulting high at the comparator output lights an LED indicator and latches an SCR to drive an audible warning.

Fig. 2 shows the schematic diagram for the CCU. Eight inputs are shown wired and the basic board can accommodate a total of twelve inputs. Addition of a second board allows the system to handle up to twenty-four inputs in multiples of four. In a large cruiser the number of inputs can easily reach and even exceed twenty-four. We will follow the operation through input Channel 1.

Input voltage from the sensor is applied to R2, a 50K multiturn trimmer. This provides fine adjustment of the trip point because all the sensors will not necessarily provide the same output voltage to indicate a dangerous condition. The adjusted voltage from R2 is connected through R10 to pin 5 of comparator IC1. The inverting input (Pin 4) is connected to IC3, an LM336Z, 2.5 volt stable reference; this integrated circuit behaves much like a zener diode. IC3 provides a common reference for all the comparators. The Channel 1 comparator turns on Q9 through diode D10. Diode D10 is part of a diode-OR circuit connected to all the comparator outputs. When Q9 turns on, its emitter goes high, turning on SCR1 which in turn drives

the warning sounder. Each comparator also drives a transistor (Q2 for Channel 1) to provide an interface for the channel LED indicator. The diode-OR network is a simple way to tie all the comparator outputs to the base of Q9 and has the advantage of allowing infinite expansion without complications.

Switch S2 gives a choice of alarms. Either a Sonalert or similar sounder at the Captain's berth, at the CCU or both, or a heavy duty relay to drive a loud siren or klaxon. Ry 2 is mounted off the circuit board and must be equipped with a diode across the coil to protect the electronics from the back EMF generated when the resetting of the SCR interrupts the relay coil current abruptly. The normally-closed push button switch S3 is the re-set button for both modes of operation.

Because most of the comparator input voltages will be slow-rising, feedback is used to provide hysteresis or 'snap' action during turn-on. This avoids oscillations that may occur with slow-rising input voltages. For Channel 1 the feedback resistor is R18 and R25 is the pull-up resistor. When a sensor output trips a comparator, one LED lights to show where the emergency exists. At the same time SCR 1 is latched, sounding the alarm.

The voltage input to the CCU from the battery/alternator system can vary from 12.6 volts to as high as 14.5. To take these variables into account, the CCU and the sensor circuitry are powered through IC4, a standard three terminal adjustable 1.5 amp voltage regulator. R60 and R61 are 5% resistors in parallel to provide close to the required resistance of 1680 ohms. This will set the output very close to 10 volts. The regulator will hold to this voltage whether the engine is running or stopped.

IC6 is a protective device to shut down the system and initiate an alarm should the regulator fail, allowing the alternator to run wild. IC6 has an adjustable trip point set by R57, and should be set to trip at 16 volts. The protective system is also a warning of alternator/battery trouble that could cook the battery plates or damage other electronic equipment that might be installed in the boat. A runaway alternator can generate voltages as high as 22 volts.

If IC6 trips, pin 8 goes high, turning on SCR 1. This energizes Ry 1, breaking the power input line to the CCU. The second relay contact closes supplying power to the LM3909 flasher IC. This IC flashes a red LED on the front panel to warn the operator that the protective system is disabled and that a problem exists in the engine room. C1 delays the trip point slightly to prevent false alarms caused by transients. The GE-MOV varistor across the power input line assists by absorbing many of the transients. The varistor is desirable even if the protective IC were not used, because transients can cause false triggering of the SCRs. Automobile and boat engine electrical systems are notorious generators of transients. After the system is installed and there are still too many false alarms, it is usually an indication that your boat's electric system is in need of a tune-up or overhaul. If a tune-up does not overcome the problem, the value of C1 may need to be increased. In the prototype a value of 0.01 μ F was used to give a delay of 0.10 ms. Increasing this capacitor to 0.10 μ F would produce a delay of 1.0 millisecond. Other values and delay times can be extrapolated between these two. Switch S4 is the normally closed push button for re-setting SCR1.

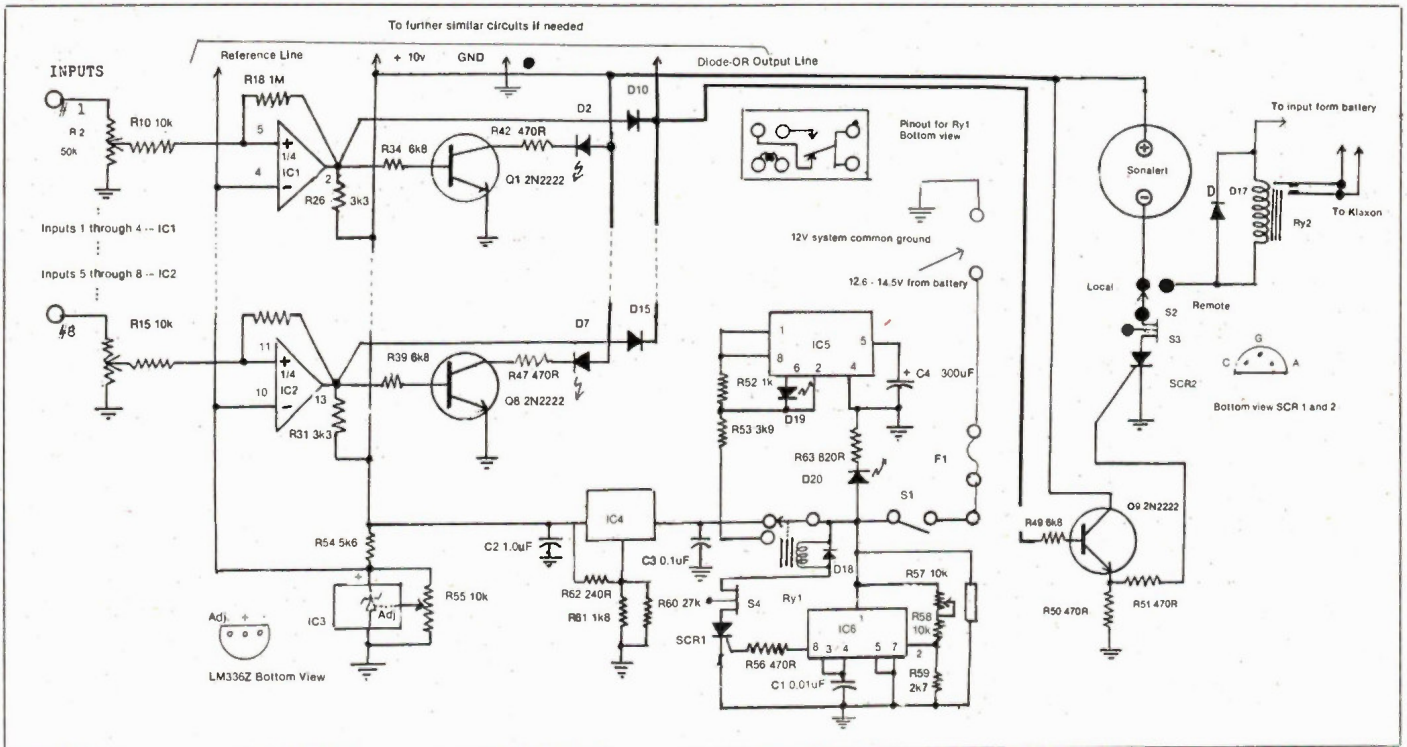


Fig. 2 Schematic diagram of the CCU.



DAVE WONG Pres

ASSEMBLE YOUR OWN PC & SAVE \$\$\$

COMPLETE AT SYSTEM:

Dual Speed (6/8MHz), 80286 CPU (80287 Optional), 6 16-bit & 2 8-bit I/O Slots, RAM Expandable to 1M, Clock, Phoenix BIOS, CGA, 1.2Mb Disk Drive, Hard Disk Controller, Printer & Serial Ports, 192-watt Power Supply, 5160 Keyboard, Case, Assembled, Tested., 1-Year Warranty
..... **\$2899.00**

AT COMPONENTS:

AT MOTHERBOARDS
Dual Speed (6/8MHz), 80286 CPU (80287 Optional), 6 16-bit & 2 8-bit Slots, Expandable to 1Mb, Clock, Phoenix BIOS, OK **\$1299.00**

FLOPPY-HARD DISK CONTROLLER
IBM AT-Compatible, 360K/1.2M Floppy & Hard Disks **\$599.00**

2.5Mb MULTI-FUNCTION CARD **\$329.00**

2.5Mb RAM Expansion, Printer, 2 Serial Ports, OK **\$125.00**


PARALLEL & SERIAL PORTS CARDS **\$125.00**

KEYBOARD: 5160-type AT Keyboard **\$239.00**

POWER SUPPLY: 192-watt Slide Switch **\$139.00**

CASE: IBM AT-style Sliding Case **\$139.00**

DRIVES:
1.2Mb 1/2-Height Floppy Disk Drive **\$269.00**
CDC WREN HARD DISK, Voice Coil, Park/Lock Head **\$1199.00**
Ultra Fast Access (20ms), 20Mb Capacity **\$1499.00**
30Mb Capacity **\$1899.00**
30Mb Capacity **\$1899.00**
80Mb Capacity **\$2599.00**



XT SYSTEMS:

COMPLETE STARTER KIT:
4.77MHz, 8088 MPU (8087 Optional), Phoenix BIOS, Hardware Reset, 8 IBM-comp. I/O Slots, 256K RAM Expandable to 640K, Panasonic or Mitsubishi Disk Drive, Printer Port, Color Graphics Adapter, 135-watt CSA Approved Power Supply, 5150 Keyboard, Flip-top Steel Case **\$899.00**

COMPLETE PRO XT KIT:
4.77MHz, 8088 MPU (8087 Optional), Phoenix BIOS, Hardware Reset, 8 Expansion Slots, 640K RAM, Color Graphics Adapter, 2 Panasonic or Mitsubishi Disk Drives, Printer, Serial & Joystick Ports, Clock/Calendar, 135-watt CSA Approved Power Supply, 5150 Keyboard, Flip-top Case **\$1199.00**

COMPLETE TURBO XT KIT:
Dual Speed (4.77/8MHz), 8088-2 MPU (8087 Optional), 640K RAM, Phoenix BIOS, Hardware Reset, 8 Slots, Printer, Serial & Joystick Ports, Clock, Color Graphics Adapter, 2 Panasonic or Mitsubishi Disk Drives, 135-watt CSA Approved Power Supply, 5150 Keyboard, Flip-top Case **\$1249.00**

XT COMPONENTS

MOTHERBOARDS:
XT: 640K Board, Phoenix BIOS, Hardware Reset, OK **\$259.00**
TURBO: 4.77/8MHz, Phoenix BIOS, Reset, OK **\$325.00**

VIDEO ADAPTERS:
MONOCHROME GRAPHICS ADAPTER
Hercules-Comp., Printer Port, Runs Lotus **\$139.00**
COLOR GRAPHIS ADAPTER
IBM-Comp., Composite (Mono & Colour) & RGB Outputs **\$115.00**
DUAL MODE GRAPHICS ADAPTER
Genoa Spectrum-Comp., Monochrome/Colour Graphics **\$329.00**
ENHANCED GRAPHICS ADAPTER
100% EGA-Compatible, 256K Video RAM, Flicker-free **\$549.00**

EXPANSION CARDS:
DISK DRIVE CONTROLLER w/Cable **\$ 59.00**
384K MULTI-FUNCTION CARD - OK 384k RAM Expansion, Printer, Serial & Game Ports, Clock, Ram Disk & Print Spooler Software, OK **\$159.00**
MULTI-FUNCTION DISK I/O Disk Controller, Printer, Serial (2nd Optional) & Game Ports, Clock, Ramdisk & Printer Spooler **\$ 159.00**
PARALLEL PRINTER ADAPTER **\$ 39.00**
SERIAL COMMUNICATION ADAPTER **\$ 55.00**

KEYBOARDS: 5150 Enhanced 84-key IBM-type **\$ 99.00**
5151 Keyboard w/Cursor Pad **\$139.00**

POWER SUPPLY: CSA Approved 135-watt **\$149.00**
CASES: Flip-top Steel Case, Side Switch **\$ 59.00**

DRIVES:
Panasonic or Mitsubishi 360K, DS/DD 5 1/4" Disk Drive **\$189.00**
20Mb SEAGATE Hard Disk w/WDC Controller **\$799.00**
MODEM: External 1200 Baud, Hayes-Compatible **\$299.00**

MONITORS:
12" DUAL MODE SMART MONOCHROME TTL/RGB compatible **\$185.00**
14" RGB MONITOR, 0.39 Dot Pitch, Green/Amber Modes **\$529.00**


GUARANTEE:

- Latest Technology
- Min. 48hr. Burn-in
- Tested Before Shipping
- Prompt Service
- Warranty: 90 Days Parts/Kits
1-Year Systems

ORDER NOW TOLL FREE: 1-800-663-KITS
BUY WHERE DEALERS & SMART BUYERS BUY

CompuKits
4320 Fraser St.
VANCOUVER B.C. V5V 4G3
(604) 879-9288




1985 World Satellite Almanac

\$56.95

more than 500 pages
over 350 maps,
charts & tables

NOW... ALL THE WORLD'S
SATELLITES ILLUSTRATED,
FOOTPRINTED, INDEXED
AND ANALYZED IN ONE
AUTHORITATIVE SOURCE.

**Technical Data
Never Before Seen in Print**



Troubleshooting & Repairing Satellite TV Systems

\$27.95

400 pages
351 Illustrations

A COMPREHENSIVE SERVICING
GUIDE ON SATELLITE SYSTEMS
FOR PROFESSIONAL
TECHNICIANS AND OWNERS.

**Schematics and Repair
Tips on 43 Different
Model Devices**

Meints-Shuster

400 BOUL. ROGER PILON
DOLLARD-DES-ORMEAUX
QUEBEC CANADA H9G 2K2

YES! please send me:

_____ copies of the 1985 World Satellite Almanac
_____ copies of the Troubleshooting & Repairing
Satellite TV Systems

NAME _____ POSITION _____

COMPANY _____

ADDRESS _____

CITY _____ PROV. _____ POSTAL CODE _____

AMOUNT ENCLOSED \$ _____ (ADD \$3.00/BOOK FOR SHIPPING)
MAKE CHEQUE OR MONEY ORDER (CDN. FUNDS) PAYABLE TO:

Meints-Shuster

400 BOUL. ROGER PILON,
DOLLARD-DES-ORMEAUX
QUEBEC CANADA H9G 2K2 ALLOW 3 WEEKS FOR DELIVERY

**SORRY
UNABLE TO BILL**

Circle No. 24 on Reader Service Card



DataPerfect

A Division of RAITRONICS LTD.

AT STARTER KIT

512K MEMORY (1MB)
8 SLOTS
1.2 Mb FLOPPY / HO CARD
COLOR GRAPHIC CARD
KEYBOARD
BATTERY BACKED CLOCK

\$2895.00

XT STARTER KIT


256K MEMORY (640 M/B)
8 SLOTS
1 DRIVE (360K)
COLOR GRAPHIC CARD
KEYBOARD

\$795.00

FULLY HAYES COMPATIBLE

300/1200 SMART MODEM
AUTO DIAL/AUTO ANSWER
AUTO SPEED SELECTION
SPEAKER/VOLUME CONTROL
RS232 CABLE

\$199.00




1 year warranty

XT™ PORTABLE CASE

PRICE INCLUDES
CASE, FULL SIZE
KEYBOARD,
9" MONITOR,
135 WATT P.S.

\$650.00



APPLE IIe COMPATIBLE

128K MEMORY
\$439.00

TERMS: M/C, VISA,
M.O., C.O.D.
Add 5% Shipping
\$2.00 Handling

207 WEST 6th AVE.,
Vancouver, B.C., CANADA V5Y 1K7

604-875-0207

Circle No. 25 on Reader Service Card

TURBO XT* COMPATIBLE Only \$799

System includes

- 256K memory with turbo CPU
- 1 360K DSDD Drive with controller
- Colour, Graphics/or Monochrome Display Card
- Case, Keyboard, 135 Power Supply
- 120 Day Warranty

PC/XT* EXPANSION PRODUCTS

	Retail Price
Japanese Main Board 8 slot (256K)	\$245.00
Colour Graphics Card	\$ 95.00
Multifunction Card (384K) & Cable	\$230.00
512 RAM Card (OK)	\$ 80.00
Disk Controller Card & Cable	\$ 70.00
135 W Power Supply	\$130.00
Monochrome Display/Printer Card	\$105.00
Monographics Printer Card (Herc.Comp.)	\$130.00
360K DSDD Drive from	\$140.00
Asuka Drive (for Apple)	\$160.00
Keyboard for IBM	\$100.00
Segate (20MB) Hard Disk & Controller	\$690.00
Flip-top Computer Case	\$ 70.00
High Resolution TTL Monitor from	\$180.00
High Resolution Display Monitor from	\$155.00
PC/XT Eprom Programmer	\$220.00
Apple Eprom Programmer	\$ 89.00
Citizen 120D Printer	\$345.00
Multi I/O Card	\$160.00
I/O Plus II	\$ 80.00
AT* Compatible Computer	CALL

RAMS		EPROMS	
4116 150	\$1.00	2716	\$ 3.50
4164 150	\$1.50	2732	\$ 4.00
4128	\$8.00	2764	\$ 4.50
41256	\$4.00	27256	\$12.00

Note: Prices subject to change without notice. FST extra for all IC's.

Computer Parts, I.C. & Memories Specialist
Dealers inquiries welcome — price lowest in town

PATRON COMPONENTS INC.

4002 Sheppard Ave. E. Suite 506,
Toronto, Ontario M1S 1S6
Tel. (416) 299-7731
Telex: 065-25256 PATRON TOR
FAX NO. (416) 298-4569

*XT & AT are registered Trademarks of IBM Canada.

Circle No. 26 on Reader Service Card

Construction

Construction is simple. The entire circuit, apart from the Sonalert, switches, fuse and LEDs will fit on a 4.5' x 6.5' perforated board with 0.10' hole spacing. Fig. 3 is a diagram for wiring the circuit with the Bishop Graphics E-Z System of copper tapes and patterns. This is easily converted into a pattern for a chemically produced printed circuit if you are equipped for that method. Fig. 4 shows the component placement. Fig. 5 is a photograph of the prototype CCU wired for twelve inputs. If more than twelve are contemplated, make two of these circuit boards, using only the comparator and interface part of the first board. There will be no need to duplicate the SCR and protective circuitry. The positive 10 volt supply bus, the common ground bus, the diode-OR bus and the 2.5 volt reference can all be tied to their counterparts on the first board with short lengths of stranded, insulated hook-up wire.

All switches, the labelled row of LED indicators, the fuse, power pilot light and one Sonalert are mounted on the front panel. Radio Shack Cat. No. 270-274 cabinet will hold the basic CCU board and a similar board to hold the sensor circuitry. There are no bulky transformers or power supply capacitors to take up space in this system. Fig. 6 is a suggested panel layout. If a second CCU and sensor board are needed, then a larger cabinet would be required. The boards can be stacked above each other on the cabinet base using short sleeve spacers and 4/40 bolts. Space for Ry-2 should be easy to find inside the helm box of the boat.

Take the usual precautions during assembly. Use heat sinks when soldering ICs, transistors, diodes and SCRs. The small pointed clip-on heat sinks (Hunter - Electrosonic - Cat. 63506) are the best. Install staking pins at all points where flex leads must leave the board. Use barrier type screw terminals on the rear panel for connections to sensors, power and alarm circuits.

Support the leads of the LM317T regulator with needle nose pliers next to the body of the IC and using a second pair of pliers, bend the leads at right angles so that the regulator lies flat on the board. There is not room on this board for a commercial heat sink for the regulator so make a small one the width of the regulator body and bend it up and over in a box shape. It goes between the IC and the board. A touch of heat sink compound on the back of the IC will make a more efficient heat sink. Bolt it firmly in place. Finally, install Ry-1.

Checking and Calibration

Using clip leads or temporarily connected flex wires, connect the ground and main power input to a bench power supply set at 13.5 volts. With a voltmeter, check the

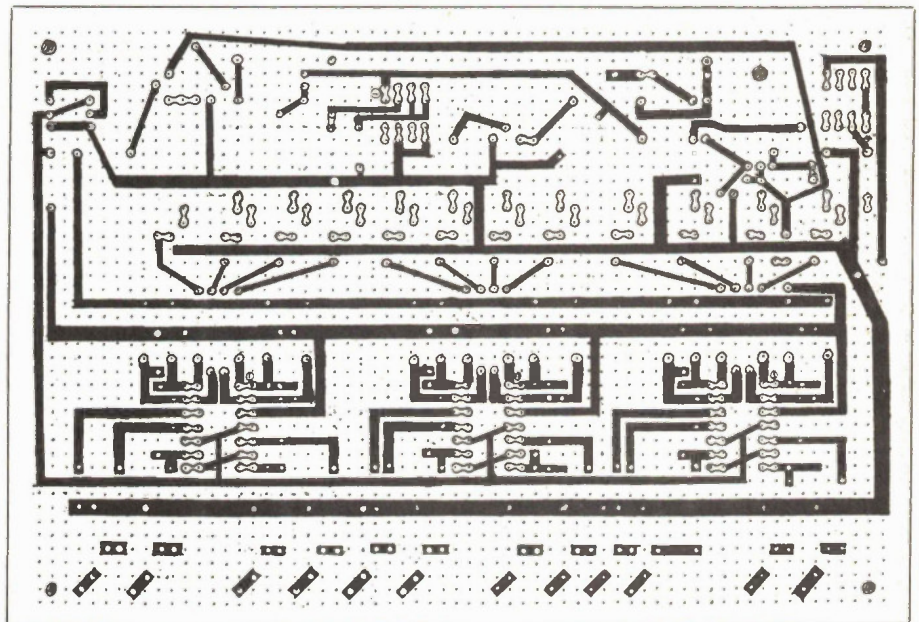


Fig. 3 Circuit layout for copper tape and pattern method of producing a printed circuit.

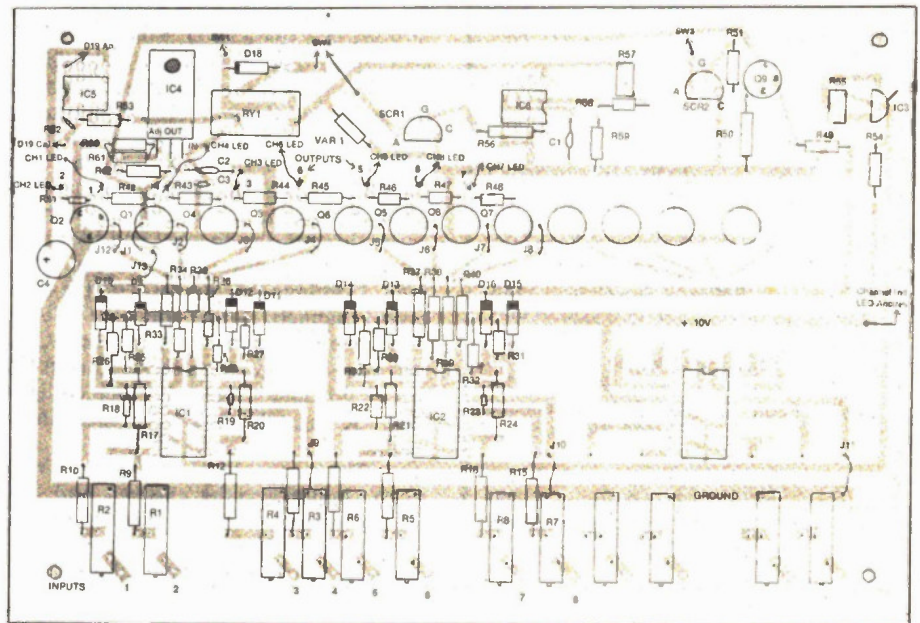


Fig. 4 Component placement diagram.




Fig. 5 Photograph of a finished prototype CCU board.

Parts

Resistors

R1 - R8	50k trimpots
R9 - R16, R58	10k
R17 - R24	1M
R25 - R32	3k3
R33 - R40, R49	6k8
R41 - R48, R50, R51, R56	470R
R52	1k0
R53	3k9
R54	5k6
R55 - R57	10k trimpots
R59	2k7
R60	27k
R61	1k8
R62	240R
VAR1	GE-MOV Varistor (V33MA1A)

Capacitors

C1	0.01uF ceramic
C2	1.0uF solid Tantalum
C3	0.1uF ceramic
C4	300uF 16V elect.

Semiconductors

Q1 - Q9	2N2222
D1 - D8, D19	High effic. red LEDs
D20	green LED
D9 - D16	1N914
D17, D18	1N4004
IC1, IC2	LM339 Quad Comparators
IC3	LM336Z
IC4	LM317T
IC5	LM3909
IC6	MC3423
SCR1, SCR2	2N5064 (ElectroSonic)

Miscellaneous

Ry1	T81P5D211 (Potter and Brumfield, from ElectroSonic)
Ry2	Radio Shack 275-8218 5Amp
S1	SPST toggle 3A min.
S2	SPDT light duty toggle
S3, S4	SPST pushbutton norm. closed R.S. 275-1548
Cabinet	Radio Shack 270-274 or Hammond 1411R (ElectroSonic)

Copper tapes, donut pads, double-hole DIP patterns (Bishop Graphics - widely available); 12 terminal barrier terminal strip; panel-mount fuse holder for 3A, 32V fuse.

output of the power regulator. It should be close to 10 volts. Small differences are not important here. Now connect the voltmeter between the positive lead of IC3 and ground. Adjust R55 until the meter reads 2.5 volts. If you do not have a bench power supply, use a fully charged car or boat battery. Connect a small 6 volt or 9 volt battery between ground and input 1. Set the voltmeter to the range nearest above 10 volts and connect it between board ground and the base of Q2. Now you will see why we pre-set the trimpots. Half of either of the small battery voltages will overcome the 2.5 volt reference voltage and turn on the first comparator. So you should get a positive high at the base of Q1.

The following test will check out the individual channels, the diode-OR/SCR-2 circuit and the LED indicators simultaneously. Connect the Sonalert temporarily between the pin that connects it to SCR-2 and the +10 volt bus. The Sonalert is a polarized device so watch the polarity. Make temporary connections to the re-set switch for SCR-2. Solder a pair of leads to a spare LED. Make the anode lead longer than the cathode and solder it temporarily to the +10 volt bus. Connect the cathode lead temporarily to the output end of R42. Now touch the test battery to the input pin of Channel 1. The sounder should start and the LED should light. If nothing happens, run a point to point check through the channel and locate the trouble. It will most likely be a bad solder joint. Continue this test through the other seven channels. Move the test LED to each channel as you do it and re-set SCR-2 between each test. This seems like an elaborate procedure, but it is much easier to clear the bugs BEFORE the board is in the cabinet.

The over-voltage protection circuit (IC6) should also be checked and calibrated before the board is installed. The re-set button switch should be temporarily connected to SCR-1 through the pins pro-

vided. The spare LED referred to earlier will need to be temporarily connected to the pins provided at IC5.

For the calibration a variable voltage supply will be needed and initially set at 16 volts. Use the same power input connections as for the previous channel tests. If the flasher starts to flash immediately connect the voltmeter between pin 8 and ground (IC6). It should read high. Adjust R57 until the voltage at pin 8 drops to zero. Reduce the input voltage to about 14 volts. The LED will, of course, continue to flash until the re-set button is pushed. After re-setting SCR-1, raise the input voltage slowly and at a point very close to 16 volts, SCR-1 will turn on and restart the flasher. These adjustments ensure that any voltage from the engine battery/alternator system that exceeds 16 volts will shut the CCU down and warn the operator.

When you start this calibration, R57 will have some random setting. If D19 fails to flash, increase the voltage to about 18 volts. Adjust R57. If no adjustment will start the flasher, connect the voltmeter between the lower end of R53 and ground. Repeat the adjustment of R57, with the input voltage re-set to 16 volts. If the voltmeter jumps to 16 volts at some point in the adjustment, it shows that SCR1 and Ry-1 are both working and there is a fault in the flasher circuit. After this fault is cleared, recheck the calibration procedure as before. The board is now ready to go into the cabinet.

The CCU board can be mounted on the bottom of the case using four short sleeves and 4/40 bolts. There will be room above this board for the sensor input circuitry board. The base part of the Radio Shack cabinet is 'U' shaped with a matching 'U' shaped cover. One leg of the base U forms the front panel, the other leg the rear panel. A row of holes for the LEDs must be drilled in the front panel near the top. They can be drilled for a push fit for the LEDs and the LEDs secured by a dot of

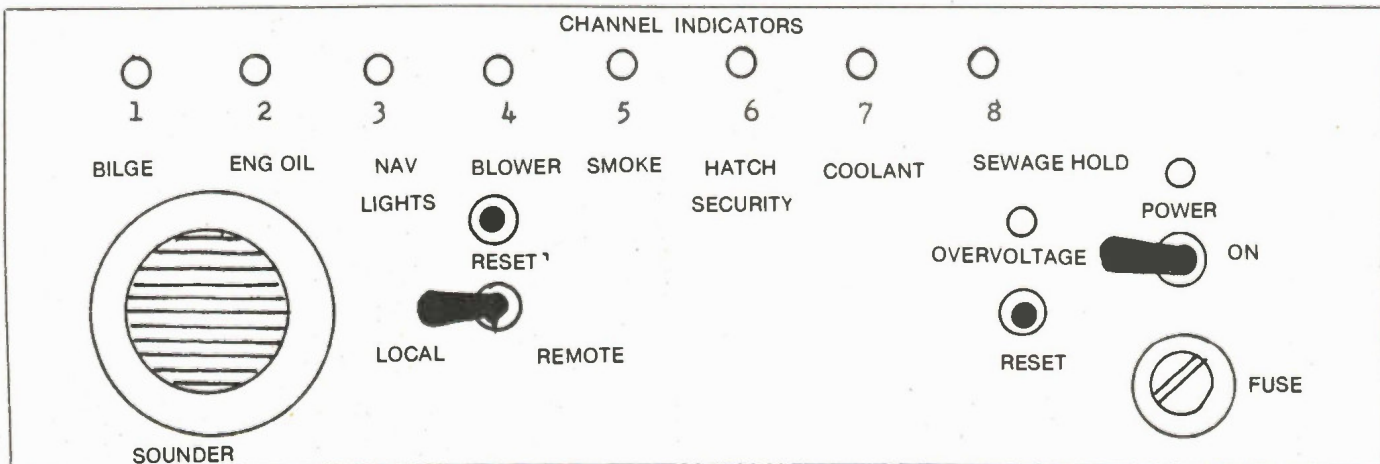


Fig. 6 Suggested layout panel.

five minute epoxy cement or the holes can be drilled slightly larger to accommodate the LED mounting grommets. This latter will look more professional. The common anode connection to all the LED indicators can be made by a straight length of 18 or 20 gauge tinned copper wire stretched across the top of the LEDs and just touching the anode leads. All the LED anode leads must be uppermost in their mounting holes. The bus bar is terminated at each end with a single insulated tie point. Support each anode lead with pliers and carefully bend it around the bus bar. When all are in place they can be soldered. Use a heat sink clip on each lead and when it is soldered, snip off any excess lead material. Solder a length of stranded, red insulated wire to end of the bus bar nearest where the +10 volt bus staking pin is located and make it long enough to reach the pin. Solder lengths of stranded, insulated wire to each of the eight LED cathode leads to connect them with the transistor outputs. A long barrier type terminal block is used to connect with the sensor inputs, the power inputs and the output to the loud klaxon external relay. A row of holes must be drilled in the back panel to pass the solder pins at the back of

the terminal block. A long narrow slot will do the same thing. The front panel will require holes for the switches, fuse holder, LED.

Sensors

The value of a monitoring system for boats cannot be overemphasized. This is particularly true for larger boats with in-board or inboard/outboard power plants. If there is trouble in a boat you cannot pull off to the side of the road and call a tow truck. Every year in North America, boats blow up or burn to the water line, killing or seriously injuring the occupants. The sailor's horror, fire at sea, can be avoided if a good monitoring system is in place.

For the above CCU project, some of the sensors will be as simple as a switch, others may require some simple electronic circuitry. In an upcoming part of this article a number of the most important sensors will be described along with a layout for them on a second board the same size as the CCU board. ■

Electronics Today

BENEFIT

- Proof positive your message is read by your customers and prospects.


EVIDENCE

- 53% of our audience read Electronics Today for more than one hour while a further 20% of our audience read Electronics Today for over two hours.

For advertising information
Call (416) 445-5600

For Your Information

Continued from page 31



Whaaa?

The above photograph was sent to us by an electronics firm in the UK, and was listed on both the press release and the photo caption

as a "16-module system for teaching the principles of modern digital communications techniques". If that's what it really is, it looks as if you could plow and harvest the back 40 while you learn.

Scientific Software

Tektronix is distributing Macmillan's ASYST Scientific Software for use with two of its 7000-series digitizing oscilloscopes. ASYST is a high-level programmable software package for the IBM PC, used for advanced processing and analysis of data. It interfaces directly via the GPIB bus to the TEK 7D20 waveform analyzer or the 7854 scope, providing such data processing functions as smoothing, curve-fitting, integration, differentiation, statistics, etc. From Tektronix dealers, or contact the Macmillan Software Company, 630 Third Avenue, New York, NY 10017, (800) 348-0033 or (212) 702-3241.

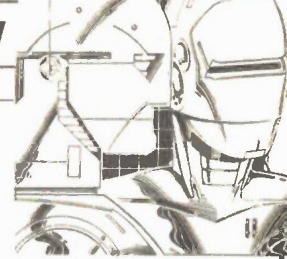
Drill

The Oryx PC Drill is designed for low-cost precision drilling in the workshop or lab. It features a 9 1/2 inch throat, a vacuum dust extractor system, and an automatic switch which starts the unit when the drill handle is lowered. Both motor and vacuum can also run continuously. The precision chuck accepts drill bits from 0.5mm to 4mm. Oryx, 4 Columbus Avenue, Mt. Kisco, NY 10549, (914) 241-0237.

BV Engineering, producers of excellent software for circuit analysis, announce a Plotter Driver Program for sixteen different plotters running under MS-DOS or CP/M. The sample plots we received were first-rate, with crisp graphs and coordinates in multiple colours. The software lists for \$72.95US. Contact them at 2200 Business Way, Suite 207, Riverside, CA 92501, (714) 781-0252.

The General Electric Silicone Products Division has a fact file available on their line of silicone resins developed for the electrical industry for insulating and impregnating wire and cable assemblies, motor windings, etc. The file and engineering samples are available by contacting them in Waterford, NY 12188, (518) 266-3505.

The Technical Service Council, as always, reports that technical job openings are slack. Particularly hard hit is the oil industry and related companies. Employers are acting cautiously during the 1986 economic slowdown, hiring people on a temporary or contract basis. The occupations most in demand are systems analysts, programmers and organic chemists. Openings for university and community college graduates vary with the speciality, with business and computer science graduates doing the best. Some recruiters are "critical of the inability of many university graduates to express themselves in writing and to spell". Amen. *Continued on page 60*



Envelope Generator

By James Moxham

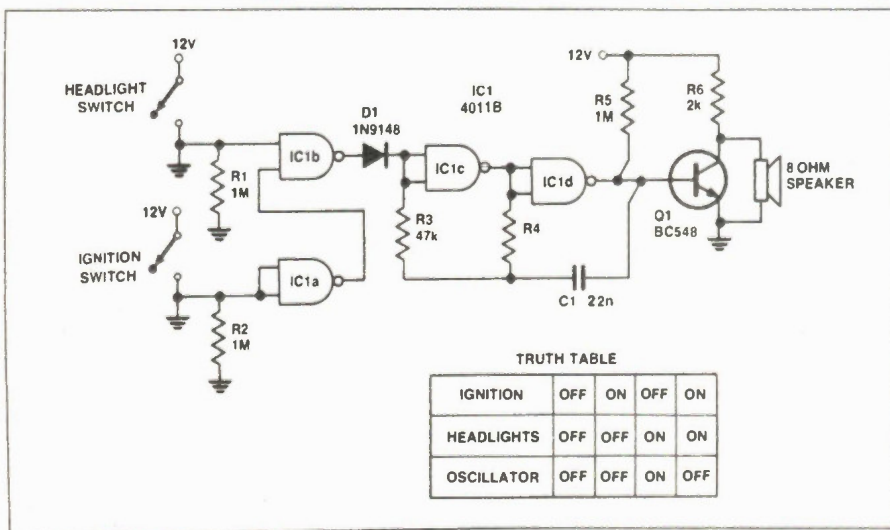
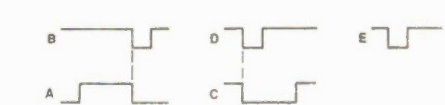
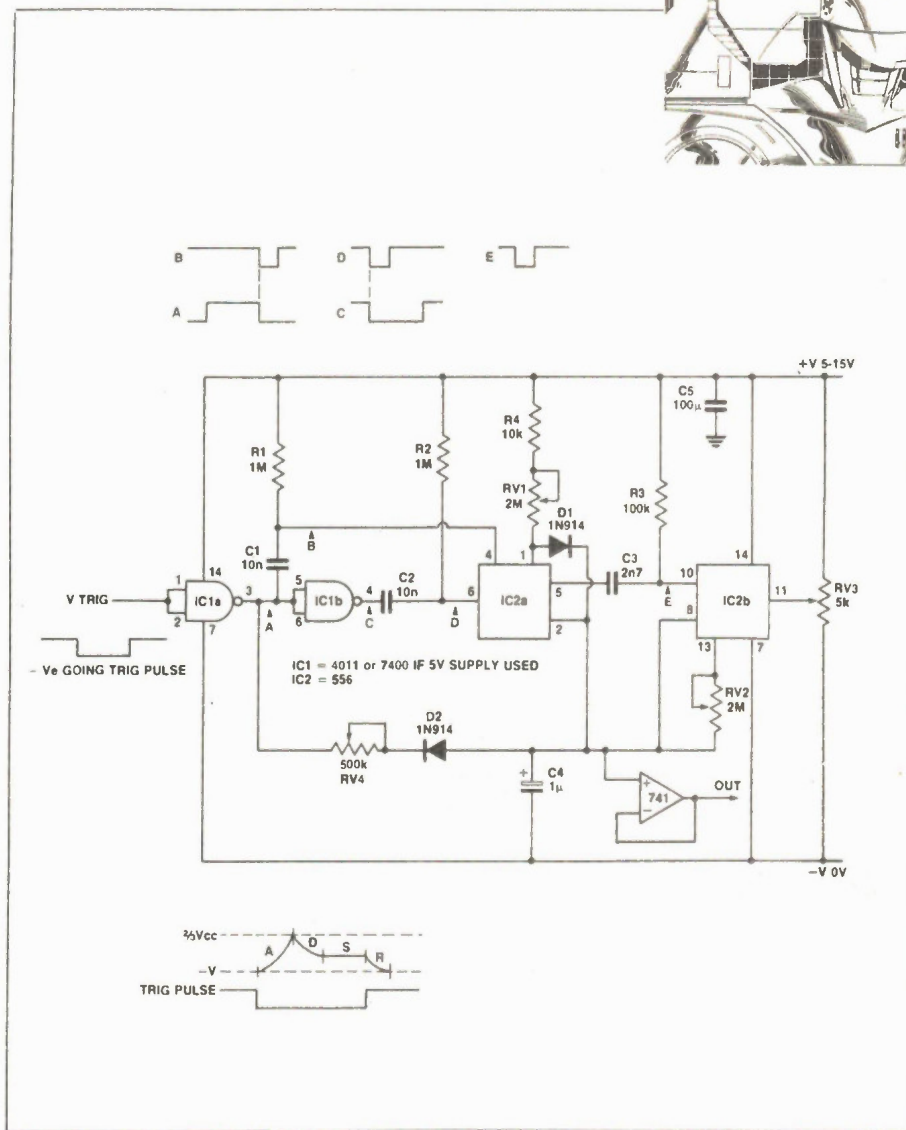
THIS CIRCUIT is based on the 556 dual timer and half of a quad NAND gate. Operation starts with a trigger from a keyboard. Notice that if the keyboard gives a positive voltage it will be necessary to invert it using one of the spare NAND gates. The existing inverter, IC1a, buffers the signal for delivery to a matrix of three RC networks, one of which is inverted by the other NAND gate, IC1b.

As soon as a trigger pulse arrives at IC1 it is turned into a narrow negative going pulse and applied to pin 6 of the first timer, IC2a. The discharge switch is turned off so C4 can charge up via RV1 and D1. This forms the attack section of the envelope, and it is set by RV1. When the voltage reaches two-thirds of Vcc the comparator inside the timer resets the flipflop, and the discharge transistor behind pin 1 is turned on. However, C4 doesn't discharge because of the action of D1.

The negative going output from the timer is fed via another RC network to pin 10 of IC2; the reset pin of the second timer. When it's pulled low the discharge transistor in the second timer turns on and C4 discharges through RV2. This will continue until the voltage level reaches the trigger level which is set by RV3, so the sustain level can be adjusted.

The circuit holds this voltage until the key is released. When this happens, IC2a is reset via pin 4, and C4 discharges through D2 and RV4.

The output must be coupled via a high impedance input, or via a voltage follower where a buffered output is required.



Headlight Warning

By Jeff Lefaro

TO HELP prevent leaving the car lights on after switching off the ignition, a simple circuit such as this can be implemented.

The circuit consists of an oscillator which can be enabled or frozen with respect to the inputs on IC1b. If both inputs are high then there will be no current passing through D1 and the oscillator can produce the desired tone.

The frequency output is proportional to R4 and C1, and can be varied to suit, although R4 should not be reduced to less than 5k. The value of C1 should not be changed drastically as the output may become inaudible.

Product Mart *Where Buyers Find Sellers*

TV GENIE channel 14 transmitter \$99.95. Cable TV Descrambling Techniques. 56 pages. \$13.95. Amazing see-in-the-dark Infra-Red night viewer kit \$295. Catalogs \$1. **CROSLEY(J)**, Box 173, Montreal, Canada H3X 3T4.

NEW workbench equipment sale. Popular makes. 20 Mhz dual trace (\$300) & 4.5 Mhz (\$150) oscilloscopes. Total value, \$3,500. Solid individually or whole workbench (11 pieces) for \$800 !!! 1-613-632-8978, Hawkesbury, Ont.

VERY excellent surprise pack of Electronic parts. \$6.00 plus \$1.50 postage. You will be 100% pleased. Catalog 2-34¢ stamps. Won't you join our growing list of satisfied customer? We help the beginner get started and we keep the experienced going! **MP2 SCIENTIFIC**, Box 8000-472, Abbotsford, B.C. V2S 6H1 Phone 604-853-2116. BC residents add PST.

APPLE COMPUTER MUSIC PRODUCTS- Complete synthesizer system available in kit form: 61 note keyboard kit, enclosed in wood case with interface card for \$299.00, (Bare keyboard for \$95.00); assembled synthesizer cards with software for \$349.00; midi card for Apple or Commodore for \$159.00. Call Collect 1-416-475-1263 for free catalogue. Visa/Mastercharge. **CLASSIC ORGAN**, 300 Don Park Rd., Unit 12 Markham, Ontario L3R 3A1.

6502 MICROCONTROLLER
THE 6502 for your projects. Ram, EPROM, Sockets, 3 6522 VIA's. 65C02 hardware Compatible, small 8" x 4.5", **AGGA ELECTRONICS** a Division of RTP, P.O. Box 1848, Kelowna, BC, Canada, V1Y 8P2, Tel: (604) 861-3453 - Visa. Bare PCB with doc. \$44.95. BC Orders add 7% PST. U.S. orders add \$2.00 shipping.

J&J ELECTRONICS LTD., Box 1437E, Winnipeg Manitoba R3C 2Z4. Surplus and Semiconductor Specialists. Do you get our bargain flyer? Send \$1.00 to receive the current literature and specials and to be placed on the mailing list for future publications.

DISKETTES Its a premium quality lifetime warranty, **BARGAIN**, Price 89 cents each. Minimum order of 25. Ontario 519-451-5951 -Alberta 403-246-6881. Add Sales tax according to your province.

PRODUCT MART

WHERE BUYERS
FIND SELLERS

For more information Call:

(416) 445-5600

Electronics Today Order Form

Subscriptions:

Please complete reverse side to start or renew a subscription.

Back Issues: \$4.00 each; Ontario residents add 7% sales tax. Please circle issues desired.

1977	1978	1979	1980	1981
Feb. July	May Sept. Nov. Dec.	Feb. April May July Aug. Sept. Oct. Nov.	Jan. May June Nov. Dec.	Jan. Feb. March April June July Aug. Sept. Oct. Nov. Dec.
1982	1983	1984	1985	1986
Jan. March April May June July Aug. Oct.	Jan. Feb. March April Aug. Sept. Oct. Nov. Dec.	Jan. Feb. March April May June July Aug. Sept. Nov. Dec.	Jan. Feb. March April May June July Sept. Oct. Dec.	Jan. Feb. March April May June July Aug.

Binders: Moorshead Publications
\$9.75 each plus 7% P.S.T.

SPECIAL PUBLICATIONS

ITEM	QTY	AMOUNT
Book of Computer Music \$4.95	\$
Project Book No. 2 \$3.95	\$
Project Book No. 3 \$3.95	\$
50 Top Project \$4.95	\$


BOOKSHELF — Order Form

Code (e.g. BP12)	Title (Short-form is O.K.)	Price
.....	\$
.....	\$
.....	\$
.....	\$
.....	\$

SOFTWARE — Order Form

.....	\$
.....	\$
.....	\$
Sub Total	\$
Tax (Ontario Residents)	\$
Postage	\$1.00
Total Enclosed	\$

Orders from the Bookshelf are tax exempt. Please add \$1.00 for postage. Remember to put your name and address on reverse side. See over for mailing details. Specials and Software add 7% PST.



Electronics Today's New Binder Ad Plant!

Our new Binder Ad Facility, in which these binder ads are prepared for publication, is now in operation. The plant occupies 40,000 square feet and features the latest in computerized publishing and materials handling.

At the start of the production line random photographs, comic books, old Mad magazines and interoffice memos are fed into an IBM 360 system. The material is assembled into pasteups and sent down the conveyor tracks by a complex robotics installation.

In the photograph can be seen a year's supply of binder ads coming down the conveyors, ready for filing and future publication.


You can take advantage of this incredible technology by ordering one or more of our special Electronics Today binders. They're made of sturdy vinyl, hold a year's worth of issues without cutting or punching, and open flat for easy reference or photocopying.

They cost \$9.75 each (Ontario residents add 7% sales tax) from:

Binders

Moorshead Publications
1300 Don Mills Road
Don Mills, Toronto, Ont.
M3B 3M8

**BE SURE OF YOUR ISSUE EACH
MONTH. SUBSCRIBE TODAY.**



**BOOKS, BACK ISSUES,
SPECIAL PUBLICATIONS, BINDERS
— SEE OVER**

Moorshead Publications

1300 Don Mills Rd., Don Mills, Toronto, Ont. M3B 3M8

MERCHANDISE ORDER Please fill out form overleaf

SUBSCRIPTIONS: NEW SUBSCRIPTION RENEWAL
Electronics Today

One year (12 issues) \$22.95 Two years (24 issues) \$37.95

Computing Now! (Special Time-Limited Rate)

One year (12 issues) \$14.95 Two years (24 issues) \$27.95

Computers in Education

One year (10 issues) \$25.00 Two years (20 issues) \$45.00

Outside Canada (US Dollars)

For U.S. please add \$3.00 per year other countries add \$5 per year

NAME _____

ADDRESS _____

TOWN/CITY _____ PROVINCE/STATE _____

CODE _____ DATE _____

POSTAL CODE _____

Cheque enclosed DO NOT send cash

Mastercard Account No. _____

Visa Account No. _____

American Express Account No. _____

Expiry Date _____

Signature _____

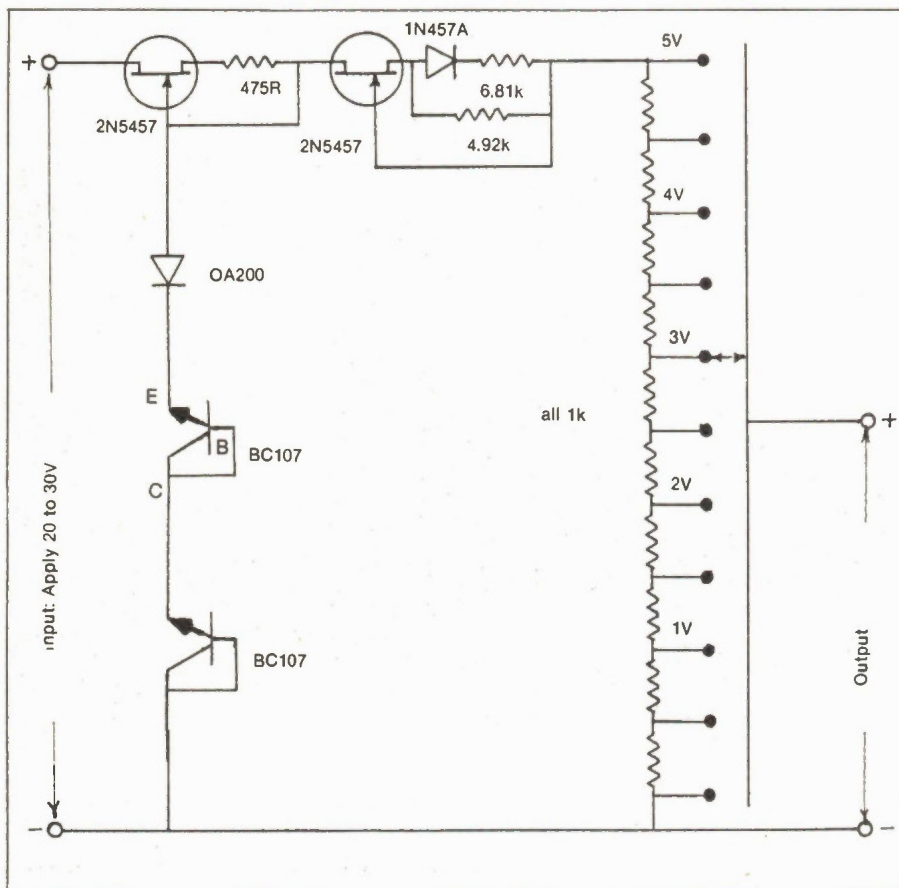


Figure 10. A voltage source calibrator.

to be made with greater accuracy. The multimeter would only have to measure the small difference between the unknown and the standard value. The string of ten accurate 1K resistors could be combined with a constant current of .5mA to produce standard voltages every half volt from 0 to 5V. Any unknown in this range could then be measured by the Voltage Standard and a multimeter reading on the plus or minus 300 mV scale. Near the standard values even smaller multimeter scales could be used. A successful instrument grew out of these ideas.


The circuit is shown in Fig. 10. Since the load shunts the output, accuracy is best only for high impedance (50M or more). Two constant-current FETs are used, one supplying the other. Input voltage requirements are very loose. The first FET, operating at 1mA, feeds a string of two transistors used as zeners and an ordinary diode. The drops add up to about 16V. The collector junctions are included, as three forward diodes are needed to bring the temperature coefficient of the string close to zero. This stabilized voltage feeds 500uA into the drain of the second FET which is biased to make the current exact as well as temperature-compensated.

Electronics Today September 1986

The 500uA drain current of the second FET is higher than the usual current at which the 2N5457 is naturally temperature-compensated, so the diode compensation must work the other way, that is, decrease the gate bias as the temperature goes up. Two resistors in the source lead have to be adjusted to get the output voltage to match an outside standard and have a minimum temperature coefficient at the same time. The Voltage Standard was put in the controlled temperature enclosure while the multimeter remained at room temperature.

A convenient vernier action, useful to get the standard voltage just right, can be called into play by varying the drain voltage of the second FET. Since the current is constant, this can be done by introducing a resistor in series with the drain. In the author's instrument, a decrease of 1V on the drain caused a 3.3mV decrease in source voltage. After final adjustment, the output at the 3V tap would not vary more than 1/4 mV as the temperature went from 70 to 90 degrees F.

Another Magazine From Moorshead Publications



It too is about Pets but not the computers!

It is a bi-monthly magazine about small animal health, nutrition, obedience, and much more... from dogs, to cats, to birds, to fish. It also carries the stamp of approval of the Ontario Veterinarian Society.

In fact, it is the only magazine of its kind in Canada and we are proud to lend our publishing expertise to it.

**SUBSCRIBE NOW AT
ONLY \$9.95 FOR A FULL YEAR
OR \$15.00 FOR TWO YEARS**

Call (416) 445-5600 with credit card details or complete and mail.

SUBSCRIBE NOW!

Make sure you receive every issue of Pets Magazine. A two year subscription delivered to your home costs only \$15.00. One year is just \$9.95. **Time Limited Rate**

I wish to receive a subscription:

Name _____

Address _____

City _____ Province _____

Postal/Code _____

I wish to give a gift subscription to:

Name _____

Address _____

City _____ Province _____

Postal/Code _____

2 year subscription \$15.00

American Express Account

1 year subscription \$9.95

Visa Card Account

My cheque enclosed

Master Card Account


MAIL TO:

Pets Magazine, Moorshead Publications
1300 Don Mills Road, Don Mills, Toronto,
Ontario, M3B 3M8 (416) 445-5600

NEXT MONTH IN Electronics Today

ESD Detector!

Electrostatic Discharge can instantly ruin sensitive analog and digital circuits. Our detector project gives an audible warning of unsafe static voltages in the vicinity of your bench.



Satellite Dish Technology!

A look at the techniques that make it possible for the TV viewer to receive the incredibly tiny signal directly from the rebroadcast satellite.

Transistor Tester Project

A precision unit for measuring DC gain, the tester is both simple and inexpensive.


This Month in **Computing! Now!**

The Directory of Everything!

No articles, features, reviews, or new products. Just 200 pages of everything related to microcomputers that's available in Canada.


Well over six months in the making, our directory is structured to make it easy to find anything for any computer. Every popular micro is covered, including IBM PCs and compatibles, Apples, Macs, Amigas, Commodores, CP/M systems, etc.

For Subscription or Advertising Information
Call (416) 445-5600



The most readable, most useful resource for you and your computer: the September Special Directory Edition of Computing Now!.

Beginner's Bench, Part 5:



Continuing on with digital technique and a look at bistables.

By Michael Tooley and David Whitfield

LAST MONTH we introduced some basic TTL gates, now let's consider a practical application of these gates. Suppose, for example, that we've been given the task of designing an automatic lighting system for an office car park. We would first examine the criteria for switching the lights "on", which would be something like this:

Monday to Friday

8.00am to 8.00pm — Lights "on" whenever the amount of daylight falls below a certain value. Otherwise lights "off".

8.00pm to 8.00am — Lights "off" regardless of the light level.

Saturday and Sunday

Any time — Lights "off"

It would be far better to express these conditions in the form of a truth table, as shown in **Table 1**. This will be handy when we come to design the logic and will also help us to avoid any states which we may

Day of the week	Time of day	Light level	Car park light
weekend	night	light	off
weekend	night	dark	off
weekend	day	light	off
weekend	day	dark	off
weekday	night	light	off
weekday	night	dark	off
weekday	day	light	off
weekday	day	dark	on

Table 1

otherwise forget to allow for.

In order to correctly control the lights we need to be aware of three things:

(a) Day of the week; is it a weekday or is it a weekend?

(b) Time of day; is it day or night?

(c) Light level: is it dark or is it light?

Each of these parameters can be considered to be an input to our logic system (shown in outline form in **Fig. 1**). The light level input can be derived from an appropriate transducer fitted with a digital output from what is essentially an

analogue input.

In addition, we would probably want to incorporate some means of adjusting the light threshold. A suitable circuit could be based on a light dependent resistor and an operational amplifier comparator. The weekday/weekend and time of day inputs can be derived from a conventional digital clock. In this case the outputs would already exist in digital form.

The next step involves assigning a logic level to each of the three input signals so that we can determine the logical function

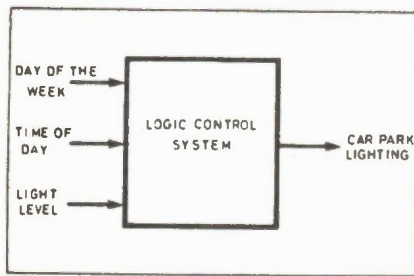


Fig. 1 Outline logic for the lighting control system.

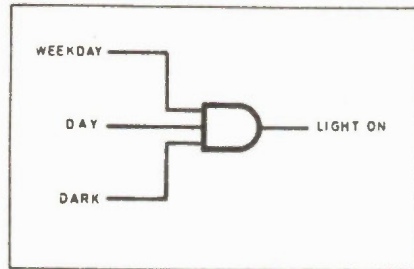


Fig. 2 Logic circuit for the lighting control system.

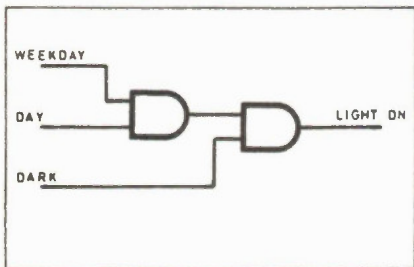


Fig. 3 Practical realization of Fig. 2 using two two-input AND gates.

of our gate arrangement. In practice the logic levels would depend upon those provided by our digital clock and transducer signal conditioning and this might take the following form:

- (a) Day of the week: 1 = weekday, 0 = weekend.
- (b) Time of day: 1 = day, 0 = night.
- (c) Light level: 1 = dark, 0 = light.

We are now in a position to draw a truth table showing all of the possible input conditions together with the resulting output (the logic for which is assumed to be: 1 = light "on", 0 = light "off"). This truth table is shown in Table 2 and shows that the required logical function is nothing more than AND. Hence, to control the car park lights we only need to combine our input signals using a three-input AND gate to provide a signal for switching the car park lights "on" and "off".

The logic circuit shown in Fig. 2 should solve the problem nicely provided that we

have a three-input AND gate handy. Such things do exist but suppose that we only have access to the simple two-input gates. How could we solve the problem?

number of gates, the solution you finally adopt in practice is usually conditioned by the logic gates which you have available or which would otherwise be redundant

Day of the week	Time of day	Light level	Car park light
0	0	0	0
0	0	1	0
0	1	0	0
0	1	1	0
1	0	0	0
1	0	1	0
1	1	0	0
1	1	1	1

Table 2

Day of the week	Time of day	Light level	Car park light
weekend	night	light	off
weekend	night	dark	off
weekend	day	light	off
weekend	day	dark	on
weekday	night	light	off
weekday	night	dark	on
weekday	day	light	off
weekday	day	dark	on

Table 3

The arrangement shown in Fig. 3 is a possibility. Here we are using two two-input AND gates (this could be realized using just one IC package and still leave two gates unused) to simulate the action of a three-input AND gate.

Now, let's suppose that business is booming and we need to allow for a night shift during weekdays and work during the days at weekends. We would need to amend Tables 1 and 2 so that they look like Tables 3 and 4. These are obviously a little more complex than before since there are now three input conditions in which we require a logic 1 output. The lights should come "on" whenever any one of these conditions is satisfied but go "off" for all other conditions. We could simply OR the three conditions together.

Let's attempt to put this into words before we develop the logic.

Lights "on" whenever:
 weekend AND daytime AND dark.
 OR weekday AND daytime AND dark.
 OR weekday AND nighttime AND dark.

Let's solve each condition separately (Fig. 4) and then OR the results together (Fig. 5).

This arrangement works but it is certainly not the most elegant solution. Fig. 6 shows another possibility. While there is a strong case for designing logic arrangements so that they use the minimum

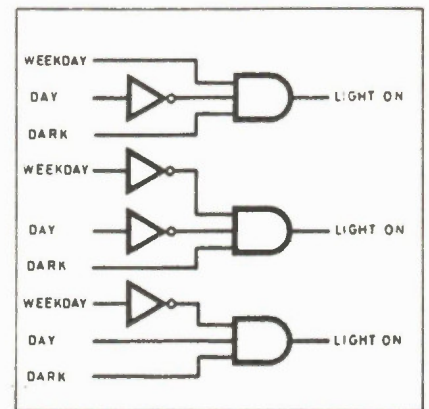


Fig. 4 Partial solution of the modified lighting control system.

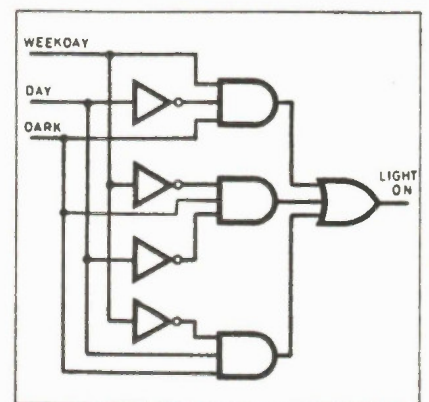


Fig. 5 Final solution for the modified lighting control system.

from the unused sections of IC's within an existing logic system. In any event, the ultimate arbiter of whether a logic arrangement is any good is whether, or not, it actually works!

The subject of minimization of logic gate arrangements is beyond the scope of this series. However, readers seeking further information should be aware that

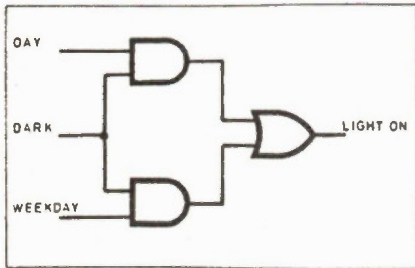


Fig. 6 More elegant alternative to Fig. 5.

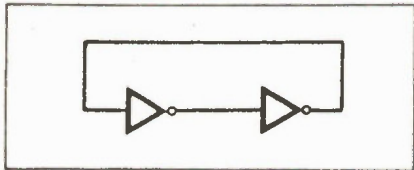


Fig. 7 Simple form of bistable using two inverters.

Day of the week	Time of day	Light level	Car park light
0	0	0	0
0	0	1	0
0	1	0	0
0	1	1	1
1	0	0	0
1	0	1	1
1	1	0	0
1	1	1	1

Table 4

there are two methods which can be used for tackling this task: one is based on Boolean algebra while the other is based on Karnaugh maps. Many books on digital logic adequately describe both of these techniques.

Bistables

In any other than the most elementary of logic circuits, one sooner or later realizes the need for a device which can remember a logic state in the form of a logic 1 or logic 0. Such a device should possess the ability to remember a transitory logical condition and therefore it constitutes a simple form of electronic memory, the most fundamental form of which is the bistable. The name simply indicates that the device has two stable states corresponding to outputs of either 1 or 0.

Another word synonymous with bistable is "latch". To explain the

significance of this term let's consider the difference between two commonly available types of switch: "momentary" and "latching".

A momentary switch is one in which the switch contacts make (or break if it is a normally closed rather than a normally open type) only when the switch is actually being operated. This is, for example, the case with a doorbell. We only want the bell to sound when the button is actually being pushed. It should not be possible for persons to walk away leaving the bell ringing.

A latching switch is one in which the contacts make (or changeover) whenever the switch is operated: the mechanical design of the switch ensures that it remains biased in that state until it is operated again. A word sometimes used to describe this action is "toggle". An example of a switch having a mechanical latching action is that normally associated with a room light. Once the switch is operated, the room light must stay "on" allowing one to move away from the switch without being plunged into darkness.

A Simple Bistable Latch

The simplest form of bistable arrangement uses nothing more than two in-

verters, as shown in Fig. 7. Readers should, by now, be very familiar with the way in which an inverter operates; a 1 input produces a 0 output, and vice versa.

The logical state of the outputs of the two gates in Fig. 7 must, therefore, always be complementary. If the first gate is producing a 1, the second gate must produce a 0. If the first gate produces a 0, this must result in a 1 from the second gate.

If we were to assemble such a circuit the state of its outputs would, initially at least, be indeterminate. It would be impossible to say which of the outputs would assume a logic 1 state and which would assume a logic 0 state.

Worse than that, there is no obvious method of changing the state other than by shorting one, or other, of the outputs to logic 0 in order to force the logical state at that particular point to become a 0. Such an arrangement is not considered

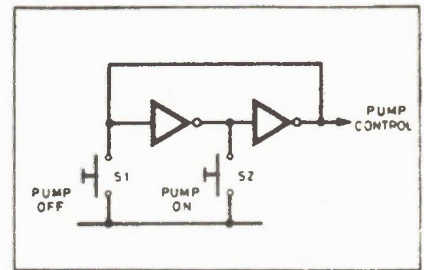


Fig. 8 Pump control system.

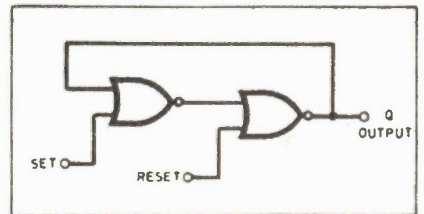


Fig. 9 RS bistable latch using two NOR gates.

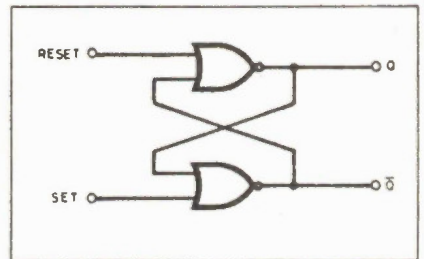


Fig. 10 Alternative form of Fig. 9.

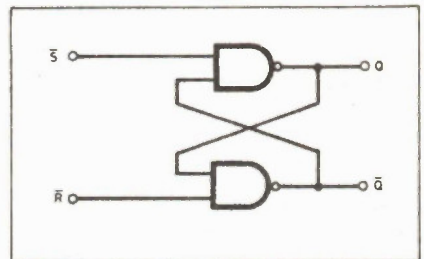


Fig. 11 RS bistable using two NAND gates.

good design practice but, don't worry, we'll show how this disadvantage can be overcome later.

The time has now come to introduce a practical example of the use of a bistable. Let's imagine that we require a logic system to control the operation of a pump. We wish to use two push-buttons to control the pump; one to switch it on (PUMP ON) and one to switch it off (PUMP OFF).

The arrangement shown in Fig. 8 shows how these switches can be added to the simple bistable latch of Fig. 7. We simply pull-down the input voltage of one, or other gate, to 0V momentarily whenever the appropriate switch is operated.

Note that, when the power is first applied, the output of Fig. 8 may be in either

state. Disconnecting the power supply and then reconnecting it again may sometimes effect a change of state but this cannot be relied upon. It will, therefore, be necessary to re-set the bistable latch into the inactive condition by first pressing S1 (PUMP OFF) as soon as the supply has been connected. (On real logic systems there are, of course, simple methods of achieving this automatically.) When S2 (PUMP ON) is operated the output should go to logic 1 regardless of its earlier state. Furthermore, depressing S2 for a second time will have no further effect on the logical state of the circuit.

By now, the perceptive reader may have counted three quite different logical input conditions. These may be summarized briefly as:

- (a) S1 "off" and S2 "off".
- (b) S1 "on" momentarily while S2 remains "off".
- (c) S2 "on" momentarily while S1 remains "off".

There is, however, one further possible input condition which we should consider. This occurs when S1 and S2 are both "on" and would arise if we were foolhardy enough to operate both push-buttons at the same time (i.e. operating PUMP ON and PUMP OFF simultaneously). This situation, however, should be clearly avoided.

An Improved Bistable Latch

A much better solution to the problem of constructing a bistable is with the use of two two-input gates rather than inverters. Such an arrangement eliminates the need to short the gate outputs in order to effect a change of state. It should also be obvious that the gates we choose must be inverting types since a non-inverting gate will not produce the complementary state that we require in order to latch the bistable.

It is necessary then to choose between two-input NOR or two-input NAND gates but, happily, we can use either and we'll describe bistable arrangements using both types. The bistable constructed from NOR gates is slightly easier to describe and so we'll start with this type.

Fig. 9 shows how a bistable can be constructed from two two-input NOR gates: We've labelled the inputs "SET" and "RESET". The reason for the choice of these terms is that a 1 on the SET input produces a 1 at the output. We would say that it "sets the output" (to logic 1). Conversely, a 1 on the RESET input produces a 0 at the output. It can thus be said to "reset the output" (to logic 0). The output is labelled "Q". There is no particular significance in the choice of this letter

other than that it satisfies the convention adopted for bistable elements generally. Since the inputs are named SET and RESET, this simple form of bistable is called an "RS bistable".

We've already learned how useful truth tables can be for describing the logical function of a gate. Let's take a look at a partial truth table for the RS bistable which is shown in Table 5.

Another way of drawing the bistable arrangement using NOR gates is shown in Fig. 10. This symmetrical circuit shows clearly how the gate outputs are cross-coupled to the inputs. It also shows that

RESET	SET	Q
0	0	0
0	1	1
1	0	0

Table 5

RESET	SET	Q	\bar{Q}
0	0	0	1
0	1	1	0
1	0	0	1
1	1	0	0

Table 6

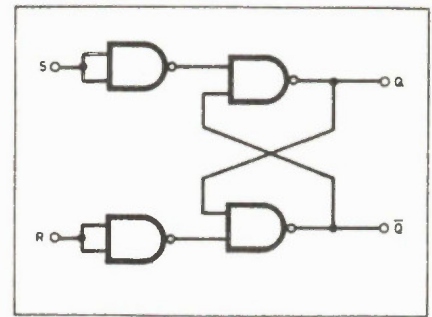


Fig. 12 NAND gate equivalent to Fig. 9.

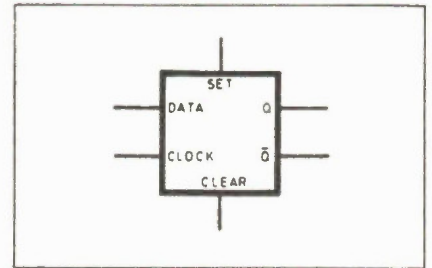


Fig. 13 Symbol for D-type bistable.

happens when both the SET and RESET inputs are simultaneously taken to logic 1? The answer, as you might have suspected, is that the arrangement behaves in an unpredictable manner (see Table 6) as the Q

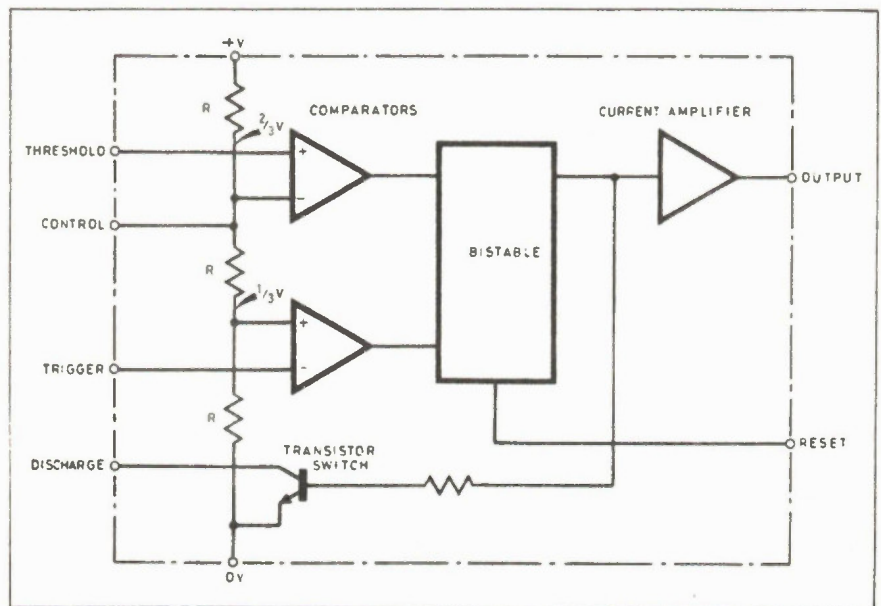


Fig. 14 Simplified internal arrangement of a 555 timer.

we are only using one, of two, possible outputs. It would be a very simple matter to obtain a complementary, \bar{Q} , output from the gate which may be useful in a more complex logic system.

Unfortunately, our improved NOR gate bistable still has one shortcoming: we would normally expect the Q and \bar{Q} outputs to be always complementary. What

and \bar{Q} outputs both go to logic 0.

We should clearly identify this as a "disallowed" input condition and, while not wishing to pretend that such a condition never arises, we should take positive steps to ensure that it is unlikely to happen. At the very least, if it does occur, we should be aware and not place any reliance on the output.

RS Bistable Using NAND Gates

Simple RS-bistables can also be constructed using two-input NAND gates as shown in Fig. 11. The important difference between this arrangement and that of the NOR gate equivalent is that the SET and RESET inputs are logically inverted, i.e. they are active when they are at logic 0 rather than when they are at logic 1.

This is an important point and one

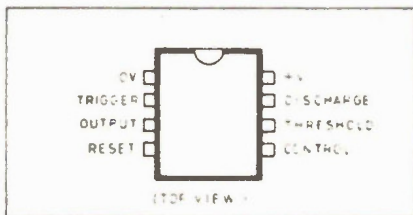


Fig. 15 Pin connections for a 555 timer.

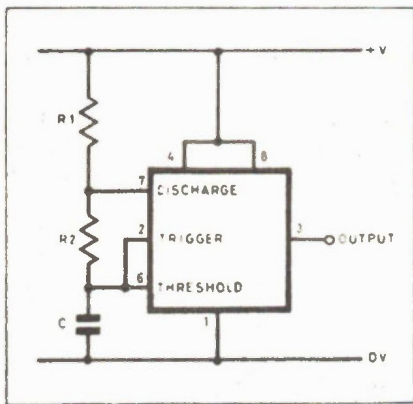


Fig. 16 Astable pulse generator using a 555 timer.

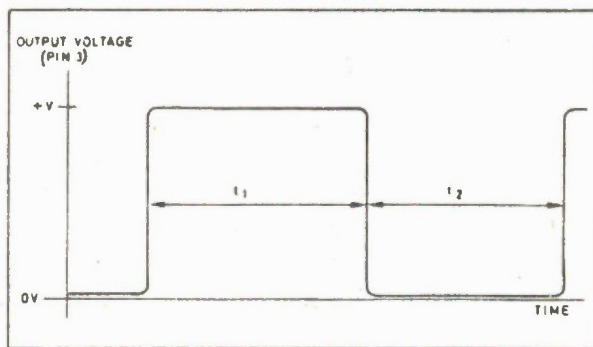


Fig. 17 Output waveform for the astable pulse generator shown in Fig. 16.

which often confuses the newcomer. Such inputs are referred to as "active low" (on some logic diagrams a circle is used at the input of more complex logic gates to indicate this). However, we shall simply refer to them as (NOT SET), \bar{S} , and (NOT RESET), \bar{R} . If it is essential to have conventional SET and RESET inputs to the bistable it is, of course, a relatively simple matter to invert these signals prior to the

bistable stage.

With a quad two-input NAND we could, for example, achieve this by using the remaining two gates in an arrangement similar to that shown in Fig. 12. The operation of the bistable is then identical to that of the NOR gated bistable which we met earlier.

Clocked Bistables

While the simple RS bistable element is useful in a number of applications, it does have very severe disadvantages when several such stages are to be incorporated in a complex logic system. These problems arise from the way in which changes of state occur in the system. Earlier, we assumed that the RS bistable changed state immediately when the correct SET and RESET inputs are received. At first this may sound quite acceptable, after all one of our chief aims with the design of electronic circuits is to produce the fastest possible speed of operation.

The difficulty with RS bistables is that such rapid changes are not very predictable. In many cases we have what is known as a "race condition" in which the logical output from a system may well be determined by the speed at which individual gates operate rather than the logical rules which they should obey.

What we really need is a system in which the changes occur in a controlled fashion. In such a system we can accurately predict the output states, all we need is a means of synchronizing the changes within the system. This leads us to the very important concept of "clocked logic"; a logic system which employs a

as a "D-type". The "D" stands for "data" which is effectively loaded into the bistable stage when the clock transition occurs.

The symbol for a D-type is shown in Fig. 13. This has four inputs and, as usual, two outputs. The inputs are: SET, CLEAR, CLOCK and D. The outputs are our old friends, Q and \bar{Q} .

The D-type is rather difficult to construct using individual logic gates (one can be constructed from no less than six three-input NAND gates) and thus a purpose-made integrated circuit version is always preferable.

The 555 Timer

This device neatly combines modern analogue and digital techniques within a single integrated circuit and has found an enormous range of applications in today's electronic circuits.

The simplified internal arrangement of the 555 timer is shown in Fig. 14. Essentially, the device comprises two operational amplifiers (used as comparators) together with an RS bistable. In addition an output buffer is incorporated so that a considerable current can be supplied to a load (such as a relay). A single transistor switch, TR1, is also provided in order to discharge an external timing capacitor.

The 555 timer is housed in an 8-pin DIL package, the pin connections for which are depicted in Fig. 15. Fig. 16 shows how the device can be used as an "astable" pulse generator. (The word "astable" simply refers to the fact that the output does not remain in a stable state, i.e. it continuously alternates between logic 0 and logic 1 and can be considered to be another form of free-running oscillator).

In order to understand how the astable pulse generator works, assume that the output (at pin-3) is initially at logic 1 (high) and that TR1 is not conducting. The capacitor, C, will begin to charge with current supplied by means of the series resistors, R1 and R2.

When the voltage at the threshold input (pin-6) exceeds two-thirds of the supply, the output of the comparator will change state and the bistable will toggle, making the output go low and turning TR1 "on" in the process. The capacitor will now discharge with current flowing through R2 and into the collector of TR1.

At a certain point, the voltage appearing at the trigger input (pin-6) will fall to one-third of the supply voltage at which point the other comparator will change state and return the bistable to its original condition. TR1 then switches "off", the final output (pin-3) goes high and the entire cycle is repeated.

The output waveform produced by the circuit of Fig. 16 is shown in Fig. 17. The

clock signal to control the transfer of logical information from one stage to the next.

D-Type Bistables

A further improvement on the RS bistable can be obtained by adding an additional input which determines the state of the outputs at the instant the clock changes. This, edge triggered, bistable is referred to

Canadian Satellite Downlink A Special One-Off Publication


Canadian Satellite Downlink, will be published in October 1986 by Moorshead Publications, publishers of Electronics Today, Computing Now!, and Computers in Education, as a Special One-Off Publication.

The tentative list of articles planned for the magazine are:

A Basic Introduction; What's Actually On; Descrambling; Ku Band; Market Survey; Lots of Short Interviews; Dishes in Winter; Dish Design; Receivers; Cheap Systems; FM Radio; Site Assessment; Doing it Yourself; Feed List; High End Systems; Unusual Feeds; Legal Considerations; and Proposed Services.

The guaranteed print run has been set at 14,000 copies with distribution planned through National Newsstands, Satellite TV Dealers, and via direct sales to Moorshead magazine readers. Estimated size is 80 pages coated.

For advertising information contact Marlene Dempster on (416) 445-5600 immediately. To reserve a copy forward \$4.50 to Moorshead Publications, 1300 Don Mills Road, Don Mills, Ontario. M3B 3M8. Telephone with credit card details if more convenient.



PROJECTS BOOK NO. 3


Moorshead Publications is pleased to follow up the success of our previous project books with Projects Book No. 3, a collection of the best projects that have appeared in Electronics Today over the last two years.

There will be approximately 30 projects, plus a bonus 10-projects-in-one article consisting of all-new material.

The projects include power supplies, generators, various testers, audio equalizers and compressors, amplifiers, motor controllers and many other types.

To reserve a copy, send \$3.95 plus \$1.00 for postage and handling to:

Project Book No. 3
Moorshead Publications
 1300 Don Mills Road
 Toronto, Ontario M3B 3M8
 (416) 445-5600



ANNOUNCING

Computers in **EDUCATION 86**

Hands-on Show and Conference

**Arts Crafts Hobbies Building
Exhibition Place, Toronto
October 23rd, 24th, and 25th, 1986
Thursday and Friday 10:00 - 9:00
Saturday 10:00 - 5:00**

- A professional show for Canadian educators emphasising personal hands-on evaluation of educational software.
- A huge number of programs covering the entire educational spectrum will be available for private examination in the Computer Lab Facility.
- Computer Lab Facility will comprise over 100 educational microcomputers for unpressured personal testing of either the software or hardware.
- Demonstrations of the latest educational hardware.
- Wide range of classroom-orientated peripherals on show.
- Full programme of educational computing seminars.

**For Exhibitor Information contact:
Arthur Nagels**

**For registration information contact:
Senga Harrison**

**1300 Don Mills Road, Don Mills, Ontario, M3B 3M8
(416) 445-5600**

MARKET PLACE


STATIC RAMS

WITH THIS
COUPON

μ PD4364
8,192 x 8-BIT
STATIC MIX-MOS RAM

4⁹⁵ each.

MINIMUM
ORDER
2 PCS.



Send cheque or money order plus \$2.00
for postage/handling. Que residents add P.S.T.



HOBBIT

(514) 259-5581

7454 LANGLIER ST-LEONARD QUE. H1S 3B7
3117A HOCHELAGA ST. MONTREAL PQ. H1W 1G3

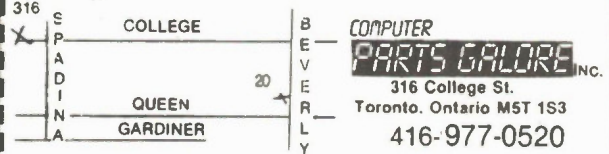
WAREHOUSE SALE

With this coupon

\$2.00 worth of Free Parts

AT OUR HUGE SURPLUS WAREHOUSE
Monday-Saturday 10:00 am — 5:00 pm at
20 Beverly Street, Toronto

416-977-0520



WE HAVE THOUSANDS OF ITEMS FOR SALE, ALL KINDS, OF POWER SUPPLIES
AND CONNECTORS, ETC ETC. ALL THE SAMPLES WE HAVE LEFT OVER FROM
THE APPLE CLONE ERA, ALL THE DEFECTIVE GOODS THAT WE DO NOT WANT
TO REPAIR. ALL AT LOW LOW PRICES FOR THE HOBBYIST.

KITSTRONIC INTERNATIONAL LTD.

4051 Sheppard Ave., E, Agincourt, Ont., M1S 1S8

Your source for Japanese and
American Components and Computers
N.E.C., Fujitsu, Hitachi, Oki, Asuka

- XT/AT Keyboards and peripherals
- 4164, 41256
- 2716, 2732, 2764, 27128, 27256
- 8087, 80287
- V20, V30
- Panasonic and Fujitsu disk drives
- Newtech XT/AT systems
- Legal bios with 30% faster format time

Call Now **416-298-3280**

FAX: **416-298-2093**

Stock Available for Prompt Delivery




Regular price \$4.00 each. With this
coupon \$2.00 each. Check availabi-
lity from order form/advertisement
in this issue.

Ontario residents, please add 7% P.S.T.

K.E.M.

Stepping Motors & Stepping Motor Drivers

Offered by K.E.M. Electronics for industrial robotics engineers and advanced computer hobbyists.



Motors (from mini size to giant)

Torque range 280g.cm to 30,000 g.cm (25oz. inch to 2700oz. Inch)
Price range \$18.50 to \$298.00

Motor drivers

Full line-up. Educational model to intelligent models for industrial ap-
plications. Price range \$68.00 to \$545.00

please ask for stepping motor catalog

**Special Introduction K.E.M. original items for new pupils of
Robotics**

Stepping motor training and evaluation KIT: stepping motor, driver,
demonstration software for Apple II and manuals \$98.00

Robotics Training I/O "ODEN" for Apple or IBM: Stepping motor driver,
sound output/input, 4ch-8bit A/D, right/thermal sensors, 3 Relays out-
put manual data entry switches, LED indicators and I/F card .. \$185.00

\$5.00 for shipping. Plus P.S. Tax for B.C. residents. Plus C.O.D. fee if
required.

K.E.M. Electronics Ltd.

Mail: Box 69126 Station (K), Vancouver, B.C. V5K 4W4
Office: 879E. Hastings St., Vancouver, B.C. Tel: (604) 251-1514

essential characteristics of this waveform are:

Period for which output is at logic 1: $t_1 = 0.693 (R_1 + R_2) C$

Period for which output is at logic 0: $t_2 = 0.693 R_2 C$

Period of output signal: $t_1 + t_2 = 0.693 (R_1 + 1.2R_2) C$

Frequency of output signal: $f = 1.44 / (R_1 + 2R_2) C$

Duty cycle of output signal: $t_1/t_2 = (R_1 + R_2)/R_2$

Typical limits to the range of component values employed in conjunction with the circuit shown in Fig. 16 are as follows:

Minimum value of R_1 or R_2 : 1k

Maximum value of $(R_1 + R_2)$: 3.3M

Minimum value of capacitance, C : 500p

Maximum value of capacitance, C : limited only by leakage current.

Typical value for the bypass capacitor, C_1 : 100n.

By making R_2 very much larger than R_1 we can use the timer to produce an almost symmetrical square wave output. If, for example, R_1 is 1k and R_2 is 1M the

difference in the charging and discharging resistance will only be 0.1 per cent. Alternatively, there may be some applications in which an asymmetrical output waveform is desirable. In such cases we can easily calculate the required values of R_1 , R_2 and C .

Readers should, however, note that the logic 1 time will always be longer than the logic 0 time. The reason, of course, is that the charging resistance $(R_1 + R_2)$ must always be greater than the discharging resistance, R_2 . ■

**Product Mart
Classified Call
(416) 445-5600**

Electronics Today

Offers advertisers the opportunity to increase their sales and profits in the electronic field. Over \$200 million is spent annually for both electronics and micro-computer products by Electronics Today readers.

For advertising information
Call (416) 445-5600

ORION 5XT

100% IBM™ Compatible
with 640K mother board
Includes:

- 256K Memory • 8 Expansion Slots • One 360K DS/DD Disk Drive • 135W Power Supply • Disc Controller Card • Choice of Colour or Monochrome Card • Will run 1-2-3 Flight Simulator Base II™ Super Calc, Vis Calc and others.

\$899.00 **\$849.00**

Options: 2nd drive \$149.00
Hires Monitors \$149.00

ORION 5AT

100% IBM™ Compatible

1.2 Meg Disk Drive
20 Meg Hard Disk
1 Meg Memory

\$3995⁰⁰

Options: 2nd drive \$175.00
Hires Monitors \$149.00

MODEMS

Auto Modes, 1200 BPS from \$299.00

- Auto Answer • Auto Dial • Full/Half Duplex • RS232C Interface • 8 External Status Indicators • Industry Standard AT Command Set.

5 MEG HARD DISK

with
National Controller **\$499.00**

IBM Hard Disk Drives

20M Internal \$699.95
30M Internal \$999.95

IBM Compatible Boards

- 1F02 384K Multifunction (S/P/C/G)-OK \$175.00
- 1F03 384K RAM Ver 11 OK \$ 75.00
- 1F03 512K RAM Verll-OK \$ 79.00
- 1F05 Color Graphic \$119.00
- 1F06 Monochrome \$119.00
- 1F07 Mono-Graphic with printer port \$169.00
- 1F09 1/0 + II + (S/P/G) \$115.00
- 1F11 Parallel Printer (Cable extra) \$ 35.00
- 1F12 Serial — RS232C \$ 49.00
- 1F13 Game \$ 29.00
- 1F14 Floppy Drive Controller + Cable \$ 79.00
- 360K DS/DD Disk Drive \$149.00
- XT Compatible Mother Board OK \$225.00

DISKETTES

(Box of 10) LIFETIME WARRANTY

Orion SS/DD \$ 14.95
Orion DS/DD \$ 17.95
Datatech SS/DD \$ 15.95
Datatech DS/DD \$ 19.95
No Name DS/DD \$ 10.95

Electronic Supplies

Computers are only a part of our business, we are still electronic experts. We stock, for immediate shipment a full range of instruction books. Complete line of Integrated Circuits, Tubes, Switches, Audio Equipment, Speakers. In fact almost any part, piece or tool you require to finish a project or to get the job done. One Stop Shopping at ORION.

Orion Electronic Supplies Inc.

40 Lancaster Street West
Kitchener, Ontario N2H 4S9
(519) 576-9902

Master Charge & Visa, COD, Cheque, Money Orders accepted. COD's, shipping & insurance extra. Write for our FREE FLYER.

Prices subject to change without notice.

ESCORT TEST INSTRUMENTATION

QUALITY AT THE RIGHT PRICE!

WE DARE YOU TO COMPARE



- MODEL ELC 120**
3 1/2 DIGIT LCR METER
Feature Packed Priced Right
- 3 1/2 Digit LCD Display
 - Capacitance, Resistance, and Inductance Measurements
 - Basic Accuracy 1.0%
 - 200 HR Operation
 - Test Frequency of 1KHZ

\$267.00 Price



- MODEL ECT 620**
3 1/2 DIGIT CLAMP-ON
Extra Convenience
- 3 1/2 Digit LCD Display
 - DCV, ACV, ACA, RES.
 - Data Hold, Audible Continuity Test
 - Diode Test, Peak Hold
 - 0.5% Basic DC Accuracy

\$173.00 Price



- MODEL EDM 1346A**
4 1/2 DIGIT MULTIMETER
Feature Packed Handheld
- 4 1/2 Digit LCD Display
 - 0.5% Basic DC Accuracy
 - True RMS Measurement (ACA/ACV)
 - Frequency Measurement to 200KHZ
 - Audible/Visual Continuity Test
 - Data Hold Function
 - Diode Test Function
 - 10A AC/DC Current Measurement
 - Up to 1000 Volt DC Measurement

\$304.00 Price



- MODEL EDM 2347**
4 1/2 DIGIT MULTIMETER
Feature Packed Bench Model
- 4 1/2 Digit LCD Display
 - 0.03% Basic DC Accuracy
 - True RMS ACA/ACV Measurement
 - Frequency Measurement to 200KHZ
 - Audible/Visual Continuity
 - Conductance Measurement
 - dB Measurement
 - Battery or AC Operation
 - Diode Test Function
 - Data Hold Function
 - 20A AC/DC Current Measurement

\$463.00 Price

ESCORT: A line of quality Electronic Test Instruments is the latest addition to Metermaster, backed by a full one year warranty... at an unbeatable price!

Metermaster

A Div. of R.H. NICHOLS CO. LTD.

Head Office: 80 Vinyl Court
 Woodbridge, Ontario L4L 4A3



5% Discount for Cash
 plus Student Discount 5% on all products
 Certified Cheque, or Money Order
 DEALER INQUIRIES INVITED

All prices F.O.B.
 Woodbridge Ontario
 subject to change without
 notice P.S.T. extra
 where applicable
 F.S.T. Included.

TORONTO (416) 741-9381 • MONTREAL (514) 337-0425 • EDMONTON (403) 432-7746 • OTTAWA (613) 727-3974

8088 SYSTEM \$699.00

(Major Boards made in Japan)

- 256K Memory ● One DSDD Disk Drive
- Controller Card
- Flip-Top Case and Keyboard
- Heavy Duty Power Supply ● 180 Day Warranty

(All you need for complete system is Video Card and Monitor)



COMPLETE 640K SYSTEM \$1195.00

- Two DSDD Disk Drive ● Controller Card
- Colour Graphic Card or Monochrome Display Card
- Real Time Clock ● Serial, Parallel and Game Ports
- Flip-Top Case and Keyboard ● Heavy Duty Power Supply ● 180 Day Warranty

(All you need to get the system ready to use is a Monitor)

MAIL ORDER: Cheque, Money Order, Certified Cheque plus \$20.00 for shipping and handling. Ontario residents add 7% P.S.T. (Prices subject to change without notice).

SUNIX INC. 578 MARLEE AVE. (At Glencairn Subway) Toronto, Ontario M6B 3J5
 Telex: 06-217736 SUNIX TOR. Tel: (416) 781-3263
 In Calgary, (403) 239-1813

Circle No. 32 on Reader Service Card.

AFFORDABLE



DIGITAL MULTIMETERS

Accurate...reliable...unbelievable quality!

HC-6040: Ranges, 0.1mV - 1000VDC, 0.1µA - 10 amps AC/DC, 0.1mV - 750VAC, 0.1 ohm - 20M ohms, 0.25% accuracy, overload protected. **\$69.50**

HC-7040: Same range and capacity but with 0.1% accuracy and 2000 hr. battery life. **\$74.50**

OUR LOWEST PRICED DIGITAL MULTIMETER

DM-105: 10M ohm DC input resistance, max. 1000VDC at ±0.5% accuracy. Max. 750VAC and 2000mA DC. Resistance 1 ohm - 2M ohm. Overload protected. **\$49.50**

HC-775: Autoranging model, 5 DC and 4 AC ranges, 10 amp max. **\$74.50**

Order by phone or mail. VISA, money order, cert. cheque or C.O.D. Add \$5 for shipping & handling. Ontario residents add 7% PST.



KB ELECTRONICS

355 Iroquois Shore Road, Oakville, Ont. L6H 1M3
 (416) 842-6888 Telex: 06-982396 (KBEL OKVL)

Circle No. 33 on Reader Service Card.

ELECTRONIC LOVERS WANTED

IF you're a Student and you Love our Discounts

IF you're a Small Business and you Love our Services

IF you Love our Choice of Parts

IF you Love our Prices and you Love Electronics

Then

HOBBILT is the Place You'll Love



(514) 259-5581

7454 Langelier St. Leonard, Quebec H1S 3B7

New Store

3117A Hochelaga St. Montreal PQ. H1W 1G3

Your Name, Address and \$1.50 Gets You Our Current Catalogue

Circle No. 34 on Reader Service Card.

K.E.M.

K.E.M. special Express Prototype Plate-thru P.C. Board service.

In only 36 hours!



Price example


- 4" x 5" with 200 holes Plate-Thru PC Board
- *5 working days service \$145.00/for 2 pcs.
- *36 hour service \$290.00/for 2 pcs.

Please ask for detailed price quotation list.

K.E.M. Electronics. Ltd

Mail to: Box 69126 Station (K), Vancouver, B.C. V5K 4W4
 Office: 879 E. Hastings St., Vancouver, B.C. Tel: (604) 251-1514

Circle No. 35 on Reader Service Card.



Canadian PSU

A new series of Canadian designed and manufactured high power density laboratory power supplies is available from Anatek. The Type HPD units feature 300 watts of output power and are available in single, dual, triple and quad configurations. Three models feature output voltages from 0 to 15, 20 or 60VDC at current ratings of 5, 10 or 20A respectively. Constant voltage or constant current operational modes are selectable, with automatic switchover. The use of 100kHz switch-mode technology allows a reduction in size and weight; these are said to be the highest power density supplies currently available. Contact Allan Crawford Associates Ltd., Electronic Instruments and Systems Division, 5835 Coopers Ave, Mississauga, Ontario L4Z 1Y2, (416) 890-2010.

Circle No. 50 on Reader Service Card.

A directory of 800 Service (toll free) numbers in Canada is now available. The directory, published by the member companies of Telecom Canada, provides reference to the products, services and general information available to the public through these toll free numbers. It can be purchased from local telephone company Phone Centres, or by calling 1-800-361-6077, at a cost of \$6.95.

Reader Dennis Skakum is looking for service manuals or operator's manuals for a Television Signal Generator Model TVG-2, manufactured by Jackson Electrical Instruments, now apparently out of business, and also a Model 690 VHF-UHF Marker Calibrator originally made by Hickok in Ohio, who weren't much help. Readers who have any helpful information can drop Mr. Skakum a line at 15811 115th Street, Edmonton, Alberta T5X 2M6.

Reader Yvon Nowlan of Moncton would like to see an article on capacitive fuel quantity measuring systems used in aircraft, with perhaps some idea on converting a car float gauge to the capacitive method. If anybody feels qualified to write about this, contact the editor and we'll see what we can come up with.

PROBES & TEST/LEAD CLEARANCE

Model Number	Description	Regular Price	Sale* Price
1P20	X1 Probe, 20 MHz 1.5m Long	\$21.05	\$17.95
P100	X10 Probe, 100 MHz 1.5m Long	\$24.95	\$19.95
2P150	X10 Probe, 150 MHz 2.0m Long	\$26.82	\$18.95
TL 1000	Meter Test Leads	\$13.13	\$10.95
126074	BNC-Banana Patch Cord 1.0m Long	\$12.17	\$ 9.95
126083	BNC-CROC Patch Cord, 1.5m Long	\$10.74	\$ 8.95

Prices valid on current stock only. Some quantities are limited. Sale ends June 30th 1986.

Your Canadian Coline Sales and Stocking Source.

Please add \$2 for shipping and handling. Ontario residents please add 7% P.S.T.



980 Alness St. Unit 7,
Downsview, Ontario,
M3J 2S2
(416) 661-5585
TELEX 065-28169

Store Hours:
Monday to Friday 8:00 am to 5:00 pm.
Saturday: 10:00 am to 1:00 pm.

Circle No. 36 on Reader Service Card.

K&H Products is offering a range of universal project boxes for use with PCBs. The PX series are available in four sizes and features grooves molded into the four inside walls for supporting circuit boards or breadboards. The standard colour is neutral gray and the aluminum lid is fastened with four screws. From Duncan Instruments. (416) 742-4448.

Circle No. 49 on Reader Service Card.

The Canadian computer industry is said to have suffered through its worst year in 1985, according to International Data Corporation of Canada. While the domestic market reached a record \$7.3 billion dollars, the annual growth rate dropped to a low of 6.4 percent compared to 14.8 percent the previous year. The industry was used to double-digit growth rates, and 1985 brought them back to reality. IBM Canada, leader in EDP, performed significantly below average for industry growth.

About six months ago we requested projects and articles from our readers for publication in ET. The response was just fine, and we've been able to publish almost everybody who sent something in. If you have a project or an article brewing, have a go at being an author. Don't worry about literary polish or style; we're more concerned with ideas. To save yourself time and effort in making your work suitable for publication, call or write for the free Electronics Today Author's Notes.

Don't let that nifty project gather dust on a shelf - tell the world about it.


Quick...

who makes the scopes that out-tech the competition?

NEW
150MHz
1596



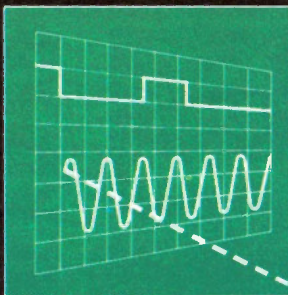
NEW
100MHz
1590A

80MHz
1570A



Now... up to 150 MHz Compare these features and performance specifications.

Bright 20KV display
(12KV on 1570A)
with illuminated
graticule.



Dual
independent
timebase*



Four vertical inputs
with 8-trace display

- ±2% VERTICAL AND HORIZONTAL ACCURACY
- V-MODE DISPLAYS FOUR UNRELATED SIGNALS
- SOFT-TOUCH, LIT CONTROLS
- 500 μ V CASCADE SENSITIVITY
- CHANNEL 1 BUFFERED OUTPUT

Five times more
sensitive than
most competitors.

See us at the Canadian High Technology Show,
Toronto Sept. 23-25, 1986 Booths G32/G34

Compare all of the features and performance benefits
with any scopes in their price range. See your local
stocking distributor or contact

*Not on 1570A

Use Reader Service Card #101

BK PRECISION DYNASCAN CORPORATION



ATLAS ELECTRONICS LIMITED ... Achieving Excellence


50 Wingold Avenue
Toronto, Ontario M6B 1P7

Telephone 416-789-7761 Telex 069-69538

Circle No. 37 on Reader Service Card.

Electronics Today


LITERATURE-REVIEWS



LABORATORY & INDUSTRIAL D.C. POWER SUPPLIES

Viz's 20 page catalogue features these as well as Signal Generators, Frequency counters, Isolated AC Power sources, analog meters plus six new low-power Power supplies and two new digital Wattmeters introduced in May at the Electronic Distribution Show. The Viz line is available from test equipment distributors throughout Canada. Free catalogue available through H.W. COWAN CANADA LTD., Box 268, Richmond Hill, Ont. L4C 4Y2.

Circle No. 39 on Reader Service Card.



PORTABLE SERVICE INSTRUMENTS CATALOGUE SECTION #1

This 24 Page Portable Service Instruments Catalogue contains digital Multimeters hand held or bench style; with temperature measurement, dB measurement, True RMS, 4½ digit and more, oscilloscopes, Frequency Counters, Sweep Function Generators, Optical Power Meter and Cable Fault Locator.

Also included are all the available accessories for the related instruments. For further information contact Metermaster, a Division of R.H. NICHOLS CO. LTD. (416) 851-8871.


Circle No. 42 on Reader Service Card.



PROJECT SUMMER BOOK

BRUNELLE INSTRUMENTS INC. new catalogue is now available, products included in the catalogue are oscilloscopes, digital multimeters, logic probes, logic pulsers, function generators, capacitance meters, audio generators, insulation testers, clamp-on ammeters, phase sequence indicators, motor rotation indicators, etc. Also contained within the catalogue is information on repair and calibration services performed by Brunelle.

Circle No. 40 on Reader Service Card.



HEATHKIT'S CURRENT CATALOGUE

Heathkit's Current Catalogue is available now. Packed with over 400 do-it-yourself kits, the Heathkit catalogue also has a full line of assembled products. See our new line of Assembled Oscilloscopes. EPROM Programmers and Erasers are also available. There are numerous PC-Compatible Computers in both assembled and kit form from under \$1600. New courses in Fibre Optics, Lasers and Computer Servicing, round out the field.

Circle No. 43 on Reader Service Card.



LENLINE TOOLS AND TOOL CASES

If you're a technician on the go, a well stocked tool kit is a must. Len FINKLER & CO. carry a wide range of tool kits, well stocked with standard and hard to get secondary tools. The cases are made by Platt from tough, durable industrial materials. Lenline is flexible too. Because you know what tools you need to get the job done, you can design the tool kit that is best suited to your needs, from student to professional engineer.

Circle No. 41 on Reader Service Card.




RENTAL CATALOGUE

LEASAMETRIC (CANADA) INC. leader in ELECTRONIC EQUIPMENT RENTAL - offers general purpose test equipment, micro-processor development systems, telecommunications equipment, video display terminals, desktop controllers and personal computers.

LEASAMETRIC'S strength is its broad inventory and full range of service. Tell us your application and we'll help you to select the equipment that's right for you. Rent from LEASAMETRIC and you get equipment that is ready to work. Free Catalogue available.

Circle No. 44 on Reader Service Card.



CARDINAL CATALOGUE — 1986

A new 1278 page catalogue. Serving the OEM, Industrial and Education Markets since 1967. Semiconductors, Cabinetry, Hardware, Connectors, Passive Components, PC Board Products, Relays, Switches Timers, Test Equipment, Tools Transformers, Wire and Cable. Over 250 products lines. **CARDINAL INDUSTRIAL ELECTRONICS LTD.**

Circle No. 45 on Reader Service Card.



APPLICON

All on the same APPLICON integrated system, users can now create schematics, interactive layout, automatic routing, performance simulation, back annotation, and manufacturing outputs for the most complex of PCB's. The whole package is integrated with APPLICON'S mechanical design system to address all aspects of the design of the entire product. Also from APPLICON is the most comprehensive VLSI design package available in today's marketplace. To obtain further information call **APPLICON**, Mississauga, Ontario (416) 821-7774.


Circle No. 47 on Reader Service Card.



KB ELECTRONIC MINI CATALOGUE

New illustrated mini catalogue features full range of current test bench equipment including bench and portable oscilloscopes, DMM's, analogue meters, function counters, function generators, power supplies and more. All items priced and in stock for immediate delivery. **KB ELECTRONIC**, 355 Iroquois Shore Rd., Oakville, Ont. L6H 1M3, Telephone (416) 842-6888; Telex: 06-982396.

Circle No. 46 on Reader Service Card.




BUYING AN OSCILLOSCOPE?

Representative of Beckman Industrial's oscilloscopes, selected model 9020 is a 20MHz, dual trace oscilloscope with features to satisfy needs in the education, field service, hobby and development environments.

Literature describing models 9020, 9060 and 90100 as well as extensive line of digital multimeters available through **BIRDE MARKETING INC.**, 111 Esna Park Dr., Unit 1, Markham, Ont. L3R 1H2.


Circle No. 48 on Reader Service Card.



A Complementary Copy

Please see Order Form page 45.

com'ple-ment (kom'pla-mant) *n.*
 1. that which fills up or completes.
 2. one of two parts needed to room a whole — *v.t.* (-ment'ri) fill out; complete. — *comp'ple-ment'a-ry, ad.*



LEADER

Leader Smart Signal Generators make tough tests fast, easy, accurate.

When it comes to test equipment, being smart makes a big difference.

We equipped these two new Leader Smart Generators with programmability and a 2K memory to end time-wasting repetitive set ups. The LSG-215A & LSG-216 general purpose AM/FM signal generators recall at the touch of a button the 100 test conditions you use most often. Just set frequency, output level and modulation once for each situation. You never need to do it again, even if the ac is lost. Fail-safe battery backup protects the RAM memory against power outages lasting up to one full month.

Unequalled performance, features and ease-of-use.

Both of these Leader Smart Signal Generators are ideal for general,

communications, AM/FM radio receiver, TV-VIF, and cordless telephone applications. Whether you choose the LSG-215A (0.1 to 120 MHz frequency) or the LSG-216 (0.1 to 30 MHz and 75 to 115 MHz ranges), each has a high visibility digital display and large peak modulation meter to make error-free readings a cinch. Its one-touch front panel keyboard enables you to easily control frequency, output level and modulation mode. A precise PLL synthesizer provides oscillation frequency and drift stability accurate to an incredible 5×10^{-5} . AM/FM modulation is available internally at 1 kHz and at 400 Hz as well as externally. And FM Stereo MPX is standard on the LSG-216. There are many more features, too numerous to list. You can even add an optional remote control and for identical programming of multiple test stations, a plug-in EPROM Cartridge.

Leader Smart Signal Generators cost no more than many dumb ones.

Yet they are backed by our two-year warranty, and the 30-year

reputation for reliability and precision which has made Leader famous. Compare Leader Smart Generators to the rest. We think you will agree, Leader is the only smart choice. Request a catalogue for your evaluation.

B.C./Alberta Call
(604) 985-6707

Saskatchewan/Manitoba Call
(204) 775-3354

Ontario Call **Quebec Call**
(416) 828-6221 (514) 337-9500



2410 Dunwin Drive, Unit 4,
Mississauga, Ontario L5L 1J9
Telex 06-22324

8100 F, Trans-Canada Hwy.,
St. Laurent, Québec H4S 1M5
Telex 05-824151

Circle No. 38 on Reader Service Card.

