


# RADIO & TELEVISION

FORMERLY  
**SHORT WAVE & TELEVISION**

- In This Issue —
- World-Wide Radio Digest
  - Best S-W Station List
  - Building a "Ham" Transmitter
  - Radio Test Quiz
  - S-W Listening Tips
  - Receiver Construction

**ROSTER  
of NEW  
"HAMS"**



**STOLEN PAYROLL  
CALLS POLICE**  
SEE PAGE 522

**25¢**  
IN U.S. AND  
CANADA


**HUGO  
SPENSBACK**  
EDITOR

**RADIO EXPERIMENTING  
AMATEUR RADIO**

**JAN.  
1939**

*You can't lose! A money-back guarantee protects you!*

**THE RADIO AMATEUR COURSE REPRESENTS THE GREATEST BOOK VALUE EVER OFFERED TO RADIO "FANS" FOR 50c**



To convince you that there isn't a better book buy today the publishers of the RADIO AMATEUR COURSE make the sensational offer of a money-back guarantee on such a low-priced book. Stop in at any of the many Radio dealers listed below and examine this volume. See for yourself if the RADIO AMATEUR COURSE isn't just the book you've always wanted.

**148 PAGES . . . 6 1/4 x 9 1/2 INCHES  
OVER 150 DIAGRAMS AND PHOTOGRAPHS**

Printed on the finest quality paper—well illustrated attractive 4-color cover—complete with radio information you must have. It contains a step-by-step program for obtaining a short-wave radio education.

*Written by George W. Shuart, W2AMN, foremost short-wave authority*

**ON SALE AT THE FOLLOWING DEALERS**

- ARIZONA**  
Sam's 'Oxar Store,  
127 N. First Ave., Phoenix.
- CALIFORNIA**  
Scott Wholesale Radio Co.,  
344 E. Fourth Street, Long Beach.  
Offenbach Electric Co., Ltd.,  
1452 Market Street, San Francisco.  
Zack Radio Supply Co.,  
1426 Market Street, San Francisco.
- COLORADO**  
Auto Equipment Co.,  
64th at Lawrence, Denver.
- CONNECTICUT**  
Radio Inspection Service Co.,  
277 Asylum Street, Hartford.  
Stern Wholesale Parts, Inc.,  
210 Chapel St., Hartford.
- GEORGIA**  
Wholesale Radio Service Co., Inc.,  
430 W. Peachtree St., N. W., Atlanta.
- ILLINOIS**  
Allied Radio Corporation,  
823 West Jackson Blvd., Chicago.  
Newark Electric Company,  
226 W. Madison Street, Chicago.  
Wholesale Radio Service Co., Inc.,  
801 W. Jackson Blvd., Chicago.
- INDIANA**  
Van Sickle Radio, Inc.,  
54 West Ohio Street, Indianapolis.
- MASSACHUSETTS**  
Greater Boston Distributors,  
40 Washburn St., Boston.  
H. Jappe Co., 46 Cornhill, Boston.  
Wholesale Radio Service Co., Inc.,  
110 Federal Street, Boston.  
Springfield Radio Co.,  
397 Dwight Street, Springfield.  
H. Jappe Co.,  
37 Mechanic Street, Worcester.
- MICHIGAN**  
Rissl Brothers, Inc.,  
5027 Hamilton Ave., Detroit.

- MISSOURI**  
Modern Radio Company,  
409 No. Third Street, Hannibal.  
Bursteln-Applebee Co.,  
1012-14 Meier Street, Kansas City.  
Van Sickle Radio Co.,  
1113 Pine Street, St. Louis.
- NEBRASKA**  
Radio Accessories Company,  
2566 Farnam Street, Omaha.
- NEW HAMPSHIRE**  
Radio Service Laboratory,  
1187 Elm Street, Manchester.
- NEW JERSEY**  
Arco Radio Co.,  
227 Central Avenue, Newark.  
Wholesale Radio Service Co., Inc.,  
219 Central Avenue, Newark.
- NEW YORK**  
Wholesale Radio Service Co., Inc.,  
542 E. Fordham Rd., Bronx.  
Wholesale Radio Service Co., Inc.,  
90-08 160th Street, Jamaica, L. I.  
Elan, The Radio Man, Inc.,  
64 Dey Street, New York City.  
Eagle Radio Co.,  
84 Cortlandt Street, New York City.  
Federated Purchaser, Inc.,  
25 Park Place, New York City.  
Harrison Radio Co.,  
12 West Broadway, New York City.  
Sun Radio Co.,  
212 Fulton Street, New York City.  
Terminal Radio Corp.,  
80 Cortlandt Street, New York City.  
Thor Radio Corp.,  
65 Cortlandt St., New York City.  
Try-Mo Radio Co., Inc.,  
85 Cortlandt Street, New York City.  
Wholesale Radio Service Co., Inc.,  
100 Sixth Avenue, New York City.  
Radio Parts & Equipment Co.,  
244 Clinton Avenue Nn., Rochester.  
M. Schwartz & Son,  
710-712 Broadway, Schenectady.

- OHIO**  
News Exchange,  
51 So. Main Street, Akron.  
Canon Radio & Supply Co.,  
1140 Tuscarawas Street, W., Canton.  
United Radio, Inc.,  
1193 Vine Street, Cincinnati.  
The Hughes Peters Electric Corp.,  
178-180 N. Third Street, Columbus.  
Standard Radio Paris Co.,  
135 East Second Street, Dayton.
- OREGON**  
Portland Radio Supply Co.,  
1300 W. Burnside Street, Portland.
- PENNSYLVANIA**  
Radio Distributing Co.,  
1124-26 Market Street, Harrisburg.  
M. & H. Sporting Goods Co.,  
512 Market Street, Philadelphia.  
Cameradio Co.,  
983 Liberty Ave., Pittsburgh.
- RHODE ISLAND**  
W. H. Edwards Co.,  
32 Broadway, Providence, R. I.
- UTAH**  
O'Loughlin's Wholesale Radio Supply,  
315 South Main Street, Salt Lake City.  
Radio Supply, Inc.,  
46 Exchange Place, Salt Lake City.
- WASHINGTON**  
Shokane Radio Co., Inc.,  
611 First Avenue, Spokane.
- WISCONSIN**  
Radio Parts Co., Inc.,  
536 538 W. State Street, Milwaukee.

- TEXAS**  
Amarillo Electric Co.,  
111 East 8th Avenue, Amarillo.
- AUSTRALIA**  
McGill's Agency,  
183-181 Elizabeth Street, Melbourne.
- CANADA**  
The T. Eaton Co., Ltd.,  
Winnipeg, Manitoba.  
Canadian Electrical Supply Co., Limited,  
285 Craig Street W., Montreal, Que.  
Metropolitan News Agency,  
1248 Peel Street, Montreal, Que.
- CUBA**  
The Diamond News Co.,  
Palacio Asturiano, Por San Jose,  
Habana.
- ENGLAND**  
Gorrings' American News Agency,  
2a, Green Street, Leicester Square,  
London, W.C.2.
- HOLLAND**  
Radio Peeters, Van Wovstraat, Amster-  
dam, Z.
- INDIA**  
Empire Book Mart,  
Box 631, Bombay.
- MEXICO**  
American Book Store, S. A.,  
Avenida Madero 25, Mexico City.  
Central de Publicaciones,  
Avenida Juarez, 4, Apartado 2430,  
Mexico, D. F.
- NEW ZEALAND**  
Te Aro Book Depot, Ltd.,  
64 Courtenay Place, Wellington.
- SOUTH AFRICA**  
Technical Book Co.,  
117 Longmarket Street, Cape Town.

*If this book is not at your dealer's, send your order directly to us. We will credit your dealer with the sale of this book. To order your copy of RADIO AMATEUR COURSE, fill in coupon below and mail.*

**RADIO AND TELEVISION, 99 HUDSON STREET, NEW YORK, N. Y.**  
Gentlemen: I enclose herewith my remittance of Fifty Cents (50c) for which please send me POSTPAID, my copy of the RADIO AMATEUR COURSE.  
(Remit by check or money order; register letter if you send cash or unused U.S. Postage Stamps.)

Name .....

Address .....

City ..... State ..... R&T-15B

Be sure to see all future copies of RADIO AND TELEVISION for additional listings of dealers handling the RADIO AMATEUR COURSE.

**RADIO AND TELEVISION**  
99 HUDSON ST., NEW YORK CITY

# Read what happened



**YES!**

I'll take your training. That's what S. J. Ebert said. He is making good money and has found success in Radio.

to these two men when I said:



**NO!**

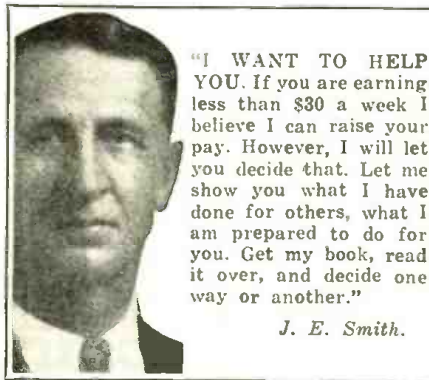
I'm not interested. That's what this fellow said. Today he would be ashamed if I gave you his real name and salary.

## I will Train You at Home in Spare Time for a GOOD JOB IN RADIO

These two fellows had the same chance. Each sent me a coupon, like the one in this ad. They got my book on Radio's opportunities. S. J. Ebert, 104-B Quadrangle, University of Iowa, Iowa City, Iowa, saw Radio offered him a real chance. He enrolled. The other fellow, whom we will call John Doe, wrote he wasn't interested. He was just one of those fellows who wants a better job, better pay, but never does anything about it. But read what S. J. Ebert wrote me: "Upon graduation I accepted a job fixing Radio sets. Within three weeks I was made Service Manager. This job paid me \$40 to \$50 a week compared with \$18 I earned in a shoe factory before. Eight months later I went with station KWCR as operator. From there I went to KTNT. Now I am Radio Engineer with WSUI. I certainly recommend the N. R. I. to all interested in the greatest field of all, Radio."

**Many Radio Experts Make \$30, \$50, \$75 a Week**

Radio broadcasting stations employ engineers, operators, station managers and pay up to \$5,000 a year. Fixing Radio sets in spare time pays many \$200 to \$500 a year—full time jobs with Radio jobbers, manufacturers and dealers as much as \$30, \$50, \$75 a week. Many Radio Experts open full or part time Radio sales and repair businesses. Radio manufacturers and jobbers employ—testers, inspectors, foremen, engineers, servicemen, and pay up to \$6,000 a year. Automobile, police, aviation, commercial Radio, loud speaker systems are newer fields offering good opportunities now and for the future. Television promises to open many



"I WANT TO HELP YOU. If you are earning less than \$30 a week I believe I can raise your pay. However, I will let you decide that. Let me show you what I have done for others, what I am prepared to do for you. Get my book, read it over, and decide one way or another."

J. E. Smith.

good jobs soon. Men I trained have good jobs in these branches of Radio. Read how they got their jobs. Mail coupon.

**Many Make \$5, \$10, \$15 a Week Extra in Spare Time While Learning**

The day you enroll I start sending Extra Money Job Sheets; show you how to do Radio repair jobs. Throughout your training I send plans and directions that made good spare time money—\$200 to \$500—for hundreds, while learning. I send you special Radio equipment to conduct experiments and build circuits. This 50-50 method of training makes learning at home interesting, fascinating, practical. I ALSO GIVE YOU A MODERN, PROFESSIONAL ALL-WAVE, ALL-PURPOSE RADIO SET SERVICING INSTRUMENT to help you make good

money fixing Radios while learning and equip you for full time jobs after graduation.

**I Also Give You This Professional Servicing Instrument**



Here is the instrument every Radio expert needs and wants—an All-Wave, All-Purpose, Set Servicing Instrument. It contains everything necessary to measure A.C. and D.C. voltages and current; to test tubes, resistance; adjust and align any set, old or new. It satisfies your needs for professional servicing after you graduate—can help you make extra money fixing sets while training.

**Find Out What Radio Offers You**

Act Today. Mail the coupon now for "Rich Rewards in Radio." It's free to any fellow over 16 years old. It points out Radio's spare time and full time opportunities and those coming in Television; tells about my training in Radio and Television; shows you letters from men I trained, telling what they are doing and earning. Find out what Radio offers YOU! MAIL COUPON in an envelope, or paste on a postcard—NOW!

**J. E. SMITH, President**

**Dept. 9AB3, National Radio Institute Washington, D. C.**



**MAIL THIS NOW**

### FOR FREE BOOK OF FACTS ABOUT RADIO

**J. E. SMITH, President, National Radio Institute Dept. 9AB3, Washington, D. C.**

Without obligating me, send your service manual "Radio Receiver Troubles—Their Cause and Remedy" and free book about spare time and full time Radio opportunities and how I can train for them at home in my spare time and about the N.R.I. Set servicing instrument you give me.

I am particularly interested in the branch of Radio checked.

- Radio Service Business of My Own
- Spare Time Radio Service Work
- Retail Sales of Radio Sets and Equipment
- Broadcasting Station Operator
- Aviation Radio Operator
- Auto Radio Installation and Service
- All-around Servicing Expert
- Loud Speaker Systems, Installation and Service
- Television Station Operator
- Service Expert with Radio Factory
- Commercial Radio Station Operator

(If you have not decided which branch you prefer—mail coupon now, for information to help you decide.)

NAME ..... AGE .....

ADDRESS ..... 14X-1

**Get My Lesson on Radio Servicing Tips FREE**

I'll prove my Training gives Practical, money-making information; is easy to understand—is just what you need to master Radio. My sample lesson text "Radio Receiver Troubles—Their Cause and Remedy" covers a long list of Radio receiver troubles in A.C., D.C., battery, universal, auto, T.H.P., super-heterodyne, all wave, and other types of sets and a cross reference system gives you the probable cause and a quick way to locate and remedy these set troubles. A special section is devoted to receiver check-up alignment, balancing, neutralizing and testing. Get this lesson Free. No obligation. Just mail coupon.



Please say you saw it in RADIO & TELEVISION

# RADIO & TELEVISION

*The Popular Radio Magazine*

JANUARY—1939

Vol. IX No. 9

HUGO GERNSBACK, Editor  
H. WINFIELD SECOR, Manag. Editor  
ROBERT EICHBERG, Assoc. Editor

## FLASH! EXTRA!

*Fips, the Office Boy*, will keep you in stitches with his story of his radio adventures on Mars. *Fips* was the Mirthquake of 1908-1911 in MODERN ELECTRICS. Now, better than ever, he will return to  
**RADIO & TELEVISION**  
See Page 563

## In This Issue

### GENERAL FEATURES

Television—Tomorrow's Big Opportunity—Wm. Dubilier	517
Television in the Spring!—H. W. Secor	518
World-Wide Radio Digest	520
Stolen Payroll Calls Police (Cover Feature)	522
Radioddities	522
The "Mystery" Control Tunes Receiver by Radio Waves	523
New Television Apparatus	525
Zworykin Extends Range of U.S.W. Repeater Stations	525

### CONDENSED FEATURES

World-Wide Radio Digest	520
Are You a German Spy?	520
Distinctive Calls for Remote Hams	520
Increasing the Range and Accuracy of U.S.W. Repeater Stations	525
Master Antenna Reduces Interference	526
Automatic Brake Tuning	526
Two-Tube Television Sound Set	526
Synchronous Motor for High Definition Television	527
Hinged Chassis Swings Out for Repairs	528
What Are Television's Immediate Problems?	528-529
Radio Operates Typewriter	529

### INSTRUCTION

Radio Test-Quiz—Robert Eichberg	524
Radio Beginner's Course—Martin Clifford, W2CDV	531
Learning the International Radio Code—Everett L. Dillard and Frank Collins	533
Question and Answer Department	546

### CONSTRUCTION

International Radio Review	526
Radio Kinks	532
Improve Your DX with this Pre-Selector—Howard G. McEntee, W2FHP	541
A DeLuxe Desk Type Transmitter—Alvin Abrams, W2DTT	542
A One-Tube Bandspread Receiver for the Short Wave Band—Herman Yellin, W2AJL	544
Two-Tube Portable Transmitter—Herman Yellin, W2AJL	548
Low Power Emergency Phone Rig—D. L. Warner, W9IBC	550

### TELEVISION

Editorial—Wm. Dubilier	517
Television in the Spring!	518
New Television Apparatus	525
Television Transmission Station at CBS	527

### MISCELLANEOUS

Radioddities	522
Radio Test-Quiz	524
What Do YOU Think?	530
Radio Kinks	532
World Short Wave Stations	534
Silver Trophy Award for Best Station Photo	535
Let's Listen In With Joe Miller	537
Short Wave League—"On the Ham Bands"—Elmer R. Fuller	539
Question Box	546
New NC-44 Receiver—James Millen	550
Directory of Newly Licensed Hams	554
Local HAM Gossip	558
New Radio Apparatus	559

## Next Month

Radio Inventions of Tomorrow.  
A One-Tube Watch Charm Receiver—L. S. Hoover.  
New Radio Amateur Course—C. W. Palmer, E.E.  
Television for the Beginner.  
Britain Invading U.S. Television Field.  
"Economy-3" Battery Receiver Using 4.4 Vt. Tubes—Harry D. Hooton, W8KPX.  
5-Meter Transmitter—Harry J. Mills.  
Television Sound Channel Receiver—Henry Townsend.  
Aerials for Ultra Short Waves.

### Certified Circuits



When you see this seal on a set it is a guarantee that it has been tested and certified in our laboratories, as well as privately in different parts of the country. Only constructional—experimental sets are certified.

You need not hesitate to spend money on parts because the set and circuit are bona fide.

This is the only magazine that renders such a service.

Cover composition by H. Gernsback and Thomas D. Pentz.  
See special article—page 522.

RADIO & TELEVISION—Published monthly on the tenth of the month. Entered as second-class matter Feb. 15, 1938, at the post office at Springfield, Mass., under the act of March 3, 1879. Trademarks and copyrights by permission of H. Gernsback. Text and Illustrations are copyright and may not be reproduced without permission. Subscription price \$2.50 a year in the United States and possessions and Canada. \$3.00 in foreign countries. Make all subscription checks payable to Popular Book Corporation.

Published by Popular Book Corporation. Publication Office—29 Worthington St., Springfield, Mass. Editorial and Executive Offices—99 Hudson St., New York, N.Y. HUGO GERNSBACK, President; H. W. SECOR, Vice-President; EMIL GROSSMAN, Director of Advertising. European Agents: Atlas Publishing and Distributing Co., Ltd., 18 Bride Lane, Fleet St., London, England; Brentano's—London and Paris. Australian Agents: McGill's Agency, 179 Elizabeth St., Melbourne.

Copyright 1938 by H. Gernsback

# MANY OPPORTUNITIES FOR THE COYNE TRAINED RADIO MAN

*Are You Ready for a Better Job—More Pay?*

Don't be an untrained man. Let me show you how to get your start in Radio — a fast growing, live money-making industry.

Prepare for jobs as Assembler, Inspector and Tester—Radio Sales or Service—Public Address and Sound Equipment—Broadcast Station Operator—Radio Operator on a Ship or Airplane—Police Radio—**HUNDREDS OF OPPORTUNITIES** for a real future in radio!

## 12 Weeks of Shop Training

We don't teach by book study. We train you on a great outlay of Radio, Television and Sound equipment—on scores of modern Radio Receivers, actual Broadcasting equipment, Television apparatus and Sound Reproduction equipment, Code and Telegraph equipment, etc. You don't need advanced education or previous experience. We give you — **RIGHT HERE IN THE COYNE SHOPS** — the actual practice and experience you'll need for your start in this great field. And because we cut out all useless theory and only give that which is necessary you get a practical training in 12 weeks. Mail coupon for all facts about my school and training methods.

## TELEVISION *and* PUBLIC ADDRESS

Television is sure to come as a commercial industry. Rapid progress is now being made in developing this new field. It will offer opportunities to the man who is trained in Radio. Here at Coyne you learn Television principles, and work on actual Television equipment. Public Address Systems offer opportunities to the Trained Radio Man. Here is a great new Radio field which is rapidly expanding. Prepare **NOW** for these wonderful opportunities! Learn Radio Sound Work at COYNE on actual Sound Reproduction equipment. Not a home study course.

### SEND FOR DETAILS OF MY "PAY AFTER GRADUATION" PLAN

Mail the Coupon below and I'll tell you about my "Pay After Graduation" Plan which has enabled hundreds of others to get Coyne training with very little money. On this plan you can get your training first, then take 12 months to complete your small monthly tuition payments starting 5 months after you begin training. Not a home study course.

Mail the coupon for all details of this "Tuition Payment Plan."

### PRACTICAL WORK at COYNE in Chicago

**ACTUAL, PRACTICAL WORK.** You build and service radio sets. You get training on real Broadcasting equipment. You construct Television Receiving Sets and actually transmit your own Television images over our Television equipment. You work on real Sound equipment. You learn Wireless Operating on Actual Code Practice apparatus. We don't waste time on useless theory. We give you the practical training you'll need for your start in Radio—in 12 short weeks. If you desire code, this requires additional time for which there is no extra charge.

**Mail Coupon Today for All the Facts**

H. C. LEWIS, Pres.      RADIO DIVISION      Founded 1899

**Coyne Electrical School**  
500 S. Paulina St., Dept. 19-2K, Chicago, Ill.



### ELECTRIC REFRIGERATION AIR CONDITIONING AUTOMOBILE ELECTRICAL WORK

Instruction now included at no extra cost. Here is your opportunity to learn these valuable allied lines without extra tuition charge.

### PART TIME EMPLOYMENT TO HELP YOU "EARN WHILE LEARNING"

If you are short of money and need part time employment to help pay for your room and board while training, my Employment Department will help you get a part time job.



### GET THE FACTS

Don't let lack of money prevent your sending in the Coupon. Mail the Coupon today and I Will send you the Big FREE Coyne Book full of FACTS.

H. C. LEWIS, Pres.  
**Radio Division, Coyne Electrical School**


500 S. Paulina St., Dept. 19-2K, Chicago, Ill.

Dear Mr. Lewis:—Send me your Big Free Radio Book, and all details of your "Pay After Graduation" Plan including valuable instruction in Electric Refrigeration, Air Conditioning and Automobile Electrical Work.

Name.....  
Address.....  
City.....State.....

# ... THESE OUTSTANDING SHORT WAVE BOOKS ARE Now Available AT YOUR DEALER!

YOU buy parts, tubes, kits, accessories from your local radio dealer—that's what countless thousands of short-wave fans do. Now through a nation-wide distribution service our numerous books are available at your favorite radio dealer—right where you buy other radio equipment. It's more convenient, saves time and you can inspect the books before you buy. Ask your dealer to show you all the books advertised on this page—they're always in stock.



### 101 SHORT WAVE HOOK-UPS

Compiled by the Editors of RADIO & TELEVISION

Here is a worthwhile book that every short wave listener, every short wave fan, and every short wave amateur has wanted for a long time. It gives you the 101 best short wave hook-ups which have appeared heretofore.

100 Illustrations 50c  
72 Pages

### HOW TO BUILD AND OPERATE SHORT WAVE RECEIVERS

This is the best and most up-to-date book on the subject. It is edited and prepared by the editors of RADIO & TELEVISION and contains a wealth of material on the building and operation, not only of typical short wave receivers, but short wave converters as well.

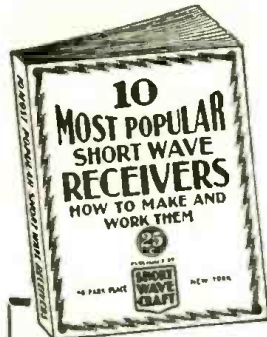
150 Illustrations 50c  
72 Pages



### TEN MOST POPULAR SHORT WAVE RECEIVERS

HOW TO MAKE AND WORK THEM  
The editors of RADIO & TELEVISION have selected ten outstanding short wave receivers and these are described in the new volume. Each receiver is fully illustrated with a complete layout, pictorial representation, photographs of the set complete, hook-up and all worthwhile specifications.


75 Illustrations 25c  
40 Pages



### HOW TO GET BEST SHORT WAVE RECEPTION

M. HARVEY GERNSBACK tells you everything you have ever wanted to know about short wave reception. The author, a professional radio listener and radio fan for many years, gives you his long experience in radio reception and all that goes with it.

40 Illustrations 50c  
72 Pages



### HOW TO BECOME AN AMATEUR RADIO OPERATOR

By Lieut. Myron F. Eddy, whose experience in the amateur field has made him pre-eminent in this line.

If you intend to become a licensed code operator, if you wish to take up phone work eventually—this is the book you must get.


150 Illustrations 50c  
72 Pages



### THE SHORT WAVE BEGINNER'S BOOK

Here is a book that solves your short wave problems—leading you in easy stages from the simplest fundamentals to the present state of the art as it is known today. It is the only low-priced reference book on short waves for the beginner.

75 Illustrations 25c  
40 Pages



## LOOK FOR YOUR NEAREST DEALER

For convenience the publishers list below dealers in all parts of the world where our books are available. On your next shopping trip be certain to examine these volumes. You're sure to want them for your technical library.

- ALABAMA**  
Walther Bros., Montgomery
- ARIZONA**  
Sam's Cigar Store, Phoenix
- CALIFORNIA**  
Electric Supply Co., Oakland  
Radio Supply Company, Los Angeles  
Radio Television Supply Co., Los Angeles  
Pacific Radio Exchange, Inc., Los Angeles  
Western Auto Supply, Los Angeles  
Zack Radio Supply Co., Los Angeles  
Wroman's Book Store, Pasadena  
Western Radio & Elec. Co., San Diego  
Offenbach Electric Co., San Francisco  
Technical Book Co., San Francisco  
Zack Radio Supply Co., San Francisco  
Radio Specialties Co., San Jose
- COLORADO**  
Auto Equipment Co., Denver  
Interstate Radio Supply, Denver
- CONNECTICUT**  
The Edward P. Judd Co., New Haven
- DELAWARE**  
Wilmington Elec. Spec. Co., Inc., Wilmington
- FLORIDA**  
Radio Accessories Co., Orlando
- GEORGIA**  
Wholesale Radio Service Co., Inc., Atlanta
- ILLINOIS**  
Allied Radio Corporation, Chicago  
Walter C. Braun, Inc., Chicago  
Chicago Radio Apparatus Co., Chicago  
A. C. McClurg & Co., Chicago  
Midwest Radio Mart, Chicago  
Sewark Electric Co., Chicago  
Sears, Roebuck & Co., Chicago  
Max Stehn & Co., Chicago  
Montgomery Ward & Co., Chicago  
Wholesale Radio Service Co., Inc., Chicago

- INDIANA**  
Van Sickle Radio, Indianapolis
- MASSACHUSETTS**  
DeWolfe & Fiske Co., Boston  
The Personal Book Shop, Boston  
Wholesale Radio Service Co., Inc., Boston  
Library Book House, Springfield  
Tremont Elec. Supply Co., Boston
- MICHIGAN**  
Rissi Brothers, Detroit
- MINNESOTA**  
St. Paul Book & Stat. Co., St. Paul
- MISSOURI**  
Bursteln-Applebee Co., Kansas City  
Radio Labs., Kansas City  
Walker Ashe Radio Co., St. Louis  
Van Sickle Radio Co., St. Louis
- NEW JERSEY**  
Radio Apparatus Co., Newark  
United Radio Co., Newark  
Wholesale Radio Service Co., Inc., Newark
- NEW YORK**  
Fort Orange Radio Dist. Co., Albany  
Wholesale Radio Service Co., Inc., Bronx  
Wholesale Radio Service Co., Inc., City  
Harrison Radio Co., New York City  
Jamieson, L. J., New York City  
American News Co., New York City  
Baker & Taylor Co., New York City  
Blum, the Radio Man, New York City  
David Bogen & Co., New York City  
Federated Purchaser, Inc., New York  
Radio Circular Co., New York City  
Thor Radio Corp., New York City  
Try-Mo Radio Co., New York City  
Van Riemsdyck Book Stores, New York City  
Wholesale Radio Service Co., Inc., New York City  
H. W. Wilson Co., New York City  
Radio Parts & Equipment Co., Rochester  
M. Schwartz & Son, Schenectady

- OHIO**  
College Book Exchange, Toledo
- OREGON**  
Wedel Co., Inc., Portland
- PENNSYLVANIA**  
Radio Electric Service Co., Philadelphia  
Cameradio Co., Pittsburgh
- WASHINGTON**  
Seattle Radio Supply Co., Seattle  
Wesell Co., Inc., Seattle  
Spokane Radio Co., Spokane
- WISCONSIN**  
Radio Parts Co., Milwaukee  
Radio Revista, Buenos Aires
- AUSTRALIA**  
McGill's Authorized Agency, Melbourne
- BELGIUM**  
Emil Arens, Brussels
- CANADA**  
T. Eaton & Co., Winnipeg, Man.  
Electrical Supplies, Ltd., Winnipeg, Man.  
Wholesale Radio Supply, Winnipeg, Man.  
Canadian Electrical Supply Co., Ltd., Toronto, Ont.  
Radio Trade Supply Co., Ltd., Toronto, Ont.  
Canadian Electrical Supply Co., Ltd., Montreal, P. Q.
- BRAZIL**  
Agencia Soave, Sao Paulo
- CHINA**  
China News Co., Shanghai  
International Booksellers, Ltd., Shanghai
- CUBA**  
Diamond News Co., Havana
- ENGLAND**  
Gorrin & Co., London
- FRANCE**  
Toute La Radio, Paris
- GERMANY**  
Rehr G.M.B.H. SW15, Berlin NW No. 7

- HOLLAND**  
Radio Peeters, Amsterdam, Z.
- INDIA**  
Empire Book Mart, Bombay
- MEXICO**  
American Book Store, Mexico, D. F.  
Central De Publicaciones, S. A., Mexico, D. F.  
Jaques Salvo, Mexico, D. F.
- NEW ZEALAND**  
Johns, Ltd., Auckland  
James Johnston, Ltd., Dunedin  
Te Aro Book Depot, Ltd., Wellington
- SOUTH AFRICA**  
Technical Book Co., Cape Town  
Central News Agency, Johannesburg  
International House, Johannesburg  
South African Radio Publications, Johannesburg

IF YOUR DEALER DOES NOT CARRY THESE BOOKS, ORDER DIRECT FROM US. FILL OUT COUPON BELOW. SHIPMENT WILL BE MADE IMMEDIATELY.

POPULAR BOOK CORP. R&T-1-39  
99 Hudson Street, New York City.

Gentlemen: I enclose herewith my remittance for \_\_\_\_\_ for which please send me the following books:

.....

Name \_\_\_\_\_

Address \_\_\_\_\_

City \_\_\_\_\_ State \_\_\_\_\_

(Send remittance in form of check or money order. If letter contains cash or unused U. S. postage stamps, register it.)

POPULAR BOOK CORPORATION • Publishers • 99 HUDSON STREET • NEW YORK, N. Y.



HUGO GERNSBACK, EDITOR

H. WINFIELD SECOR, MANAGING EDITOR

# Television— *Tomorrow's Big Opportunity*

William Dubilier

● RADIO is probably the most challenging scientific phenomenon of our civilization. Television and ultra-short waves, now on the threshold of epoch-making developments, promise shortly to revolutionize communication as dramatically as contemporary broadcasting revolutionized it during the recent European war crisis.

The prospects for the immediate future of ultra-short waves are brilliant. The American Telephone and Telegraph Company recently succeeded in communicating up to fifty miles with micro waves, using only a few watts of power. The experiments might almost be said to have been carried on with "match" or "candle" power. Reflectors similar to optics were used. This form of ultra-short wave broadcasting should meet with immediate success on small boats and in ship-to-shore communication over short distances. When it is more fully developed it will bring a new efficiency to airplane communication and all types of indicating instruments, and will open the way to the development of robot-direction of airplanes.

Although European nations, through government subsidies, have for the moment progressed further in the technical development of television than the United States and perfected apparatus which makes home television possible, the lack of interesting programs to be televised has halted the popular adoption of this latest advance of radio. It has been found that the public is not interested in seeing programs which are not visually attractive. If radio artists are not handsome or beautiful and the presentations well-staged, listeners would prefer to

depend upon imagination. The future of television depends upon its ability to find subjects to be televised which come up to the standards of pulchritude set by the cinema. Without the cooperation of the motion picture industry, it will be impossible for television to be used for anything but the transmission of such spectacular news events as parades and coronations, horse races and prize fights. On the modern industrial front, a struggle between radio and the motion picture industry for

the control of television threatens to duplicate the old conflict between the radio and the press for the control of broadcasting.

In the United States, progress in television is being made by many large corporations, including the broadcasting chains. While the engineering technique is being perfected, leaders in the field of communications are working for an initial cooperation between the radio and the cinema-makers as efficient as that which now prevails between the radio and the press. Without the cooperation of the film industry, radio leaders believe, it will be impossible to build widespread interest in television. Film-makers, on the other hand, recognize that if television is improved and developed to a stage where reasonably priced sets are placed on the market, and if television programs are developed which capture the public imagination, the effects on the motion picture industry, particularly the smaller theatres, may be catastrophic.

**RADIO & TELEVISION readers will want to know what one of America's foremost radio men thinks of the future of television. Mr. Dubilier's views on amateur radio are also expressed.**



Copyright by Elwin Neame

William Dubilier, a pioneer in the realm of radio invention and development. Mr. Dubilier is Technical Director of the Cornell-Dubilier Electric Corporation. He is also associated with a number of other radio companies, both in this country and abroad.

The *Society of Motion Picture Engineers* has taken steps to appoint a committee, headed by Dr. Alfred N. Goldsmith, well-known radio expert and engineer, to coordinate the pictures and television. It has been definitely proven that without good plays and actors to be televised, public interest in television sets could not long be maintained.

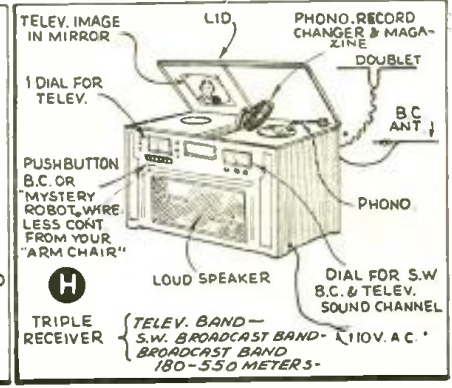
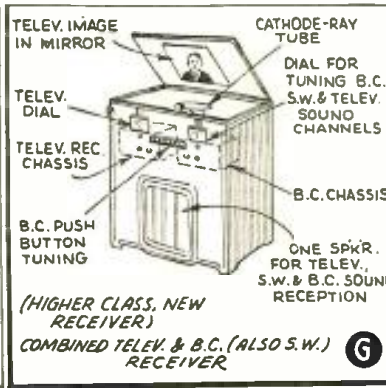



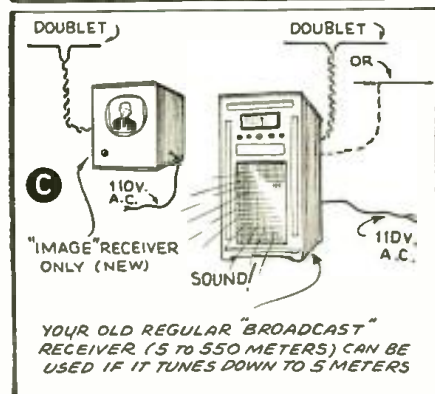
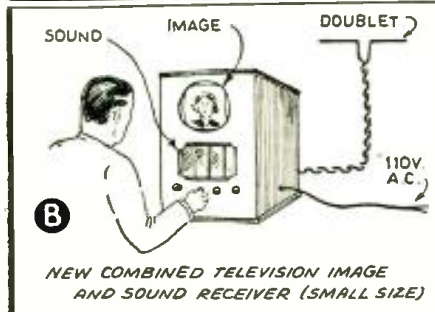

The United States inevitably is destined to play a brilliant role in the future of radio and television by virtue of the freedom from government control which her communications system enjoys. Largely because of this liberty, developments and contributions in all fields of communications in this country long have been more important than those of all the other countries combined. In the field of telephony alone, we have more than 50 per cent of all the telephones in the world.

The most significant result of this freedom, however, has been its encouragement of widespread and extremely inventive activity among amateurs in the fields of radio and television. Since the birth of radio, there have been more *amateur* radio builders and operators in the United States than in any other country.

In 1905, an amateur society of which the writer was an officer included among its members thousands of high school boys  
*(Continued on page 361)*

*Twenty-third of a Series of  
"Guest" Editorials.*

# TELEVISION



● DAVID SARNOFF, President of the Radio Corporation of America, has made the statement that television will be ready when the New York World's Fair opens in the spring. Other signposts along the avenue of television which point to a great activity shortly in this newest radio art are that several leading radio set manufacturers are starting to build television receivers of the home type. Further, RCA has announced that they are ready to supply television transmitters—a 1 kw. unit, at a cost of about \$60,000. A number of new licenses for the erection of experimental television stations have been granted by the F.C.C., so, all in all, it looks as if television will surely make its debut early in the year, and several well-known radio authorities have voiced this opinion.

television stations at first, until the F.C.C. grants regular commercial licenses for these stations, so that sponsored programs can be broadcast, and thus provide revenue to make the television stations self-supporting. The writer predicts that by the fall of 1939 at least 25 active television stations will be in operation in this country.

## What to Expect in a Television Set

The illustrations on this page show how television stacks up so far as the average home set is concerned. Of course, many experimenters and radio fans will build kit receivers for the images, and several of these kits have been on sale in the New York area for some time. To receive an image about 3 x 4", a receiving kit complete with the cathode-ray tube is available at a

- Can I adapt my present *broadcast* receiver to television?
- Can I pick up the television sound channel on my B.C. set?
- Should I defer buying a new radio broadcast receiver?
- What will the average television receiver cost?
- How large will the images be?

## Television—First Transmitters

The larger cities will undoubtedly be first to enjoy television programs, and New York will have two stations in operation shortly after the first of the year—the NBC transmitter, atop the 1300 foot Empire State Building; and the CBS transmitter in the Chrysler Tower. Another station is to be erected by the Du Mont Laboratories at Passaic, N. J., about 16 miles from New York. Several experimental television station permits for points in New England have been sought by the General Electric Company. Chicago and Kansas City will soon have television broadcasts, according to reports; and on the West Coast, the Don Lee Station in Los Angeles has been active for several years.

The local broadcasting companies in the larger cities will undoubtedly have to finance the erection and operation of the

little under \$100.00. For half this sum or less, the experimenter may build a set to pick up the image on a smaller c-r tube, and the small picture may be enlarged with a magnifying lens.

Looking at the illustrations herewith—Fig. "A" shows the cheapest start in home television, utilizing an image receiver only with no sound pickup. At "B" is shown a combined image and sound receiver available for a slightly higher price. On the small table type sets, the image will average about 3 x 4 inches and these sets will probably cost about \$125.00 to \$175.00.

Many people ask whether their present *broadcast* or *all-wave* receivers can be used for television. No receiver of this type can be used to pick up the image—a brand new specially built television receiver capable of passing 1½ to 2½ megacycles must be employed for seeing the image. At Fig. "C"—



# In the Spring!

H. W. Secor

TELEVISION HAS TECHNICALLY BEEN DEVELOPED TO A HIGH DEGREE. THIS ARTICLE PROVIDES THE LATEST INFORMATION IT WILL BE SOME TIME BEFORE HOME TELEVISION IS REALIZED. THE ART HAS GREAT OPPORTUNITIES FOR EXPERIMENTERS AND TECHNICIANS.

all-wave receivers, which tune down to 5 meters, can be used to pick up the sound channel, which will be somewhere in the neighborhood of six meters.

### Converters for "Sound" Pick-up

Another arrangement for both seeing and hearing television images will be to purchase a receiver for the images only, and a 5 to 7 meter short-wave converter may be built or purchased for the sound channel. This converter may be connected to your present broadcast or all-wave receiver. (See Fig. "D.")

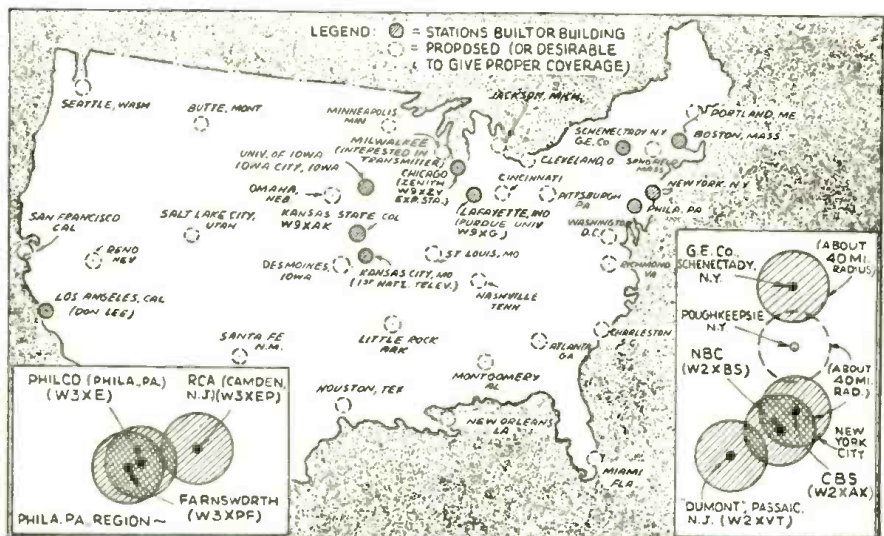
For a price varying between possibly \$250.00 and \$350.00, a combined television image and sound receiver built into a console cabinet will be available. The size of the image in this class of receivers will be about 7 x 9".

Fig. "F" answers the question raised by many of our readers as to whether a television image converter will be available for use in connection with their broadcast receiver. The answer is "No"—except for sound reception, as has been already explained.

In the price class of \$350.00 and up, there should be a console receiver providing reception of television images and sound, and also reception of the regular broadcast programs in the 200 to 550 meter band, as well as the usual short-wave broadcast bands. Two tuning dials will probably be built into these receivers to facilitate the tuning of such a great variety of stations, and one loud speaker will probably be used, as only one type of station would be tuned in at any given time. (See Fig. G.)

For those who can afford them, a still more advanced model will incorporate an electric phonograph, along with the reception on the television, broadcast and short-wave bands. Possibly also, these DeLuxe models will incorporate home-talking pictures, using either the 8 or 16 mm. film. (See Fig. "H.")

On the television receivers costing from \$350.00 up to \$500.00, a larger cathode-ray tube will be used, having a diameter of 14 to 16 inches and producing an image about a foot square.



Map shows Television stations built, being built or suggested for preliminary coverage of the U. S. Eventually several hundred transmitting stations will be in daily use. Remember that all licenses thus far are for "experimental" or test transmissions. Programs on regular daily schedules are still in the future.

Images measuring up to 18 x 20" will become available in more advanced models by projecting the image onto a ground glass screen, as shown in Fig. "I." Several models of this type have been available on the European market for some time, but the large image is not so bright on present models and some means of intensifying the brilliancy of the image must be found.

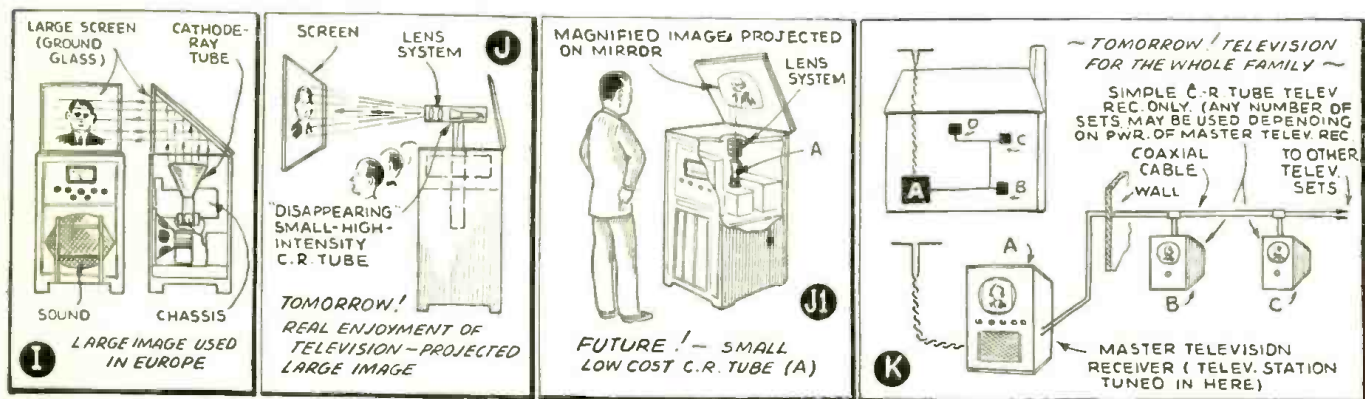
Undoubtedly some arrangement, like that shown in Fig. "J," will be offered in the near future, when a small high intensity C-R tube will be used, together with a projection lens, and the image thrown onto the screen as shown.

The illustrations on these two pages, beginning at the top of the left-hand page, show the evolution of "home" television, so far as the average person is concerned. The pictures show progressively television receivers of increasing cost and entertainment value.

The present high cost of the large size C-R tubes will, in the future, be reduced to a nominal sum for it appears certain that a tube with a screen no larger than 2 1/2 to 3" will be necessary, to be used with a lens projecting the image, as shown in Figs. "J," "I" and "K."

A New York television company has already developed a further idea whereby a number of television image receivers can be connected to a master receiver for home or public hall use. These secondary receivers are small units of nominal cost and these are wired to the master receiver by means of co-axial cable, as Fig. K shows.

Several years ago, Hugo Gernsback, the editor, devised a television receiver in the form of a pair of spectacles. Recently a similar idea has taken the form of a miniature television receiver, somewhat resembling the French type telephone, the image being seen at one end and the sound issuing from the other.



## Blimp Seeks Site for Transmitter

● A 50-foot blimp carrying a 1000-foot antenna is making a radio survey to select a possible site for a proposed new transmitter, with which it is hoped to strengthen the primary broadcast signals of station KDKA. The blimp is being used to determine the broadcasting efficiency of several locations which are being considered.

If the antenna is moved to within 10 miles of Pittsburgh's center, the signals will be



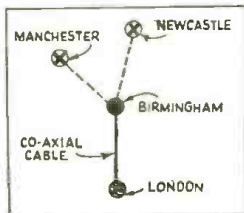
strengthened several fold. If the tests indicate one of the proposed new sites is suitable, the station's present 718-foot steel antenna will be dismantled and rebuilt on the new location. The four short-wave transmitters of W8XK will also be moved to the new location.

## New British Television Station

● A TELEVISION station will soon be opened in Birmingham, England, to supplement the one which has been operating satisfactorily in London. And already two more stations, in Manchester and Newcastle, are planned. Coaxial cable will be used to link them, and has already been installed for the Birmingham link.

There has been considerable agitation among British radio dealers who felt that television was holding back radio sales in areas not supplied with the video service, and this is believed to be the BBC's answer.

The Birmingham station will add a potential audience of several millions to the group of television "lookers-in," for it is to serve the thickly populated Midlands area. Heretofore, the benefits of television have been available only to those living in the London area.




# WORLD WIDE

## Britain's Buying Boom

● THE biggest increase in radio receiver licenses in seven years has been noted in Great Britain for September, according to *Wireless World*. The jump was 68,294; the year's total increase was 410,810. The increase is attributed to (a) Intense interest in news bulletins during the crisis with Germany; (b) Fear that the Government would check up on unlicensed sets if the war, which appeared so near, really came.

## New Airplane Radio Direction Finder

● A NEW Sperry-RCA automatic direction finder, when once tuned to a station points continuously and automatically at the station so that the pilot may devote his full attention to the plane's operation, having only to glance at the pointer on the direction finder's face. In addition to indicating the station's bearing, it immediately shows the pilot when he has passed over the beacon, and gives positive information to confirm the "cone of silence"



which he may not have noticed if he has been flying on the regular radio beam. The cone of silence is a momentary, complete absence of any signal. The automatic feature makes it possible for the pilot to obtain his bearings when static is so bad that it is virtually impossible to obtain a null or "no signal," if operating the ordinary type of loop.

## Remote "Hams" to Get Distinctive Calls

● TWO-LETTER prefixes, such as KB, KC, KD, etc., will be used in future call assignments for various portions of the

Pacific and to differentiate Virgin Islands from Puerto Rican Ham stations. The suffixes on such calls will continue to be chosen from 3-letter combinations. The new prefixes will be used in new, renewed or modified licenses, and present license holders may request a change by applying for modification. Three-letter suffixes will remain unchanged in such modifications.

## Scores by Radio

● THE man at the scoreboard may not be able to see the finish of a foot-race, and the man stationed at the finishing line cannot get his information to the scorekeeper quickly and accurately—without radio. In Britain, A.A.A. championships were covered with portable radio. Observer Kendrew, shown here with a portable transmitter, gave the results to the scorekeeper who posted them—quickly and accurately.



## Cleveland Gets Largest 2-Way Police Radio

● THE Cleveland Police Department is installing the world's largest and most modern two-way police radio system, to cover the entire metropolitan district and



the police departments of 56 suburbs, serving an area of 600 square miles around the city. Installation of the first 4½ tons of RCA equipment has already been commenced. The system will include three trans-

## Are You a German Spy?

● DAVID SCHOLES, special RADIO & TELEVISION reporter in Canada, has unearthed a spy plot of wide-reaching importance. Mr. Scholes, VE5DY, states that listeners to broadcasts from Germany (aimed at the United States and Canada) are invited to enter a photo contest under the terms of which entrants are required to give full details as to the exact locality of the scene depicted. Civic and industrial scenes are apparently favored entrants in the contest. In this way, Mr. Scholes states, a highly useful fund of information of strategic value in time of national emergencies can be built up, and the contributors to this fund of information are spies, and voluntary ones at that, in their own country, but most important, they are absolutely unaware of the harm they are doing their native land. According to Mr. Scholes, this subterranean spy system was first detected by VE3EO and reported in the *Toronto Star Weekly*.


# RADIO DIGEST

mitters in various parts of the city, together with two-way equipment for their patrol cars, detective cruisers and accident prevention cars, and receiving equipment for every ambulance and police motorcycle.

Ten years ago, Cleveland was the first city to operate a licensed police radio station. "Now," says Lloyd Chatterton, the city's Superintendent of Police Communication, "we will have the largest and most modern system in the world. In many cases, messages will be dispatched to patrol cars even before the complainant has finished telephoning for help. We saw a marked decrease in crime when the old one-way system was put in, and we look for a further decrease now. There will be a patrol car within  $\frac{3}{8}$  of a mile of any point in the city at all times."


## Short Waves Go Up?

● HOW do short waves travel—vertically as well as horizontally? This was the question that had been bothering engineers of the British Broadcasting Corporation. The answer was found by sending balloons aloft above Broadcasting House, each carrying a short-wave receiver. The accompanying picture was taken on the roof of Broadcasting House.



## Television by Christmas



● ACCORDING to Paramount Pictures, who have acquired a large interest in Allen B. Du Mont Laboratories, television receivers to sell for \$150.00 to \$200.00 will be available by Christmas. These receivers will show pictures 8" x 10". Du Mont's pres-



ent receivers cost \$395 for the table model and \$445 for the console. A "cutaway" view of the table model is shown. Despite this progress, Stanton Griffis, executive committee chairman of Paramount, says that television is still "in the experimental stage."

## Radio City of the West

● HOLLYWOOD, heart of the movie industry, is making its bid for similar position in radio through a new 3-story studio-office building erected by NBC. Ultra-modern in style, the building, shown in the picture below, is 367½ feet long and contains all offices and departments, in addition to eight studios. The exterior is done in blue-green, to reduce glare and to blend with the sky and surrounding foliage. The only decorations are aluminum strips on rounded corners, and huge metal NBC and RCA signs visible from all directions. The major studio seats 340 and can accommodate 1500 persons standing. Studios "B," "C," and "D" also seat 340 persons each. Studios "E," "F," "G" and "H" do not accommodate audiences. The building is completely air-conditioned and ultra-modern in every way.



## 160 Links in NBC Now

● WAPO of Chattanooga, Tenn., a 1420 kc. station using 250 watts daytime power and 100 watts at night, forms the 160th link in the NBC chain. The number of stations in the other networks are CBS, 115; MBS, 108.


## Mutes Converse by Television

● DEAF mutes are obviously unable to speak by telephone; normal persons are equally unable to speak by television unless it has associated sound. But, recently, two deaf mutes visited the NBC television studios—one stood before the transmitter, the other at the receiver—and with flying fingers, the man being televised gave his impressions of the tour to his friend at the receiver.

Perhaps television is the answer to long distance communications for those who are thus handicapped.

## Radio on the Links

● WHILE most golfers want silence when they drive and putt, Roy S. Mather of Atlanta, Ga., has his own ideas. Wishing to hear a football game while he had a golf date, Mr. Mather showed up at the Country Club with a separate caddy carrying a portable set which blatted away throughout the 18 holes. Mr. Mather reported his complete satisfaction with the set's performance. What his fellow golfers said cannot be printed here.





Radio transmitter, concealed in money-bag, broadcasts alarms to police.

● UNWARE that every move he makes is being broadcast to the police, the crook who steals a new messenger's case, designed by Hugo Gernsback, Editor of RADIO & TELEVISION, can be tracked down and captured before he has a chance to touch the money he has stolen.

The case—containing the payroll and a miniature transmitter—is locked at the bank. The condition shown on the cover of this magazine could not actually occur; it is posed merely to explain the action. The case does not come open until it is unlocked.

Externally, there is nothing to distinguish the radio money bag from any other small

# Stolen Money-Bag Calls Police

## Cover Feature

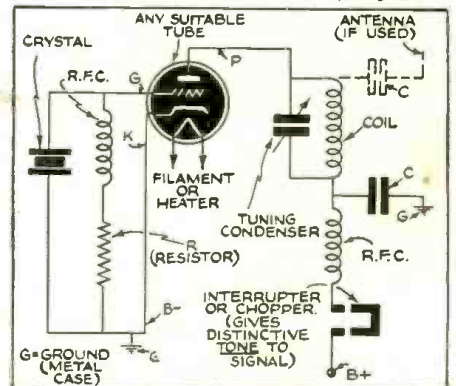
suitcase used for a similar purpose. The thief has no way of knowing that it broadcasts an alarm for his arrest every instant it is in his possession. Obviously, if he knew it was a radio transmitter, set to call the police when taken, he would not touch it!

Essentially, this crime prevention device consists of a strong, leather-covered metal suitcase, large enough to accommodate not only the payroll, but a miniature short-wave transmitter with its battery power-supply as well. The metal case acts as the transmitting antenna. When transmitting, it would be located instantly by means of a police radio direction finder.

A simple automatic switch turns the transmitter on if it is snatched from the messenger's hand, or dropped. It consists of an ordinary toggle switch mounted on the inside of the suitcase, to one side of the handle, in such a way that it is "on" when the knob is brought toward the handle. A piece of weak cotton string is tied to the switch knob and brought through a hole under the handle, after which it is tied around the messenger's wrist. Though this sounds crude, it ensures the switch being

turned on automatically if the bag is snatched from the messenger's grasp. The string breaks, freeing the messenger—and the thief is unable to shut off the transmitter. Modulation is achieved by means of

Circuit of the Radio Money-Bag.



an ordinary buzzer, connected in series with the plate lead of the tube. The received signal has a distinct tone, instantly recognizable by the police.

# RADIOODDITIES



Right—D. W. Moje of Seattle, Wash., has a Ham neighbor. Whenever his rig goes on the air, the porch light glows day or night, because of the power radiating from the antenna. The explanation offered by engineers is that the leads connected to the porch light have a length one-half or one-quarter the wave length being transmitted, and therefore resonate to the radiated wave. Perhaps the outfit is working somewhat in the manner of a Lecher wire system for measuring wavelengths.

Left—Prize Winner—Next door to the Paseo Methodist Episcopal Church in Kansas City, there lives a Ham, J. N. Blair, and when said Ham went on the air calling his mother in Oklahoma, the electric organ in the church picked up the signal and reproduced it, much to the surprise of the minister—who looks NOTHING like the picture here.

This item was reported by R. B. Tizzard of Long Beach, Calif., who wins First Prize for it.

## \$5.00 for Best "Radioddity"

● THE accompanying pictures show a number of freak radio reception conditions which actually occurred in the vicinity of radio transmitters. The editors will pay a \$5.00 monthly prize for the best "Radioddity" sent in by our readers. The description should be about 150 words in length and may be accompanied by a sketch or photo. The occurrences described must be based on fact, like those here illustrated.

If you have never run across any "Radioddity" of any nature, you may be able to act as a reporter for us by interviewing radio friends and engineers, especially those connected with broadcasting stations. You will probably pick up some very amusing Radioddities.


For the best Radioddity submitted each month, the editors offer a \$5.00 prize. Others, whose contributions are used, will receive a 1 year's subscription to RADIO & TELEVISION. In the event of a tie between two or more contestants, an equal prize will be awarded to each.

Closing date for the next contest is January 10th. Prize-winning contributions will be published in the March, 1939, issue.

Address all contributions and communications to  
Editor, Radioddities,  
RADIO & TELEVISION MAGAZINE,  
99 Hudson Street,  
New York, N. Y.



OH, WOULD I WERE A TENDER APPLE & BLOSSOM



You can't put anything over on these modern youngsters, according to Mrs. Robert Clark, then living in St. Johnsbury, Vt. Mrs. Clark

went to the home of a neighbor, Miss Bertha Lee, to call a physician to vaccinate her four young children. When she returned home, she was met at the door by the youngsters who announced, "We know when he's coming; we heard it on the radio." Miss Lee's outgoing messages are often received on the Clark's radio on a frequency between 700 and 800 kc.



When Robert C. Hurson of Melvindale, Mich., worked in a recording studio a few blocks away from the Detroit News' short-wave station, W8XWJ, the programs from that station were picked up on the amplifier, although there was no receiver in the studio. When a crystal mike on a 6-foot stand was used, test discs had W8XWJ as a background on all recordings. Mr. Hurson believes that the mike acts as a crystal detector in this strange phenomenon.



# "MYSTERY" Control

## Tunes Receiver by Short Waves

One of the greatest advances in the design of radio receivers is the new "mystery" tuning control. This device permits the selection of stations by remote control from a miniature transmitter that can be carried about the house.



● IT seems that American radio listeners are the first to have offered to them a remote control which works without connecting wires, thanks to the use of a small radio transmitter which can be carried about the house. So far as the editors know, this is the first control of this type actually offered for sale to the public.

Push-button or dial-type control boxes, which can be placed on your favorite arm chair, have been available for several years, but these all have to be connected to the radio set proper by means of a flexible cable which is sometimes hidden under a rug. The Philco *Mystery Control* operates in a purely *wire-less* manner and there are no connecting wires at all.

Briefly explained, the mystery control works in this fashion: A small battery-operated radio transmitter sends out an impulse wave (or several of them) as the dial on the control box is twirled. Suppose you want a certain station; this may require

four control impulses in order to actuate the selector switch in the receiver. You place your finger in the third hole on the dial, in the same way as you dial a telephone number. A special receiving set, tuned to the same frequency as the waves sent out from the miniature control transmitter, picks up these four pulses or waves and a *stepping relay* in the receiver moves the control switches around to the fourth position. When this occurs, the receiving set circuits are tuned to the particular station corresponding to this number. For the convenience of the average listener, the *station call letters* are, of course, placed opposite each hole on the control dial, but the numbers are used here to help carry the reader's mind through the sequence of operations taking place.

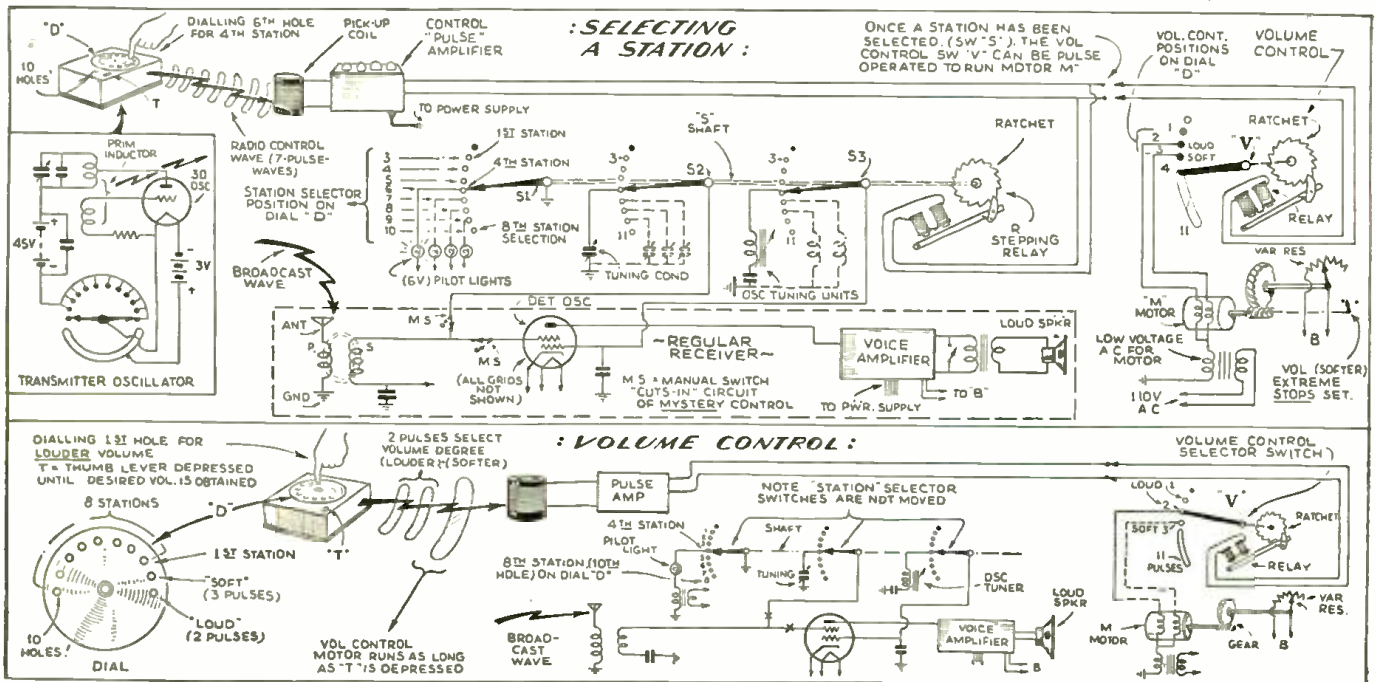
The accompanying diagrams show in simplified fashion what takes place when the *mystery control* is used. In the first place, the receiver has a regular manual

tuning control, too, and this can be used in the usual way whenever desired. When you are through using this control and wish to have the receiving set ready for operation by the robot or mystery control, a manually operated switch on the receiving set proper is set to *auto* (automatic). Now you can pick up your miniature radio transmitter and proceed to walk about the house or even out in the yard and select stations to your heart's content by merely dialing the station desired.

Looking at the diagram in Fig. 1, it will be seen that the control box houses a miniature transmitter, comprising a 30 type tube, operating on a 3-volt flashlight battery, together with a miniature 45-volt "B" battery. A spring-operated dial containing ten holes is also fitted onto this box; dialing the first hole (2 pulses) gives *louder* volume and dialing the second (3 pulses) gives *softer* volume. As the dial is twirled

(Continued on page 564)

Fig. 1, top; Fig. 2, below: "Station selector" switch and volume control are operated by a series of signals, transmitted from the portable control.



# RADIO TEST-QUIZ

Meet Your Professor—Robert Eichberg

Can you better the score of Hugo Gernsback, Editor-in-Chief of RADIO & TELEVISION? Mr. Gernsback, taken unaware by the Prof., attained a score of 83% in 17 minutes of answering. To calculate YOUR average, credit yourself with 4 points for every answer you get right; 2 points for every answer you get half right, etc. If you can get 65%, be proud; if 85%, be boastful; if 100%, don't tell anybody—they won't believe you.

1. In a recent public statement, David Sarnoff, president of RCA, said that home television

- a. Would not be feasible in our lifetime.
- b. Would start early in 1939.
- c. Would never be a commercial success.
- d. Would start late in 1938.

2. If you were erecting a television antenna, which type would you be most likely to use?

- a. Zep.
- b. Dipole.
- c. Spiderweb.
- d. T
- e. Wire doublet.
- f. Inverted L.



3. The standard automatic volume control works by

- a. Controlling the plate voltage of the detector.
- b. Permitting some energy to leak from antenna to ground.
- c. Controlling the bias on the R.F. and/or I.F. grids.
- d. Controlling the bias on the A.F. grids.

4. An amateur operator who has a ragged, almost unintelligible way of hammering out code is specifically called

- a. A wouff-hong.
- b. A fist.
- c. A lid.
- d. A prawn.

5. The beamscope, as used in radio, is highly useful, for it

- a. Makes an outdoor antenna unnecessary for local reception.
- b. Helps airplanes locate the beam sent out by the landing field.
- c. Is a particularly efficient oscilloscope, employing an electronic beam.
- d. Locates steel beams in buildings, which might shield indoor antennas.

6. The control grid lead of a screen-grid tube is brought out through a cap on top of the envelope

- a. To make it easier to connect and disconnect this lead.
- b. So that a meter can be connected easily in order to take readings.
- c. To make shorter grid-coil leads possible.

d. To keep the grid lead inside the tube farther away from the rest of the tube's internal leads.

7. If you were an electron inside a radio tube you would

- a. Flow from the cathode to the anode.
- b. Flow from the anode to the cathode.
- c. Flow from the cathode to the plate, and never, never play hookey by stopping at the grid.
- d. Flow from the grid to the cathode.

8. Assuming that there are fewer than 50,000 licensed amateurs in the United States today, approximately how many would you say are now receiving new licenses each month, as an average?

- a. 100
- b. 250
- c. 500
- d. 1000
- e. 1500
- f. 2500

9. Even if you fell for the Invasion from Mars, you ought to realize that a secondary cell is

- a. A "C" battery connected to a tap on a transformer secondary.
- b. A dry "B" battery.
- c. A small battery used to boost the voltage of a primary cell.
- d. Any storage battery.
- e. Any battery used in secondary circuits.

10. If you were lucky enough to own a transducer, you would use it

- a. In place of a magnetic phono pick-up.
- b. As a combined microphone and loud-speaker.
- c. For work on 5 meters only.
- d. In an intercommunicator.
- e. As part of an auto radio.

11. As a radio listener you should be aware that Hertzian Waves

- a. Were named in honor of Heinrich Hertz.
- b. Are waves of 5 meters or shorter.
- c. Are radio waves of any length.
- d. Are undamped radio waves.



12. If your home-made television receiver, using a cathode-ray tube, showed a negative image, you would correct it by

- a. Adding a video frequency amplifier stage.
- b. Taking out a video frequency amplifier stage.
- c. Getting a new cathode-ray tube.
- d. Reversing the connections to the anode and cathode of the cathode-ray tube.

13. Of the following men, some are associated with radio, but one or more are not. Can you tell which of these are not active in the radio field?

- a. Leno R. Lohr.
- b. Merlin H. Aylesworth.
- c. Harry Einstein.
- d. William S. Paley.
- e. George Bernstein.
- f. Hugo Gernsback.

14. Lost on a desert island, you have certain materials at hand to make a radio detector. Which of the following might you throw into the ocean because it would not work?

- a. Cymoscope.
- b. Common coal.
- c. Coherer.
- d. Sodium chloride.
- e. Carborundum.
- f. Galena.



CAN YOU TELL WHERE YOU ARE BY BROADCAST BEAMS?

15. Your airplane is off the broadcast beam, but you can tell where you are by the lights on broadcasting station aerials. See if you can match up the lighting arrangements in the left-hand column with the call letters in the right-hand column.

- a. Red; top, 2/3, 1/3. 1000-watt revolving red beacon on building.
- b. Red globes each tower, 500-watts on top, side lights 100-watts.
- c. Two red flashers; one on each tower.
- d. 1000-watt red beacon and 4 75-watt lights at 1/3 and 2/3 heights.
- e. Flood.
- A. WABC, Wayne, N. J.
- B. KNX, Van Nuys, Calif.
- C. WGN, Elgin, Ill.
- D. WBAP, Dallas Co., Tex.
- E. WOR, Carteret, N. J.

16. You detective story fans who tune-in on the police broadcasts doubtless know



WHAT DOES POLICE SIGNAL "30" MEAN?

that the New York City police have three code signals, but can you match up each of them with its meaning?

- a. Signal 30
- b. Signal 31
- c. Signal 32
- A. Report of suspicious persons (or car).
- B. Report of a crime.
- C. Arrest persons (or occupants of car) described.

17. The term "cone of silence," as applied to radio, refers to

- a. A broken loud-speaker.
- b. A dead spot over a vertical radiator.
- c. A position in front of a loud-speaker where bass notes are poorly heard.
- d. The positions near a unidirectional microphone where pick-up is poorest.

18. You are a hotel manager, and a number of people come to you looking for rooms. Can you match up the following lists to put the husbands and wives together?

- a. Gracie Allen
- b. Dorothy Wesley
- A. Ben Bernie
- B. Edgar Guest

(Continued on page 571)

# NEW TELEVISION APPARATUS

TELEVISION HAS TECHNICALLY BEEN DEVELOPED TO A HIGH DEGREE. THIS ARTICLE PROVIDES THE LATEST INFORMATION; IT WILL BE SOME TIME BEFORE HOME TELEVISION IS REALIZED. THE ART HAS GREAT OPPORTUNITIES FOR EXPERIMENTERS AND TECHNICIANS.



● AN English television inventor recently devised the very clever miniature television receiver, illustrated in the accompanying photo, which can be held in the hand. It provides both sound and image reproduction and is tuned by a small dial. As television develops in this country, there will undoubtedly be many miniature television receivers built and put on the market, somewhat resembling the one shown here. The image is reproduced by one of the small

## Televisor Fits Your Hand

cathode-ray tubes now available. Using midget size amplifying tubes, together with small coils and condensers, all of which are available, such a receiver can be built right now by any ingenious experimenter.

## First Commercial "Telemitter"

● THE first medium-powered television transmitter to be made available by RCA is rated at 1 kw. It is believed that the power of this transmitter is sufficient to enable experimental stations to render a satisfactory service without too great an initial expense. The video response of the transmitter extends well beyond the range required for present day 441-line pictures, thus providing for possible future requirements as to frequency response for greater definition.



● AS simple in operation as any radio set, fully capable of entertaining a dozen or more persons at a time with a combined sight-and-sound program. Occupying small space on a table or stand, the latest television receiver now available marks the advent of video broadcasting in the living room. Over a hundred such sets have already been sold in the New York metropolitan area alone. And with the promise of regular sight-and-sound programs early this coming year, production is now being

**Bright 8- x 10- Inch Image Home Televisor**

(Continued on page 562)

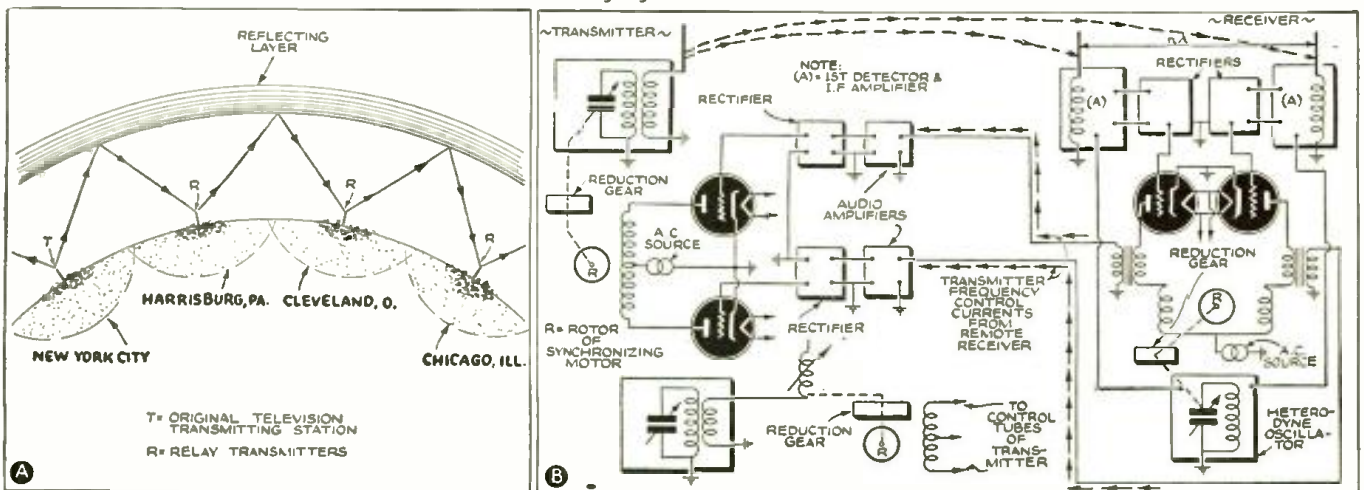
## Zworykin Extends Range of Ultra Short Waves Beyond Horizon

● THE Kennelly-Heaviside layer, cause of shifting and fading of radio waves, has been harnessed and made to work for its living by Dr. Vladimir Zworykin, noted radio inventor. He has patented a system particularly adapted to the transmission of ultra-high frequencies, such as are used in television work. His method makes it possible to transmit the waves beyond the horizon, automatically shifting the frequency of the radiated waves to take advantage of the shifting of the ionized layer above the earth, or by altering the angle of radiation of the transmitting aerial, so

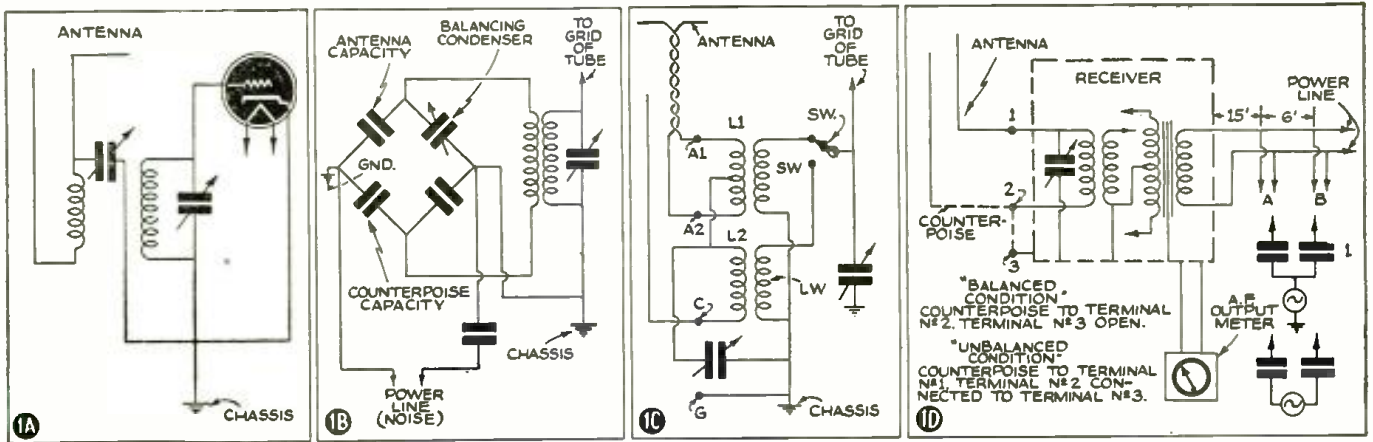
that signal strength remains level at the receiving end. This is not a method for use with individual stations so much as a means for linking relay stations to a central transmitter, or for monitoring an area. According to Dr. Zworykin, "The field strength at a pair of suitably positioned receiving antennas varies with the transmission path, i.e., one antenna may receive more or less energy than the other at any instant. The difference in signal strengths may be used to initiate a monitoring signal, which will simultaneously adjust

the wavelength at receiver and transmitter to thereby maintain the frequencies which afford the optimum transmission path. Thus, by monitoring at the receiver, a condition of constant field strength may be maintained between the receiving antennas. The monitored received signals of constant strength may be used as a relay to modulate a second (relay) transmitter, or for normal long distance reception. "The transmitter and receiver may be connected by a pair of ordinary telephone lines or low frequency (high wavelength) radio channels."

Fig. A—Repeater stations will relay television programs in the near future. Fig. B—Simplified circuit of Zworykin system for feeding back checking signals to transmitter.



# INTERNATIONAL



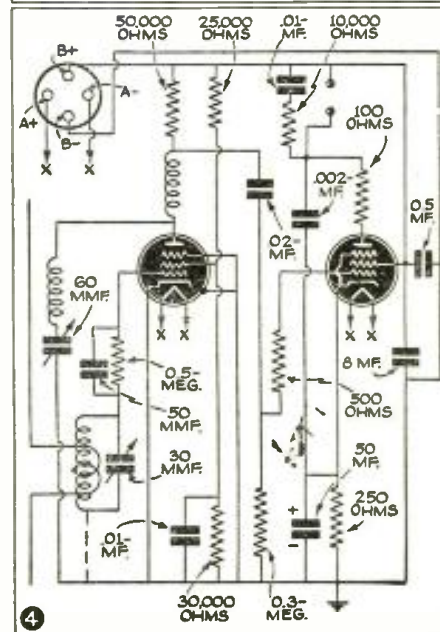
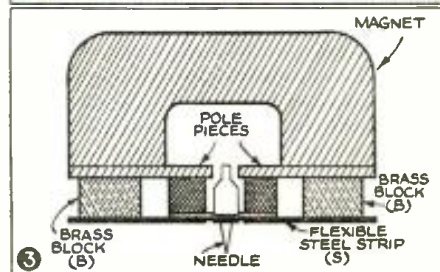
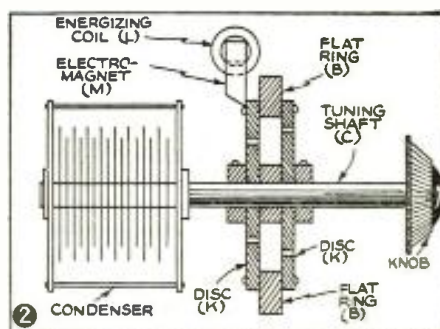
## Master Antenna Reduces Interference

1 WITH a properly designed master antenna system, radio enthusiasts can listen to radio with much less interference from man-made static, according to RCA engineers. Fig. 1A shows an effective method of eliminating such interference and it is not critical to balance. The antenna consists of an inverted L about 80 feet long, with the counter-poise close to and parallel to the antenna, for a distance of about half its length, a space of about six inches being left between these two wires. A high inductance primary coil is connected between the antenna and counter-poise and is coupled to a resonant secondary. A small variable condenser, connected between the antenna and chassis, is used to balance out the noise.

Fig. 1B gives an explanation of this circuit which is, in effect, a bridge, two of the arms of which are the antenna and counter-poise capacities. A third arm is the distributed capacity of the lower end of the primary winding to the chassis, while the fourth arm is the capacity of the other end of the primary to chassis in parallel with the balancing condenser. The balance adjustment is made at the time of installation. The antenna need not be in a noise-free area. Fig. 1C shows the use of a dipole in a balanced circuit.

To adapt the antenna to use with receivers not especially designed for it, an external transformer is needed. Fig. 1D shows this circuit. The only difference between this arrangement and the previous ones is that when the primaries are built in the receiver, the broadcast primary circuit is resonant just outside the low frequency end of the band, but when an external transformer is used, the broadcast primary and secondary circuits are separately resonant in the band, but are so coupled as to push the peaks to the extremes of the band. A resistor of about 2000 ohms is shunted across the primary to flatten the resonance.

While such antenna systems are suitable for installation in any locality, they are especially desirable in areas where there is much man-made interference.



## Automatic Brake Tuning

2 INSTEAD of a visible indication of resonance, a new German patent provides tactile indication. As shown in Fig. 2, the shaft C of the tuning condenser is provided with two discs, K, of non-magnetic metal, between which is a brake-shoe B, made of magnetic metal. The electro-magnet M attracts B, when its energizing coil L receives power from the set. This can be done from the I.F. stages, much as such power is used to swing the indicator of a tuning meter to indicate resonance. A noticeable drag is put on the tuning knob when the set is tuned to a station, but turning the knob brings the set past the point of resonance, releasing the brake and permitting other stations to be tuned in.

## New Pick-up Design

3 A NEW type of magnetic pick-up which uses a different type of magnetic path and a lighter armature and needle, has been described in *Wireless World*. The effect is to decrease record wear and increase frequency response. The coil in the standard pick-up is within the main magnetic circuit, which is completed through two pairs of pole-pieces. The accompanying illustration, Fig. 3, shows the new type of pick-up, in which P is the single pair of pole-pieces, while S is a flexible steel strip supporting the armature and mounted on brass blocks B. The needle and armature in this device are about  $\frac{1}{4}$  the size of those commonly employed.

## Two-Tube Television Sound Set

4 WITH a range equal to that of the usual television receiver, this 2-tube sound channel costs little to build and affords good loud-speaker volume. The super-regenerative circuit is shown in Fig. 4. It is, as the figure shows, a straight set with capacity controlled feed-back, an R.F. type pentode being used as a grid-leak detector. The grid coil, which consists of four complete turns of No. 16 wire  $\frac{3}{4}$ " in diameter and spaced approximately the thickness of the wire, may be mounted directly across the 30 mmf. variable condenser. The tickler

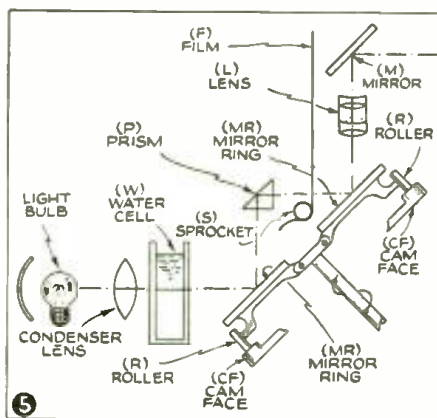


# RADIO REVIEW

winding is three or four turns of ordinary flexible hookup wire, jumble-wound around the center of the grid coil. An additional single turn coil is looped around the ground end of the grid coil and connected to a dipole or to antenna and ground. All other parts are standard. All resistors of 10,000 ohms or less should be of the 1-watt type, while the others are preferably 1/2-watt resistors, though 1/4-watt resistors may be used where but little current is drawn. This receiver was described in *Television & Short Wave World* of Britain.

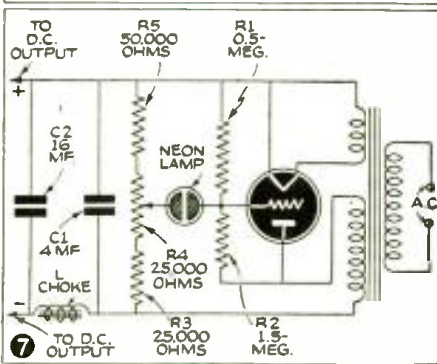
## New Film Transmitter for Britain

**5** BECAUSE an ordinary intermittent motion film projector used in conjunction with an Emitron does not give satisfactory results, a new type of transmitter has been designed for British television stations. As described in *Television & Short Wave World*, the film runs from a horizontal take-off in this new scanner. A system of oscillating and rotating mirrors interposed between the light source and the film, and the film and the objective lens, puts a stationary picture on the screen of the Emitron (which corresponds to our Iconoscope). As Fig. 5 shows, the light source is focused through a cooling cell W, upon the lower part of the mirror ring MR, which comprises 64 pivoted mirrors rotating on an inclined spindle, and each tilted by the rollers R, working on the cam face CF.



## Synchronous Motor for High Definition Television

**6** THE Scophony system of Britain has developed a 30,375 R.P.M. synchronous motor for use in large screen, high definition, mechanical television. The motor, which is the heart of the system, is really two motors running on the same shaft—one an induction motor; the other, a synchronous phonic wheel, according to *Television & Short Wave World*. The induction motor, as seen in Fig. 6, is of the two-pole squirrel cage type and supplies the torque necessary to overcome friction and maintain the motor at approximately the correct speed. To obtain synchronism, a 20-pole



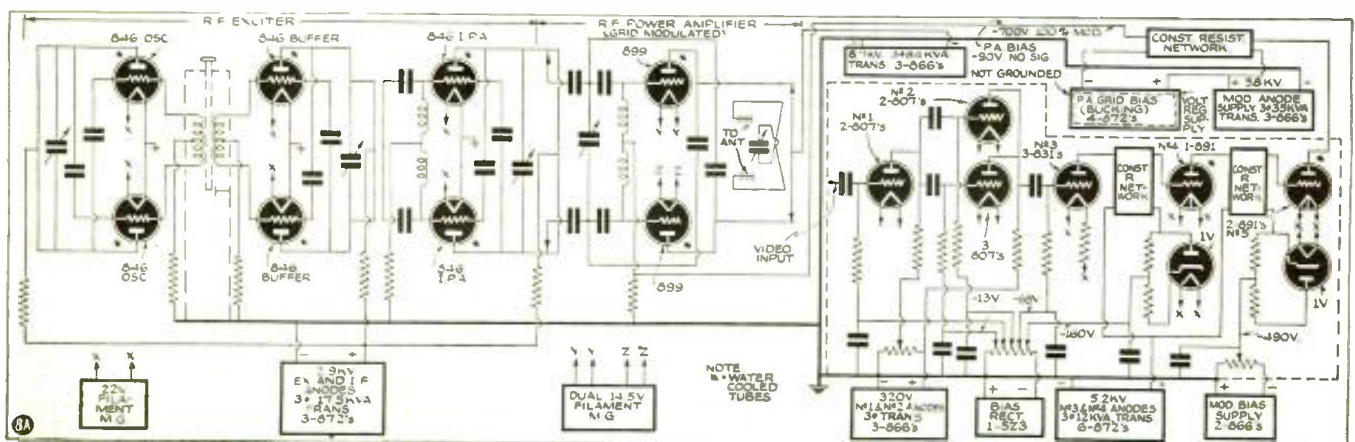
phonic wheel, running in a 10-pole stator, is mounted on the same shaft. The stator winding is tuned to resonance at the signal frequency and D.C. of a value equal to the peak A.C. is passed through the winding so that the magnetic flux remains uni-directional. The light source used in the Scophony system consists of a high illumination lamp working through special lenses and a supersonic lighting control, and two scanning wheels to provide vertical and horizontal scanning. The sets, as now made in England, use 39 tubes and produce a picture 20" x 24". Scophony plans to enter the American market with a company organized and operating over here.

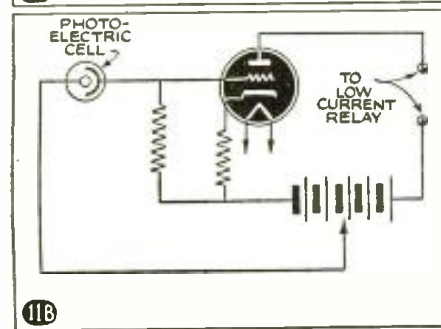
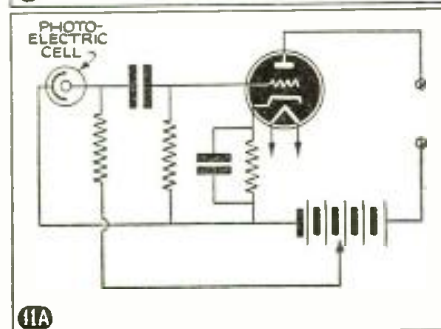
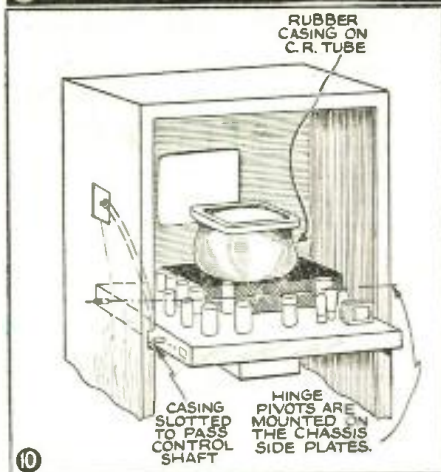
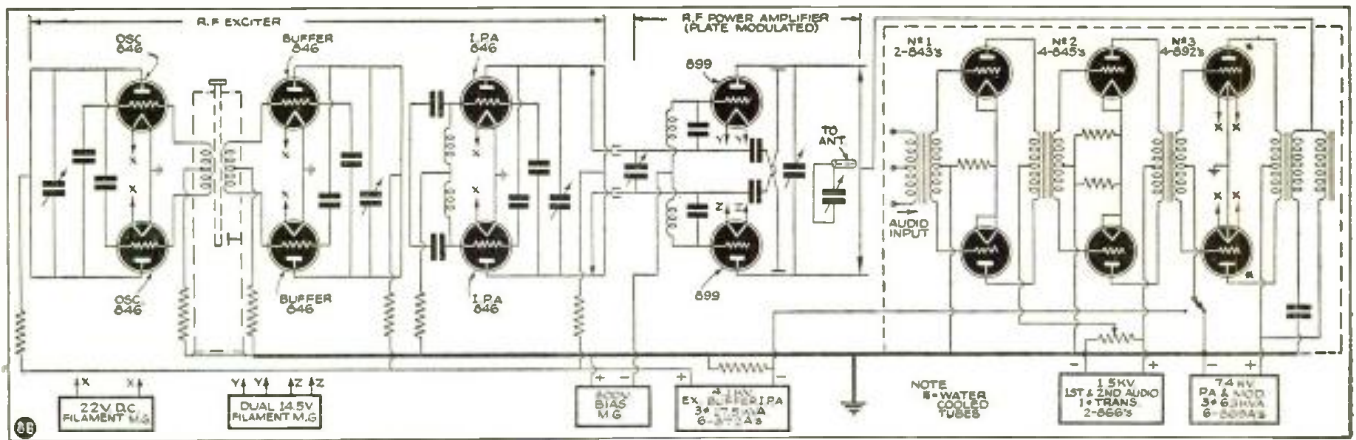
## Neon Controlled Stabilizer

**7** THE voltage of a power pack may be maintained at a relatively constant level through the use of a neon tube. Not only does the tube serve to keep the output of the pack relatively level, though the input voltage may fluctuate as much as plus or minus 15%, but it also serves to reduce hum. By way of example, though the A.C. input may vary 10%, the output will only increase or decrease 2%. The rectifier is of any standard type capable of providing ample current. Connected as shown in Fig. 7 is the neon tube M. The breakdown of the tube is such that if the voltage rises to an excessive amount, the tube glows and by-passes some of the current. According to *Wireless World*, the arrangement is patented.

## Television Station W2XAX

**8** THE preceding issue of RADIO & TELEVISION showed the studio set-up and a control room layout for television station W2XAX, the new New York layout for the Columbia Broadcasting System's visual programs. Now Dr. Peter C. Goldmark, Chief Television Engineer of the CBS, has prepared a block diagram of the video and audio transmitters. These recently appeared in *Communications*. Fig. 8A shows the video transmitter; 8B, the audio transmitter to carry the sound portion of the program. In Fig. 8A, the master oscillator will be





# INTERNATIONAL

supplied with a temperature-compensated grid line, using two 846's to produce the carrier frequency, which will be constant within .02%. The two 899's shown in the diagram will be operated with 9,000 volts on the plate to produce a current of 3 amperes per tube.

## New Vacuum Tube Includes Television

9 A FEW days ago, Philo (whom the *New York Times* refers to as "Philip") T. Farnsworth described a new television pick-up tube to the Institute of Radio Engineers and the Radio Manufacturers Association. The new tube is used in conjunction with an F2.5 lens of 9" focal length. The tube, which will sell for around \$500.00, will be capable of being used with interchangeable lenses so that a turret may be mounted before it and close-up, wide-angle, telephoto and other special lenses used. Mr. Farnsworth says this will permit news pick-ups of fires, etc., such as RCA's television chanced to pick up a fire on Wards Island a few days later. In the illustration, Fig. 9, a photo of RCA's image in this transmission, the diagonal lines were caused by interference from a nearby radio transmitter. The RCA television pick-up truck happened to be in the neighborhood when the fire broke out.

## Hinged Chassis Swings Out for Repairs

10 THE Murphy radio (a British sight and sound set) has an ingenious way of aiding the service man. The chassis is mounted on a hinge so that it may be swung out to become easily accessible for the repair man, as seen in Fig. 10. The set is a 15-tube outfit, producing a 7½" x 6" picture. The end of the tube is tilted at a slight angle to make viewing easy, as described in *Television & Short Wave World*.

## Photo Cell Applications

11 A HIGH quality gas-filled P.E. cell can be used for a great number of purposes, particularly when the cell is sensitive to the red and infra-red portions of the spectrum. Some of the uses include burglar alarms, counting systems, timing devices,

light measurement, smoke density measurement, etc. The *Australasian Radio World* publishes two circuits. Fig. 11A is a hookup to use when rapid response to light variation is required, as in reproducing sound-on-film. Where the apparatus must respond to a breakage of a light beam, the circuit shown in Fig. 11B is preferred.

## Fields of Force in Tuning Coils

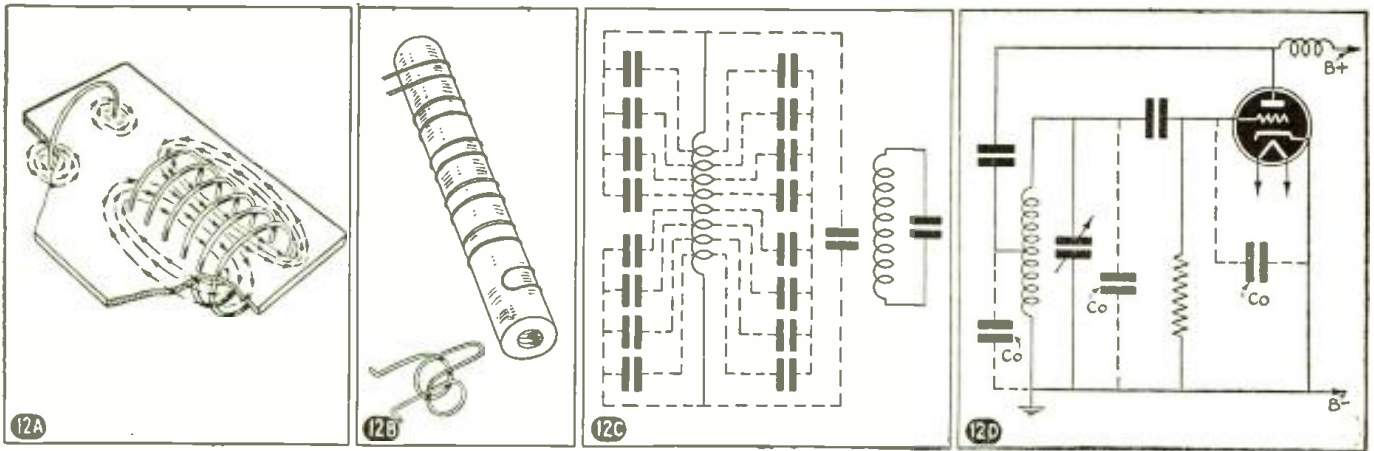
12 FIG. 12A illustrates the field's magnetic lines resulting from—at the left, a single turn; and at the right, a number of turns to form a solenoid. You will notice that a single turn field surrounds the wire, whereas where a number of turns are wound together, the field surrounds the turns as a group, instead of individually. If it is desirable to eliminate stray inductance, the wire may be doubled by being wound as

## What Are Television's

● THE quality of television pictures achieved in the past few years has certainly been good enough to interest an increasingly large proportion of the population, but there are still two major questions to be answered, I. J. Kaar, design engineer of the General Electric Company's radio division, pointed out in a paper delivered before the Society of Motion Picture Engineers. The first of these—fixing satisfactory television standards—has practically been settled now, he added. The second is a method of paying for the programs.

"In television, because of the use of scanning and the necessity of synchronization between receiver and transmitter, if transmission standards are changed, receivers designed for the old standards become useless. Because of this fact no responsible manufacturer would sell receivers to the public until standards were fixed by the industry and sponsored by the Federal Communications Commission.

"It required considerable technical perfection to justify our high standards, but this has now been attained and the essential standards agreed upon. It may be said with some assurance that the last technical obstacle in the path of



# RADIO REVIEW

shown in Fig. 12B. In this case, the fields of the individual turns of wire oppose each other so that the lines of force "buck themselves out." Not only does stray inductance exist in a set, but stray capacity likewise, between the individual turns and throughout the field as a whole, according to a group of diagrams explaining an article published in *Practical and Amateur Wireless* (see Fig. 12C). Fig. 12D shows the effect of such stray capacities.

## Radio Operates Typewriter

**13** THE new Radiotype machine, developed by International Business Machines Corporation, will write letters, cut stencils—in fact, do anything that any typewriter will do—and may be operated completely by radio. A typist at the transmitter operates the transmitting machine, shown

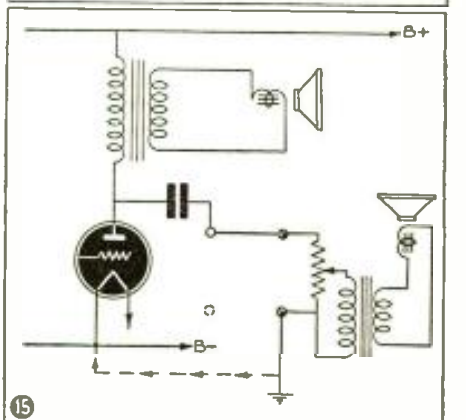
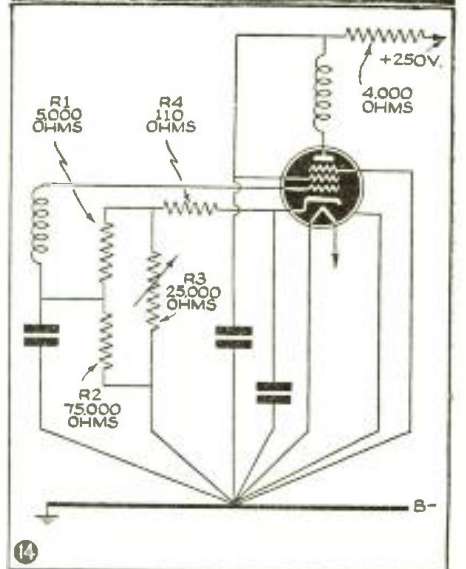
in Fig. 13, at good speed—up to 100 words per minute. Radio transmission is accomplished in much the usual way, and pick-up is by a modification of the standard radio receiver, the output being fed into a special circuit for the receiving radio typewriter.

## Biasing Control and Suppressor Grids

**14** IN keeping control and suppressor grid biases in the correct ratio, it is often important to adopt a point connection, as shown in Fig. 14, particularly when voltages are supplied from the common power-pack. It is well known, according to an article in *Wireless World*, that the tube's input capacity includes inter-electrode capacities which vary with individual tubes. These capacities may make considerable difference in tuning when the tube is used for ultra short-wave work. Variation in tube capacities can be largely overcome by biasing control and suppressor grids together, the bias on the former being about 1/17 of that of the latter. Fig. 14 shows how such biasing may be secured. Note particularly that it is necessary to bring the grounded leads to a single point in order to avoid a "ground loop" effect in the chassis.

## Connecting Extra Speakers

**15** SOME hints on connecting remote speakers appeared in an article by W. J. Delancy in *Practical and Amateur Wireless of England*. Fig. 15 indicates a simple means of achieving this result. In this case, the speaker requires but one wire connecting it to the set. In the average radio receiver, the negative B lead is grounded, either directly or through a condenser. Therefore one terminal of the remote speaker may likewise be grounded, a single wire being used to connect the remaining terminal to a condenser in series with the plate of the output tube. In some cases, where it is desirable to have the remote speaker working without the speaker in the set in use, a SPDT may be used to switch over from one speaker to the other. As shown in the diagram, a variable resistor connected to the remote speaker serves to control the volume.



## Immediate Problems?

commercial television, at least so far as the excellence of the picture under proper conditions is concerned, has been removed."

The question of who shall pay for television programs has not been answered, Mr. Kaar said, pointing out that the present broadcasting system, with its commercial sponsors who pay the bill, requires the existence of tens of millions of receivers, with listeners who may be induced to buy the advertised products.

"Such an audience does not exist in television," he said, "and cannot be expected for several years."

Answering the questions as to how good television will be and how much it will cost means discussing how large and bright the picture will be and how much it will show, said Mr. Kaar.

"The standard high quality television system which will possibly be commercialized shortly will have a 12-inch tube with a picture 7½ by 10 inches. The matter of increasing the size of a cathode ray picture presents serious obstacles," Mr. Kaar declared. "As tubes become larger they also become longer, and their overall size becomes such that it is difficult to find suitably attractive cabinets for them."

# What Do You Think?



Jack Buitekant's busy S-W Listening Station. This month's prize winner—1 year's subscription to "R. & T." for best "Listening Post" photo.

## Buitekant's Listening Post

Editor,

Herewith photo of my DX shack. The receiver shown is a *Hallicrafter Challenger*, model S-15, which I purchased last year. This is my first S-W receiver, and since its purchase I have logged 90 countries on all continents, of which 70 countries have been kind enough to QSL. The pre-selector shown is a revamped PR-10, which helps to bring in those weak signals.

Among my better QSL's are: JZK, JZJ, JZI, JVF, JDY, CR6AA, ZBW, CR7BH, PLE, YDC, VWY-2, TPZ, ZS2N, CN8MU, CN1AF, 25 VK "hams" and many others scattered around the globe.

I can truthfully say that I have received great help in my better DX tuning from your column—"Let's Listen In with Joe Miller." I find this column very useful, and can hardly wait 'til the next issue arrives on the newsstand. I can assure you that I would feel lost without this magazine on my DX table.

Your magazine has many fine features and these new "ham" departments make great reading.

I have just swapped in my *Challenger* receiver for a *Super-Skyrider* model SX16, and hope to "go to town" with this receiver.

I would certainly appreciate letters from all DXers, and promise to answer all received.

JACK BUIEKANT,  
1695 Andrews Ave.,  
Bronx, New York City.

## VAC Through "Station Lists"

Editor,

I am a very ardent SWL and have just finished reading the November issue. I like your magazine a lot. The departments that interest me most are *Joe Miller's* column, *On the Ham Bands*, *Radio Kinks*, *Barter and Exchange* ads and, of course, *What Do*

*You Think?* department. I know many fellows who have built your sets and they certainly go for them in a big way.

At present, I have a 9-tube Philco and certainly get results with it. I have heard all continents, and 48 countries. I also have all continents verified and 43 countries. Your *Station Lists* are very valuable for me. If it weren't for them, I would not have been able to log so many. Altogether now I have 347 QSL cards, thanks to your valuable information.

On the amateur bands, I have heard all districts of U. S., Canada, Cuba and Mexico. I also hear quite a few VK's.

I am going to send you my Listening Post photo soon. Why don't you have other contests for SWL's like the Short Wave Scout Trophy contest?

If any SWL happens to read this far, I would like to hear from him. I exchange cards, reports and gab, to all countries. Let's hear from some of you.

BILL RASINS,  
6611 S. Rockwell St.,  
Chicago, Ill.

## A Voice from Oklahoma

Editor,

I have just purchased my copy of the new *RADIO & TELEVISION* and think that it is the best so far. It has more of what the "SWL" and the Ham want now.

I noticed particularly the section "On the Ham Bands" (with listening post observers) and think it is the most interesting in the magazine, although the rest of them are of great value.

Herewith is a photo of my listening den. To the extreme left of the table is a 3-tube regenerative receiver. I took the diagram for this receiver from *R. & T.* It has a 57 det., a 56 audio, and a power-supply with 80 rect. This power-supply is sitting under the table. I have brought in many DX stations with this receiver. Just to the right of it is a *Hallicrafter's Sky-Buddy*. I am very well satisfied with it. Sitting on top of the *Sky-Buddy* is a small receiver using a 19 tube. This diagram was obtained from your magazine; I sometimes use this set as a portable. Around my neck is seen a pair of Brush crystal phones for CW reception.

The first few rows of QSL cards, which



Dorsey T. Dobson, the only S-W Listener in Durant, Oklahoma.

are cut off in this photo, are QSL's from PY2CK, CO2KL, PAZB, F8NE, F8GQ, K5AN, VK2PX, D4SNP, LU6AT, LU4BH, XE1LK, LU5AN, HK4EA, HIIC, and H6KEF.

The antennae used here are a 64 ft., single wire 28 ft. in the air and an 8 ft. vertical 28 ft. in the air.

I have been an SWL for the past 4 years and hope to keep on being one from now on. I'm the only SWL in Durant at present.

I listen in on the Ham bands only. DX on the Ham bands has been very good lately.

DORSEY T. DOBSON,  
704 West Beech Street,  
Durant, Oklahoma.

## Liked Our Oct. "Ham" Features

Editor,

I certainly enjoyed your October issue of *RADIO & TELEVISION*. Your Ham articles were indeed most interesting and I hope you will continue publishing more in future issues.

The article about the "Phone Ham" was very good. Now I would like to see one on C. W. Hams—I work phone occasionally but like C. W. best—(you know we C. W. boys can't let those phone guys get ahead of us, Hi!).

Another thing I greatly enjoyed was those "historical" articles—they sure brought

(Continued on page 569)

[Live Ham Station W8NCJ at Knox, Pa. Operators—Ray and Beth Rosenberg.]



# RADIO BEGINNER

Martin Clifford, W2CDV

What happens when a condenser is connected to D.C.? To A.C.? In parallel with an inductance? How is the relation between voltage and current affected by a condenser?

● EVERY radio circuit, regardless of how simple or complicated, may actually be considered as a combination of resistance, capacitance, and inductance. Since these factors basically constitute radio, they should be considered in two ways. First, resistance, capacitance and inductance should be thoroughly understood when acting alone in the form of pure resistance, capacitance or inductance. They should then be studied when acting in combination. This latter form is the more important of the two, since rarely do we consider inductance or capacitance alone, except possibly when studying isolated portions of radio circuits.

### Condensers and Capacitance

In previous articles we have considered resistance and inductance. We now come to the third factor—capacitance. Condensers come in a variety of forms, depending upon the use to which they are to be put. The most elementary type consists of two metal plates, separated by a sheet of insulating material which may be mica, air, glass, hard rubber, or generally any non-conducting or insulating material. The *capacity* of condensers to store electricity depends upon the type of insulator used (called *dielectric*), and upon the area of and distance between the plates. In order to understand simple condenser action let us put a condenser across a source of direct current supply, such as a battery. It can easily be seen in Fig. 1 that the introduction of a condenser in the circuit is tantamount to opening the circuit. The side of the condenser connected to the plus side of the battery is said to accumulate a positive charge, due to the fact that the interposition of the dielectric prevents the current from continuing to the other terminal of the battery. It can be proved that a condenser stores electricity, by carefully removing the condenser from the circuit and then shorting the condenser with a bit of wire. A small spark will result. It must not be thought that placing a condenser in a direct current circuit means that no current will flow. If we were to observe the meter in the circuit, we would notice a momentary deflection, indicating a current flow. The meter needle would then drop back to zero, showing that the condenser had been charged. When the voltage across the condenser builds up to a value equal to that of the battery voltage, the current ceases to flow. If the student has difficulty in visualizing voltages opposing each other, he should remember the action of the two north magnetic poles opposing each other. In this case, the plus charge on one side of the condenser and the negative charge on the

other oppose the positive and negative battery charge. A voltage which opposes another voltage is technically known as a counter E.M.F. (electro-motive force) or a back E.M.F.

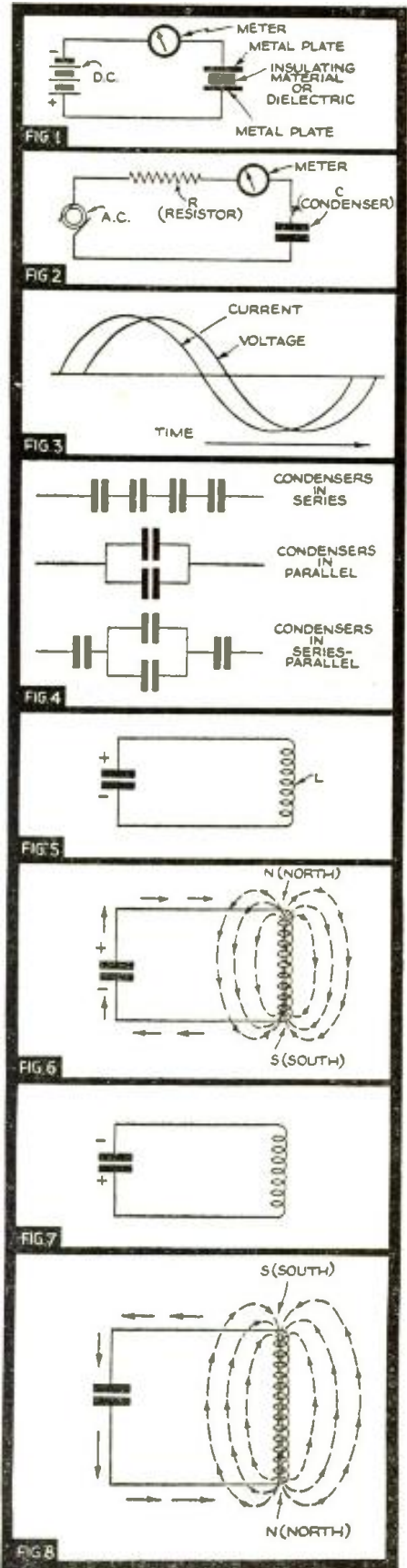
We may very well ask of what use condensers are in circuits in which direct currents are flowing, since it is equivalent to preventing the current from flowing in the circuit. The answer is that we take advantage of condenser action to couple circuits electrically, or to compel currents to flow in designated circuits and not to wander around out of control.

### Condenser on A.C.

We are, however, not only concerned with *direct* currents but with *alternating* currents as well. What would happen if we substituted an alternating current generator for our battery, as in Fig. 2? In this case the meter would continually show a reading, indicating a constant current flow. We must remember that an alternating current varies between a maximum positive charge and a maximum negative charge. The condenser is then rapidly charged, discharged, and charged again. Since the condenser does not prevent the flow of alternating current, placing one of large value across the A.C. generator might cause a short-circuit. For this reason, we place a resistance of suitable value in the circuit to reduce the amount of current flowing, and thus protect the generator.

When a condenser is placed in an alternating current circuit, some very interesting things happen. Before reaching the condenser, we may say that both the current and voltage go through their cycles "in step" with each other. The introduction of capacitance causes the current to *lead* the voltage, as shown by the graph of Fig. 3. The amount that the current will jump ahead depends upon the capacity and type of condenser. Many students have the idea that alternating current and voltage are identical—one and the same thing. While a relationship does exist between the two, they are separate units. If, for example, we replace the condenser in Fig. 2 with a coil of wire (in other words, an inductance), the opposite effect will take place and the current will lag behind the voltage. In an alternating current circuit, the voltage may start to build up to a maximum first, or the current first, depending upon which we have in the circuit—capacitance or inductance. If we wished the voltage and the current to build up to a maximum at the same time, we could have suitable values

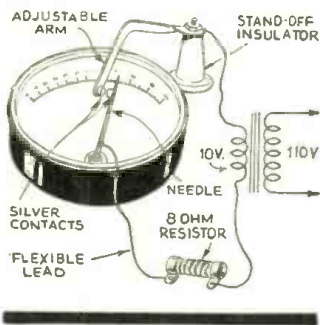
(Continued on page 565)



1—Condenser on D.C. 2—Condenser on A.C. 3—Capacity causes current to lead voltage. 4—Various condenser connections. 5—Oscillating circuit. 6, 7 and 8—show reversal of current in circuit due to condenser charge and discharge.

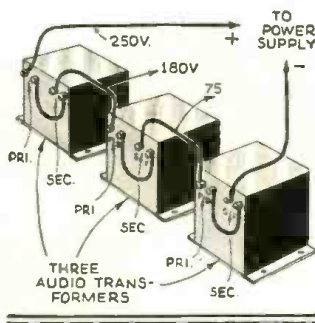
1st Prize Winner  
**Cheap Crystal Oven**

A few weeks ago I had need for a crystal oven. I bought a thermometer of the bi-metal type and soldered a contact onto the hand. The thermometer was mounted on a small tin can, which is large enough to cover a crystal holder and socket. As a source of current, I used a 10-volt filament transformer and an 8-ohm wire-wound resistor for the heater. Another contact was, of course, necessary, so this was mounted on an insulator and placed in such a way that it contacted the thermometer hand at the desired temperature. When the heat passes this point of setting, contact is broken when the hand moves to a higher temperature. Resistors can be made from iron wire, and the whole can is insulated with asbestos paper or corrugated cardboard. This type of thermostat will keep the heat accurate to about 5°.—*Engene W. Happle.*



**Emergency Voltage Divider**

When I had nearly completed my power-supply, I found that I had no voltage divider available. Not wishing to wait until the following day when the stores opened, I took three old audio transformers from my junk box and connected the primary and secondary of each in series. I then connected the three units thus formed in series also; the total resistance was about 1,800 ohms. Not only did it serve admirably as a voltage divider, but it improved the filtering action of the power-pack.—*Vito Pavelt.*

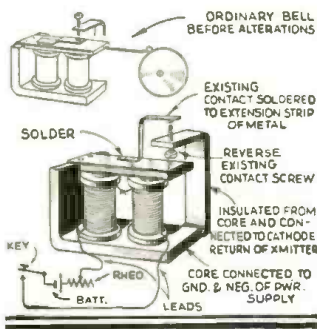


# Radio Kinks

Each month the Editor will award a 2 year subscription for the best kink submitted. All other kinks published will be awarded eight months' subscription to RADIO & TELEVISION. Look over these kinks; they will give you some idea of what is wanted. Send a typewritten or ink description with sketch, of your favorite to the Kink Editor.

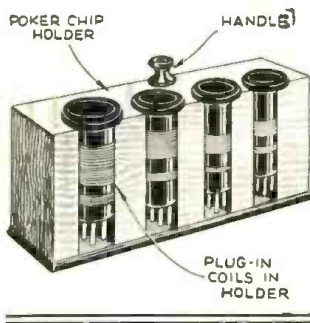
**Home-Made Keying Relay**

An ordinary electric bell can easily be converted into a reliable keying relay with practically no expense. As shown in the accompanying sketch, the contact screw is reversed, so that it makes contact with the extended contact point when the windings of the armature are energized. The contact screw is insulated from the frame of the bell and is connected to the cathode return of the transmitter. The point with which it makes contact is connected to the ground and negative side of the power supply. The windings of the bell are insulated from these parts and are connected to the key circuit.—*G. E. Bormy.*



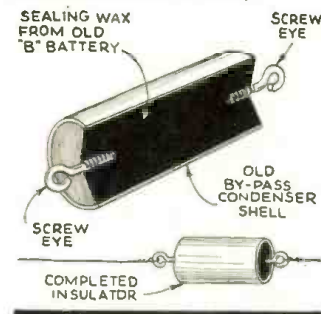
**Holder For Coil Kit**

Plug-in coils for short-wave receivers are likely to become lost or damaged if merely kept loose in a box. Therefore I went to the 10-cent store and bought a wooden poker chip case. The coils which I use fit the openings in the chip box perfectly, and as there are four such holes, coils for the 160, 60, 40 and 20 meter bands are all accommodated. If the receiver uses more than four coils, two or more of the chip boxes may be screwed together.—*George Wann, W8QKE.*



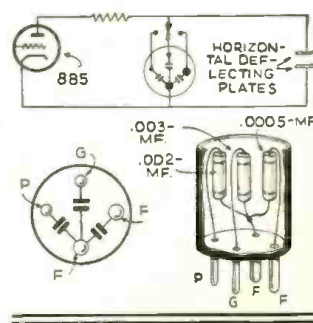
**Strain Insulator**

Some of us experimenters who have lots of time, but no money, get a kick out of making as much of our own equipment as possible. One of the little devices with which we have had a good bit of success is a strain insulator improvised from an old by-pass condenser shell, screw-eyes, and sealing wax from "B" batteries. If screw-eyes are not available, the end eyelets may be made from heavy wire. The drawing shows how this insulator is assembled. We have tested these insulators and found them to resist a pull of 100 lbs.—*George Brown and Dick Wooley.*



**Plug-In Condenser**

The tapped switch for the condensers in my oscilloscope had only three taps and I wished to have a greater range of values than was possible with this unit. I therefore mounted midget condensers in old tube bases, as shown. I also mounted a 4-prong socket in the oscilloscope, one of its connections going to the common lead and the other three going to the three switch contacts. By having a variety of capacities in the plugs, I was able to get an extremely wide range of frequencies in the sawtooth oscillator. The condensers must be well shielded; a standard can type coil shield or tube shield will do.—*Bill Fields.*



**Simple Multi-Meter**

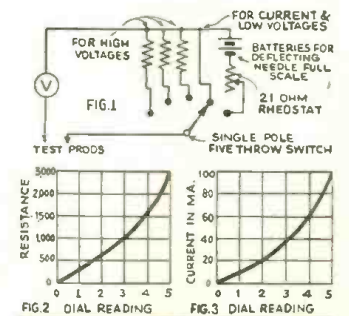
I have built a simple multi-meter which will trace circuits, test resistors, measure D.C. currents and voltages. The meter used is of the high resistance type and the resistor values, as shown in the diagram, should range from about 1,500 ohms to ¼ megohm. The following tables are used in making calculations:

To figure a voltage:  
 $E = I (R_1 + R)$   
 $E_1 =$  actual meter dial reading  
 $E =$  voltage to be tested  
 $R_1 =$  original resistance of meter  
 $R =$  size of multiplier resistor used  
 $I =$  Known current

To calibrate meter:  
 $E = \frac{E_1 (R_1 + R)}{R_1}$

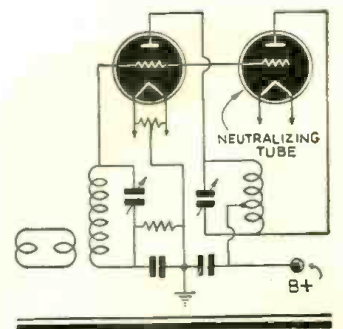
To measure resistors: Take down on paper dial reading from some resistors you know the size of. Then plot a curve on a chart (see Fig. 2). Always have rheostat adjusted so needle deflects full scale when prods touch. To measure current: The current that will deflect needle, full scale, is:

$I = \frac{R}{E}$   
 $I =$  current to be tested  
 $E =$  full scale voltage reading  
 $R =$  resistance of meter with shunt  
 After several readings of known current are noted, a calibration can be plotted.—*Carl Eastman.*



**Neutralizing Method**

Tubes which have burned out or are otherwise inoperative may be used as neutralizing condensers in circuits with other tubes of the same model. The accompanying diagram shows how the grid-plate capacity of the burned-out tube is used to neutralize an amplifier. Not only is this inexpensive, but as tubes' interelectrode capacities are now quite well standardized, it affords an exceptionally accurate method.—*S. Yasunaga.*



# How to Learn the International Radio Code

Everett L. Dillard and Frank Collins



The grip on the radio key should be light; the position of the thumb, also the first and second fingers is shown above.

The dot and dash code used by Hams the world over is quite easy to learn, if you follow the right method. The editors are sure that every prospective Ham will appreciate this article.

● **LEARNING** code is not an easy task, and often to some it seems to be a very discouraging process. The most difficult thing about learning code is to maintain continued interest; for to the beginner who is anxious to progress rapidly the actual progress may seem at times to be quite slow in comparison with the speed with which other subjects can be learned. That is why it is best to learn code with the help of another beginner, or with an organized code class. Then there is always the feeling of competition and greater interest and, because of the mutual interest created by each student assisting and coaching the other, the learning of code becomes a very interesting process. Where interest is sustained, the code is learned in a much shorter period of time than otherwise. This is not meant to convey the impression that a person working by himself cannot easily learn code, for many who have constructed home-made audio oscillators, and who have worked alone and practiced by themselves have become proficient radio operators.

When progress seems the slowest it is always hardest to continue. However, code is just like anything else worthwhile, and mastery of the code gives the radio operator an additional asset when it comes to seeking a job, for the code-trained operator is in demand by broadcasting stations, police

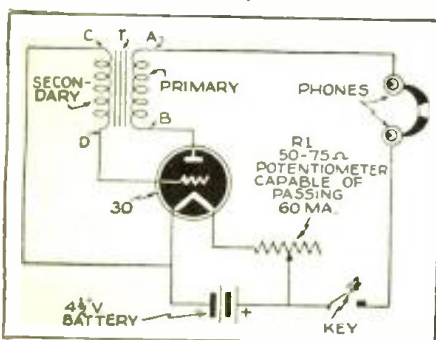
CONTINENTAL-INTERNATIONAL CODE		
• LETTERS •		
A —•—	I •••	Q —•—••
B —••••	J —•—••	R —••••
C —••••	K —•—••	S ••••
D —••••	L —••••	T —•—
E ••••	M —•—	U ••••
F —••••	N •••	V •••••
G —••••	O —•—••	W —••••
H •••••	P —•—••	X —••••
Y —•—••	Z —•—••	
• NUMERALS •		
0 —•—•••• (OR ONE LONG DASH)	5 •••••	
1 —•—••••	6 •••••	
2 —••••••	7 —•—••••	
3 —••••••	8 —•—••••	
4 —••••••	9 —•—••••	
• PUNCTUATION MARKS •		
HYPHEN(-) —•••••		
PERIOD(.) •••••		
QUESTION MARK(?) —•—•••••		
COMMA(,) —•••••		
COLON(:) —•••••		
SEMICOLON(;) —•••••		
EXCLAMATION(!) —•••••		
SIGN INDICATING A FRACTION IS COMING —•••••		
PARENTHESIS( ) —•••••		
APOSTROPHE(') —•••••		
DOUBLE DASH OR BREAK(-- ) —•••••		
FRACTION BAR(/) —•••••		
ATTENTION —•••••		
END OF MESSAGE —•••••		
END OF TRANSMISSION —•••••		
MISTAKE •••••••• (OR TWO QUESTION MARKS)		
UNDERSTAND —•••••		
WAIT —•••••		

called, "International Morse"), differs from the code used on *wire* telegraph circuits in two ways: First, the combinations of dots and dashes that go to make up many of the letters are different; and second, the sound of Continental Morse is that of a musical tone broken up into long and short audible sounds, whereas, the American Morse on land-line circuits is read by listening to a sounder. The length of dots and dashes in American Morse is indicated by the length between clicks, and in Continental Morse by the actual length of the character transmitted—a short character being a dot and a long character representing a dash. Since for radio communication we are interested primarily in the International (Continental) Morse System, we will not consider the American System in this study.

The Continental Code, with all common letters of the alphabets, numbers, and most common punctuation marks, is listed in the chart herewith. You will note that each letter, number, or punctuation mark is made up of a certain grouping of dots and dashes. For instance, the letter "A" is always —•—•—; a comma (,) is always —•••••; the number "6" is always —•••••; etc. The student should memorize all of the list given before attempting

(Continued on page 553)

Diagram of a simple oscillator for use in learning the code is shown below. The tone of the signal may be varied.



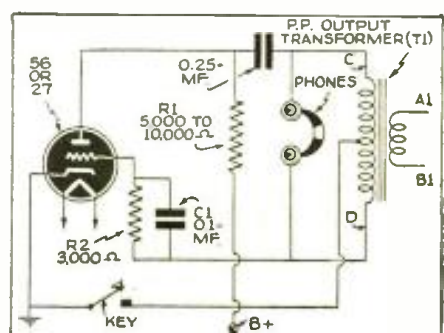
stations, aeronautical stations and other classes of radio services. Knowing all the benefits which are to be derived from the learning of code, the student should continually remember the future that lies ahead to spur him on when progress seems slowest.

Perhaps the most important thing besides learning the actual code characters themselves is practice—and herein lies the secret of becoming a skilled radiotelegraph operator . . . Practice . . . Practice . . . and MORE Practice.

## The Continental Code

The code used by radio operators, known as the Continental Morse Code (sometimes

Another form of code teaching oscillator circuit easily built and one which may appeal to the readers and students.



# World Short Wave Stations

## Revised Monthly

Complete List of SW  
Broadcast Stations

Reports on station changes are appreciated.

Mc.	Call	Station	Mc.	Call	Station	Mc.	Call	Station
31.600	W1XKA	BOSTON, MASS., 9.494 m., Addr. Westinghouse Co. Daily 6 am.-1 am., Sun. 8 am.-1 am. Relays WBZ.	17.810	TPB3	PARIS, FRANCE, 16.84 m. Addr. (See 15.245 mc.) 9.30-11 am.	15.280	DJQ	BERLIN, GERMANY, 19.63 m., Addr. Broadcasting House. 12.05-5.50 am., 4.50-10.50 pm. Also Sun. 11.10 am.-12.25 pm.
31.600	W1XKB	SPRINGFIELD, MASS., 9.494 m., Addr. Westinghouse Co. Daily 6 am.-1 am., Sun. 8 am.-1 am. Relays WBZ.	17.800	TGWA	GUATEMALA CITY, GUAT., 16.84 m., Addr. Ministre De Fomento. Irregular.	15.270	H13X	CIUDAD TRUJILLO, D. R., 19.65 m. Relays HIX Sun. 7.40-10.40 am. Tues. and Fri. 8.10-10.10 pm.
31.600	W3XEY	BALTIMORE, MD., 9.494 m., Relays WFBR 4 pm.-12 m.	17.790	GSG	DAVENTRY, ENG., 16.86 m., Addr. B.B.C., London. 5.45 am.-12 n., 12.20-4 pm.	15.270	W2XE	NEW YORK CITY, 19.65 m., Addr. (See 21.520 mc.) Daily except Sat. and Sun. 1-6 pm., Sat. and Sun. 2.30-6 pm.
31.600	W2XDY	NEW YORK CITY, 9.494 m., Addr. Col. Broad. System, 485 Madison Ave. Daily 6-11 pm.; Sat. and Sun. 1.30-6, 7-10 pm.	17.785	JZL	TOKYO, JAPAN, 16.87 m. 8-8.30 pm.	15.260	GSI	DAVENTRY, ENG., 19.66 m., Addr. (See 17.79 mc.) 5.45-8.50, 9 am.-noon, 12.20-1.30 pm.
31.600	W9XHW	MINNEAPOLIS, MINN., 9.494 m. Relays WCCO 9 am.-12 m.	17.780	W3XL	BOUND BROOK, N. J., 16.87 m., Addr. Natl. Broad. Co., 9 am.-5 pm. to Europe, 5-11 pm. to So. Amer.	15.250	W1XAL	BOSTON, MASS., 19.67 m., Addr. University Club. Tues., Thurs. 4.30-6.30 pm.
31.600	W3XKA	PHILADELPHIA, PA., 9.494 m., Addr. NBC. Relays KYW 9 am.-10 pm.	17.770	PHI2	HUIZEN, HOLLAND, 16.88 m., Addr. (See PHI, 11.730 mc.) Daily 7.25-8.25 am. Tues. and Thurs., 7.25-8.40 am., Sun. 6.25-9.40 am.	15.245	TPA2	PARIS, FRANCE, 19.68 m., Addr. 98 Bis. Blvd. Haussmann. "Paris Mondial" 6-11 am.
31.600	W5XAU	OKLAHOMA CITY, 9.494 m., Sun 12 n.-1 pm., 6-7 pm. Irregular other times.	17.760	DJE	BERLIN, GERMANY, 16.89 m., Addr. Broadcasting House. 12.05-10 am.; also Sun. 11.10 am.-12.25 pm. Daily 4.50-10.50 pm.	15.230	HS6PJ	BANGKOK, SIAM, 19.7 m. Irregularly Mon. 8-10 am.
31.600	W4XCA	MEMPHIS, TENN., 9.494 m. Addr. Memphis Commercial Appeal. Relays WMC.	17.760	W2XE	NEW YORK, N. Y., 16.89 m., Addr. Col. Broad. System, 485 Madison Ave. Irregular.	15.230	OLR5A	PRAGUE, CZECHOSLOVAKIA, 19.7 m. Addr. (See OLR4A, 11.84) Mon.-Fri. 7.50-10.55 pm. Sat. and Sun. 5-5.15 pm., Sun. 5.55-8.55 pm., Tues. 4.40-5.15 pm.
31.600	W8XAI	ROCHESTER, N. Y., 9.494 m., Addr. Stromberg Carlson Co. Relays WHAM 7.30-12.05 am.	17.755	ZBWS	HONGKONG, CHINA, 16.9 m., Addr. P.O. Box 200. Dly. 11.30 pm.-1.15 am., 5-10 am., Sun. 9 pm. (Sat.): 1.30 am., 5-9.30 am. Operates irreg.	15.220	PCJ2	HUIZEN, HOLLAND, 19.71 m., Addr. N. V. Philips' Radio Hilversum. Tues. 2-3.30 am., Wed. 9.30-11.30 am.
31.600	W8XWJ	DETROIT, MICH., 9.494 m., Addr. Evening News Ass'n. Relays WWJ 6-12.30 am., Sun. 8 am.-12 m.	<b>End of Broadcast Band</b>			15.210	W8XK	PITTSBURGH, PA., 19.72 m., Addr. (See 21.540 mc.) 9 am.-1 pm.
31.600	W9XPD	ST. LOUIS, MO., 9.494 m., Addr. Pulitzer Pub. Co. Relays KSD.	17.310	W2XGB	HICKSVILLE, L. I., N. Y., 17.33 m., Addr. Press Wireless, Box 296. Tests 9.30-11.30 am. except Sat. and Sun.	15.200	DJB	BERLIN, GERMANY, 19.74 m., Addr. (See 15.280 mc.) 12.05-11 am., 4.50-10.50 pm. Also Sun. 11.10 am.-12.25 pm.
26.450	W9XA	KANSAS CITY, MO., 11.33 m., Addr. Commercial Radio Eqpt. Co. Testing	17.280	FZEB	DJIBOUTI, FRENCH SOMALILAND, 17.36 m. Test XMSN 1st Thurs. each month 8-8.30 am. Next B.C. Jan. 5.	15.195	TAQ	ANKARA, TURKEY, 19.74 m., 5.30-7 am., 1.20-5 pm. Irreg. Relays 2RO irreg.
26.400	W9XAZ	MILWAUKEE, WIS., 11.36 m., Addr. The Journal Co. Relays WTMJ from 1 pm.	15.550	CO9XX	TUINICU, ORIENTE, CUBA, 19.29 m., Addr. Frank Jones, Central Tuinicu, Tuinicu, Santa Clara. Broadcasts irregularly evenings.	15.190	—	ROME, ITALY, 19.75 m. Relays 2RO till 6 pm., irreg.
26.300	W2XJI	NEW YORK, N. Y., 11.4 m., Addr. Bamberger Broad. Service, 1440 Broadway. Relays WOR 8 am.-1 am. Irregular.	15.510	XOZ	CHENGTU, CHINA, 19.34 m. Daily 9.45-10.30 am.	15.190	OFO	LAHTI, FINLAND, 19.75 m. Addr. (See OFO, 9.5 mc.) 1.3 am., 9 am.-n., 12.15-5 pm. Irreg.
26.100	W9XJL	SUPERIOR, WIS., 11.49 m. Relays WEBC daily.	15.370	HAS3	BUDAPEST, HUNGARY, 19.52 m., Addr. Radiolabor, Gyali Ut 22. Sun. 9-10 am.	15.190	ZBW4	HONGKONG, CHINA, 19.75 m., Addr. P. O. Box 200. Irregular. 11.30 pm. to 1.15 am., 3-10 am.
26.050	W9XTC	MINNEAPOLIS, MINN., 11.51 m. Relays WCTN 9 am.-1 pm., 7 pm.-12 m.	15.360	DZG	ZEESEN, GERMANY, 19.53 m., Addr. Reichspostzentralamt. Tests irregularly.	15.180	RW96	MOSCOW, U.S.S.R., 19.76 m. Mon., Tues., Fri., Sat. 2.30-3.30 pm. Daily 3-4 am. Mon., Wed., Thurs. 7-9.15 pm.
25.950	W6XKG	LOS ANGELES, CAL., 11.56 m., Addr. B. S. McGlashan, Wash. Blvd. at Oak St. Relays KGFJ 24 hours daily.	15.360	—	BERNE, SWITZERLAND, 19.53 m. Irreg. 6.45-7.45 pm.	15.180	GSO	DAVENTRY, ENG., 19.76 m., Addr. (See 17.79 mc.) 4.15-6, 6.20-8.30 pm., 3-5.15 am., 9 am.-11 am.
25.950	W9XUP	ST. PAUL, MINNESOTA, 11.56 m. Relays KSTP evenings.	<b>19 Met. Broadcast Band</b>			15.170	TGWA	GUATEMALA CITY, GUAT., 19.77 m., Addr. (See 17.8 mc.) Daily 12.15-1.45 pm.; Sun. 12.45-5.15 pm.
21.550	GST	DAVENTRY, ENG., 13.92 m., Addr. (B.B.C., London) Irregular at present.	15.340	DJR	BERLIN, GERMANY, 19.56 m., Addr. Broadcast'g House, 8-9 am., 4.50-10.50 pm.	15.165	OZH	SKAMLEBAK, DENMARK, 19.78 m., Sun. 8 am.-1.30 pm.
21.540	W8XK	PITTSBURGH, PA., 13.93 m., Addr. Grant Bldg. Relays KDKA 6.45-9 am. Also Sunday, 6 pm.	15.330	W2XAD	SCHENECTADY, N. Y., 19.56 m., Addr. General Electric Co. Relays WGY, 12.15-7 pm.	15.160	XEWW	MEXICO CITY, MEXICO, 19.79 m., 12 n.-12 m., irregular.
21.530	G5J	DAVENTRY, ENG., 13.93 m., Addr. (See 21.550 mc.) 5.45-8.50 am.	15.320	OLR5B	PRAGUE, CZECHOSLOVAKIA, 19.58 m., Addr. (See 11.840 mc.) Sun., Wed., Sat. 5-5.10 pm.; Mon., Tues., Thurs., Fri. 6.55-9.55 pm.	15.160	JZK	TOKYO, JAPAN, 19.79 m. 12.30-1.30 am., 2.30-4, 4.30-5.30, 8-8.30 pm.
21.520	W2XE	NEW YORK CITY, 13.94 m., Addr. Col. Broad. Syst., 485 Madison Ave. Daily exc. Sat. and Sun. 7.30-10 am. Sat. and Sun. 8 am.-1 pm.	15.310	GSP	DAVENTRY, ENG., 19.6 m., Addr. (See 17.79 mc.) 3-5.15 am., 1.45-4 pm.	15.160	VUD3	DELHI, INDIA, 19.79 m., Addr. All India Radio. 1.30-3.30 am., 8.30-10.30 pm.
21.500	W2XAD	SCHENECTADY, N. Y., 13.95 m., General Electric Co., 8 am.-12 n.	15.300	YDB	SOERABAJA, JAVA, N. E. 1. 19.61 m., Addr. NIROM. 7.30 pm.-2 am.	15.155	SM55X	STOCKHOLM, SWEDEN, 19.79 m., Daily 11 am.-5 pm., Sun. 9 am.-5 pm.
21.470	GSH	DAVENTRY, ENG., 13.97 m. (See 21.550 mc.) 5.45 am.-12 n.	15.300	XEBM	MAZATLAN, SIN., MEX., 19.61 m., Addr. Box 78, "El Pregonero del Pacifico." Irregularly 9-10 am., 1-2, 8-10 pm.	15.150	YDC	BANDOENG, JAVA, 19.8 m., Addr. N. I. R. O. M. 6-7.30 pm., 10.30 pm.-2 am., Sat. 7.30 pm.-2 am., daily 4.30-10.30 am.
21.450	DJS	BERLIN, GERMANY, 13.99 m., Addr., Broadcasting House. 12.05-11 am.	15.300	2ROS	ROME, ITALY, 19.61 m., Addr. (See 2RO, 11.81 mc.) 12.10-2, 7.30-9 pm. and irreg.	15.140	G5F	DAVENTRY, ENG., 19.82 m., Addr. (See 17.79 mc.) 3-5.15 am., 5.45 am.-12 n.
19.020	HS6PJ	BANGKOK, SIAM, 15.77 m. Mon.-days 8-10 am. See 15.23 mc.	15.290	LRU	BUENOS AIRES, ARG., 19.62 m., Addr. El Mundo. Relays LRI, 7-9 am.	15.130	TPB6	PARIS, FRANCE, 19.83 m., Addr. "Paris Mondial," 98 Bis Blvd. Haussmann, 7-9.15 pm.
18.480	HBH	GENEVA, SWITZERLAND, 16.23 m., Addr. Radio Nations. Sun., 10.45-11.30 am.				15.130	W1XAL	BOSTON, MASS., 19.83 m., Addr. World-Wide Broadcast'g Foundation. University Club. 10-11 am., Mon.-Fri. Sun. 10 am.-1 pm.
<b>16 Met. Broadcast Band</b>						(Continued on page 536)		
17.820	—	ROME, ITALY, 16.84 m., Addr. (See 2RO, 11.81 mc.) Relays 2RO to 6 pm. irregularly.						

All Schedules Eastern Standard Time





Milburne O. Sharpe, who has WAC for thousands of contacts in the past two years. In his set-up, below, notice the lucky elephant which stands between the transmitter and receiver to keep the QRN & QRM demons away from W4CED's rig.



● SHOWN in the photo is the operating position and transmitter and receiver units of amateur station W4CED, located in Knoxville, Tenn. (P.O. Box 25). This station is also Unit Control station for the U. S. Naval Reserve, using the call N4CED in the 80 meter amateur band and special tactical calls on naval reserve frequencies. The receiver is a standard SX-16 Super Sky rider, with a tuning range of 540 kc. to 62 mc., on which amateur stations of all continents have been logged.

The transmitter at present is used on CW only, although provision has been made for plugging in a modulator when phone operation is desirable. Operation is on three bands—20, 40, and 80 meters, and frequency selection on any one of six crystals is by switching, no plug-in coils or condensers being used. The oscillator is a 6L6G, operating at about 375 volts, and is capacitatively coupled to a pair of 6L6G's in the final, no buffer being employed. Input to the final stage is 150 watts on 80 meters, 120 watts on 40 meters, and 90 watts on 20 meters. Keying is in the oscillator circuit in order that break-in operation may be used. This is accomplished with an S.P.D.T. relay, which opens the "B" supply of the receiver when the transmitting key is closed.

Only one transmitting antenna is used—a half-wave single wire feed, which is tapped off center at such a point that good

impedance matching is obtained at all the frequencies used. This antenna is also used for receiving when break-in operation is not being used, being switched between the transmitter and receiver by means of a relay which is operated in conjunction with the main power switch on the transmitter. When break-in is used, a short horizontal antenna is switched to the receiver automatically.

Amateur stations on all continents have been worked over a period of the last two years, and the total number of contacts will run into the thousands. The greater part of amateur operation is confined to the 40 meter band, while all naval reserve activities are carried on in the 80 meter band and on the special naval reserve frequencies.

#### Rules for Trophy Contestants

● WOULD you like to win one of these beautiful silver trophies? It is very easy to do so—simply send the Editors, a good, clear photograph of your Ham station. If your station photo is selected as the best of those submitted each month, you will be awarded one of these handsome silver trophies with your name engraved on it. The trophy stands nearly 12" high and is a fine example of the silversmith's art. We are sure that every Ham in the country

SEVENTH

# Silver Trophy

Awarded to

*Milburne O. Sharpe*

W4CED

Knoxville, Tennessee

*For Best HAM Station photo of the month*



This beautiful silver trophy stands 11¾" high and is to be awarded monthly by RADIO & TELEVISION magazine for the best photo of a Ham station. The silver statue stands on a handsome bakelite base on which is a silver plate. The name of the winner will be engraved on this plate before the trophy is sent to him.

will be tickled with it, if he should win it. The silver trophy represents the spirit of victory and it was designed by one of the leading silversmiths. The name of the winner each month will be engraved on a silver plate mounted on the black bakelite pedestal before the trophy is sent to the successful contestant.

The next award will be announced in the February issue, and the closing date for that contest is December 10.

The judges of the contest will be the Editors of RADIO & TELEVISION. In the event of a tie, duplicate prizes shall be awarded to the contestants so tying.

Mc.	Call		Mc.	Call		Mc.	Call	
15.120	SP19	WARSAW, POLAND, 19.84 m., 6-9 pm.	11.840	KZRM	MANILA, P. I., 25.35 m. Addr. Erlanger & Gallinger, Box 283. 9 pm.-10 am. Irregular.	11.705	SBP	MOTALA, SWEDEN, 25.63 m., 1.20-2.05, 6-9 am., 11 am.-1 pm., Sat. 1.20-2 am., 6 am.-1.30 pm., Sun. 3 am.-1.30 pm. Wed. and Sat. 8-9 pm.
15.120	HVJ	VATICAN CITY, 19.83 m., 10.30-10.45 am., exc. Sun.	11.840	CSW	LISBON, PORT., 25.35 m. Nat'l Broad. Station. 11.30 am.-1.30 pm. Irregular.	11.700	HP5A	PANAMA CITY, PAN., 25.65 m. Addr. Radio Teatro, Apartado 954. 10 am.-1 pm., 5-10 pm. Sun. 6-10 pm.
15.110	DJL	BERLIN, GERMANY, 19.85 m., Addr. (See 15.280 mc.) 12 m.-2, 8-9 am., 10.40 am.-4.25 pm., also Sun. 6-8 am.	11.840	OLR4A	PRAGUE, CZECHOSLOVAKIA, 25.34 m., Addr. Czech Shortwave Sta., Praha XII, Fochova 16. Daily 1.55-4.30 pm. Mon. to Fri. 7.55-10.55 pm., Sun. 5.55-8.55 pm.	11.700	CB1170	SANTIAGO, CHILE, 25.65 m. Addr. P.O. Box 706, Relays CB89 10 am.-2 pm., 3.30-11 pm.
15.080	RKI	MOSCOW, U.S.S.R., 19.87 m. Works Tashkent near 7 am. Broadcasts Sun. 12.15-2.30 pm. Daily 7-9.15 pm.	11.830	W9XAA	CHICAGO, ILL., 25.36 m., Addr. Chicago Federation of Labor. Irregular 7 am.-6 pm.	<b>End of Broadcast Band</b>		
<b>End of Broadcast Band</b>			11.830	W2XE	NEW YORK CITY, 25.36 m., Addr. Col. Broad. System, 485 Madison Av., N.Y.C. 6.30-11 pm.	11.691	XTJ	HANKOW, CHINA, 25.66 m., m.-12.30 am., 7-7.30 am.
14.970	LZA	SOFIA, BULGARIA, 20.04 m., M., W., F., Sat. 5-7, 10 am.-5 pm.; T., Th. 1-3 pm. Sun. 12.30-8, 10 am.-4.30 pm.	11.826	XEBR	HERMOSILLA, SON., MEX., 25.37 m., Addr. Box 68, Relays XEBH. 9.30-11 am., 1-4 pm., 9 pm.-12 m.	11.676	IQY	ROME, ITALY, 25.7 m. Relays 2RO 1.35-2.25, 6-9 pm.
14.940	PSE	RIO DE JANEIRO, BRAZIL, 20.08 m., Broadcasts Wed. 3.45-4.15 pm.	11.820	GSN	DAVENTRY, ENG., 25.38 m., Addr. (See 11.75 mc.) Irregular.	11.535	SPD	WARSAW, POLAND, 26.01 m., Addr. 5 Mazowiecka St. 6-9 pm.
14.600	JVH	NAZAKI, JAPAN, 20.55 m. Broadcasts irregularly 5-11.30 pm. Works Europe 4-8 am.	11.810	2RO4	ROME, ITALY, 25.4 m., Addr. -E.I.A.R., Via Montello 5. Daily 4.40-8.45 am., 10 am.-12 n.	11.402	HBO	GENEVA, SWITZERLAND, 26.31 m., Addr. Radio Nations. Sun. 7-7.45 pm., Mon. 1-1.15 am., 7-8.30 pm.
14.535	HBJ	GENEVA, SWITZERLAND, 20.64 m., Addr. Radio Nations. Broadcasts Sun. 1.45-2.30 pm., Mon. 1.30-1.45 pm.	11.805	COGF	MATANZAS, CUBA, 25.41 m., Addr. Gen. Betancourt 51. Relays CMGF. 2-3, 4-5, 6-11 pm.	11.040	CSW2	LISBON, PORTUGAL, 27.17 m., Addr. Nat. Broad. Sta. 2.15-4.15 pm., irreg.
14.440	—	RADIO MALAGA, SPAIN, 20.78 m. Relays Salamanca 5.40-8.40 am. Sometimes 2-4 pm.	11.805	OZG	SKAMLEBOAOK, DENMARK, 25.41 m. Addr. Statsradiofonien. Irreg.	11.000	PLP	BANDOENG, JAVA, 27.27 m. Relays YDB. 6-7.30 pm., 10.30 pm.-2 am., 4.30-10.30 or 11 am. Sat. until 11.30 am.
14.430	HCJB	QUITO, ECUADOR, 20.79 m. Sun. 9-9.30 pm. and irreg.	11.801	DJZ	BERLIN, GERMANY, 25.42 m. 7.15-10.50 pm.	10.950	—	TANANARIVE, MADAGASCAR, 27.40 m., Addr. (See 9.38 mc.) 12.30-45, 10-11 am., 2.30-4 am., exc. Sun.
14.166	PIIJ	DORDRECHT, HOLLAND, 21.15 m., Addr. (See 7.088 mc.) Sat. 12 n.-12.30 pm.	11.800	JZJ	TOKYO, JAPAN, 25.42 m., Addr. Broadcasting Co. of Japan, Overseas Division, 7-7.30, 8-9.30 am., 2.30-4, 4.30-5.30, 8-8.30 pm., 12.30-1.30 am.	10.670	CEC	SANTIAGO, CHILE, 28.12 m. Irregular.
14.004	EA9AH	TETUAN, SPANISH MOROCCO, 21.4 m. Apartado 124. News at 4.30 and 7.15 pm. Relays Salamanca from 5.40 pm.	11.795	DJO	BERLIN, GERMANY, 25.43 m., Addr. (See 15.280 mc.) 7.15-10.50 pm. Irreg.	10.660	JVN	NAZAKI, JAPAN, 28.14 m. Broadcasts daily 1.50-7.40 am. Works Europe irregularly at other times.
13.635	SPW	WARSAW, POLAND, 22 m. Daily 6-8 pm. Sat. & Sun. 6-9 pm.	11.790	WIXAL	BOSTON, MASS., 25.45 m., Addr. (See 15.250 mc.) Daily 4.55-6.30 pm., Tues., Thur., 4.40-6.30 pm., Sat. 1.45-6 pm., Sun. 5-6.30 pm.	10.600	ZIK2	BELIZE, BRIT. HONDURAS, 28.30 m., Tue., Thurs., Sat. 1.30-2, 8.30-9 pm.
13.000	CR6AA	LOBITO, ANGOLA, 23.06 m., Mon., Wed., Sat., 2.45-4.45 pm.	11.780	HP5G	PANAMA CITY, PAN., 25.47 m., Addr. Box 1121, 8-11 pm.	10.535	JIB	TAIHOKU, TAIWAN, 28.48 m. Works Japan around 6.25 am. Broadcasts, relaying JFAC 9.05-10 am., 1-2.30 am. Sun. to 10.15 am.
12.862	W9XDH	ELGIN, ILL., 23.32 m. Press Wire less, Tests 2-5 pm.	11.780	OFE	LAHTI, FINLAND, 25.47 m. Addr. (See OFE, 9.5 mc.) 1.05-3 am., 5-6.20, 10 am.-12.30 pm.	10.400	YSP	SAN SALVADOR, EL SALVADOR, 28.85 m., 7.30-8.30 am., 1.30-11 pm.
12.460	HC2JB	QUITO, ECUADOR, 24.08 m. Daily exc. Mon. 8-10.30 pm.	11.770	DJD	BERLIN, GERMANY, 25.49 m., Addr. (See 15.280 mc.) 10.40 am.-4.30 pm., 4.50-11 pm.	10.350	LSX	BUENOS AIRES, ARG., 28.98 m., Addr. Transradio International. Tests irregularly.
12.235	TFJ	REYKJAVIK, ICELAND, 24.52 m. Works Europe mornings. Broadcasts Sun. 1.40-2.30 pm.	11.760	TGWA	GUATEMALA CITY, GUAT., 25.51 m. (See 17.8 mc.) Irregular 10-11.30 pm. Sun. 6-11.30 pm., irregular.	10.330	ORK	RUYSSELEDE, BELGIUM, 29.04 m. Broadcasts 12.30-2 pm. Works OPM 1-3 am., 3-5 pm.
12.200	—	TRUJILLO, PERU, 24.58 m., "Rancho Grande." Address Hacienda Chiclin. Irregular.	11.760	XETA	MONTREY, MEX. 25.51 m., Addr. Box 203, Relays XET, n.-3.30 pm. and evenings.	10.290	TIEMT	SAN JOSE, COSTA RICA, 29.15 m., 4.30-8 pm.
12.060	RNE	MOSCOW, U.S.S.R., 24.88 m. Daily 6-7 am., 12 n.-2 pm., 3-6, 10.15-11 pm., also Tues., Thurs. 8.30-9 pm., also Sun. 6-10.30 am., 12 n.-5 pm., 6-6.30, 8.30-9, 10.15-11 pm.	11.760	OLR4B	PRAGUE, CZECHOSLOVAKIA, 25.51 m., Addr. (See 11.840 mc.) Irregular.	10.290	DZC	ZEESEN, GERMANY, 29.16 m., Addr. (See 15.360 mc.) Irregular.
11.970	H12X	CIUDAD TRUJILLO, D. R., 25.07 m., Addr. La Voz de Hispaniola. Relays H1X Tue. and Fri. 8.10-10.10 pm.	11.750	GSD	DAVENTRY, ENG., 25.53 m., Addr. B.B.C., London. 3-5.15 am., 12.20-4 pm., 4.15-6 pm., 6.20-8.30, 9.20-11.30 pm.	10.260	PMN	BANDOENG, JAVA, 29.24 m. Relays YDB 6-7.30 pm., 10.30 pm.-2 am., 4.30-10.30 or 11 am., Sat. to 11.30 am.
<b>25 Met. Broadcast Band</b>			11.740	SP25	WARSAW, POLAND, 25.55 m., 6-9 pm.	10.220	PSH	RIO DE JANEIRO, BRAZIL, 29.35 m., Addr. Box 707. Broadcasts 6-7 pm., Mon. 8-8.30 pm.
11.928	T12XD	SAN JOSE, COSTA RICA, 25.5 m., La Voz del Pilot. Apartado 1729. 10 am.-n., 4-10 pm.	11.740	COCX	HAVANA, CUBA, 25.55 m. P. O. Box 32. Daily 8 am.-1 am. Sun. 8 am.-12 m. Relays CMX.	10.042	DZB	ZEESEN, GERMANY, 29.87 m., Addr. Reichspostzentramt. Irregular.
11.910	CD1190	VALDIVIA, CHILE, 25.2 m., P. O. Box 642. Relays CB69 10 am.-1 pm., 7-10 pm.	11.740	HVJ	VATICAN CITY, 25.55 m. Testing irregular.	10.100	—	DEUTSCHE FREIHEITS SENDER, 29.70 m., loc. in Germany, under-cover. 4-5 pm.
11.900	—	HANOI, FRENCH INDO-CHINA. 25.21 m. "Radio Hanoi", Addr. Radio Club de l'Indochine. 12 m.-2 am., 6-10 am., 150 watts.	11.730	PHI	HUIZEN, HOLLAND, 25.57 m., Addr. N. V. Philips' Radio. Daily 6.15-6.45 pm. Sat. 7.15-7.45 pm.	9.995	COBC	HAVANA, CUBA, 30.02 m., Addr. P. O. Box 132. Relays CMBC 6.55 am.-1 am.
11.900	XEW1	MEXICO CITY, MEXICO, 25.21 m., Addr. P. O. Box 2874. Mon.-Wed., Fri. 3-4 pm., 9 pm.-12 m. Tues. and Thur. 7.30 pm.-12 m., Sat. 9 pm.-12 m., Sun. 12.30-2 pm.	11.730	WIXAL	BOSTON, MASS., 25.57 m., Addr. World-Wide B'cast'g Foundation, University Club. Daily exc. Sat. and Sun. 9-11 pm.	9.920	JDY	DAIREN, MANCHUKUO, 30.24 m. Relays JOAK daily 7-8 am. Works Tokyo occasionally in early am.
11.895	TPA3	PARIS, FRANCE, 25.24 m., Addr. (See 15.245 mc.) 2-5 am., 11.15 am.-6 pm., 7-9.15 pm.	11.720	CJRX	WINNIPEG, CANADA, 25.6 m., Addr. James Richardson & Sons, Ltd. Daily 6 pm.-12 m., Sun. 5-10 pm.	9.892	CPI	SUCRE, BOLIVIA, 30.33 m., 11 am.-n., 7-9 pm.
11.885	TPB7	PARIS, FRANCE, 25.24 m. (See 15.245 mc.) 4.30 pm.-12 m.	11.718	CR7BH	LAURENCO MARQUES, PORTUGUESE E. AFRICA, 25.6 m. Daily 12.05-1, 4.30-6.30, 9.30-11 am., 12.05-4 pm., Sun. 5-7 am., 10 am.-2 pm.	9.860	EAQ	MADRID, SPAIN, 30.43 m., Addr. Post Office Box 951. 7.30-8, 8.40-9 pm.
11.875	VLR	MELBOURNE, AUSTRALIA, 25.26 m., Testing around 1.30-3 am. Irregular.	11.715	TPA4	PARIS, FRANCE, 25.61 m., (See 15.245 mc.) 7-9.15 pm., 9.30 pm.-12 m.	9.830	IRF	ROME, ITALY, 30.52 m. Works Egypt afternoons. Relays 2RO, 6-9 pm.
11.870	W8XK	PITTSBURGH, PA., 25.26 m., Addr. (See 21.540 mc.) 1-11 pm.	11.710	YSM	SAN SALVADOR, EL SALVADOR, 25.63 m., Addr. (See 7.894 mc.) 1-2.30 pm.	9.805	COCM	HAVANA, CUBA, 30.60 m. Addr. Transradio Columbia, P. O. Box 33. 8-1 am. Relays CMCM.
11.865	—	BERNE, SWITZERLAND, 25.28 m. Irreg. 8-9 pm. to No. Amer.	11.710	—	SAIGON, FRENCH INDO-CHINA. 25.62 m., Addr. Boy-Landry, 17 Place A Foray. 6-9.15 am.	9.760	—	SAIGON, INDO-CHINA, 30.72 m., Addr. 17, Place A. Foray. "Radio Boy-Landry." Heard 6-9.15 am.
11.860	GSE	DAVENTRY, ENG., 25.29 m., Addr. (See 11.75 mc.) 3.5-15 5.45 am.-12 n.	11.710	—	SAIGON, FRENCH INDO-CHINA. 25.62 m., Addr. Boy-Landry, 17 Place A Foray. 6-9.15 am.	9.708	COCQ	HAVANA, CUBA, 30.90 m., Addr. 25 No. 445, Vedado, Havana, 7-1 am. Sun. 6.55 am.-1 am.
11.855	DJP	BERLIN, GERMANY, 25.31 m., Addr. (See 15.280 mc.) Irregular. 7.15-10.50 pm. for No. Amer.				9.735	CSW7	LISBON, PORTUGAL, 30.82 m. Addr. Nat. Broad. Sta. n.-2 pm., 6-9 pm. for No. Amer.

(Continued on page 538)

# Let's Listen In with

*Joe Miller*

● THE variable weather conditions prevalent along the East Coast, with unseasonably warm weather during the fall, brought with them increased noise, and a noticeable decrease in favorable DX conditions, particularly during the daytime.

We have repeatedly remarked on the usually excellent DX conditions prevalent on cloudy, cold and overcast days, which would indicate that of Sol has a good deal of influence upon reception, even if proven only by his absence!

Winter conditions are now beginning to prevail; as the cold weather finally moves in, the signals come in crisply, stronger in most cases, and with very little left of the annoying background noise

and has contacted W stations. Look for FK8AA at any time when the Aussies may be heard, as New Caledonia is just off the east coast of Australia.

One important tip was derived from this coveted QSL. The sked is Weds. and Sats., 2:30-3:30 a.m., E.S.T., not Tues. and Sats., as has been believed, and reported to us. QRA (address) in last issue is correct.

## TURKEY

Since last month, much new and reliable data on Turkey has come to hand, and here's the latest: Turkey officially opened broadcasting services on



VS6AB—Hong Kong, China. This handsome print of a Chinese junk is in black and grey.

on Wednesdays, 12:40-1:40 a.m., and Saturdays, 12:25-1:40 a.m., besides the daily Monday-Saturday schedule.

On Sundays, ZHP is heard from 10:40 p.m. Sat. night to 1:10 a.m. Sundays, and from 5:25 or 5:40 to 9:40 a.m.

ZHO is reported by Ashley Walcott, James Moore, W6, and by Jim Lanyon, VE5. ZHP should be heard O.K. here in the East and in central U. S., during the a.m.'s when conditions are good. This station should be easy to find, all by itself on the I.F. end of the 31 meter band. QRA (address) given above.

## BURMA

XYO, 6.007 mc., at Rangoon, is being reported well heard on the Pacific Coast by Jim Lanyon, VE5, daily, until 9:45 a.m., sometimes later. No data available as to start of XYO's transmission, so no schedule can be given as yet. English is used, as James Moore reports, and announcement is given as "Government Experimental Short-Wave Station." Heard with excellent volume in California, VVS, 12.87 mc., Minaladon, is heard excellently at 0:30 a.m. and VVN.

(Continued on page 567)

FK8AA—Radio Noumea, New Caledonia. A plain black and white card, from this rare and low-powered DX catch. ZS6S—South Africa. A black and white card, also confirming old call, ZS4J.

A reproduction of the handsome new VAC certificate. The certificate is printed in black on a blue background on heavy ledger paper, 9 1/2" x 12" in size. See rules at end of this article.

(especially on the lower frequencies) that we have come to associate with the warm seasons.

We are now taking charge of the station list, and would appreciate all data that would help to make this list as up-to-date as possible. A note on your observations will always be welcomed, even though we cannot promise to answer or acknowledge all letters. To those DXers who write us and require an answer, we would appreciate it if a stamped self-addressed envelope is enclosed with query.

After a long "pull," the VAC certificates have finally been realized, and they are beauties! We feel certain that if you could see one, you would send for yours at once! See picture of one reproduced on this page.

We turn to DX:

## NEW CALEDONIA

FK8AA, 6.12 mc., at Noumea, known also as "Radio Noumea," has finally QSL'd our report on their weak transmissions of last March, when logged on one of their Saturday broadcasts.

FK8AA, as mentioned last month, is in reality an amateur station, operated by Charles Gaveau, and lately transmitting programs on the 6 mc. band. The card is a plain black and white print, and on the reverse side Mr. Gaveau gives some data on the station. Power at present is only 20 watts input to antenna, so this qualifies FK8AA as a really rare catch for any DXer.

OM Charles adds that he also works on 21 meters, the 14 mc. band, using fone and C.W.,

Oct. 29. The transmitters heard to date are TAP, on 9.465 mc., and TAQ, 15.195 mc., these calls being authentic, heard announced over the air on the Turkish broadcasts.

TAQ, on 15.195 mc., is reported on a sked of 1:20-5 p.m., and TAP, 9.465 mc. It was heard here with a powerful R9+ signal one week-end afternoon, signing off at 4:40 p.m. It has a reported sked of only 6:30-7 a.m., but we believe that TAP can be heard any afternoon on the same sked as TAQ's. TAP was heard signing off in perfect English as "TAP, the Turkish National Broadcasting station at Ankara."

Reports, which are verified by letter, should be sent to: Station Director, TAP-TAQ, TURK MÜHENDİSLER BİRLİĞİ, 5 No. LU ODA, YENİ-ŞEHİR, ANKARA, TURKEY.

These stations have often re-broadcast the Rome programs of 2RO-4, as previously reported, and we believe the station was erected by Italian engineers.

Carl Weher, W2, reports TAQ re-broadcasting Rome from 1:20 p.m. on, and using English.

## STRAITS SETTLEMENTS

ZHO, 6.175 mc., Singapore, was used for 3 weeks during October, but now transmissions have been resumed from ZHP, 9.69 mc., according to latest advices received.

Ashley Walcott, W6, reports a veri of ZHP, from Broadcasting House, Thomson Road, Singapore, which supplies the following schedule: Monday—Saturday, 4:40-9:40 a.m. Also, ZHP is

NEW CALEDONIA  
RADIO NOUMEA  
**FK8AA**  
— Joe Miller  
T O W K D R S T  
CHARLES GAVEAU OP.

GREETINGS FROM THE GOLDEN CITY.  
S.A.B. LEAGUE  
To Radio PK X2 Confirming One on 1937 at SAST.  
Urge RST Conditions Band  
From **ZS6S**  
Xmitr: 20-40-6 on my home. Recv HRO Senter  
Remarks: 10-2-38 10-2-38  
Pse Tex OSL O.R.A. B.C. Bureau  
OSL No. A.C. P.O. Box 1000 Johannesburg  
Union South Africa

Mc.	Call	
9.690	LRA	BUENOS AIRES, ARG., 30.94 m., 6-9 pm.
9.685	TGWA	GUATEMALA CITY, GUAT., 30.96 m. Daily 10-11.30 pm.; Sun. 7-11.30 pm.
9.680	ZHP	SINGAPORE, MALAYA, 30.98 m. Sun. 5.40-9.40 am., Wed. 12.40-1.40 am., Mon.-Fri. 4.40-9.40 am., Sat. 12.25-1.40 am., 4.40-9.40 am., 10.40 pm.-1.10 am. (Sun.).
9.675	DZA	ZEESSEN, GERMANY, 31.01 m., Addr. (See 10.042 mc.) Irregular.
9.670	—	ROME, ITALY, 31.03 m. Relays 2RO 7.30-9 pm.
9.670	W3XAL	BOUND BROOK, N. J., 31.03 m. Addr. N8C, N. Y. C. 5 pm.-1 am.
9.660	LRX	BUENOS AIRES, ARG., 31.06 m., Addr. El Mundo. Relays LRI, 10.30 am.-10.30 pm., Sat. to m.
9.650	W2XE	NEW YORK CITY, 31.09 m. (See 21.520 mc. for addr.) 6.30-11 pm.
9.650	CS2WA	LISBON, PORTUGAL, 31.09 m., Addr. Radio Colonial. Tues., Thurs. and Sat. 4-7 pm.
9.645	HH3W	PORT-AU-PRINCE, HAITI, 31.1 m., Addr. P. O. Box A117. 1-2, 7-9 pm.
9.640	CXA8	COLONIA, URUGUAY, 31.12 m., Addr. Belgrano 1841, Buenos Aires, Argentina. Relays LR3, Buenos Aires 7 am.-m., Sat. to 2.15 am.
9.635	2RO	ROME, ITALY, 31.13 m., Addr. (See 11.810 mc.) 12.05-9 pm.
9.630	HJ7ABD	BUCARAMANGA, COL., 31.14 m. 5.45-6.30, 11.30 am.-1 pm., 6-11 pm.
9.636	JFO	TAIHOKU, TAIWAN, 31.13 m. Relays JFAK irreg. 4-10.30 am.
9.618	HJIABP	CARTAGENA, COL., 31.20 m., Addr. P. O. Box 37. Daily 9 am.-1.30 pm., 4.30-10.15 pm., Sun. 4.30-9 pm.
9.615	ZRK	KLIPHEUVAL, SOUTH AFRICA, 31.2 m., Addr. P. O. Box 4559, Johannesburg. Daily, exc. Sat. 11.45 pm.-12.50 am. Daily exc. Sun. 3.20-7.20, 9-11.45 am., Sun. 3.30-4.30 or 4-5, 5.30-7, 9-11.45 am.
9.607	HP5J	PANAMA CITY, PANAMA, 31.23 m. Addr. Apartado 867. 12 n. to 1.30 pm., 6-10.30 pm.

### 31 Met. Broadcast Band

9.600	RAN	MOSCOW, U.S.S.R., 31.25 m. Daily exc. Sun. 6-10 pm. Sun. 6-7, 9.15-10 pm.
9.595	HBL	GENEVA, SWITZERLAND, 31.27 m., Addr. Radio Nations. Irregular.
9.590	VUD2	DELHI, INDIA, 31.28 m. Addr. All India Radio, 1.30-3.30 am., 7.30 am.-12.30 pm., 8.30-10.30 pm.
9.590	PCJ	HUIZEN, HOLLAND, 31.28 m., Addr. (See 15.220 mc.) Sun. 2-3, 7-9.25 pm. Tues. 1.45-3.40, 7.15-8.45, 9-10.30 pm., Wed. 7.15-8.30 pm., Fri. 8-9 pm.
9.590	VK6ME	PERTH, W. AUSTRALIA, 31.28 m., Addr. Amalgamated Wireless of Australasia, Ltd. 6-9 am. exc. Sun.
9.590	VK2ME	SYDNEY, AUSTRALIA, 31.28 m., Addr. Amalgamated Wireless of Australasia, Ltd., 47 York St., Sun. 1-3 am.; 4.30-8.30 am.; 9-11 am.
9.590	W2XE	NEW YORK, N. Y., 31.28 m., Addr. CBS, 485 Madison Ave., Irregular.
9.590	W3XAU	PHILADELPHIA, PA., 31.28 m. Relays WCAU. Mon., Thu., Sat. 1 pm.-1 am., Tue., Fri., Sun. m.-1 am., Wed. 10 pm.-1 am.
9.580	GSC	DAVENTRY, ENGLAND, 31.32 m., Addr. B. B. C., Portland Pl., London, W. I., 4.15-6, 6.20-8.30, 9.20-11.25 pm., 9 am.-12 n.
9.580	VLR	MELBOURNE, AUSTRALIA, 31.32 m. Addr. Box 1686, G. P. O. Daily 3.30-8.30 am. (Sat. fill 9 am.) Sun. 12.01-7.30 am. Also daily exc. Sat. 9.25 pm.-2 or 2.15 am. Sat. 5-10.30 pm.
9.570	KZRM	MANILA, P. I., 31.35 m., Addr. Erlanger & Gøttinger, Box 283. Sun. 3-10 am. Daily exc. Sat. 4.30-7 pm., 11.15 pm.-12.15 am. Daily exc. Sun. 4-10 am.

Mc.	Call	
9.570	WIXX	SPRINGFIELD, MASS., 31.35 m., Addr. Westinghouse Electric & Mfg. Co. Relays WBZ 7 am. to 1 am. Sun. 8 am.-1 am.
9.560	XGAP	PEKING, CHINA, 31.38 m., 9 am.-2 pm.
9.560	DJA	BERLIN, GERMANY, 31.38 m., Addr. Broadcasting House. 12.05-11 am., 6-10.50 pm.
9.550	HVJ	VATICAN CITY, 31.41 m., Sun. 5-5.30 am.
9.550	TP8II	PARIS, FRANCE, 31.41 m. Addr. (See 15.245 mc.) 2-5 am., 11.15 am.-6 pm.
9.550	W2XAD	SCHENECTADY, N. Y., 31.41 m., General Electric Co., 6.15-10 pm.
9.550	OLR3A	PRAGUE, CZECHOSLOVAKIA, 31.41 m. (See 11.840 mc.) Mon. 4.40-5.10 pm.
9.550	XEFT	VERA CRUZ, MEX., 31.41 m. 10.30 am.-4.30 pm., 10.30 pm.-12.30 am.
9.550	YDB	SOERABAJA, JAVA, 31.41 m., Addr. N.I.R.O.M. Daily exc. Sat. 6-7.30 pm., 4.30 to 10.30 am. Sat. 4.30-11.30 am.
9.550	VUB2	BOMBAY, INDIA, 31.41 m., Addr. All India Radio. 9.30-10.30 pm., 12 m.-2.30 am.
9.540	DJN	BERLIN, GERMANY, 31.45 m., Addr. (See 9.560 mc.) 4.50-10.50 pm. to So. Amer.
9.540	HJ5ABD	CALLI, COLOMBIA, 31.45 m., Addr. La Voz de Valle. 12 n.-1.30 pm., 5.10-9.40 pm.
9.538	VPD2	SUVA, FIJI ISLANDS, 31.46 m., Addr. Amalgamated Wireless of Australasia, Ltd. 5.30-7 am., exc. Sun.
9.535	JZI	TOKYO, JAPAN, 31.46 m., Addr. (See 11.800, JZJ) 2.30-4, 4.30-5.30 pm.
9.535	—	BERNE, SWITZERLAND, 31.46 m., 1-2 pm. exc. Mon. and Tues.
9.530	W2XAF	SCHENECTADY, N. Y., 31.48 m., Addr. General Electric Co. 4 pm.-12 m. Sat. 1 pm.-12 m.
9.530	VUC2	CALCUTTA, INDIA, 31.48 m. Addr. All India Radio. 1.06-3.06 am.
9.526	XEDQ	GUADALAJARA, GAL., MEXICO, 31.49 m., n.-4.30 pm., 8-11.30 pm.
9.526	ZBW3	HONGKONG, CHINA, 31.49 m., Addr. P. O. Box 200. 11.30 pm. to 1 am., 3-10 am.
9.525	LKC	JELOY, NORWAY, 31.49 m., 4.30-10.30 am., Sun. 2.30-10.30 am.
9.523	ZRH	ROBERTS HEIGHTS, S. AFRICA, 31.5 m., Addr. (See ZRK, 9.606 mc.) Daily exc. Sun. 5-7.30 am.; Sun. 5.30-7 am.
9.520	OZF	SKAMLEBOAEK, DENMARK, 31.51 m., Addr. Statsradiofonien, Heibergsgade 7, Copenhagen, 8-9.30, 9.30-11 pm. to No. Amer.
9.520	YSH	SAN SALVADOR, EL SALVADOR 31.51 m., Addr. (See 7.894 mc.) Irregular 6-10 pm.
9.510	GS8	DAVENTRY, ENGLAND, 31.55 m., Addr. (See 9.580 mc.—GSC) 1.30-4, 4.15-6, 6.20-8.30, 9.20-11.25 pm.
9.510	HJU	BUENAVENTURA, COLOMBIA, 31.55 m., Addr. National Railways. Mon., Wed. and Fri. 8-11 pm.
9.510	HS6PJ	BANGKOK, SIAM, 31.55 m. Thursday, 8-10 am.
9.510	—	HANOI, FRENCH INDO-CHINA, 31.55 m. "Radio Hanoi", Addr. Radio Club de L'Indochine. 12 m.-2 am., 6-10 am. 15 watts.
9.500	VK3ME	MELBOURNE, AUSTRALIA, 31.58 m., Addr. Amalgamated Wireless of Australasia, 167 Queen St. Daily except Sun. 4-7 am.
9.503	XEWV	MEXICO CITY, MEX., 31.57 m., Addr. Apart. 2516. Relays XEW. 9 am.-12.30 am.
9.500	OFD	LAHTI, FINLAND, 31.58 m., Addr. Finnish Brest. Co., Helsinki. 12.15-5 pm.
9.490	OAX5C	ICA, PERU, 31.61 m., Radio Universal, 8-11.30 pm.
9.488	EAR	MADRID, SPAIN, 31.6 m., Addr. (See 9.860 mc.) 7.30-8.30 pm. Mon., Tues., Thur., Sat. at 9.30 pm. also.

End of Broadcast Band

Mc.	Call	
9.465	TAP	ANKARA, TURKEY, 31.70 m., 1.20-5 pm. Irreg.
9.445	HCODA	GUAYAQUIL, ECUADOR, 31.77 m., 8.15-10.15 pm., exc. Sun.
9.437	COCH	HAVANA, CUBA, 31.8 m., Addr. 2 B St., Vedado. 8 am.-9.30 pm. Sun. 8 am.-12 m.
9.380	—	TANANARIVE, MADAGASCAR, 31.96 m. Addr. Le Directeur des PTT, Radio Tananarive, Administration PTT. 12.30-12.45, 10-11 am., 2.30-4 am., exc. Sun.
9.370	XOY	CHENG TU, CHINA, 32.02 m., 9.45-10.30 am.
9.355	HCIETC	QUITO, ECUADOR, 32.05 m., Addr. Teatro Bolivar, Thurs. until 9:30 pm.
9.350	COCD	HAVANA, CUBA, 32.08 m., Addr. Box 2294. Relays CMCD 10 am.-11.30 pm. Sun. 10 am.-9 pm.
9.345	HBL	GENEVA, SWITZERLAND, 32.11 m., Addr. Radio Nations. Sun. 8-8.45 am., Mon. 6.45-8.30 pm.
9.340	OAX4J	LIMA, PERU, 32.12 m., Addr. Box 1166, "Radio Universal," 12 n.-3 pm., 5 pm.-1 am.
9.300	XGOW	SHANGHAI, CHINA, 32.26 m., 8-9.05 am. Veris between 9.180-9.300.
9.300	HIG	CIUDAD TRUJILLO, D. R., 32.28 m., 7.10-9.40 am., 11.40 am.-2.10 pm., 3.40-9.40 pm.
9.200	COBX	HAVANA, CUBA, 32.59 m. Addr. San Miguel 194, Altos. Relays CMBX 7 am.-12 m.
9.165	HC2CW	GUAYAQUIL, ECUADOR, 32.74 m., 7-11.30 pm., Sun. 3.30-6 pm.
9.125	HAT4	BUDAPEST, HUNGARY, 32.88 m., Addr. "Radiolabor," Gyali-ut, 22. Daily 7-8 pm., Sat., 6-7 pm.
9.100	COCA	HAVANA, CUBA, 32.95 m., Addr. Galiano No. 102. Relays CMCA 9 am.-12 m.
9.100	PJC2	CURACAO, D. W. INDIES, 32.97 m., 6.36-8.36 pm., Sun. 10.36 am.-12.36 pm.
9.030	COBZ	HAVANA, CUBA, 33.32 m., Radio Salas Addr. P. O. Box 866. 7.45 am.-1.15 am. Sun. 7.45 am.-12 m. Relays CMBZ.
8.965	COKG	SANTIAGO, CUBA, 33.44 m. Addr. Box 137. 9-10 am., 11.30 am.-1.30 pm., 3-4.30, 5-6, 10-11 pm., 12 m.-2 am.
8.841	HCJB	QUITO, ECUADOR, 33.5 m., 7-8.30 am., 11.45 am.-2.30 pm., 5-10 pm., except Mon. Sun. 12 n.-1.30 pm., 5.30-10 pm.
8.700	HKV	BOGOTA, COLOMBIA, 34.46 m. Tues. and Fri. 7-7.20 pm.
8.665	COJK	CAMAGUEY, CUBA, 34.64 m., Addr. Finlay No. 3 Altos. 5.30-6.30, 8-11 pm., daily except Sat. and Sun.
8.665	W2XGB	HICKSVILLE, N. Y., 34.64 m., Addr. Press Wireless, Mon. to Fri. News at 9 am. and 5 pm.
8.580	YNPR	MANAGUA, NICARAGUA, 34.92 m. Radiodifusora Pilot.
7.894	YSD	SAN SALVADOR, EL SALVADOR, 37.99 m., Addr. Dir. Genl. Tel. & Tel. 7-11 pm.
7.870	HCIRB	QUITO, ECUADOR, 38.1 m. La Voz de Quito. 9-11 pm.
7.854	HC2J58	GUAYAQUIL, ECUADOR, 38.2 m. Evenings to 11 pm.
7.797	H8P	GENEVA, SWITZERLAND, 38.48 m., Addr. Radio-Nations.
7.510	JVP	NAZAKI, JAPAN, 39.95 m., 8-9.30 am.
7.450	TI2R3	SAN JOSE, COSTA RICA, 40.27 m. "Radioemisora Athena". 9.30-11 pm., exc. Sun.
7.410	HCJ84	QUITO, ECUADOR, 40.46 m., 7-9.30 pm., irregularly.
7.410	YDA	TANDJONGPRIOK, JAVA, 40.46 m., Addr. N.I.R.O.M., Batavia, 10.30 pm.-2 am.; Sat. 7.30 pm.-2 am.
7.380	XECR	MEXICO CITY, MEX., 40.65 m., Addr. Foreign Office, Sun. 7-8 pm.
7.220	HKE	BOGOTA, COL., S. A., 41.55 m. Tues. and Sat. 8-9 pm. Mon. and Thurs. 6.30-7 pm.
7.200	YNAM	MANAGUA, NICARAGUA, 41.67 m. Irregular at 9 pm.
7.177	CR6AA	LOBITA, ANGOLA, PORT. WEST AFRICA, 41.75 m., Wednesday and Saturday 2.45-4.30 pm.

(Continued on page 540)

All Schedules Eastern Standard Time

# The Short Wave League



## On the Ham Bands

(with the "Listening Post" Observers)

Edited by Elmer R. Fuller

### HONORARY MEMBERS

Dr. Lee de Forest      Manfred von Ardenne  
D. E. Replogle          E. T. Somerset  
John L. Reinartz        Hollis Baird

Hugo Gernsback, Executive Secretary

• WE hope that 1939 will be the best dx year that we have ever experienced. Up to November 1 the conditions were not any too good. The far distant stations did not seem to come in as they have been known to do in the past. Also, neither have the reports of reception. hi!

At last the Listening Post certificates are finished and will be in the mail by the time you read this. Many thanks for your patience in waiting for them. The change in name of our publication necessitated the delay. Commencing with 1939 all observers will be subject to reappointment at the end of each year. Therefore it is essential that you send in your reports regularly, and make them complete. A record is being kept of every observer and his reports filed. Observers who fail to meet the necessary requirements one year, are quite likely not to be appointed for the next.

At present fifty-eight observers have been appointed throughout the world. These represent every continent except South America and Australia. An observer for each of the following states is wanted:—New Hampshire, Massachusetts, Delaware, Maryland, District of Columbia, Florida, Mississippi, Louisiana, New Mexico, Nevada, Oregon, Idaho, Montana, Wyoming, West Virginia, Missouri, North Dakota and South Dakota. All other states are now represented. Send your application to Elmer R. Fuller, in care of RADIO & TELEVISION, 99 Hudson Street, New York, N. Y.

Beginning with this issue, reports of all observers will be published according to continent. Stations' call letters will be followed by the approximate frequency usually used, the readability, signal strength, and the last names of the observers who reported hearing them. This will allow more space in which to publish reports. It is our desire to publish every complete report sent in by an observer.

Reports for October were received from the following:—

Bolhender, Homer      Ohio  
Carling, Len M.        Illinois  
Davenport, E. H.      Vermont  
Fitzpatrick, John     New Jersey  
Fuller, C. H.            Special Observer for the Editor  
Fuller, Lester          Arizona  
Hartzell, Clarence     Pennsylvania  
Jordan, Tom            Pennsylvania  
Lang, Ernest W.        Washington  
Noyes, William Dean   Nebraska  
Patterson, Pat          Georgia  
Platz, Walter          Iowa  
Robinson, Hugh        Oklahoma  
Rowley, A. R.          Canal Zone  
Rush, Richard A.      California

Listening post of J. M. Ruiz, Manila, Observer for the Philippine Islands.



## RADIO & TELEVISION

### OFFICIAL LISTENING POST

1938

This is to certify that  
*William D. Noyes*  
has been appointed an Official Listening Post  
Observer by the DX Department of  
RADIO & TELEVISION

Director, Chief  
Listening Post Editor

The handsome RADIO & TELEVISION official "listening post" certificate is reproduced above. The original certificate measures 7/4 by 9 1/2 inches and is attractively printed in two colors, red and blue.

Slaughter, Edward C.      Texas  
Taglauer, Bob            Kentucky  
Walker, E. H.            England  
Wells, Jack               Alabama  
Wood, James R.          Minnesota

Now to get down to the stations heard and the other dope:—Only a very few were reported being heard from Asia.

Call	Freq. mc.	R	S	Observer
XU2DI	14.070	3	4	L. Fuller
XU8AM	14.080	4	7	Wood
VS2AE	14.360	4	6	Wood
VS7GJ	14.130	5	7	Wood
J2MJ	14.340	3	2	Yours truly

Africa proved to be a very good source of signals during the past month.

ZE1JR	28.370	5	8	Taglauer
ZE1JU	14.040	4	6	Hartzell
CN8AY	28.175	5	6-9	Taglauer, Jordan
	28.982			
CN8AM	14.100	5	7	Wells
CN8AV	14.088	5	6	Wells
CN8MA	14.090	5	8	Wells
CN8MU	14.080	4-5	7-8	Wells, Fitzpatrick, Noyes, Yours truly

CN1AF	14.025	3	6-7	Carling, Fitzpatrick
	14.105			
FB8AD	14.300	-	-	Robinson
SU1MW	14.100	5	6	Jordan
ZS1AX	14.080	4	7	Wells, Hartzell, Slaughter, Rush, Fitzpatrick, Noyes

ZS1BL	14.300	5	5	Wells, Slaughter, Rush
	14.140			
ZS2S	14.162	4	8	Hartzell
ZS2N	14.020	4	6	Slaughter, Fitzpatrick
ZS2X	14.070	3	5	Noyes
ZS3F	14.090	5	8	Jordan, Slaughter, Yours truly

ZS3C	14.115	5	2	Yours truly
ZS3H	14.170	4	8	Hartzell, Yours truly
ZS3CL	14.120	5	7	Wells
ZS3AW	14.080	3	4	L. Fuller
ZS3CO	14.140	4	6	Slaughter
ZS3T	14.050	5	6	Slaughter
ZS6S	14.120			
	14.135	4	6	Jordan, Slaughter, Fitzpatrick

ZS6RI	14.064	4	5	Hartzell
ZS6DW	14.060	3-5	5-8	Slaughter, Fitzpatrick, Noyes
	14.075			
	14.060			
ZS6EF	14.075	4	6	Slaughter
ZS6BR	14.040	3-5	4-6	Slaughter, Fitzpatrick
	14.100			

ZS6A	14.070	5	7	Slaughter
ZS6X	14.182	2	2	Yours truly

European stations were not heard as often as during the previous month, but several were received now and then. During the total lunar eclipse on November 7th, we turned on the receiver to see if any effect of the moon could be noticed on the amateur bands. It was too late for the ten meter band to show much, but the twenty meter band seemed to behave rather strangely. It was clearer than it had been for some time, and signal strength seemed to be high, especially from European stations. As the shadow of the earth was leaving the surface of the moon, the conditions seemed to change. The Europeans faded out of the picture, and for the rest of the evening, the skip was very short. The following were reported:—

Call	Freq. mc.	R	S	Observer
G2VG	28.580	5	7	Jordan, Hartzell
G2LA	28.285	3	6	Hartzell
G2PO	14.005	5	8	Rowley
G2MF	14.040	4	6	Wood
G5BM	28.280	5	8	Taglauer, Jordan
G5ML	14.100	5	7-9	Carling, Jordan
G5BJ	28.500	5	7	Jordan
G5BJ	14.120	5	7-9	Jordan, Fitzpatrick
	14.180			
G5SH	28.170	3	5	Hartzell
G5MI	28.400	3	4	Rush
G5NI	14.115	5	9	Fitzpatrick
GoBW	28.130	5	7-8	Taglauer, Hartzell
	28.348			
G6WT	28.450	5	7	Taglauer

G6BH	28.160	5	9	Taglauer
G6GO	29.990	5	7	Jordan
G6AG	28.992	5	7	Jordan
G6JL	28.992	5	8	Jordan
G6GA	14.030	5	9	Fitzpatrick
G6OS	14.090	5	7	Fitzpatrick, Yours truly
G6GA	29.080	-	-	Robinson
GoYG	28.300	-	-	Robinson
GM8MN	14.030	4	8	Carling
GM6WD	14.310	5	7	Carling, C. Fuller
GM6WD	14.305	5	7	Jordan
G8BM	28.385	3	5	Hartzell
G8MX	28.235	3	5	Hartzell
GM6RG	28.470	5	9	Rush
G8UJ	14.080	4	6	Fitzpatrick
GW5KJ	28.210	5	8	Hartzell
GW6JW	14.205	5	9	Fitzpatrick
G3DO	14.110	5	6	Lang
G3BM	14.160	5	9	Fitzpatrick, Yours truly
G8MA	28.198	2	4	Hartzell
G18CW	14.337	3-5	7-8	Hartzell, Fitzpatrick
	14.205			

F3HN	28.375	5	8	Taglauer
F3OA	28.310	5	7	Taglauer
F3OX	14.085	5	7	Jordan
F8NT	14.050	3	5	Noyes
F8DR	14.300	5	5	C. Fuller
F8RR	28.275	4	7	Hartzell
F8LX	14.170	5	5	Fitzpatrick

(Continued on page 570)

The man who heard six continents in five minutes, Masud Akhtar, Observer for India, uses this card for veris.

EXPERIMENTAL SHORT WAVE RECEIVING STATION

Radio SWL - Four Hind. Stations

at \_\_\_\_\_ GMT/EST. on \_\_\_\_\_

QRC \_\_\_\_\_ Mc Band \_\_\_\_\_

REPORT

C.A. R \_\_\_\_\_

Mod \_\_\_\_\_

QRN \_\_\_\_\_

QRM \_\_\_\_\_

QSB \_\_\_\_\_

W. \_\_\_\_\_

Conds \_\_\_\_\_

Height of Slack \_\_\_\_\_

70 to feet above sea.

RECEIVER

PHILIPS' 9 Stage Superhet.

ANTENNA

Inverted 'L' type

Direction: \_\_\_\_\_

..... High .....

..... W.C. ....

..... Countries

VUSWL

B. L. D. L. C.

Remarks: *Heard 45 min. each day.*

Salaam-o-Aleikum! Masud

PSE QSL-TNX. VY 73 to DX OM MASUD AKHTAR

Mc.	Call	Station Name, Address, and Schedule	Mc.	Call	Station Name, Address, and Schedule	Mc.	Call	Station Name, Address, and Schedule
7.100	FO8AA	PAPEETE, TAHITI, 42.25 m., Addr. Radio Club Oceanien. Tues. and Fri. 11 pm.-12.30 am.	6.335	OAXIA	ICA, PERU, 47.33 m., Addr. La Voz de Chiclayo. Casilla No. 9. 8-11 pm.	6.125	CXA4	MONTEVIDEO, URUGUAY, 48.93 m., Addr. Radio Electrico de Montevideo, Mercedes 823. 10 am.-12 n., 2-8 pm.
7.088	PIIJ	DORDRECHT, HOLLAND, 42.3 m., Addr. Dr. M. Hellingman, Technical College. Sat. 11.10-11.50 am.	6.324	COCW	HAVANA, CUBA, 47.4 m., Addr. La Voz del Radio Philco, P. O. Box 130. 6.55 am.-12 m. Sun. 9.55 am.-10 pm.	6.122	HJ3ABX	BOGOTA, COL., 49 m., Addr. La Voz de Col., Apartado 26-65. 12 n.-2 pm., 5.30-11 pm.; Sun. 6-11 pm.
6.990	XEME	MERIDA, YUCATAN, 42.89 m., Addr. Calle 59, No. 517, "La Voz de Yucatan desde Merida." Irregular.	6.310	HIZ	CIUDAD TRUJILLO, D. R., 47.52 m., Daily except Sat. and Sun. 11.10 am.-2.25 pm., 5.10-8.40 pm. Sat. 5.10-11.10 pm. Sun. 11.40 am.-1.40 pm.	6.122	HP5H	PANAMA CITY, PAN., 49 m., Addr. Box 1045. 10 am.-1 pm., 5-11 pm.
6.977	X8A	TACUBAYA, D. F., MEX., 43 m., 9.30 am.-1 pm., 7-8.30 pm.	6.300	YV4RD	MARACAY, VENEZUELA, 47.62 m., 6.30-9.30 pm. exc. Sun.	6.120	W2XE	NEW YORK CITY, 49.02 m., Addr. Col. B'cast. System, 485 Madison Ave. 10.30-11.30 pm.
6.805	HI7P	CIUDAD TRUJILLO, DOM. REP., 44.06 m., Addr. Emisora Diaria de Comercio. Daily exc. Sat. and Sun. 12.40-1.40, 6.40-8.40 pm. Sat. 12.40-1.40 pm. Sun. 10.40 am.-11.40 am.	6.295	OAX4G	LIMA, PERU, 47.63 m., Addr. Apartado 1242. Daily 7-10.30 pm.	6.117	XEUZ	MEXICO CITY, MEX., 49.03 m., Addr. 5 de Mayo 21. Relays XEFO 1-3 am.
6.790	PZH	PARAMIRABO, SURINAM, 44.16 m., Addr. P. O. Box 18. Daily 6.06-8.36 am., Sun. 9.36-11.36 am. Daily 5.36-8.36 pm.	6.280	HIG	TRUJILLO CITY, D. R., 47.77 m., 7.10-9.40 am., 11.40 am.-2.10 pm., 3.40-9.40 pm.	6.115	OLR2C	PRAGUE, CZECHOSLOVAKIA, 49.05 m. (See 11.40 mc.)
6.775	HIH	SAN PEDRO DE MACORIS, DOM. REP., 44.26 m., 12.10-1.40 pm., 7.30-9 pm. Sun. 3-4 am., 4.15-6 pm., 4.40-7.40 pm.	6.270	YV5RP	CARACAS, VENEZUELA, 47.79 m., Addr. "La Voz de la Philco." Daily to 10.30 pm.	6.110	GSL	DAVENTRY, ENGLAND, 49.1 m., 6.20-8.30, 9.20-11.20 pm.
6.750	JVT	NAZAKI, JAPAN, 44.44 m., Addr. Kokusai-Denwa Kaisha, Ltd., Tokyo. Irregular.	6.255	YV5RJ	CARACAS, VENEZUELA, 47.18 m.	6.110	XEGW	MEXICO CITY, MEX., 49.1 m., Addr. La Voz de Aquila Azteca desde Mex., Apartado 8403. Relays XEJW 11 pm.-1 am.
6.730	HI3C	LA ROMANA, DOM. REP., 44.58 m., Addr. "La Voz de la Feria." 12.30-2 pm., 5-6 pm.	6.243	HIN	CIUDAD TRUJILLO, D. R., 48 m., Addr. "La Voz del Partido Dominicano." 12 n.-2 pm., 6-10 pm.	6.110	VPB	COLOMBO, CEYLON, 49.1 m., Daily 7-9.30 am; Sun. 6.30-9.30 am.
6.720	PMH	BANDOENG, JAVA, 44.64 m., Relays N.I.R.O.M. programs. 4.30-11 or 11.30 am. Also Sat. 9.30 pm.-1.30 am.	6.240	ZGE	KUALA LUMPUR, FED. MALAY ST., 48.1 m., Addr. Malaysian Amateur Radio Society. Sun. Tues. and Fri. 6.40-8.40 am.	6.108	HJ6ABB	MANIZALES, COL., 49.14 m., Addr. P. O. Box 175. Mon.-Fri. 12.15-1 pm.; Tue. and Fri. 7.30-10 pm.; Sun. 2.30-5 pm.
6.690	TIEP	SAN JOSE, COSTA RICA, 44.82 m., Addr. Apartado 257, La Voz del Tropico. Daily 7-10 pm.	6.235	HRD	LA CEIBA, HONDURAS, 48.12 m., Addr. "La Voz de Atlantida." 8-11 pm.; Sat. 8 pm.-1 am.; Sun. 4-6 pm.	6.100	YUA	BELGRADE, JUGOSLAVIA, 49.18 m., 12.45-2.30, 4-8 am., 1-6 pm.
6.675	HBQ	GENEVA, SWITZERLAND, 44.94 m., Addr. Radio-Nations. Off the air at present.	6.225	YVIRG	VALERA, VENEZUELA, 48.15 m., 6-9.30 pm.	6.100	W3XAL	BOUND BROOK, N. J., 49.18 m., Addr. Natl. Broad. Co.
6.672	—	— 44.94 m., relays Salamanca, Spain, 7-9.45 pm.	6.210	—	SAIGON, INDO-CHINA, 48.28 m., Addr. Radio Boy-Landry, 17 Place A. Foray. 4.30 or 5.30-9.15 am.	6.100	—	NOUMEA, NEW CALEDONIA, 49.18 m., Radio Noumea, Addr. Charles Gaveau, 44 Rue de l'Alma. 2-3.30 am., exc. Sun. and Mon.
6.672	YVQ	MARACAY, VENEZUELA, 44.95 m., Irregular.	6.205	YV5RI	CORO, VENEZUELA, 48.32 m., Addr. Roger Leyba, care A. Urbina y Cia. Irregular.	6.097	ZRK	KLIPHEUVEL, S. AFRICA, 49.2 m., Addr. S. African Broad. Co., Johannesburg. Daily 12 n.-4 pm., Sun. 12 n.-3.20 pm.
6.635	HC2RL	GUAYAQUIL, ECUADOR, S. A., 45.18 m., Addr. P. O. Box 759. Sun. 5.45-7.45 pm., Tues. 9.15-11.15 pm.	6.200	H18Q	CIUDAD TRUJILLO, D. R., 48.36 m., Irregular.	6.097	ZRJ	JOHANNESBURG, S. AFRICA, 49.2 m., Addr. S. African Broad. Co. Daily exc. Sat. 11.45 pm.-12.50 am.; Daily exc. Sun. 3.15-7.30, 9-11.30 am. (Sat. 8.30-11.30 am.) Sun. 3.30-4.30 or 4-5 am., 5.30-7, 9-11.30 am.
6.630	HIT	CIUDAD TRUJILLO, D. R., 45.25 m., Addr. "La Voz de la RCA Victor." Apartado 1105. Daily exc. Sun. 12.10-1.40 pm., 5.40-8.40 pm.; also Sat. 10.40 pm.-12.40 am.	6.190	TG2	GUATEMALA CITY, GUAT., 48.4 m., Addr. Dir. Genl. of Electr. Commun. Relays TGI Mon.-Fri. 6-11 pm., Sat. 6 pm.-1 am. Sun. 7-11 am., 3-8 pm.	6.095	ZJH	TOKYO, JAPAN, 49.22 m., Addr. (See 11.800 mc., JZJ.) Irregular.
6.625	PRADO	RIOBAMBA, ECUADOR, 45.28 m., Thurs. 9-11.45 pm.	6.185	H1IA	SANTIAGO, D. R., 48.5 m., Addr. P. O. Box 423. 7 am.-5 pm.	6.090	CRCX	TORONTO, CAN., 49.26 m., Addr. Can. Broadcasting Corp. Daily 7.45 am.-5 pm., Sun. 10.30 am.-12 n.
6.610	YNLG	MANAGUA, NICARAGUA, 45.39 m., Emisora Ruben Dario. 1-3, 7-11 pm.	6.156	YV5RD	CARACAS, VENEZUELA, 48.71 m., 11 am.-2 pm., 4-10.40 pm.	6.090	Z8W2	HONGKONG, CHINA, 49.26 m., Addr. P. O. Box 200. Irregular.
6.558	HI4D	CIUDAD TRUJILLO, D. R., 45.74 m., Except Sun. 11.55 am.-1.40 pm.	6.153	HI5N	MOCA CITY, D. R., 48.75 m., 6.40-9.10 pm.	6.083	VQ7LO	NAIROBI, KENYA, AFRICA, 49.31 m., Addr. Cable and Wireless, Ltd. Mon., Fri. 5.30-6 am., 11.15 am.-2.15 pm., also Tues. and Thurs. 8.15-9.15 am.; Sat. 11.15 am.-3.15 pm.; Sun. 10.45 am.-1.45 pm.
6.550	XBC	VERA CRUZ, MEX., 45.8 m., 8.15-9 am.	<b>49 Met. Broadcast Band</b>			6.081	YVIRD	MARACAIBO, VEN., 49.32 m., 6-11 pm.
6.550	TIRCC	SAN JOSE, COSTA RICA, 45.8 m., Addr. Radioemisora Catolica Costarricense. Sun. 11 am.-2 pm., 6-7, 8-9 pm. Daily 12 n.-2 pm., 6-7 pm., Thurs. 6-11 pm.	6.150	CJRO	WINNIPEG, MAN., CANADA, 48.79 m., Addr. (See 11.720 mc.) Daily 6 pm.-12 m., Sun. 5-10 pm.	6.080	W9XAA	CHICAGO, ILL., 49.34 m., Addr. Chicago Fed. of Labor. Relays WCFL irregular.
6.545	YV6RB	BOLIVAR, VENEZUELA, 45.84 m., Addr. "Ecos de Orinoco." 6-10.30 pm.	6.150	ZPI4	VILLARRICA, PARAGUAY, 48.75 m., 5-6 pm.	6.079	DJM	BERLIN, GERMANY, 49.34 m., Addr., Broadcasting House. Irregular.
6.520	YV4RB	VALENCIA, VENEZUELA, 45.98 m., 11 am.-2 pm., 5-10 pm.	6.147	ZRD	DURBAN, SOUTH AFRICA, 48.8 m., Addr. (See ZRK, 9.606 mc.) Daily exc. Sat. 11.45 pm.-12.50 am.; Daily exc. Sun. 3.30-7.30 am., 9 am.-3.45 pm.; Sun. 5.30-7, 9-11.30 am., 12 n.-3.20 pm. Also 4-5 am., 3rd Sun. of month.	6.077	OAX4Z	LIMA, PERU, 49.35 m., Radio Nacional 7-11 pm.
6.516	YNIGG	MANAGUA, NICARAGUA, 46.02 m., Addr. "La Voz de las Lagos." 8-9 pm.	6.147	ZEB	BULAWAYO, RHODESIA, S. AFRICA, 48.8 m., Mon., Wed., and Fri. 1.15-3.15 pm.; Tues. 11 am.-12 n.; Thurs. 10 am.-12 n. Sun. 3.30-5 am.	6.075	VP3MR	GEORGETOWN, BRI. GUIANA, 49.35 m., Sun. 7.45-10.15 am.; Daily 4.45-8.45 pm.
6.500	HIL	CIUDAD TRUJILLO, D. R., 46.13 m., Addr. Apartado 623. 12.10-1.40 pm., 5.40-7.40 pm.	6.145	HJ4ABG	MEDELLIN, COL., 48.79 m., 11 am.-12 n., 6-10.30 pm.	6.070	HP3ABF	BOGOTA, COL., 49.42 m., La Voz de Bogota.
6.480	HIIL	SANTIAGO DE LOS CABALLEROS, D. R., 46.28 m., Addr. Box 356. 9.40-11.40 am., 7.40-9.40 pm.	6.140	W8XK	PITTSBURGH, PA., 48.83 m., Addr. Westinghouse Electric & Mfg. Co. Relays KDKA 11 pm.-12 m.	6.070	CFRX	TORONTO, CAN., 49.42 m., Relays CFRB 7.30 am.-12 m., Sun. 10 am.-12 m.
6.470	YNLAT	GRANADA, NICARAGUA, 46.36 m., Addr. Leonidas Tenorio, "La Voz del Mombacho." Irregular.	6.137	CR7AA	LAURENCO MARQUES, PORT. E. AFRICA, 48.87 m., Daily 12.05-1, 4.30-6.30, 9.30-11 am., 12.05-4 pm., Sun. 5-7 am., 10 am.-2 pm.	6.070	VE9CS	VANCOUVER, B. C., CAN., 49.42 m., Sun. 1.45-9 pm., 10.30 pm.-1 am.; Tues. 6-7.30 pm., 11.30 pm.-1.30 am. Daily 6-7.30 pm.
6.465	YV3RD	BARQUISIMETO, VENEZUELA, 46.37 m., Radio Barquisimeto, irregular.	6.133	XEXA	MEXICO CITY, MEX., 48.93 m., Addr. Dept. of Education. Daily 8-11 am., 2.30-4 pm., 7.30 pm.-12.45 am. Sun. 1.30 pm.-12.45 am.	6.069	—	TANANARIVE, MADAGASCAR, 49.42 m., Addr. (See 9.53 mc.) 12.30-12.45, 3.30-4.30, 10-11 am., Sun. 2.30-4.30 am.
6.450	HI4V	SAN FRANCISCO DE MACORIS, D. R., 46.48 m., 11.40 am.-1.40 pm., 5.10-9.40 pm.	6.130	VP3BG	GEORGETOWN, BRIT. GUIANA, 48.94 m., From 5 pm. on.	6.065	SBO	MOTALA, SWEDEN, 49.46 m., Relays Stockholm 1.30-5 pm.
6.440	TGQA	QUEZALTENANGO, GUATEMALA, 46.56 m., Daily 6.10-10.10 pm., Sun. 1-3 pm.	6.130	TIEM	SAN JOSE, COSTA RICA, 48.94 m., "El Mundo" Apartado 1049. 11 am.-11 pm., Sun. 10 am.-6 pm.	6.060	—	TANANARIVE, MADAGASCAR, 49.5 m., 12.30-12.45, 3.30-4.30, 10-11 am.
6.340	HIIX	CIUDAD TRUJILLO, D. R., 47.32 m., Sun. 7.40-10.40 am., daily 12.10-1.10 pm., Tues. and Fri. 8.10-10.10 pm.	6.130	CHNX	HALIFAX, N. S., CAN., 48.94 m., Addr. P. O. Box 998. Mon.-Fri. 7 am.-11.15 pm., Sat. 11 am.-11 pm., Sun. 12 n.-11.15 pm. Relays CHNS.	6.060	W8XAL	CINCINNATI, OHIO, 49.5 m., Addr. Crosley Radio Corp. Relays WLW Tues., Fri., Sun. 5.45 am.-12 n., 11 pm.-2 am.; Wed. 5.45 am.-12 n., 9 pm.-2 am.; Mon., Thurs., Sat. 5.45 am.-2 am.


(Continued on page 562)

All Schedules Eastern Standard Time

# Increase Your DX with

# This Pre-Amplifier

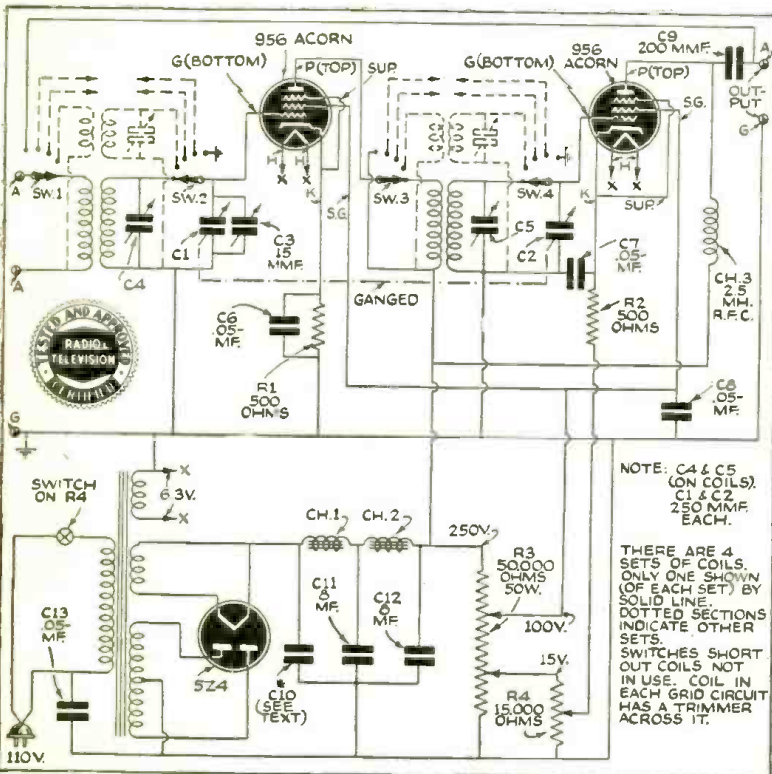

H. G. McEntee, W2FHP



Above—Front view of the Pre-amplifier. Right—Rear view of the chassis. Below—wiring diagram.

● SEVERAL years ago it was the dream of practically every dxer, be he Ham or SWL, to own a superhet receiver with an R.F. stage and all the fixings. Nowadays, a receiver in the higher price ranges is not considered to be very "hot" unless it has at least one R.F. stage—and several of the more expensive makes have two such stages. Not content with this, the Hams have put *pre-selectors* in front of these modern receivers and have found them of great help in reception under the difficult present-day conditions.

The pre-selector described herein brings signals out of the noise-level and so can be utilized to advantage with any receiver from the simple regenerative job,



right up to the latest "super-doooper." Another advantage of this instrument is in *reducing image interference*, which is particularly annoying on the high frequency bands, or with superhets that have no R.F. stage and an I.F. amplifier of 470 kc. or lower.

This unit is self-powered, so that no extra drain need be put on an already over-taxed receiver power-supply, if such is used. The power-supply also makes the unit handier and more versatile in use, where it is to be employed on several different receivers.


The R.F. tubes are of the Acorn type, as these give very high efficiency on the *higher* frequencies, where efficiency is badly needed. The new television amplifier tubes, or even 6K7's, may be used in place of the 956's, but the latter have proved to be very fine for this application.

Suitable ready-made low cost coils are available. These come with an air-tuned trimmer already in place on each coil, and they fit nicely on the band-changing switch. The lugs on the coils are soldered directly to the switch lugs, thus dispensing with many leads.

The switch must be disassembled, and an aluminum shield put in place, as seen in the underside view. The shield is of 1/16" stock and has several holes drilled in it to allow leads to pass into the front compartment. The manual antenna trimmer is of use where there are several antennas to be employed with the pre-selector. It enables the antenna or input R.F. stage to be kept right in resonance, regardless of antenna loading.

(Continued on page 557)

# A De Luxe Desk



Top is the meter panel; below it, the R.F. amplifier; next, the speech amplifier and modulator; exciter power-supply is at bottom.

neutralized amplifier on 20 meters or a doubler on 10 meters. The d.c. input power for all bands on code is 120 watts and the output approximately 80 watts. On phone, the input is decreased to 80 watts and the output is approximately 50 watts.

The 6L6 is capacity coupled to a pair of 807's in push-pull.

### Notes on Gunn Oscillator

Since the Gunn oscillator has not been described for use in amateur transmitters heretofore, some notes on the theory and development of it will prove of interest.

The oscillator was required for airplane usage and had to be capable of operating over a wide and high range of frequencies. The possibility of using quartz crystals was precluded because of the great number that would be required.

An analysis by Gunn showed that the factors affecting frequency change were (1) Changes in plate potential, (2) Changes in mean grid potential, (3) Changes in filament potential, (4) Changes in emission due to causes other than (3), (5) Changes in spacing of the tube elements, (6) Interruption (keying) of the circuit.

The transmitter is sufficiently small for use on a desk as it measures 35 1/4" high, 19 3/8" wide and 14 1/2" deep.

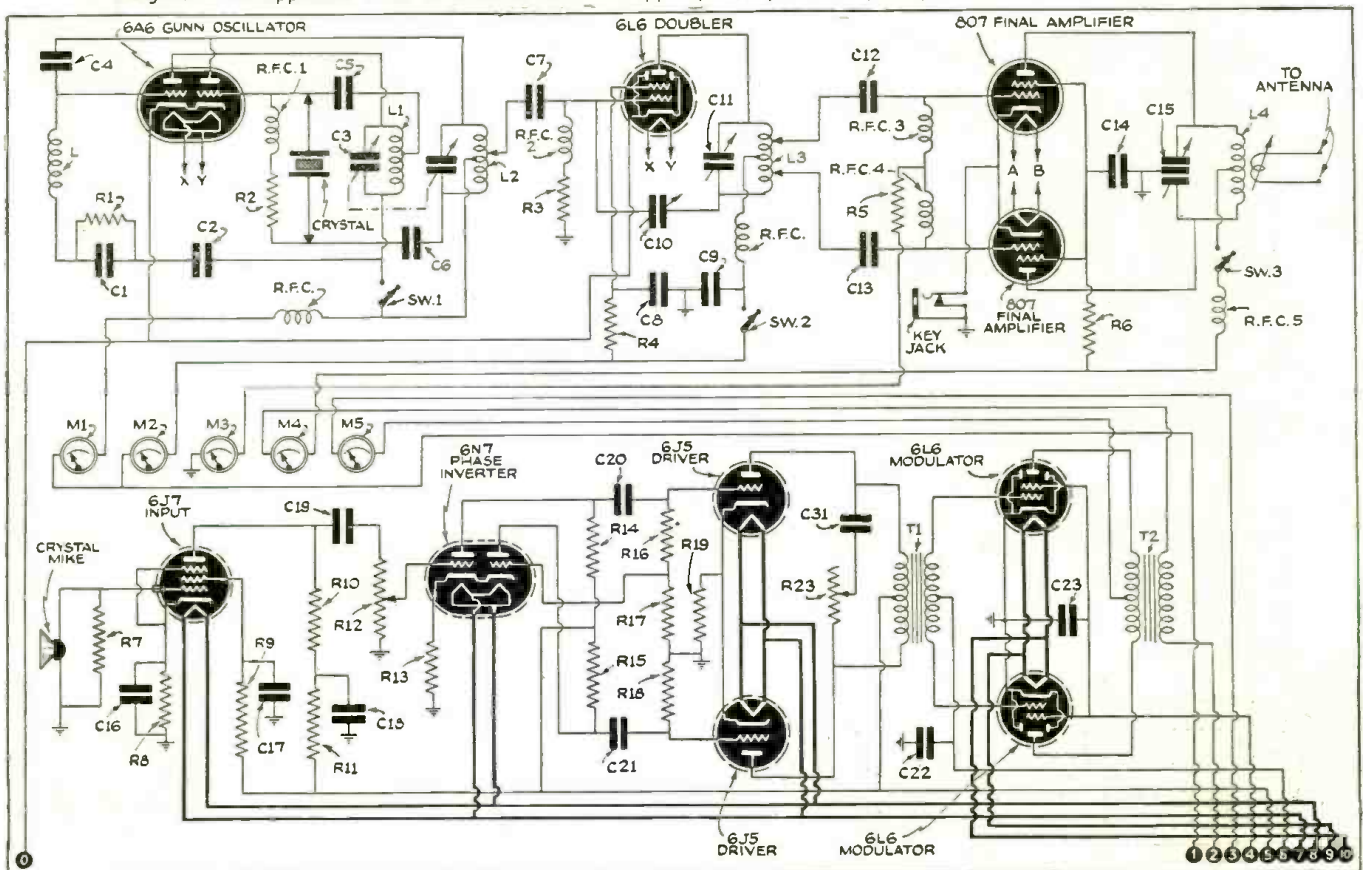
The audio complement consists of a 6J7 pentode, coupled to a 6N7 phase inverter, capacity coupled to a pair of 6J5's in push-pull which are transformer coupled to a pair of 6L6's operating Class AB<sup>2</sup>. The audio power developed is

sufficient to modulate 100 watts of radio frequency input power.

The exciter consists of a Gunn oscillator using a 6A6 dual triode, which operates on the fundamental frequency of 20 meters. It is capacity coupled to a 6L6 which acts as a

● THIS article presents a 13-tube transmitter designed for operation on phone or code on 10 or 20 meters and features a new type of flexible, variable frequency oscillator, as well as a high-gain audio amplifier and provision for remote control.

Diagram of the apparatus to be mounted on the three upper panels (A & B in photo) of the De Luxe Desk Transmitter.





# Transmitter

This 13-tube 10- and 20-meter transmitter, adapted for Remote Control, uses the Gunn oscillator.

Alvin Abrams, W2DTT


Therefore to use a self-excited oscillator, without a means of stabilization, would produce an unsatisfactory frequency stability characteristic, particularly at the higher frequencies. A new approach had to be made to the problem and Gunn decided that a new fundamental principle had to be developed.

The new principle utilizes the well-known fact that a filter having a great number of sections can be made to approach single frequency transmission as closely as may be desired, by the use of as many filter sections as required.


The circuit works as follows: The tuned plate circuit of the first tube, which will be called L1 and C1, and the plate circuit of the second tube, L2 and C2, are tuned to nearly the same frequency, which is approximately the frequency of oscillation. The resultant frequency is also somewhat dependent on the resistance of the tuned circuits and the internal tube plate resistance and on the input coupling units to the succeeding tubes. The circuits L1, C1 and L2, C2 are sharply tuned and their parallel impedance is high for the particular frequency to which they are tuned and is low for all other frequencies. If a suitable change in potential be applied to the grid of the first tube, the variation is amplified, its phase reversed, and is passed on to the second grid. The magnitude of the potential passed on to the second grid will depend on the magnitude of the original change of potential and equally on the apparent impedance of the tuned circuit L1, C1 since this circuit is effectively across the grid and filament of the second tube. Since the two tubes stand in identical electrical relation to each other, the second tube will repeat the process in exactly the same manner, and the initial pulse will be returned to the first grid, amplified or attenuated and approximately in phase with it. When



CRYSTAL SOCKET



Above, right—rear view of meter and R. F. panels, together with under-chassis picture, showing placement of all parts. Below, left—similar views of the speech amplifier and modulator. Note self-contained power-pack.



the returning pulse is larger than the initial one, it is evident that oscillations will set in in both the circuits L1, C1 and L2, C2 since these will assume to be tuned to identical frequencies. The oscillations will be impressed on each grid successively and if the interstage coupling is correct, those frequencies corresponding to

a high parallel impedance in the coupling units will be amplified and pass through the system again and again and give rise to a steady oscillation. On the other hand, those frequencies corresponding to a lower parallel impedance in the coupling units will be less amplified and in the process of passing through the tuned systems again and again will be attenuated to such an extent that they will vanish from the system.

It is then easily seen that the re-entrant circulation of oscillations through such a system stimulates with great accuracy the selective effect of a filter having a very great number of sections.

The stability of the oscillator is comparable to that of an electron-coupled oscillator and can be improved still further by using screen grid tubes. The reader who would like to delve more fully into the oscillator, will find a full description by Ross Gunn of the Naval Research Laboratories, in the September, 1930 *Proceedings of the I. R. E.*

## Construction

The transmitter consists of three sections. The bottom one contains the exciter power supply which delivers 300 volts d.c. at 100 milliamperes for the oscillator and doubler, and also contains the filament and plate relays.

The second chassis holds the speech amplifier and modulator with its self-contained power supply.

The third chassis is the radio frequency amplifier with the 5/4" meter  
(Continued on page 571)

# A Band-Spread 1-Tube Receiver

Herman Yellin, W2AJL



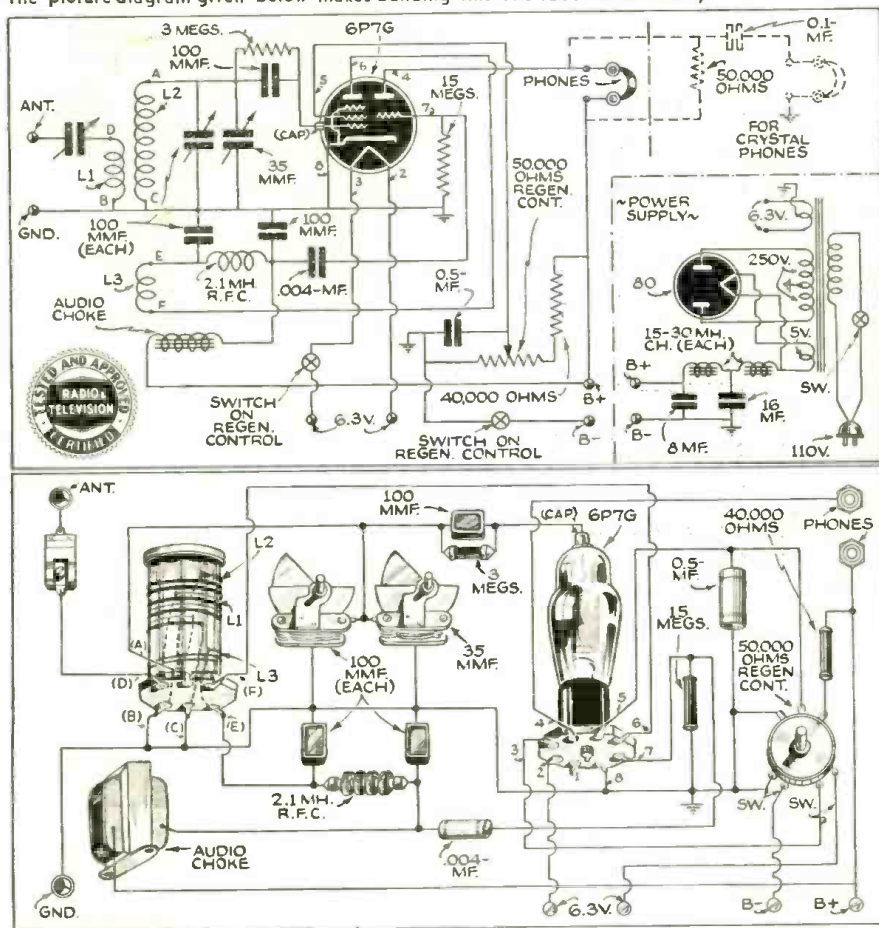
This one-tube receiver has many fine points and can be built at a nominal cost. It is particularly designed for headphone reception. Photo at right shows a rear view of the chassis.

Beginners just entering the short-wave field will appreciate this up-to-date one-tube receiver, as it provides very smooth operation and excellent DX range. A single tube acts both as a detector and an audio amplifier.

● MANY amateurs and SWL's rather like the idea of a simple receiver held in reserve for the time when the big set becomes inoperative. During periods of emergency when the regular power lines are wiped out, effectively silencing the regular receiver, a simple one-tuber such as will be described, can quickly be connected to a couple of batteries and operations resumed. As a companion unit to the portable-emergency transmitter described on page 548, it can be operated from the transmitter's vibrapack. As explained in the transmitter article, one storage battery supplies plate and filament power to both the transmitter and receiver. Since a stage of audio is a helpful adjunct to a regenerative detector, a tube containing two sets of elements in one envelope obviously becomes a very desirable solution to our problem. Con-



The picture diagram given below makes building this one-tube receiver easy.



taining in glass envelope a separate pentode and a separate triode section, the 6P7G is ideal for purpose. Although both sets of elements are so close to each other, there is no harmful interaction between the two because they perform widely different tasks.

### 1 Tube Performs Two Functions

The pentode section of the 6P7G is operated as a three-circuit *regenerative detector*, while the triode section operates as a single stage of *audio amplification*. Since the cathode of the 6P7G is common to both the pentode and triode sections, the tickler method of regeneration was used in preference to the cathode type which might have led to some difficulty. Besides, bringing out taps from a coil is generally a difficult process for the beginner. Regeneration is controlled by varying the screen-grid voltage, resulting in exceptionally smooth control. A little difficulty was encountered at first in the form of a terrific fringe howl as the detector went into oscillation on the higher frequency bands. This was easily cured by shunting a 500,000 ohm resistor across the audio choke coil in the detector plate circuit. Thereafter, the smoothness of action of the regeneration control was all that could be desired.

In order to have little reaction between the antenna and tuning circuits, a separate antenna or primary coil is used. This coil is interwound with the grid coil turns at

(Continued on page 572)

# SUPERIOR PRESENTS 5 INSTRUMENTS


from its NEW 1100 series!!!! Never before has Superior offered so much for so little! Always the Best Buy in the Instrument Field, Superior in this new 1100 series gives you even more value! We have incorporated many refinements, many new features . . . all proven to be sound and practical. We urge you to read the descriptions below carefully; see how these instruments fit your needs. Buy direct from manufacturer and save 50%.

ments, many new features . . . all proven to be sound and practical. We urge you to read the descriptions below carefully; see how these instruments fit your needs. Buy direct from manufacturer and save 50%.

**SUPERIOR INSTRUMENTS ARE GUARANTEED FOR ONE YEAR**

## THE NEW MODEL 1110-S A.C. - D.C. VOLT OHM MILLIAMMETER

*A Midget in Size—A Giant in Performance*




Features modern 0-1 d'Arsonval type meter, precision resistors, neat etched panel housed in new striped fabricoid case.

### SPECIFICATIONS:

0-1.5 volts D.C.	0-500 ohms . . . . . 500-500,000 ohms.	0-15 volts A.C.
0-15 volts D.C.	0-1 ma. D.C.	0-40 volts A.C.
0-25 volts D.C.	0-10 ma. D.C.	0-75 volts A.C.
0-75 volts D.C.	0-100 ma. D.C.	0-200 volts A.C.
0-500 volts D.C.	0-500 ma. D.C.	0-1200 volts A.C.

Model 1110-S supplied complete with batteries, test leads and instructions. Size: 8 1/2" x 5" x 3 1/4". Shipping weight, 5 1/2 pounds. Our net price. **\$7<sup>85</sup>**

## THE NEW MODEL 1130-S Signal Generator with Audio Frequencies




### SPECIFICATIONS:

1. Combination R.F. and Audio Signal Generator. R.F. 100 kc. to 100 Mc. A.F.—100-7500 cycles. All Direct reading, all by front panel switching.
2. R.F. and A.F. output independently obtainable alone or with A.F. (any frequency) modulating R.F.
3. Accuracy is within 1% on I.P. and Broadcast bands; 2% on higher frequencies.
4. Audio frequencies in 5 bands; 100, 400, 1000, 5000, and 7500 cycles.
5. Giant airplane full vision, direct-reading dial.
6. Condenser and other leakages tested to 100 megohms.
7. All services on 90-130 volts A.C. or D.C. (any frequency).

Model 1130-S comes complete with tubes, test leads, carrying handle, instructions. Size 12" x 9" x 6 1/2". Shipping weight 15 pounds. Our net price. **\$11<sup>85</sup>**

## THE NEW MODEL 1150-S SUPER-ALLMETER

*Featuring the New Sloping Panel*



A genuine achievement! For accurate and rapid measurements. Note the following features: A.C. and D.C. Volts, A.C. and D.C. currents, Resistance, Capacity, Inductance, Decibels, Watts.

### SPECIFICATIONS:

- D.C. Voltage: 0-15, 0-150, 0-750 volts D.C.
- A.C. Voltage: 0-15, 0-150, 0-750 volts A.C.
- D.C. Current: 0-1, 0-15, 0-150, 0-750 ma. D.C.
- A.C. Current: 0-15, 0-150, 0-750 ma. A.C.
- 2 Resistance Ranges: 0-500 ohms, 500-5 megohms
- High and Low Capacity Scales: .0005 to 1 mfd. and .05 to 200 mfd.
- 3 Decibel Ranges: -10 to +19, -10 to +38, -10 to +53.
- Inductance: 1 to 700 Henries
- Watts: Based on 6 mw. at 0 D.B. in 500 ohms. .006000 to 600
- Utilizes new 4 1/2" square 0-1 d'Arsonval type meter with precision resistors housed in our newly devised sloping case for rapid and accurate servicing.
- Model 1150-S supplied complete with test leads, tabular charts and instructions. Size 10" x 7 1/4" x 4 1/4". Shipping weight 9 pounds. Our net price **\$11<sup>85</sup>**
- Model 1150-A Portable carrying cover 75c additional.

## THE NEW MODEL 1180-S SET TESTER

*A Complete Laboratory All in One Unit!*

*Featuring Our New Type Sloping Panel for Precise and Rapid Servicing*



A complete testing laboratory all in one unit! Combines Superior models 1140-S and 1150-S. For specifications read the description of both these models hereafter. Controls housed in sturdy, black case with sloping panel for rapid and simple measurements. Complete with test leads, tabular charts, instructions and tabular data for every known receiving type tube, including many transmitting types. Size 11 1/2" x 9 1/4" x 5". Shipping weight 18 pounds. Our net price **\$17<sup>85</sup>**

Model 1180-A for Portable Cover, add 95c.

## THE NEW MODEL 1140-S TUBE TESTER



A really modern tube tester conforming to all standards of good engineering practice. Utilizes a 3" d'Arsonval type meter with calibrated scale. Furnished in a sturdy black case with sloping panel for easy operation. Removable cover and carrying handle for either portable or counter use.

### SPECIFICATIONS:

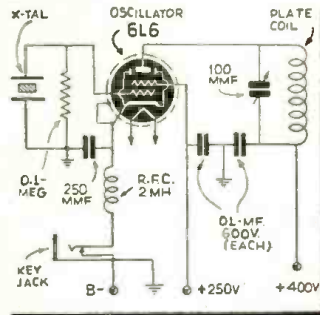
1. Tests all 4, 5, 6, 7, 7L, and octal base tubes, including diodes.
  2. Tests by the well-established emission method for tube quality, directly read on the GOOD!?!? (BAD) scale of the meter.
  3. Affords separate neon test for leakage and shorts between elements.
  4. All services performed by the use of only five controls at maximum, and many tests do not require working all the controls.
  5. Supplied with instructions and reference table so that the filament voltage and emission measuring controls may be properly set for the enumerated long list of tubes, which includes all tubes commonly encountered in servicing.
  6. Works on 90-120 volts A.C. 60 cycle.
- Model 1140-S comes complete with instructions and tabular data for every known receiving type of tube as well as many transmitting types. Shipping weight 10 pounds, size 10" x 7 1/4" x 4 1/4". Our net price **\$10<sup>85</sup>**
- Model 1140-A with Portable Cover 75c additional

# SUPERIOR INSTRUMENTS CO. 136 Liberty St., SW - 139 NEW YORK, N. Y.

# Question Box

## Diagram of Simple Oscillator

**?** In the construction of my transmitter I intend to make use of a simple oscillator using a 6L6 in order that the crystal will work on the 80 meter as well as the 40 meter band by simply changing the plate coil. Please publish a diagram showing such an oscillator with complete list of parts.—Lester Morosky, Cincinnati, Ohio.



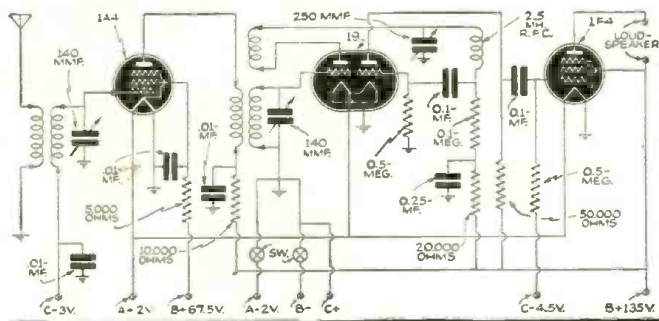
Oscillator works 2 bands.—1165

**A.** Here is a diagram of an oscillator using a single crystal, a 6L6, an untuned regenerative cathode circuit, and a plate coil tuned to the desired frequency. It will deliver an output on 80 meters with an 80-meter plate coil and an 80-meter crystal; likewise for 40 meters, all that is needed is a 40-meter plate coil in place of the 80-meter plate coil. In other words the same crystal operates on both bands. The only change needed is tuning the plate condenser to make the circuit resonate at the desired output frequency.

## Two-Volt Battery Receiver

**?** I wish to build a short-wave receiver for 2-volt battery operation. Please show a diagram for such a receiver using a 1A4 as a T.R.F. stage, a 19 as a regenerative detector and first audio, with a type 1F4 as an output tube.

**A.** The circuit you request is shown here with the values of the various parts marked on the diagram.



Dual purpose tubes give this set R.F., Detector and 2 A.F. stages with only 3 tubes.—1166

## Facsimile Broadcasting

**?** I am informed that there are a number of broadcast stations now broadcasting facsimile transmissions on an experimental basis. If so, can you supply a list of such stations and the time that they are "on the air," together with any other data that you might have? Also how long will the experimental period last before it gets under way for "home" reception?—Peter Lorry, Red Bank, N. J.

**A.** Regular broadcasting frequencies are being employed between midnight and 6 a.m. in experimental transmissions to determine public reaction and to obtain basic engineering data for home facsimile services. Stations already licensed on this basis are: WLW, 500,000 watts, Cincinnati, Ohio; WOR, 50,000 watts, Newark, New Jersey; WGN, 50,000 watts, Chicago, Illinois; WSM, 50,000 watts, Nashville, Tennessee; WHO, 50,000 watts, Des Moines, Iowa; WSAI, 5,000 watts, Cincinnati, Ohio; WWJ, 5,000 watts, Detroit, Michigan; WHK, 2,500 watts, Cleveland, Ohio; WGH, 250 watts, Newport News, Virginia; KSTP, 25,000 watts, St. Paul, Minnesota; WCLE, 500 watts, Cleveland, Ohio; W8XAL and W8XNU, 10,000 watts, both in Cincinnati, Ohio.

Other stations have also applied to the FCC for facsimile permits.

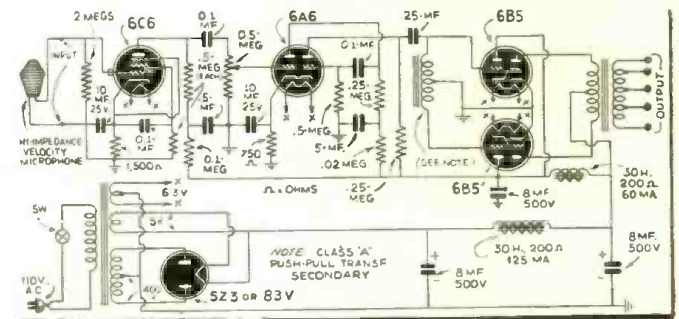
Facsimile receivers will not be available to the public until much experimentation has been done, dependable apparatus developed to sell at a moderate price, and a means found for financing regular broadcasts.

As the stations are now operating on an experimental basis, it is impossible to give you their exact schedules. Further information may be obtained by writing to the individual stations.

## Public Address System

**?** I have been given the job of constructing a public address system for our community church building and therefore request a schematic diagram of a four-tube amplifier with power supply, using the 63 tubes. I also would welcome a list of parts.—Silas Morgan, Philadelphia, Penna.

**A.** Here is a diagram of a public address system that should be adequate for the work that you intend to use it for. The amplifier consists of a 6C6, a 6A6, two 6B5's in push-pull, and a 5Z3 or 83V as a rectifier. A high gain velocity microphone is employed, providing excellent reproduction. The parts specifications are given in the diagram.



Low cost Public Address System gives ample undistorted output for small auditoriums.—1167

## Adding an "R" Meter to a Receiver

**?** If possible please publish a diagram showing how I may add an "R" meter to my present all-wave receiver. Also explain how this may be done.—Lester Barker, Brooklyn, N. Y.

**A.** Such a circuit with a complete explanation showing how this may be accomplished appeared in our issue of August, 1938. We refer you to Diagram Number 1141. This issue may be obtained from our circulation department for 25 cents.

Address, Circulation Department, RADIO & TELEVISION, 99 Hudson Street, New York, N. Y.

## 5-Meter Receiver

**?** I intend to construct a 5-meter Acorn tube receiver of the super-regenerative type for headphone operation. Therefore, I would like to see in the Question Box a diagram of such a receiver; preferably one using a stage of tuned radio frequency.—Allen Porter, Newark, N. J.

**A.** Data for building such a receiver appeared in our August, 1938, issue. It may be had from our Circulation Department.

For the address, see the preceding reply.

A fee of 25c (stamps, coin or money order) is charged for letters that are answered by mail. This fee includes only hand-drawn schematics. We cannot furnish full-size working drawings or picture layouts. Letters not accompanied by 25c will be answered on this page. Questions involving considerable research will be quoted upon request. Names and addresses should be clearly printed on each letter.

# Revolutionary Engineering by BERNARD


## The 24-Range SUPERMETER \$19<sup>90</sup>

HERE is an analyzer extraordinary! The new SUPERMETER, in handsomest imaginable solid instrument wood cabinet, is tops for accuracy and rock bottom for price. The cabinet has removable hinged cover and carrying handle. Supermeter is what the serviceman, experimenter, student and engineer need most at a price they can best afford!

WHEN an instrument affords 24 ranges, each one with that high accuracy for which the BERNARD name is world-famous, and sells for about what others charge for a little pocket meter, there is no choice left except to buy the BERNARD instrument. Others charge about three times as much for analyzers with far fewer ranges, so you naturally insist on enjoying the fullest advantages at minimum cost.

SUPERMETER has a 4" square Bakelite meter, 2% accurate, with long knife-edge pointer and d'Arsonval movement. The scale is extremely extended, having large numerals, easy to read. The meter is rugged and reliable. Everything else equal, it is always important to compare number of ranges. Take d-c volts, EIGHT RANGES to 2500 volts, including the tiny voltage range 0-100 millivolts (0.1 volt full-scale). In therapy, photo-cell and other electronic applications this low range is important. Take resistance, FIVE RANGES. By introducing 300 volts from a B supply you can measure up to 25,000,000 ohms. At the other extreme (1.5-volt cell) you can measure a fraction of an ohm, with nearly 1/2 inch space between 0 and 1 ohm!

These are some of the things we mean when we say Bernard engineering is revolutionary.



1,000 OHMS PER VOLT

The appearance of SUPERMETER is outstanding. The cabinet alone evokes a thrill of possessing something fine. Simplicity marks the panel and also the operation of the instrument. Only one selector switch, only one ohms control, only one pair of jacks. That's all. Others may crowd their panels with confusing jacks and controls, but we don't have to. Expert engineering is the reason.


A new feature in Bernard AC-DC instruments, embodied in SUPERMETER, is automatic a-c service.

Turn the selector to a-c and the copper-oxide rectifier is automatically cut in. No AC-DC switch to cause mistakes and confusion.

SUPERMETER uses a costly 22-position switch, the only switch in the instrument. SUPERMETER gives you everything you want and more than you'd expect at a price far less than you'd believe possible.

**SPECIFICATIONS**  
0-100 millivolts; 0-2.5-10-50-250-500-1000-2500 volts d.c., all at 1000 ohms per volt;  
0-2500 ohms (30 ohm center);  
0-25,000-250,000-2,500,000-25,000,000 ohms.  
0-1.5-15-150-1500 volts a.c.  
0-1.5-15-150-1500 volts output meter.  
-10 to +58 DB in three ranges.

SUPERMETER, Model 389, in portable cabinet; removable hinged cover; includes all batteries to 250,000 ohms; less test leads.



1,000 OHMS PER VOLT

## TROUBLE TESTER \$5<sup>90</sup>

UNUSUALLY low-priced, the BERNARD TROUBLE TESTER has 14 accurate ranges. It uses a 2% accurate 3" square Bakelite meter, d'Arsonval movement, knife-edged pointer. The insulated voltage multipliers are completely sealed against moisture, while wire-wound resistors are used on three ranges. The resistors stay put.

This is the simplest d-c tester to operate because it has a common negative jack, one post for all volts and currents, and a third post for all resistance measurements. There are no dangling wires to connect as awkward substitute for switching. No need to touch test leads together for full-scale ohms adjustment. Protection against burn-out is 25 times greater than in most other instruments.

The scale is large and easy to read. Particularly accurate are the two ohms ranges, due to our special laboratory technique. Equal accuracy is not obtained in instruments of other makes until you reach the \$50 price level.

### SPECIFICATIONS

0-100 millivolts; 2.5-5-10-25-50-100-250-500-1000-2500 volts d.c., all at 1000 ohms per volt.

0-1000 microamperes d.c. (1 milliamperes).

0-400-250,000 ohms, with self-contained 3-v. flashlight battery (renewal cost, 10c).

BERNARD Model 390 Trouble Tester; shipping weight, 3 lbs. Net price, \$5.90.



## PUSH-BUTTON TUBE TESTER \$20<sup>90</sup>

AN up-to-the-minute push-button tube tester and tube seller for direct readings on all tubes, both metal and glass, AC or battery types. Tests for quality, individual element leakage (both hot and cold), shorts, opens, noise and gas, all in accordance with highest engineering standards for emission testers.

A line-voltage control is included. Fast accurate, simple, the BERNARD TUBE TESTER uses no adapters.

Large 4" square illuminated meter, with provision for external use of the meter alone (0-1 ma).

Tests include all the new tubes, among them the new television tubes, e.g., 1851, the 1.4-volt 50 ma and other battery tubes; gas tubes, such as 2A10, 0A3G, 884, etc.; ballast, magic eyes, 8 or local tubes, etc.

Bernard Tube Tester, Model 387, shipping weight 9 lbs. Net price, with handle, \$20.90.

## ALL-WAVE SIGNAL GENERATOR \$19<sup>90</sup>


OPERATING entirely on fundamentals, GENEROMETER is a signal generator covering 120 kc to 70 mc in six bands, by front-panel switch selection. Thus it supplies all the useful intermediate and radio frequencies for the complete alignment of all types of radio receivers. Future requirements are provided for by the inclusion of television bands.

The leakage has been controlled, so that the attenuator works efficiently on all bands. By means of a switch, modulated or unmodulated carrier output may be selected. Modulation is fully effective on all bands. The modulating voltage is kept to a safe form. Overmodulation and modulation distortion are avoided. GENEROMETER combines low price with the perfection of service found only in the highest-priced signal generators.

Housed in a black wrinkle-finished shield cabinet that gives really effective shielding, GENEROMETER produces an ample and stable output at frequencies read directly on a great 11" diameter vernier dial, the largest dial of all! This enormous spreadout makes frequency reading very easy, while the precision calibration affords 1% accuracy on i-f and broadcast bands. 2% on short waves.

The r-f attenuator, 200 ohms, operates from maximum to minimum without detuning the generator. Also the modulation is strictly of the amplitude type and introduces no frequency modulation and no generator detuning.

Great pains have been taken to insure an extraordinary degree of i-f, r-f and ripple filtration, to prevent spurious modulation and trouble from hum, even on short waves. Unmodulated output is impossible in generators that hum on short waves as badly as many do.



The controls are: extreme left, band selector; next, r-f attenuator; tip jacks at center; then tuning control; extreme right, audio attenuator and modulation switch combined. Wobbler posts are included.

The six bands, selected by a switch having 60° between stops, are:

- A. 120 kc to 380 kc
- B. 380 kc to 1,100 kc
- C. 1.1 mc to 4 mc
- D. 4 mc to 12 mc
- E. 12 mc to 50 mc
- F. 25 mc to 70 mc

GENEROMETER is 12 1/2" wide by 8 1/2" high by 6" front to back. For 50-60-cycle, 90-130-volt a-c operation. Shipping weight, 12 lbs.

GENEROMETER, Model 382, complete with tubes. Shipping weight, 12 lbs., net price—\$19.90.

Exclusive Export Representative:  
**PAN-MAR CORP.**  
1470 Broadway,  
New York, N. Y., U. S. A.  
For Cables: PANTILMAR

# Lowest Priced But Priceless BERNARD

H. J. BERNARD 319-V THIRD AVENUE BROOKLYN, N. Y.

All Bernard instruments carry a 90-day guarantee of freedom from mechanical or electrical defects, of the instruments as a whole and every part in them. You are wise in buying only guaranteed instruments.





Photo above shows complete portable transmitter with 110 volt A.C. power-supply. A vibrapack is built in for 6 volt operation.



## 2-Tube

# Portable Transmitter

Every Ham will find use for this portable emergency transmitter which operates on 40, 80 and 160 meters. Its plate supply is derived from a vibrapack when operating on 6 volts. It can also be operated from a 110 volt A.C. circuit.

Herman Yellin, W2AJL

● THE desirability of self-powered amateur equipment was brought strikingly home recently when a tropical hurricane roared through the New England states. The amateur desirous of preparing himself for emergency service should place no reliance on the regular power lines, since these are generally among the first to become inoperative. Rather, some form of locally generated power should be made available. A vibrator power-supply operating from a 6 volt storage battery will provide an adequate source of power for all emergency purposes.

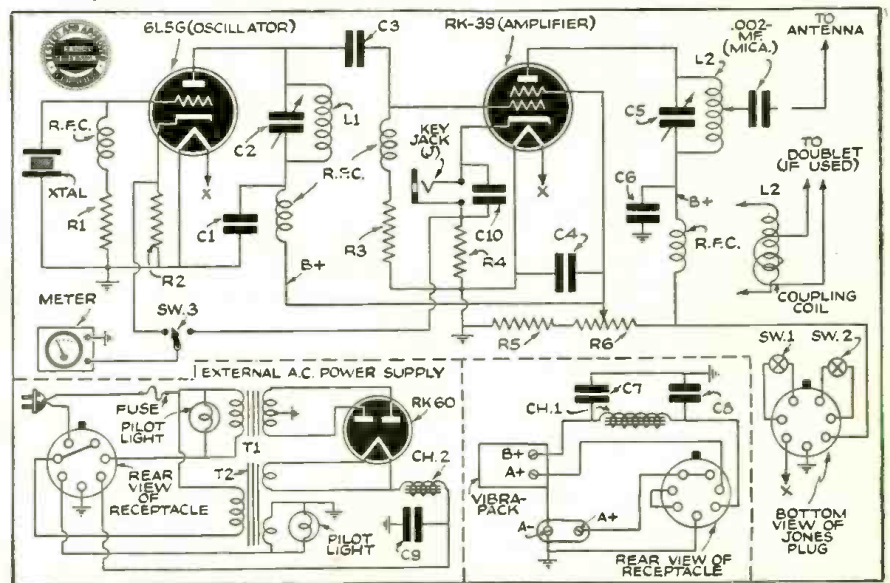
The portable transmitter about to be described uses such a power-supply and in addition is readily converted for operation from the regular A.C. power lines when used under normal conditions. Thus we have an outfit serving a dual purpose, being both a regular station transmitter and a self-powered portable-emergency transmitter. It is ideal for week-end touring trips, besides being a "must" item for the Ham touring the country with his trailer.

The transmitter consists of a 6L5G tube used as a crystal-controlled oscillator in a circuit characterized by its extreme simplicity, feeding into an RK-39 amplifier, which in turn feeds into the antenna. The transmitter is completely mounted on a small 6½ x 6¼ x 1½ inch chassis. This chassis is mounted in a portable 12 x 7¾ x 6½ inch cabinet. The chassis is mounted in

the upper section of the cabinet. In the bottom of the cabinet are mounted the vibrapack and its filter, consisting of a choke and a double 8 mf. condenser. On the panel are mounted a milliammeter, the main power switch and the standby switch, besides a meter selector switch and a keying

jack. A pair of hinges was fastened to the back plate of the cabinet in order to provide ready accessibility to the variable gap crystal and the coils. A small notch cut into this back plate at the lower edge will allow the cable to enter the cabinet while the back is closed.

Diagram of the portable emergency transmitter; with auxiliary A.C. power-supply.



### 300 Volts from Vibrapack

The vibrapack used with the "rig" delivers 300 volts, when operated from a storage battery delivering 6.3 volts. During the normal charge and discharge cycles of a storage battery, the voltage will vary generally from 5.5 to 7 volts. The output voltage from

(Continued on page 552)

### Coil Winding Data

Band Meters	Oscillator	Amplifier
40	16 turns No. 18 enameled, spaced to 1 1/2" long	same as oscillator
80	32 turns No. 18 enameled close wound	32 turns No. 18 enameled spaced to length of 2"
160	60 turns No. 24 enameled close wound	60 turns No. 24 enameled spaced to length of 2"

All coils wound on Hammarlund forms, 1 1/2" diameter, type SWF-5.

### EMERGENCY TRANSMITTER

#### Parts List

#### HAMMARLUND (Condensers)

- 1—100 mmf. tuning condenser MC-100-M (C-2)
- 1—100 mmf. tuning condenser double-spaced type MC-100 SX (C-3)
- 4—2.5 mh. R.F. chokes type CH-X (RFC)
- 1—octal isolantite socket type S-8
- 4—5-prong isolantite sockets type S-5
- 6—5-prong coil forms type SWF-5

#### I.R.C. (Resistors)

- 1—50,000 ohms 1/2 watt type BT-1 (R-1)
- 1—20,000 ohms 1 watt type BT-1 (R-3)
- 1—10,000 ohms 25 watt type DG (R-5)
- 1—25,000 ohms 25 watt with slider type DHA (R-6)

#### CORNELL-DUBILIER (Condensers)

- 2—.004 mf. type 4-12D4 (C-6, C-1)
- 1—.006 mf. mica type 4-1216 (C-4)
- 2—dual 8 mf. electrolytic, 450 volts type JR-458 (C-7, C-8)
- 1—.006 mf. mica postage stamp type (C-10)
- 1—.0001 mf. mica type 4-12T1 (C-3)

#### TRIPLETT (Meters)

- 1—2" 0.1 milliamper meter
- 1—25 ma. shunt (R-2)
- 1—150 ma. shunt (R-4)

#### BLILEY (Crystal)

- 1—type VF-180 meter variable gap crystal

#### PAR-METAL (Cabinet and Chassis)

- 1—12x7 3/4x6 1/2 inch portable cabinet, type PC1276
- 1—6 1/2x6 1/4x1 1/2 inch chassis for above, type 15760

#### THORDARSON

- 1—10 henry, 75 ma. choke coil type T-43C92 (CH-1)

#### P. R. MALLORY & CO.

- 1—Mallory vibrapack, 300 volts at 100 ma., type VP-552
- 1—single-circuit jack, type 701
- 1—7-conductor cable connector plug with 5 ft. cable and mounting plate, type No. 600
- 1—phone plug No. 75

#### CROWE

- 2—2 3/4" dial, No. 294

#### RAYTHEON (Tubes)

- 1—6L5G tube
- 1—RK-39 tube

### EXTERNAL A.C. POWER-SUPPLY

#### Parts List

#### PAR-METAL

- 1—7x11x2 inch chassis, type C4512

#### CORNELL-DUBILIER

- 1—4 mf. 1000 volt condenser, type TJU-10040

#### HAMMARLUND

- 1—4-prong wafer socket, type BS-4

#### THORDARSON

- 1—800-800 volt plate transformer, type T-19P56
- 1—multiple filament transformer, type T-79F84
- 1—12 henry, 150 ma. choke, type T-17C00-B (CH-2)

#### MALLORY

- 1—7-prong pin plug with mounting ring, type 631

#### RAYTHEON

- 1—RK-60 rectifier tube

# Here's YOUR Practical TRAINING for RADIO All in ONE Handy Volume!


HERE AT LAST is a quick, easy, inexpensive way to get the practical radio training you need to qualify for a radio job. Condensed into this one great book, Ghirardi's "Radio Physics Course", you will find the equivalent of THIRTY-SIX easy-to-understand reading courses covering all the essentials of radio, electricity and sound. Here is practical self-instruction that will fit you for many different kinds of good-paying jobs.

### THE OPPORTUNITY OF A LIFETIME!

No longer need you be deprived of the advantage of radio training because of its cost, or the time it usually requires. Think of getting in ONE CONCISE AND COMPACT VOLUME a complete course in ELECTRICITY, a complete course in RADIO, a complete course in SOUND, and in addition thorough instruction in Television, Talking Photocell Cells and Cathode-Ray Tubes, Testing and Servicing Automobile, Aircraft and Marine Radio, Short-Wave Reception, and many other special subjects that all go to make up a complete education in the field of radio. And all for the phenomenally low price of \$4.00! This is only a fraction of what you would expect to pay for a course in just one of these essential subjects.

**Short-Cut Courses of Self-Instruction Prepared by that World-Famous Authority, ALFRED A. GHIRARDI**

Every one of the 36 book sections of "Radio Physics Course" is an expertly prepared home study course. Each is brief and simplified for time saving and easy to understand—yet each is so thorough and practical that every minute spent with the book rapidly pushes ahead your preparation for a good-paying radio job. Self testing review questions and problems for each section make it simple not only to understand everything but also to check your own progress. No previous training or knowledge of mathematics are required. This book is already the most popular book on the market. Because it makes learning radio so very simple, it is praised by student and radio instructors everywhere, and actually used in the courses of more radio schools than any other radio book in the world.



**\$4.00**  
Only **4.00** No Further Payments

**Fit Yourself for a Radio Job Quickly, Easily, at Small Cost**

### 972 Pages—36 Volumes in One

Radio, Electricity and Sound Complete Plus Many Other Valuable Special Features  
508 Schematic Diagrams, Charts and Photos  
856 Review Questions

- |  |  |
|--|--|
| 1. Radio Broadcasting System.                          | 19. Construction Features of Vacuum Tubes.                 |
| 2. Sound, Speech and Music as Related to Broadcasting. | 20. Vacuum Tube Detector and Amplifier Action.             |
| 3. Electron Theory, Electric Current.                  | 21. Radio Frequency Amplification.                         |
| 4. Electrical Units, Ohm's Law, Resistance.            | 22. Superheterodyne Receivers.                             |
| 5. Electrical Circuits, Batteries.                     | 23. Design of R.F. Amplifiers and Tuning Coils.            |
| 6. Magnetism.  | 24. Audio Amplification.                                   |
| 7. Electromagnetism.                                   | 25. Loud Speakers.   |
| 8. Electromagnetic Induction.                          | 26. The Battery Operated Receiver.                         |
| 9. Inductance and Inductors.                           | 27. The Power Supply Unit.                                 |
| 10. Capacitance and Condensers.                        | 28. Electric Receivers, Automobile and Aircraft Receivers. |
| 11. Alternating Current Circuits.                      | 29. Phonograph Pick-ups and Sound Amplifier Systems.       |
| 12. Electric Filters.                                  | 30. Short Wave Reception.                                  |
| 13. Electrical Measuring Instruments.                  | 31. Vacuum Tube Applications and Photoelectric Cells.      |
| 14. Electromagnetic Radiations.                        | 32. Television.  |
| 15. Radio Transmission, the Broadcasting System.       | 33. The Antenna and Ground.                                |
| 16. The Receiving Station, Detection with Crystals.    | 34. Testing and Servicing.                                 |
| 17. Elementary Study of the Vacuum Tube.               | 35. Sound Motion Pictures.                                 |
| 18. Vacuum Tube Characteristics.                       | 36. Vacuum Tube Characteristics.                           |

Do it the easy "Ghirardi way" at home with "Radio Physics Course." A few minutes of your spare time daily will give you all the knowledge and training you need to have. Even if you know some of these subjects, you need the book to fill in the gaps of your radio education and bring you up to date.

### 10-DAY TRIAL

Fill out the coupon below and mail it at once. "Radio Physics Course" will be sent you by return mail. See for yourself its wonderful completeness and simplicity. Keep and read the book for ten days. Then, if you are not satisfied in every way, return the book undamaged and every penny of your money will be instantly refunded. With this Money-Back Guarantee, you can't lose! So don't delay one moment. This is your big opportunity to get complete training in radio at the amazing price of \$4. Fill out the coupon NOW!

### MAIL THIS COUPON TODAY!

RADIO & TECHNICAL PUBLISHING CO.,  
45 Astor Place, Dept. R&T-19 New York, N. Y.

Enclosed find \$4 for my copy of Ghirardi's "RADIO PHYSICS COURSE", with your 10-day money-back guarantee.

NAME .....

ADDRESS .....

CITY ..... STATE .....

Enclosed literature about "RADIO PHYSICS COURSE"

**SOLAR**

# MINICAP

Newest development in Electrolytic Capacitors

Catalog upon request

**SOLAR MFG. CORP.** 599-601 Broadway, New York


### GOOD RESULTS DEMAND Good Instruments!



MODEL 327-A  
New 3-inch instrument designed for flush mounting in a molded case.  
The Triplet Electrical Instrument Co.  
281 Harmon Ave., Bluffton, Ohio

TRIPLETT manufactures a complete line of measuring instruments for radio, electrical and general industrial purposes both standard and custom built. For better short wave work, write for Catalogue.





One feature is the uniform direct-reading frequency scale. Large knob at left—main frequency tuning control; right is the band-spread tuning control. Both controls of the high-ratio free-spinning inertia drive type.

● **REALIZING**, as the result of years of experience in the design and manufacture of the communication receivers most used in amateur and commercial applications, that low-priced mass production parts designed for broadcast reception would not give acceptable results on short waves in even the popular price field, we started our work in designing the new National NC-44 receiver by designing a series of rugged component parts suited for the chosen circuit.

Most important of these special units is the main tuning condenser.

*The Main Tuning Condenser:* The lower photo shows that this condenser, which is really the heart of the receiver, is extremely rugged; has isolantite insulation, and above all, is quite different in mechanical design from the normal type of variable condenser ordinarily used in broadcast band receivers. It is the rugged design that contributes so much to the stable performance of a true communication receiver.

# The New NC-44 Receiver


## of the Communications Type

James Millen

An important feature of the main tuning condenser is the straight line frequency tuning characteristic. In addition to making the tuning scale easy to read and record, straight line frequency tuning means *uniform tuning ease at any frequency*.

A dual tuning system provides both general coverage and band-spread operation. It is operated through a vernier reduction drive having a ratio of about 30 to 1. The electrical band-spread system comprises a separate two-gang tuning condenser, with a separate dial mechanism and dial scale. Practically all tuning in the short-wave ranges will be done with this band-spread condenser and the

Top view shows the special variable condenser and dial-drive mechanism. Square aluminum shield can at the rear center of the chassis contains the beat frequency oscillator circuits.



(Continued on opposite page)



Top and bottom views of Transmitter.

# A Low-Power Emergency 'Phone Transmitter

D. L. Warner, W9IBC

operation in the crowded 75 meter 'phone band. Using a temporary antenna of the single-wire end-fed type about 100 feet long, it turned in a flock of very enjoyable contacts.

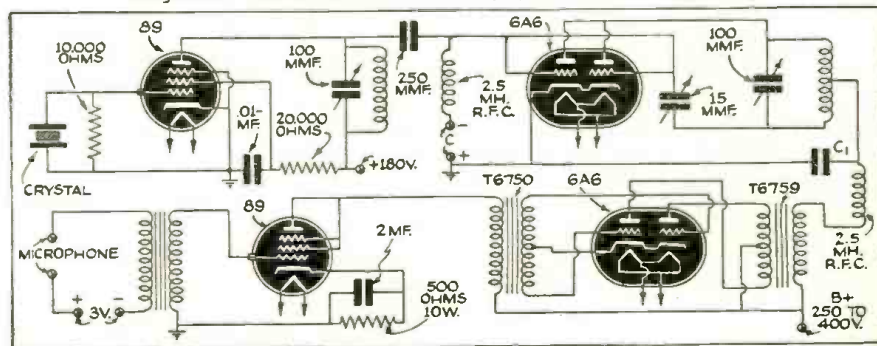
If the coil and crystal combination is changed so that operation on 10 or 20 meters is made possible, this little transmitter will provide some fairly decent DX contacts. Because of its small size the unit adapts itself very readily for use in any type of emergency communication set-up,

especially since it was designed to operate either from a separate A.C. power-supply when at home, or from a six volt storage battery and either "B" batteries or vibrator power-supply for portable use.

The circuit is straight-forward, employing no freak or trick arrangements to accomplish the purpose. A type 89 tube as crystal oscillator supplies more than sufficient driving power for the R.F. amplifier which consists of a single 6A6 tube with the

(Continued on page 575)

Diagram of Transmitter. C-1 is .01 mf., 1,000 volt mica condenser.



● A **PORTABLE** transmitter can be built for less than ten dollars, obtaining most of the needed parts from the spare parts found in every "Ham Shack."

The highly efficient unit described here is simple and compact and can be built in a few hours time, requiring only a minimum of parts, yet will deliver about twenty watts of modulated carrier to the antenna. It was originally fitted with coils and crystal for



## The New NC-44 Receiver

(Continued from opposite page)

various amateur bands are spread as follows:

3.5 to 4.0 megacycles	65 Divisions
7.0 to 7.3 "	50 "
14.0 to 14.4 "	56 "
28.0 to 30.1 "	40 "

**The Circuit:** The new set differs from its predecessors in the National line, in that many features that are included in the higher-priced models have been purposely eliminated.

It does not have a crystal filter; nor air dielectric condenser-tuned aircore I.F.'s. Instead, it has only permeability-tuned iron-core I.F.'s. The receiver does not have permanent factory laboratory calibrated band-spread; instead, the main tuning condenser must be set to indicated points on the main tuning scale, and the band-spread action secured with the separate band-spread condenser and dial scale. This system inadvertently offers an advantage in that electrical band-spread is available at all frequencies, including all of the different short-wave broadcast bands, the police bands, the aviation bands, etc. Instead of automatic plug-in coils aluminum sliding catacomb; it has a much less expensive multi-wave coil and gang switch arrangement for band-changing.

The new receiver does have the special power-supply circuit.

The circuit is simple but effective; it consists of a 6K8 combination first detector and oscillator, two I.F. stages with permeability-tuned iron-core transformers and 6L7 tubes, a 6K7 combination second detector and AVC tube, and a single audio stage employing a 25L6G. The c.w. oscillator is a 6J7 and the rectifier is a 25Z5. The receiver is designed for operation from 105-130 volt a.c. or d.c. lines and draws approximately 40 watts.

Separate audio and I.F. gain controls are provided and each is fitted with a switch. When the audio gain control is turned to the "off" position, the B supply circuit is opened to place the receiver in stand-by position. Turning the R.F. gain control to the minimum position turns the receiver completely off. In addition to these controls, separate switches are provided for the c.w. oscillator and the AVC circuits.

The output terminals of the receiver are connected in the plate circuit of the 25L6G power output tube. The speaker terminals are at the rear of the chassis. The speaker furnished with the receiver is of the permanent-magnet dynamic type, having a suitable coupling transformer to match the load impedance of the tube—1500 ohms. A headphone jack is mounted at the rear of the chassis and is wired in such manner that the speaker is quiet when the phones are in use. The impedance of the headphones should be approximately 20,000 ohms, this being the usual impedance of phones having a total d.c. resistance of between 2000 and 3000 ohms. The receiver should not be operated unless the speaker terminals are connected. The output tube cannot be removed from its sockets (except in battery operated models) since the heaters are connected in series. As previously stated, the receiver may be connected to either the a.c. or d.c. lines.

It should be noted that the frequency calibration of the main scale will only be correct when the band-spread pointer is at ninety. After a station has been found, however, the band-spread control will provide a vernier action which makes tuning of high frequency signals very easy, particularly where the receiver is to be used in amateur communication work.

(Continued on following page)

# Announcing...



... THE NEW "HQ-120"

### OUTSTANDING FEATURES

- Continuous range from 31 to .54 mc.—12 tubes.
- Antenna compensating control for maximum signal-to-noise ratio and image rejection.
- 310 degrees band-spread on all amateur bands.
- Noise limiter follows A.V.C. for quiet reception.
- Variable band width crystal filter for phone reception.
- Calibrated "S" meter on all models.

THE Hammarlund "HQ-120," short wave receiver, is designed for both amateur and short wave listener. The "HQ-120" is a thoroughly new receiver. Hammarlund's engineers have developed a new and outstanding crystal filter circuit. This crystal filter, which is included in the "HQ-120," can be used for voice or music, as well as for code reception. The short wave listener can now enjoy the same benefits of a crystal filter that hams have enjoyed for many years. The adjustable selectivity range of the crystal filter in the "HQ-120" is so flexible that it can be used even in the regular broadcast band. Special tuning condenser design results in 310 degrees spread in each amateur band. This wide band spread feature works continuously throughout the high frequency range of the receiver.

In order to permit a wide selection of antennas, the "HQ-120" has an antenna compensating control providing maximum gain and highest signal-to-noise ratio for various types of antennas. Other outstanding features are: Noise limiter, for those troubled with automobile ignition interference and similar disturbances; 3 stages of I.F.; one very effective R.F. stage with high selectivity and gain, due to special antenna compensator; signal strength meter; A.V.C.; voltage regulated power supply; beat oscillator; phone jack; relay connection, and many others. *Ask your jobber for a demonstration!*

Send for free 16-page booklet, T-1



**HAMMARLUND MFG. CO., INC.**

424-438 WEST 33rd ST., NEW YORK

CANADIAN OFFICE: 41 WEST AVE., NO., HAMILTON, ONT.



Be sure to see Page 556  
for new Subscription Offer.

### BRUSH HIGH LEVELER SERIES MICROPHONES

Range in price from  
\$22.50 to \$32.50

New Brush Headphones

Write for your Brush catalog today  
**THE BRUSH DEVELOPMENT COMPANY**  
3326 PERKINS AVENUE  
CLEVELAND, OHIO

### BUD NEUTRALIZING CONDENSERS

Specially designed to neutralize transmitting tubes. A style for any tube from a 6L6 to a 250 TH. Small, compact, sturdy, easy to adjust. Reasonably priced. These condensers will make your rig perform better. See them at your jobbers.

Send 10c for Big Bud  
Log Book No. RT19

**BUD**  
**BUD RADIO, INC.**  
CLEVELAND, OHIO



# H. G. CISIN'S FAMOUS KITS

1939

## SPACE EXPLORER

All-Wave All Electric (A. C.-D. C.)  
4-Tube Receiver



SEVEN BANDS—10 to 2000 meters. Professional Band Spread Communication Set.

Powerful, Sensitive and Selective. Full loudspeaker volume. Reception from as many as 39 foreign stations in a single evening reported and verified by many owners.

Uses one 6C6, one 76, one 12-A-7

(Twin-Tube) and one Metal K105-A-1 regenerative detector, powerful two-stage pentode audio amplifier, half-wave rectifier and automatic ballast stage. Self-contained power supply operates on 105-120 volts, any frequency a.c. or d.c. interchangeably. Built-in chromatic speaker phone jack, antenna control, full-riston airplane type dial, band spread variable, dual regeneration control, sturdy metal chassis. Clear explanatory diagram simplifies wiring.

Complete Kit of All Chassis Parts, Power Supply and Diagram (unwired, less tubes, coils and speaker) ..... **\$4.95**

Wired and Tested \$1.50 extra. Four Matched Tubes, \$2.45. Four 8-V. Coils 10 to 200 Meters \$1.2 Brass Coils, 200-550 m. \$1. Long Wave Coil \$50 to 2000 Meters \$1. True-Fidelity Chromatic Speaker \$1.45.

H. G. CISIN'S All-Wave Air Scout Jr. Radios

## THREE-TUBE ALL ELECTRIC MODEL 3A-E

**\$3.20** WITH PHONE  
Less Tubes Unwired

A powerful sensitive all-wave set. Holds wonderful records for foreign reception. Also brings in police calls, amateur, eccle. Transatlantic phone and broadcast entertainment. Excellent volume. Works from any A.C. or D.C. house current. Easiest set to build. Employs newest metal ballast tube as one of the tubes. Speaker mounts on attractive panel. Range 3 1/2 to 810 meters or to 1500 meters with special long wave coil. Complete Kit includes: Earphone, broadcast coil, 70 to 200 meter coil, Panel, Chassis, High Grade Variable Condenser, Potentiometer, Antenna Trimmer, Dial, Sockets, Knobs.



Wire, Resistors, Condensers, and all other required parts including instructions and dial. **\$3.20** With Phone, Less gram. ONLY 1 tube, unwired

ONE-TUBE BATTERY SET—Model 1B. Satisfied owners report MARVELOUS FOREIGN RECEPTION. Also other S.W. and broadcast reception same as model 3A-E. Earphone reception. Complete kit includes parts listed above plus 30 tube and filament rheostat. Uses inexpensive batteries. **\$2.45** Phone (unwired)

TWO-TUBE BATTERY SETS—Model 2B. Complete kit including all parts in the 1-tube model plus parts for extra audio stage in **\$2.95** With Two Tubes including power tube

THREE-TUBE DE LUXE BATTERY SET—Model 3B. Complete kit including all parts in the 1-tube model plus parts for two extra audio stages including two 31-type tubes and 35 power output tube **\$3.45** & Phone (unwired)

Following Auxiliary Parts are available: 9 1/2 to 20 meter coil 25c; 15 to 45 meter coil (foreign) 25c; 40 to 80 meter coil (foreign) 25c; 22 1/2 volt "B" battery 75c; Two flashlight "A" batteries 10c each; 5" Find-all Loud Speaker \$1; Complete Antenna Kit 50c; Wood Screw Kit 10c; Tubes for Model 3A-E each 35c; Long Wave Unit and coil for any model \$1; Double Earphones \$1.30; Handspread Attachment 75c. Any Air Scout Jr. model wired extra \$1.00.

NOTE: If you already have earphones, two extra foreign coils may be substituted in any model.

## AIR WAVE AIR SCOUT

1 TUBE 3-IN-1 KIT

THRILLING SHORT WAVE RECEPTION KEEN BROADCAST RECEPTION INTERESTING LONG WAVE RECEPTION



All three types of reception with this remarkable, low-priced set, merely by interchanging plug-in coils. Coils included in kit brings in broadens. Police Alarms and other interesting short wave programs. Five other coils available to cover 5 different wave bands. FOREIGN RECEPTION under suitable conditions. Three foreign coils 25c ea. extra. Upper broadcast band coil 50c. Long Wave unit and coil 75c. Designed for carbonates, but operates loud speaker on strong stations. Works with any battery-type tube. Uses inexpensive batteries. Dry cell tube (50c) requires 1 or 2 flashlight cells and small "B" battery. 5-volt tube (25c) substitutes storage battery for flashlight cells. Kit comes complete with black mounting panel, coil, all necessary parts, detailed instructions and amazing new full sized picture guide which fastens under panel showing exactly where to mount parts and fasten wire.

H. G. CISIN, CHIEF ENGINEER  
Allied Engineering Institute, Dept. S-51  
98 Park Place, New York, N. Y.

## The New NC-44 Receiver

(Continued from preceding page)

For all-around short-wave reception, the simple single-wire antenna will be found satisfactory except in extremely noisy locations. For amateurs who wish to obtain best performance on any particular band, the antenna should be made to have an overall length, including lead-in, approximately equal to an odd quarter-wave length. For instance, at 10 meters the antenna may be 24, 40 or 56 feet, etc. These figures represent 3, 5 and 7 quarter-wave lengths, respectively. An antenna designed in this manner will provide good signal pick-up with efficient transfer to the receiver and will, at the same time, minimize hand-capacity and other similar undesirable effects.

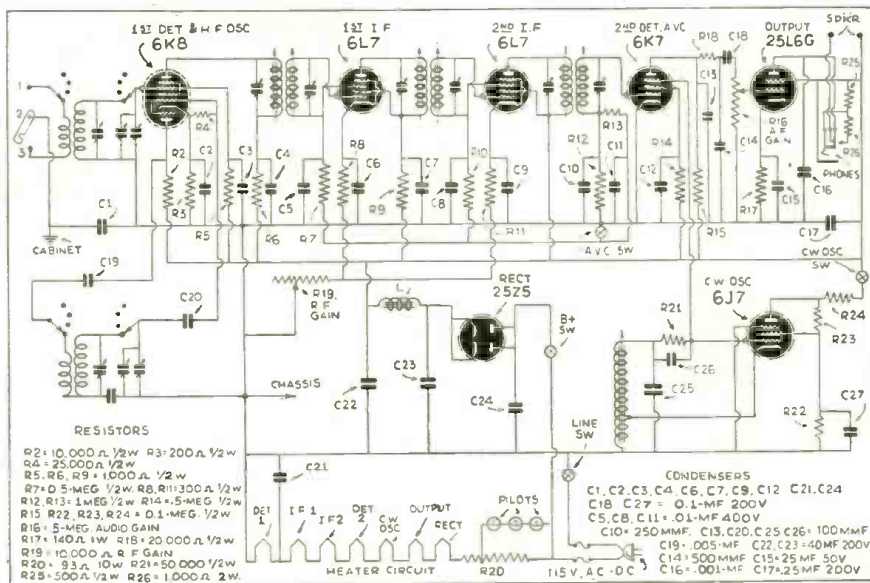
From the above it will be seen that the same antenna cannot be expected to function with full efficiency on more than one band, unless some provision is made for tuning. Such tuning can often be satisfactorily

accomplished by means of a series variable condenser having a maximum capacity of 100 or 200 mmf.

Doublet antenna, directive arrays, etc., having two-wire feeder systems, can be connected directly to the two outside antenna terminals, the center terminal and strap not being used.

The intermediate frequency of the NC-44 receiver is 456 kilocycles. The three i.f. transformers are of the permeability tuned iron-core type and are adjustable from the outside of the cabinet. The transformers are of such construction that the factory adjustment is permanent and they should not be retuned unless there are definite indications that such tuning is required.

Protective Devices: A double fuse block is mounted underneath the chassis and contains two standard fuses designated as the type 3AG, having a rating of 2 amperes.



The diagram clearly shows the straight-forward circuit employed in the NC 44. Of particular interest is the "transformerless" power-supply. This is not to be confused with the so-called AC-DC power circuits used in midget broadcast receivers.

## 2-Tube Portable Transmitter

(Continued from page 549)

the vibrapack will also vary proportionately to the battery voltage. With normal voltage an input of 25 to 30 watts to the RK39 is easily attained. Even with a poor antenna, this power is highly satisfactory for emergency work, and with a good antenna distances of 1,500 miles on the lower frequency bands are commonplace. However, when it is desired to use the transmitter at the home station, operating from the regular power lines, it is possible to double the input power, since the RK39 has a maximum plate voltage rating of 600 volts. With the external power-supply shown in the diagram and photo, inputs of 60 watts were obtained. In order to attain this power-supply flexibility, the vibrapack is not wired up directly to the transmitter, but a 7-wire cable is wired to the transmitter and 7-prong receptacles are mounted near the vibrapack and on the a.c. power supply chassis. By means of the cable, the power switches on the front panel are enabled to control either

the vibrapack power-supply or the a.c. supply, besides conducting the power to the transmitter. Two double-pole, single-throw toggle switches furnish complete control of either power-supply. One switch controls the filament voltage and the other controls the plate voltage. Thus the filaments can be kept heated at all times, even during standby periods, while the vibrapack is connected only during transmission, thereby resulting in economical battery operation.

The transmitter, although compact, is easily constructed, being readily duplicated by even the inexperienced amateur without recourse to a blacksmith shop. Fig. 1A shows the position of all holes on the transmitter chassis while Fig. 1B shows the necessary holes on the front panel. Fig. 2 is a complete plan layout of the external a.c. power-supply used by the author.

(Further details, including "Tuning Up," in Part II, next month.)

## How to Learn the International Code

(Continued from page 533)

to proceed with his study of code.

Nothing more should be done until you have learned all of the more common symbols. There are, of course, a few other symbols which must still be learned if you are to become a proficient radio operator, but these can be picked up later.

It is desirable to attempt to associate each character in its "dot and dash" form to a phonetic recognition as soon as possible; and some progress can be made in this direction even while learning the combinations of dots and dashes that go to make up the simple letters, numbers, and punctuation marks. This can be done as follows:

Instead of calling the (.) a "dot" and the (—) a "dash", say aloud for each dot that you see the word, "dit" — and for each dash that you see say the word, "dah" (holding onto the word "dah" so that it lasts approximately three times as long as the word, "dit"). As you can readily appreciate, once you have tried this you can simulate the sounds of dots and dashes by your voice in much the same manner as it would sound when sent with a key and code oscillator.

After code has been memorized the student should take simple copy such as newspaper print, and slowly go through the copy saying to himself (aloud) the phonetic combinations of characters such as previously outlined. Such practice for an hour or so each day for about two weeks will in most cases familiarize the student thoroughly with the code.

### How to Grip the Key

All beginners should learn to use a *hand* key to send code. Later on the use of a "bug" key, or other semi-automatic sending device can be attempted, but only after the student has learned to send well with a standard *hand* key. This means a smooth, easy sending pace of at least 18 words per minute. Remember that the man at the other end of the radio circuit forms his opinion of your ability as a radio operator by the *style* of your sending. There is nothing worse than a "sloppy" sender who mashes his words and letters together; while, on the other hand, the trained operator can listen for hours with genuine satisfaction to the fast clean-cut sending of a good operator. It is a pleasure to listen to a good sending "fist". It is most disgusting and tiring to attempt to decipher poor sending.

To send code, place the key far enough back on the table to allow the whole arm from the elbow down to rest comfortably on the table. Grasp the key lightly between the thumb and second finger, with the first finger resting on the top of the key knob. Keep both feet on the floor and sit up straight in your chair. **DO NOT GRIP THE KNOB TIGHTLY**—only lightly. Lift the wrist slightly above the table top and make all of the motion appear in the wrist. Keep the remainder of the arm and the rest of the body relaxed. Under any conditions do not send with a stiff arm . . . relaxation of the arm is all-important, and the sending motions *must come from the wrist action*, with the arm relaxed.

In order to gain control of the wrist motion and to promote even sending, send long strings of dots, one group after another (from two to ten dots in each group). Make each dot the same length as the others, and make the space between the dots exactly as long as each dot. Do not skip or change the speed of sending. . . . At first, try for smooth, even, slow sending—speed will come later.

(Part 2, next month)

for January, 1939

## RCA Introduces 3 New Television Tubes

### NEW WHITE SCREEN! NEW LOW PRICES!



Two of the three new RCA Television Tubes just introduced feature White Screen and extremely low prices. The 3" tube, RCA 906-P4, is similar to the present RCA 906 Cathode Ray tube—except that it has a White Screen. It is suitable for television circuits and in addition to its low initial cost provides low circuit component costs because of its low voltage rating. Has conductive coating which relieves deflecting-plate loading and prevents drifting of the pattern with changes in bias. Full details about this and the other new television tubes will be sent to you on request.

RCA 906-P4, 3", White Screen . . \$15.00  
RCA 1802-P1, 5", Green Screen . . \$24.75  
RCA 1802-P4, 5", White Screen . . \$27.50

## Take Advantage of this RCA Oscillograph Value!

The RCA 1" Cathode Ray Oscillograph is amazingly popular with the thousands of service men who own one! Order yours now—take advantage of this outstanding value. For only \$39.95 this instrument offers you specifications and features that prove its fine quality.

### SPECIFICATIONS:

Radiotrons Used—1 RCA-913 (1-inch), 1 RCA-885, 2 RCA-6C6, 1 RCA-80.  
Sensitivity—1.75 volts (RMS) per inch.  
Amplifier Range and Gain—Flat 20-15,000 cycles, gain 50.  
Timing Axis (Horizontal Sweep)—30-10,000 cycles.  
Operation—All controls on front panel—complete with calibration screen.  
Power Consumption—30 watts.  
Dimensions—Length 13½", height 9¼", depth 7¾", weight 14½ lbs. Special snap handle—sturdy case.  
Finish—Gray wrinkle lacquer with nickel trimming. Reversed etched, nickel-silver panel—large, soft rubber feet.


RCA presents the Magic Key every Sunday, 2 to 3 P. M., E. S. T., on the NBC Blue Network.



## RCA TUBES and TEST EQUIPMENT

RCA Manufacturing Co., Inc., Camden, N. J.  
A Service of the Radio Corporation of America

## LAST MINUTE REMINDER!



### OSCAR B. KUSTERMAN

If you will send your order

## NOW

we can guarantee immediate delivery.

Kits or wired Ham sets from  
**\$2.50 to \$32.50**

Thousands of satisfied customers

Send 10c coin or stamps for large 24 page catalog containing clear circuit diagrams and technical data—an educational book.

68 Barclay Street, Dept. 1-9  
New York City

Please say you saw it in RADIO & TELEVISION

# SETTING THE PACE



## CORNELL-DUBILIER TYPE "BR"

Ultra-compact, unexcelled for all types of service and experimental work. Far ahead in advanced design—outstanding electrical characteristics—and inherent dependability. Equipped with special vent. Easy to wire-in. These tiny "Blue Beaver" electrolytics are typical of Cornell-Dubilier's complete line of capacitors for every radio application. C-D sets the pace for capacitor performance and dependability!

**COPIED - IMITATED**  
But Never Duplicated!  
Demand the original Type BR etched foil electrolytic. Product of the world's oldest and largest manufacturer of capacitors.

### FREE

A real house organ for the radio technician! Get your copy of the "C-D Condenser" regularly by mailing the coupon below.



CORNELL-DUBILIER ELECTRIC CORP.  
1027 Hamilton Blvd., So. Plainfield, N. J.

Rush copy of the last issue of the "C-D Condenser". Also place me on your mailing list.

**MAIL NOW**

Name .....

Address .....

City ..... State .....

## MIDWEST FACTORY SALE!



**SAVE 50% NEW!**

**30 DAYS TRIAL**

IT'S easy to put this big, new 14-tube world-wide Midwest in your cabinet and get exciting world-wide reception. Midwest makes a radio to suit every purse... 6-tube to 17-tube 5-band models. Prices start as low as \$10.95.

**14-Tube WORLD WIDE CHASSIS IN YOUR CABINET**

**\$19.95 COMPLETE**

WITH TUBES AND SPEAKER

**140 TRADE-IN ALLOWANCE**

on the beautiful 17-tube 5-band Model "D" shown at left. Money-back guarantee. Write for new FREE 1939 catalog. Dept. 14-JJ, MIDWEST RADIO CORPORATION, 710N. Cincinnati, O.

**EASY TERMS**

Send me your new FREE catalog, complete details of your liberal 30-day FREE Trial offer, factory-to-you wholesale prices and big TRADE-IN offer.

Name .....

Address .....

Town ..... State .....

User-Agents Make Easy Extra Money. Check here ( ) for details.

**5 METER CRYSTAL CONTROL**

**Bliley HF 2 - 10 METER CRYSTAL**

Your Bliley dealer will tell you how to build a simple, highly efficient 5 meter crystal controlled transmitter. Bliley Electric Co., Erie, Pa.

# New HAM Licenses

COMPILED FROM THE LATEST RECORDS OF THE FEDERAL COMMUNICATIONS COMMISSION

THERE are now nearly 50,000 licensed radio amateurs in this country. And hundreds of new amateurs are being licensed every month.

Heretofore no publication has listed the names and addresses of the new licensees as issued. RADIO & TELEVISION Magazine now provides this unique service, and will publish a list of newcomers in every issue. Check the names carefully so that you will be able to get in touch, not only with those amateurs in your neighborhood and vicinity, but also those distant amateurs whom you wish to contact either by mail or by radio.

This list contains 279 names of newly licensed amateurs. YLs' names appear in blackface type.

- K4FSP Pedro L. Jimenez, 31 Acosta, Caguas, Puerto Rico.
- K6QMA Raymond N. Gomes, 939 A 3rd Ave., Honolulu, T. H.
- K6QMC Robert T. Hosken, Hq. Co., 21st Inf., Schofield Barracks, T. H.
- K6QNX Charles R. Freeman, Regimental Hq. Bldg, 27th Inf. U. S. A., Schofield Barracks, T. H.
- K7HEN Lucille R. Wright, Tetlin, Alaska.
- KD6QLS Harold John Strickland, Pan American Base, Midway Island.
- WICEU Frederick L. Sherman, Jr., 26 Pine St., Palmer, Mass.
- WIGDC Frederick M. Dingwall, 270 W. Hazel St., New Haven, Conn.
- WIIFD Joseph Marks, 1111 Smithfield Ave., Saylesville, R. I.
- WILPH Abraham Siegelman, 20 Highland St., Pawtucket, R. I.
- WILPI Carl J. Quirk, 32 1/2 Wheeler Ave., North Adams, Mass.
- WILPO Richard J. Dowling, 16 Bull, Newport, R. I.
- WILPP Robert R. Ralston, 255 Pomeroy Ave., Pittsfield, Mass.
- WILPQ Carl O. Lillpopp, 92 Brown St., Pittsfield, Mass.
- WILPR Melvin H. Torpacke, 30 St. George Rd., Thomaston, Maine.
- WILPS Lawrence Gagnon, 932 Lisbon St., Lewiston, Maine.
- WILPT Thomas J. Riley, Jr., 49 Oxford St., Hartford, Conn.
- WILQM Wm. E. Kenney, 35 Langley Rd., Brighton, Mass.
- WILQN Lawrence S. Holbrook, 101 Salem St., Rockland, Mass.
- WILQR Markle T. Smith, Naval Radio Station, Winter Harbor, Me.
- WILQS Olin C. Morrison, 325 Spring St., Winchendon, Mass.
- WILQT Gilbert Richmond, Jr., Main St., Montague City, Mass.
- WILQU Bertram Selverstone, Vanderbilt Hall, Harvard Med. School, Boston, Mass.
- WILQV Wm. H. Potter, 116 Penbrake St., Boston, Mass.
- WILQY Raymond Muise, 4 Forest St., Middleboro, Mass.
- WILQZ Angelo J. Mora, 48 Emerald St., Malden, Mass.
- W2B8Y Thaddeus Ferguson, 1779 3rd Ave., N. Y. C.
- W2LPY Theodore R. DuPont, 16 Ogden St., Newark, N. J.
- W2LQD Frederick W. Marshall, 104 Gabriel Ave., Franklin Sq., N. Y. C.
- W2LOE Paul Frank Var, 476 West 165th St., N. Y. C.
- W2LQF Wm. F. Doll, 931 Amsterdam Ave., N. Y. C.
- W2LQG Ballard F. Jolley, R.F.D. 1, Jamesburg, N. J.
- W2LQH Richard McLaury King, 606 State St., Schenectady, N. Y.
- W2LQI Frank B. Jones, 27 Broad St., Newark, N. J.
- W2LQJ Elmer C. Scholes, Greenport Ave., Schenectady, N. Y.
- W2LQK August R. Ryan, 542 Brandywine Ave., Schenectady, N. Y.
- W2LQL Wm. Albert Davis, 2801 Hudson Blvd., Jersey City, N. J.
- W2LQM Wm. J. Paley, Jr., 39 Ontario, Albany, N. Y.
- W2LQN Frank C. French, Shadyside Ave., South Nyack, N. Y.
- W2LRM Harry F. Klebs, 25 Millford, Brooklyn, N. Y.
- W2LRP Harry M. Kalish, 67 Winfred, Yonkers, N. Y.
- W3AOK George J. Porter, 931 Graydon Ave., Norfolk, Va.
- W3CFU Joseph F. O'Keefe, 325 Conway Ave., Narberth, Pa.
- W3EHX Aloysius W. Haranz, 4165 Terrace St., Phila. Pa.
- W3ETS Samuel Traeger, Parker St., West Falls Church, Va.
- W3HTQ Chas. F. Reily, 1029 N. Fulton Ave., Baltimore, Md.
- W3HTW Wm. A. Tauberschmidt, 1706 Kearney St., Washington, D. C.
- W3HTY Joseph J. Sarno, 233 Dale St., R.F.D. No. 1, Norfolk, Va.
- W3HUA Wm. H. Kepler, 3601 Powelton Ave., Philadelphia, Pa.
- W3HUB Wm. J. Kunz, 2600 Goodwood Rd., Baltimore, Md.
- W3HUD Albert P. McCabe, 2330 Wilson Blvd., Arlington, Va.
- W3HUG Robert O. Fullman, 111 Locust, Hampton, Va.
- W3HUH Nathan Pearlman, 1715 N. Wilton St., Phila., Pa.
- W3HUJ Paul H. Singewald, 330 Maple Ave., Dröxel Hill, Pa.
- W3HUK Haden E. Rogers, Hylton Hall, Schoolfield, Va.
- W3HUL George E. Kramme, 2427 Dennison, Baltimore, Md.
- W3HUO Roy J. Smith, 1800 Longwood St., Baltimore, Md.
- W3HUP Harold Lee Russell, 405 N. Rodney St., Wilmington, Del.
- W3HVJ Edgar L. Hannum, 3333 Marion St., Laureldale, Pa.
- W3HVK Robert J. Phelps, 1729 W. Ontario St., Phila. Pa.
- W3HVL Paul S. Gardner, Fresh Valley Dr., R.F.D. No. 1 Temple, Reading, Pa.
- W3HVM Robert M. Girdler, Beta Theta Pi, Lehigh University, Bethlehem, Pa.
- W3HVN Clyde M. Hunt, 208 Mass. Ave., N. E., Wash., D. C.
- W3HYO Pauline A. Raeser, 315 Beechwood Ave., Trenton, N. J.
- W3HVQ Martin J. Malqueen, 823 W. 34th St., Norfolk, Va.
- W4CMC James Covey Ping, 1102 Rozelle, Memphis, Tenn.
- W4FRI Thomas W. Sparrow, 203 Bragg Ave., Auburn, Ala.
- W4FRJ Charles L. Williams, 429 Broadway, Asheville, N. C.
- W4FRK Gordon B. Williams, 415 W. Darlington St., Florence, S. C.
- W4FRM Grady B. Fox, Jr., Route 4, Sevierville, Tenn.
- W4FRO John Hammond, 1828 Killarney Dr., Winter Park, Fla.
- W4FRP Murray Kittredge, 1488 Challen Ave., Jacksonville, Fla.
- W4FRQ Hewitt Hillard Penton, 433 Magnolia, Panama City, Fla.
- W4FRR George B. Smith, 3805 N. Broadway, Knoxville, Tenn.
- W4FRS Jack Ehlerding, 2403 N. 17th Ave., Pensacola, Fla.
- W4FRT Arthur C. Gerhardt, 50 Old Shell Rd., Crichton, Ala.
- W4FRU John H. Parrott, 595 McDavitt, Memphis, Tenn.
- W4FRV Charles O. Roberts, 644 N. W. 49th St., Miami, Fla.
- W4FRW James A. Wilson, 729 N. Belvedere Blvd., Memphis, Tenn.
- W4FRX Wm. Thomas Harris, 45 Spartansburg, Lyman, S. C.
- W4FRY John C. Groce, 30 Upland St., Lyman, S. C.
- W4FRZ Russell C. Stone, 1517 Monroe St., Hollywood, Fla.
- W4FSA Wm. Clark Wing, 1501 13th St., Tuscaloosa, Ala.
- W4FSM John D. Hudson, R.F.D. No. 3, Chipter, Fla.
- W4FSO Wm. R. Hood, Co. 4459 C.C.C., Buena Vista, Ga.
- W4FST Marvin C. Dunun, Jr., 9 Charles, Asheville, N. C.
- W4FSV George C. Monts, Quarters of District Radio School, Moultrieville, S. C.
- W5BBK Preston T. Sellers, 1612 Milam, Houston, Texas.
- W5EIR Cecil M. Polvado, 604 N. Reynolds St., Alice, Texas.
- W5EJT Eugene Albert Jank, 313 Toledo, San Antonio, Texas.
- W5EVX Hays Pool, Ola, Arkansas.
- W5FA Clifton H. Williams, Hazen, Ark.
- W5HLQ Ernest L. Smith, R.F.D. No. 2, Buffalo, Okla.

W5HLV Wm. H. McDowell, 315 W. Mesquite, Coleman, Texas.  
W5HMC Henry B. Wallace, 408 Travis St., Luling, Texas.  
W5HMD Tommie W. West, Schertz, Texas.  
W5HME George Williams, Jr., 522 Kayton Ave., San Antonio, Texas.  
W5HMF Lester L. Williams, 840 13th St., Brownsville, Texas.  
W5HMG Carson N. Snow, Jr., 1026 Matador, Abilene, Texas.  
W5HMI Anthony W. Connaughton, Paris, Ark.  
W5HMJ John Raymond Geno, Jr., 1515 Texas, San Antonio, Texas.  
W5HML Wm. N. Kiser, Near Russellville, Ark.  
W5HMM Monroe Albert Miller, 612 S. St. Mary's St., Beeville, Texas.  
W5HMN James Douglas Nance, Route 2, McDade, Texas.  
W5HMO Wadel A. Welch, 208 N. Gregg St., Big Spring, Texas.  
W5HMP Jennings Roy David, Huber Camp, Borger, Texas.  
W5HMQ S. Webb Ruff, 4005 Avenue B, Austin, Texas.  
W5HMR Louis Marcel Taix, 1125 North White St., New Orleans, La.  
W5HMS Ray Ross Summersgill, 1900 W. Montana, Roswell, N. Mex.  
W5HMT Wm. Walker Holmes, Jr., 719 Cedar, McAllen, Texas.  
W5HMU Thomas F. Solly, 317 N. Bridge St., Jonesboro, Ark.  
W5HNQ Robert G. Nisle, 2718 Arbor St., Houston, Texas.  
W5HNU Jack J. Gammill, Fort Smith, Ark.  
W5HNV John P. Foster, Hodge, La.  
W5HNX Edward H. Lee Blane, Jr., 1129 W. Vine St., Opelousas, La.  
W5HNY Paul D. Marshall, 1633 Walnut St., Shreveport, La.  
W5HNZ Wilbur R. McDowell, 429 W. Elm St., Tylor, Texas.  
W5HOA Solomon S. Coldman, 7333 Jeannette St., New Orleans, La.  
W5HOB Earle E. Pettey, 1 mi. W. of Cushing, Texas.  
W5HOC Smith Preston, 1504 Clarendon Dr., Dallas, Texas.  
W5HOD Glenn G. Prewitt, 4 mi. W. of Harlingen, Texas.  
W5HOE Geoffrey D. Payburn, 4900 El Campo St., Ft. Worth, Texas.  
W5HOF John M. Wilder, Evant, Texas.  
W5HOG Margaret K. Houston, 1811 McDuffie, Houston, Texas.  
W5HVI Andrew P. Massey, 215 Cockerville Ave., Takoma Park, Md.  
W6AGG Wendell M. Fales, 10923 Ayres, West Los Angeles, Calif.  
W6ART Arthur L. Stevenson, 121 S. Broadway, Blythe, Calif.  
W6BHR John H. Ludemann, 1111 1/2 S. Claremont, San Mateo, Calif.  
W6JCA Orde E. Raines, 245 Upper Terrace, San Francisco, Calif.  
W6KZH Jack M. Story, 542 Holmes Ave., Ontario, Calif.  
W6QJM Francis H. Horton, Bell Canyon Spike C.C., Los Angeles, Calif.  
W6QLJ Raymond A. Wood, Sec. 2, 11th Naval Dist. U.S.N.R., City Hall, Santa Ana, Calif.  
W6QLK Howard W. Swartout, 1170 King St., San Bernardino, Calif.  
W6QLL Duane C. Vaus, 429 E. Esther St., Long Beach, Calif.  
W6QLM Dorothy E. Williams, 361 Marie Ave., Los Angeles, Calif.  
W6QLN Fred J. Spieler, Alma College, Alma, Calif.  
W6QLO James P. West, 304 El Camino Real, San Mateo, Calif.  
W6QLP Ralph E. Herndon, Minnesota Ave., San Jose, Calif.  
W6QLR Allan S. Robertson, 6214 Merriewood Dr., Oakland, Calif.  
W6QLT William F. Kempf, Jr., 1801 Fairview Ave., San Gabriel, Calif.  
W6QLU Frank Gunther, 149 Liberty St., Santa Cruz, Calif.  
W6QLV Charles J. Schauers, 82 W. 2nd St., N. Price, Utah.  
W6QLW Dena L. Gentry, 2714 Broadway, San Diego, Calif.  
W6QLX Thomas J. Gillispie, 4926 73rd St., San Diego, Calif.  
W6QLY Earl H. Damm, Route 2, Fresno, Calif.  
W6QLZ Clyde E. Criswell, Mission Ranch, Phoenix, Ariz.  
W6QMB John F. Kraus, 825 S. Second St., Alhambra, Calif.  
W6QMD Roy P. Stoops, 1714 E. 22nd St., Oakland, Calif.  
W6QMF Edward L. Sutherland, 501 Utah St., Boulder City, Nevada.  
W6QMG Louis W. Towle, Benson, Ariz.  
W6QMH Anton Germer, Jr., Route 3, Fresno, Calif.  
W6QMI Wm. O. Davis, 801 Aspinwall, Winslow, Ariz.  
W6QNT Paul W. Heasley, 317 W. Lime Ave., Monrovia, Calif.  
W6QNV Carlisle D. Scott, 1333 S. Westlake Ave., Los Angeles, Calif.  
W6QNZ Thomas G. Sayeg, 146 N. Caleveras, Fresno, Calif.  
W6QOA Richard L. Sheehy, 2182 41st Ave., Oakland, Calif.

W6QOC Arthur R. McKinniss, 2091 Ellis St., San Francisco, Calif.  
W7AGV Kenneth R. Sullivan, Route 7, Yakima, Wash.  
W7AMN Cecil R. Thompson, 401 S. 2nd St., Yakima, Wash.  
W7BFZ Frank A. Kalberg, 2nd and Main St., Seattle F. D. Hq., Seattle, Wash.  
W7BLA Kenneth P. Sharp, 601 S. Tracey, Bozeman, Mont.  
W7HDC Harold J. Eck, 4323 Palatine Ave., Seattle, Wash.  
W7HDD Willard D. Jemson, 806 Pacific Ave., Yakima, Wash.  
W7HDE Jim P. Seargeant, 1938 47th Ave., S. W. Seattle, Wash.  
W7HDF Clifton W. Pitteikau, 29 2nd Ave., Forest Grove, Ore.  
W7HDG Virgal R. Stark, 212 Unity St., Bellingham, Wash.  
W7HDH Elmo L. Wyke, 1419 N. 50th St., Seattle, Wash.  
W7HDI Rowland W. Haegele, Jr., 12th and Ball, Parma, Idaho.  
W7HDJ Doyle Joslin, 107 Cedar St., Rock Springs, Wyo.  
W7HDK Wm. E. Harden, 904 12th Ave., Seattle, Wash.  
W7HEI Evert Rodenhouse, Trustee, Lincoln High School Radio Club, N. 44th St. and Interlake Ave., Seattle, Wash.  
W7HEJ Wm. B. Simpson, 3407 East D St., Tacoma, Wash.  
W7HEK Bob A. Smith, Bridger, Mont.  
W7HEM Charles W. Newman, 915 2nd Ave., N. Great Falls, Mont.  
W7HEO Max E. Harris, Westpoint, Ore.  
W8BAQ Theodore Cunningham, Argyle Bk. 310, Findlay, Ohio.  
W8DWC Kenneth A. Gilbert, 376 W. Grand Blvd., Detroit, Mich.  
W8EBN Frank W. Walker, 207 1/2 E. Grand River, E. Lansing, Mich.  
W8EDD Allen L. Stratton, 93 Park Ave., Canandaigua, N. Y.  
W8GKP Ralph L. Hitman, 600 S. Boston, Calion, Ohio.  
W8LYR Richard J. Sloane, Trustee, Walnut Hills High School Radio Club, Blair Ave., Cincinnati, Ohio.  
W8SNA Joe Marshall, 305 Grant, Greensburg, Pa.  
W8SNB John L. Sullivan, 255 Bennett, Luzerne, Pa.  
W8SNC Willard P. Swearingen, 209 Spring St., Meadville, Pa.  
W8SND Wm. P. Turpin, III, Qtrs. 32-B Plattsburg Barracks, N. Y.  
W8SNE Mitchell B. Wozniak, 193 Erie Ave., Towanda, N. Y.  
W8SNF Robert E. Zuber, 278 Carey Ave., Wilkes-Barre, Pa.  
W8SNG Frank G. Ferenezi, Jr., 9 Mygatt St., Birmingham, N. Y.  
W8SNH Leroy R. Genaw, 1435 Lincoln Ave., Port Huron, Mich.  
W8SNI George R. Hauser, 191 Whitesboro St., Yorkville, N. Y.  
W8SNJ Ralph J. Roodie, 219 Castner Ave., Donora, Pa.  
W8SNK Kenneth R. McFadden, Aloha, Mich.  
W8SNL Clarence L. Elliot, 5479 Olenfany River Rd., Worthington, Ohio.  
W8SNM Robert B. Gehrke, 2452 Calvert, Detroit, Mich.  
W8SNN Henry W. Gosztyla, 3329 Holbrook, Hamtramck, Mich.  
W8SNO Norman V. Warner, Madison, W. Va.  
W8SNP Saul Udman, 205 Tabor St., Pittsburgh, Pa.  
W8SNQ Donald R. Howard, 536 Potter, Toledo, Ohio.  
W8SNR Ray A. Johns, Maple, No. 17, Osborn, Ohio.  
W8SNS Wm. H. Kurtz, 224 W. Main St., Pomeroy, Ohio.  
W8SNT Frank L. Grover, 260 Rotary Rd., Huntington, W. Va.  
W8SNU Harry W. Sprague, 121 E. Rose St., Springfield, Ohio.  
W8SNV Alfred G. Waack, 630 E. Town St., Columbus, Ohio.  
W8SNX Steve Palviscak, 4310 2nd Ave., Pittsburgh, Pa.  
W8SOM Donald K. Monroe, 639 Plymouth, Toledo, Ohio.  
W8SOY John H. Hinemon, Jr., Columbus General Depot, Columbus, Ohio.  
W8SPO Helen V. Smith, Sycamore, Ohio.  
W8SPQ Wm. A. D. Kach, 2603 W. 22nd St., Erie, Pa.  
W8SPR John A. Jarrett, Trustee, Aspinwall Radio Club, Aspinwall High School, 4th St., Aspinwall, Pa.  
W8SPS Robert B. Ireland, 367 Tulane Rd., Columbus, Ohio.  
W8SPT Morton E. Riegel, Stockdale, Ohio.  
W8SPV Don P. Miller, 380 Dalano St., Allenton, Mich.  
W8SPW Wm. W. Winebrenner, 225 E. Filbert St., East Rochester, N. Y.  
W8SPX Leonard M. Schaafsman, 1007 Jenneth, Grand Rapids, Mich.  
W9ACQ Lawrence B. Ward, Memphis, Missouri.  
W9ACW Morris E. Winn, 802 S. Walnut St., Brazil, Ind.  
W9AHT Nuford Clay Lane, 1117 Hazel, Deerfield, Ill.  
W9ALJ Urban H. Palking, Breda, Iowa.  
W9ALN Carl B. Hempel, 340 N. 36th St., Omaha, Neb.

(Continued on following page)


DEALERS  
RADIO BUILDERS  
SERVICEMEN  
AMATEURS  
P. A. SPECIALISTS

Get this book of  
**RADIO VALUES**  
**KNOW!**

Complete,  
Authoritative,  
Unequaled Values!

**FREE**

SEND COUPON FOR ALLIED'S 1939 CATALOG



**62 NEW Knight RADIOS**



Models for every purse and purpose, with new advanced features, at new low prices! 4 to 16 tubes—new "Tiny Knights," 1 1/2 Volt Battery sets, new AC-DC, 6 Volt, 3 1/2 Volt and auto models. Also, radio's biggest selection of phonographs, recorders and profits for you! Priced for greater savings and profits with the new Knight Radios. More power, greater beauty, finer tone quality—a line packed with sales appeal! Send for ALLIED's Catalog today!

Save money on  
**EVERYTHING IN RADIO**




Servicemen! See the newest testing equipment, to make your servicing easier and more profitable. New "Push-Button" replacement parts! Also P.A. Specialists! Lowest prices on the new National NC-44 and "Diversity" Howard 450, 440 and 430 receivers; also new Knight Sound Systems, from 8 to 65 watts. Standard and deluxe jobs.

**Free! BUILDER'S PARTS LIST**

ALLIED's new Catalog is the Radio Builders' "Dream Book." It includes dozens of "Build Your Own" kits and diagrams and projects for building 100 more. Write for Free Parts List for any kit described in this or any other magazine.

**It's a fact!**



In 1937 ALLIED sold over 300,000 radio tubes of all types and makes—laid end to end, they would span the famous San Francisco-Oakland Bay Bridge 5 times. That's an awful lot of 'em—and we do mean tubes!

**ALLIED RADIO**

ALLIED Radio Corp., Dept. 3-A-9, 833 W. Jackson Blvd., Chicago, Ill.

Send me your Free 1939 Catalog.

Name .....

Address .....

## Your Inquiries Invited

When you need amateur equipment it is to your advantage to write to me. You get personal attention; terms financed by myself so you buy with less cost and more convenience; fair trade-in value for your equipment; ten day trial of all receivers; and my cooperation in every way to see that you are 100% satisfied. No wonder my customers are boosters. You will be too. For the newest equipment, the latest information and technical help, write to:

**Bob Henry**  
W9ARA

### Compare My Terms with Others

Model of Receiver	Cash Price	Down Payment	12 Mo. Payments
The NEW RME-70	\$138.60	\$27.72	\$9.79
The NEW NC-44	49.50	9.90	3.49
NC80X and NC81X	99.00	19.80	6.99
Improved NC101X	129.00	25.80	9.11
The NEW NC100A	120.00	24.00	8.48
Latest RME-69	152.88	30.57	10.80
Sky Champion	49.50	9.90	3.49
Sky Challenger II	77.00	15.40	5.44
Breting 49 and Super Skyrider	99.00	19.80	6.99

Similar terms on Super Pro, HRO, PR-15, Breting 9, Sargents, others. And on Hallcrafters, National, Harvey, RME, Temco, RCA transmitters and National, Thordarson, UTC, Utah kits.

Special Department for Export Orders


**Bob Henry** 211 North Main St.,  
Butler, Missouri



This name protects you on **QUALITY**

22 years' experience taught us to make **LIGHT and STURDY**, reinforced CABINETS, CHASSIS, PANELS and CANS to satisfy the most exacting engineers.

This Preselector Cabinet is one of the many items we make in our famous "wrinkle" finish, black or gray.



Ask your supplier for our illustrated catalog. If he has none, write to us direct.

**KORROL RADIO PRODUCTS CO.**  
350 Greenwich St., Dept. 19, New York City

## Headset Headquarters Earned Its Leadership



Cannon-Ball Phones

Satisfying folks over 20 years, will please you.

**C. F. CANNON COMPANY**  
SPRINGWATER, N. Y.

because its products always lead as a satisfaction-maker. For clear, private reception use a Cannon-Ball Headset. Folder T-1 illustrates complete line. Write

## New HAM Licenses

(Continued from preceding page)

- W9ARP Francis I. Richman, 2235 Lowell, Kansas City, Kans.  
W9BBE Earle Wm. Runnds, 811 C Ave., West Oska-loosa, Iowa.  
W9CDZ Louis H. Schurkman, 709 S. Sanborn, Mitchell, S. Dak.  
W9CHV Richard M. Simonsen, 410 W. South St., Blair, Neb.  
W9DCM Webster F. Soules, 3549 36th Ave., S. Minneapolis, Minn.  
W9DUZ Walter J. Mikaitis, 4125 S. Maplewood Ave., Chicago, Ill.  
W9EBZ George O. Mitchell, Greenfield, Iowa.  
W9ENK Martin L. Redman, 213 1/2 S. 13th St., Fargo, N. Dak.  
W9EZE Ray E. Rudy, Orangeville, Ill.  
W9FOI Ralph E. Signaiga, C.C.C. Co. 624, Camp Wheeler, Edwardsville, Ill.  
W9FRT Robert A. Patelke, 2816 Greenview Ave., Chicago, Ill.  
W9HZT Theodore P. Conolly, Webster, S. Dak.  
W9JEN Roy C. Jones, 4027 Tracy Ave., Kansas City, Mo.  
W9JDZ Murice L. Sinitz, 1417 Grove, Adel, Iowa.  
W9KGD Eugene C. Volz, 307 Washington St., Covington, Ind.  
W9KHT Wm. C. Wilde, 624 N. Cherry, Galesburg, Ill.  
W9KIY Duane B. Haagensen, 516 Reeves Dr., Grand Forks, N. Dak.  
W9KLT Donald R. Willard, Ranier, Minn.  
W9KMY Joseph M. McClain, 1814 Spear, Logans-port, Ind.  
W9KNC Willard D. Inman, R.F.D. No. 1, Smith-land, Iowa.  
W9KNR John R. Frederickson, 4864 N. Magnolia Ave., Chicago, Ill.  
W9KNT Harold C. Cook, 223 1/2 N. 16th St., Clar-inda, Iowa.  
W9KNX Leo Rosenman, 4306 Monroe St., Chicago, Ill.  
W9KOH Dow B. Summers, 1502 Grant St., Union-ville, Missouri.  
W9KOL Melvin W. Werking, 126 S. Spring St., Port Washington, Wis.  
W9KOM Eugene W. White, 2616 S. Cherokee, Denver, Colo.  
W9KQN Gerald E. Wilson, 151 Main St., Blythe-dale, Mo.  
W9KSL Thurston B. Krebs, 233 Broadway, Monett, Mo.  
W9KUF Harold Wm. Koch, 1736 Sheridan, Whiting, Ind.  
W9KUV Seymour E. Sabitt, 4459 N. Francisco Ave., Chicago, Ill.  
W9KUX Robert W. Shortridge, 1419 W. Main St., Crawfordsville, Ind.  
W9KVG Raymond H. Schaeff, 3217 Barr St., Fort Wayne, Ind.  
W9KWH Harold A. Morris, 305 1/2 Main, Rushville, Ind.  
W9KWK Cyril E. McCarthy, 927 La Salle, Racine, Wis.  
W9KWU Richard G. Mies, 7944 Clyde Ave., Chi-cago, Ill.  
W9KYL Wm. D. Price, Jr., 1015 E. 27th St., Kansas City, Mo.  
W9KZT John M. Courtney, 1010 E. 27th St., Kansas City, Mo.  
W9LAA Ward H. Justus, 432 S. 9th, Lincoln, Neb.  
W9LCP Yung Sing Yee, 812 Barr St., Ft. Wayne, Ind.  
W9LCW Richard Straughn, 4600 S. Wash. R. R. No. 3, Marion, Ind.  
W9LDA Vernon W. Talberg, Outlet "L," Flaxton, N. D.  
W9LEM Kenneth J. Stenrude, Lot 11, Block 13, Bowbells, N. D.  
W9LEW Harry L. Saunders, 311 State St., Alamosa, Colo.  
W9LFR Lyle R. Simons, 1292 Hartford Ave., St. Paul, Minn.  
W9LFW Roy M. Currence, 315 W. North Ave., Eldon, Mo.  
W9LQZ Noel W. Hancock, 1125 18th St., Marion, Iowa.  
W9MNA Robert A. Sperry, Stone St., Blk. 4, Lot 5, Clermont, Iowa.  
W9NKT Converse Hittinger, 300 W. Howard St., Portage, Wis.  
W9NKZ Phineas J. Icenbice, Jr., Church, Deep River, La.  
W9NNT Fred A. Rohr, 824 Derby Lane, Allouez, Wis.  
W9NVX Laurel D. Holdridge, 918 Lincoln St., Waterloo, La.  
W9NWP Floyd D. Raesch, 421 N. Broadway, Water-town, S. D.  
W9NYV L. Donald Lewis, Ave. F West, Hutchin-son, Kan.  
W9OAZ David P. Essad, 304 Florence, Houghton, Mich.  
W9OHH Wm. B. Deane, 3653 S. Grand St., St. Louis, Mo.  
W9OHS Dean E. Herman, St. Ignace, Mich.  
W9OJG J. H. Kohn, 3020 Sheridan, Lincoln, Neb.  
W9TKG Wm. C. Wilkinson, Oxford, Ind.  
W9TMU Maryan W. Plaza, 1627 W. 37th Pl., Chi-cago, Ill.

### CORRECTION

In the list of newly licensed Hams, published in the December issue, the call letters W9JWR were incorrectly listed; they belong to Byron Britt, 616 Cheyenne Ave., Alliance, Nebr. Also W8SNJ belongs to Ralph J. Roode, 219 Castner Ave., Donora, Pa.



Now You Can **ELECTROPLATE Easily with a BRUSH!**

SOMETHING new for amateurs, fans, set build-ers—something which gives you the oppor-tunity with which to experiment. Here's an **ELECTROPLATING KIT** amazingly simple to operate—you just Electroplate with a Brush! Re-quires only one single dry cell.

## NOT A TOY

You can electroplate for profit, hundreds of things in the household—ashtrays, fixtures, water faucets, worn brack-ets, door knobs, musical instruments, jewelry and silver-ware and other articles. It's an indispensable Piece of equipment to you for plating articles in hotels, apart-ments, office buildings, medical and dental offices, fac-tories, schools, laboratories, etc. Exactly the same outfit (but larger) is used professionally by electricians, radio service men, automobile repair shops, etc. And for radio work, you can electroplate tarnished receiver parts, chassis, contacts, worn radio parts and accessories.

Put this **REAL ELECTROPLATING KIT** to use im-mediately—make it the most useful article in your lab or work bench. And, you can get it absolutely **FREE** (except for slight mailing cost).

Send your subscription today to **RADIO AND TELEVI-SION** for One Year (12 issues) and receive absolute-ly **FREE** one of these **REAL ELECTROPLATING KITS**—New subscribers are accepted or you may extend your present subscription another twelve months under this offer. Mail your remittance of \$2.50 (Plus 10c for ship-ping charges on kit) to the publishers of **RADIO AND TELEVISION**. (Canada and foreign \$2.85.) You will promptly receive your **FREE REAL ELECTROPLATING OUTFIT** by return mail. Use the coupon below to order your subscription.

### RADIO AND TELEVISION

99 Hudson Street New York, N. Y.

### RADIO AND TELEVISION

99 HUDSON STREET, NEW YORK, N. Y.

Gentlemen: Enclosed you will find my remittance of \$2.50 for which enter my subscription to **RADIO AND TELEVISION** for One Year (12 issues). Send me promptly my **FREE REAL ELECTROPLATING OUTFIT**. (Canada and foreign \$2.85.) In U.S. add 10c additional to cover shipping charges on kit.

( ) NEW SUBSCRIBER

( ) EXTEND PRESENT SUBSCRIPTION

Name .....

Address .....

City .....

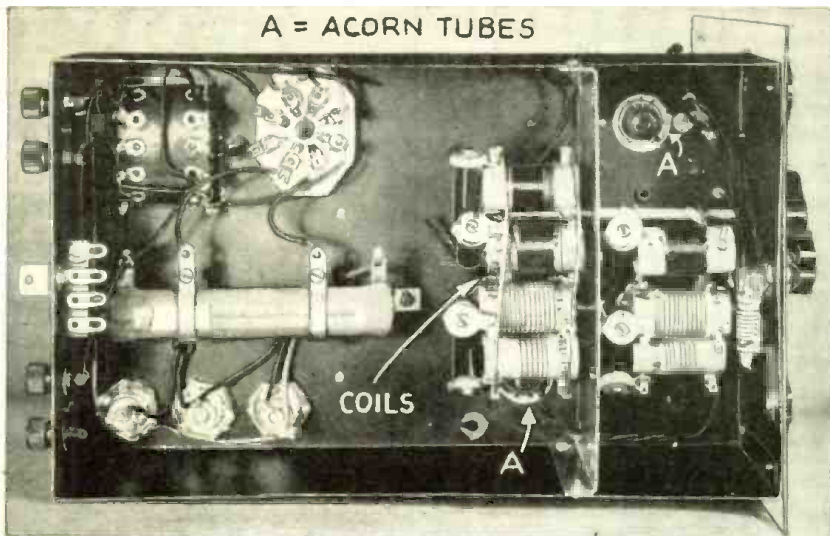
(Send remittance by check, money order or unused U. S. Postage stamps. Register letter if you send cash or stamps.)

RT-139

# Increase Your DX with Pre-Amplifier

(Continued from page 541)

A = ACORN TUBES



Bottom view of the Pre-amplifier.

Many small transformers do not supply 250 volts. The transformer chosen gives 250 volts when a value of .5 mf. is used at C10. No higher voltage should be applied to the 956's, and the screen voltage should be set on the divider to about 90.

The coils are simply tuned in pairs until the receiver shows greatest output. The antenna trimmer should be set at about 1/3 full capacity when tuning up, so that there will be some leeway in its range for use with various antennas.

### PARTS LIST—7 TO 200 METER PRE-SELECTOR R.C.A.

- 2—Type 956 "Acorn" tubes
- 1—Type 524 tube

### SOLAR

- 2—8 mf., 500 V. dry electrolytic condensers
- 1—5 mf., 400 V. paper condenser
- 4—.05 mf., 400 V. paper condensers
- 1—.0002 mf. midget mica condenser

### I.R.C.

- 2—300 ohm 1/2 watt resistors
- 1—50,000 ohm 50 watt wire-wound resistor
- 1—15,000 ohm variable resistor with A.C. switch

### KORROL

- 1—Case 8" x 8 3/4" x 12" deep, black crackle finish
- 1—8" x 8" x 8 3/4" steel panel
- 1—Steel chassis

### HAMMARLUND

- 2—S-900 "Acorn" tube sockets
- 1—S-8 octal socket
- 1—CHX R.F. choke
- 1—HF-15 variable condenser

### JEFFERSON

- 1—No. 466-390 power transformer (6.3 V.—300 V.)
- 2—No. 463-561 midget chokes (30 H. at 40 ma.)

### CROWE

- 1—Vernier dial, No. 296
- 3—1 1/4" pointer knobs

### MEISSNER

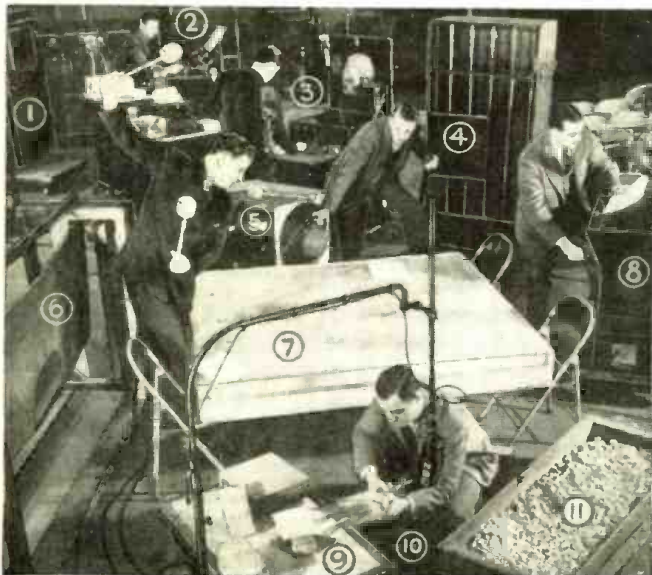
- 1—2-gang, 250 mmf. variable condenser
- 1—Set coils: 4 Ant. and 4 R.F. (to cover from 7 to 200 meters)
- 1—4-gang, 5-position band-switch
- 3—Soldering lug strips

### COIL DIMENSIONS

All coils on 3/4" diam. forms.

Band	Wire Size	Turns	Length of Winding (all No. 32 d.c.c. wire)	Primary Turns
1.4—4.5 mc. R.F.	28	47	1/2" Close	20
ANT.	28	46	1/2" Wound	12
7—12 mc. R.F.	21	19	3/8"	10
ANT.	21	18	3/8"	7
7—17 mc. R.F.	18	12	3/8"	7
ANT.	18	12	3/8"	5
11—33 mc. R.F.	18	5	3/8"	3
ANT.	18	5	3/8"	2

## Did YOU Know?



• That December cover—Proceeding from top around to right, we have these broadest studio sound effects: Striking soft rubber block to give effect of blow being struck; rattling bone effect; thunder sound effect; squirting two jets of water alternately into a pail to imitate milking a cow; rustling straw to give a burning fire effect; crumpling cellophane between fingers for "cracking bacon" effect. Did you know the answers, or were you one of those who were mystified?

• The NBC sound effects shown are: (1) auto door, (2) playing recorded effects, (3) code oscillator, (4) jall door, (5) echo chamber, (6) electric thunder sheet for "big explosions" and thunder, (7) thunder drum for small explosions, distant cannon, thunder, (8) splash box for water effects, (9) concrete walk for footsteps, (10) straw for sounds in underbrush, (11) pit for "walking in gravel."

# LAFAYETTE *Mystery* RECORD PLAYER



### THRILL-PACKED ENTERTAINMENT IS YOURS

with the sensational new Lafayette *Mystery* Record Player. Imagine an electric phonograph that plays through your radio (regardless of age, make or type) without any connection to the radio. There are no wires to attach. Play this magic instrument anywhere in the house. Simply plug it into any 110-volt a.c. outlet. Latest type tangent arm crystal pick-up assures perfect, higher fidelity reproduction. Your radio controls both volume and tone. Plays either 10" or 12" records. And what fun you can have at parties with the special microphone connection that lets you "announce" programs—be the life of the party. No home should be without the entertainment provided by Lafayette's *Mystery* Electric Record Player—

A SENSATIONAL BUY **14<sup>75</sup>**



**FREE**  
188 PAGE  
CATALOG

Send for sensational **FREE** catalog made to order for thrifty buyers. Here's radio in all its glory—60 beautiful new 1939 receivers—every one a "Miracle" buy! New P. A. section that will open your eyes. Latest type tubes, parts, television, build-your-own kits, "ham" apparatus, equipment at all-time low prices. More honest values packed into the 188 pages of this one book than you've ever seen before. Get your **FREE** copy at once. Just mail the coupon.

**WHOLESALE RADIO SERVICE CO. INC.**  
NEW YORK, N.Y. • CHICAGO, ILL. • ATLANTA, GA.  
100 SIXTH AVENUE • 901 W. JACKSON BLVD. • 305 PEACHTREE STREET  
BOSTON, MASS. • BRONX, N.Y. • NEWARK, N.J. • JAMAICA, L.I.

**WHOLESALE RADIO SERVICE CO., Inc.**  
Dept. 4A9—100 Sixth Ave., New York, N. Y.

Send Record Player Bulletin No. 4   
RUSH FREE 1939 Radio Catalog No. 73

Name \_\_\_\_\_  
Address \_\_\_\_\_  
City \_\_\_\_\_ State \_\_\_\_\_

PASTE COUPON ON PENNY POST CARD

# RECEIVERS? . . . TRANSMITTERS? . . .



## Bill Harrison sells them all!

National, Hallicrafters, RME, Hammarlund, etc. and everything else you may need. Kits, tubes, antennas, parts from a binding post to a Broadcast Station.

**SINCE 1925** Bill Harrison, W2AVA, has been supplying radio equipment to Amateurs in all parts of the world.

My personal attention to your wishes, prompt safe delivery, and sincere desire to keep your good will make it worth your while to deal with me.

Write to me whenever you want up-to-date information and the newest of equipment.

73  
Bill Harrison, W2AVA

## TIME PAYMENTS? . . . Certainly!

On everything, and at less cost, too. Payments to suit your convenience. Fair Trade-in allowances.

**HARRISON RADIO CO.**  
12 West Broadway, New York City

# PYRO PANTAGRAPH



Size of Box:  
12½ x 8½  
inches

**\$2.75**

Shipping weight, 3 lbs.

**THIS** electrical outfit is especially designed for burning designs permanently on materials such as Leather, Wood, Cork, Bakelite, etc. Plug the Pyro-electric pencil in any 110 volt AC or DC outlet and it is ready to be used. Plug and cord furnished.

By the use of the Pantagraph included in the outfit, any design may be reproduced either in original, reduced or enlarged form.

Outfit consists of: one Pyro-electric Pencil; one Pantagraph; three hardwood plaques; one bottle of Varnish; one Brush; one tracing tip and four-page instruction sheet.

Size of box: 12½ x 8½ inches.

Outfit will be forwarded by Express Collect if not sufficient postage included with your order.

**WELLWORTH TRADING CO.**  
558 W. Washington Blvd. Dept. RT-139 Chicago, Ill.

# Local HAM Gossip

Covington, Ind.

● **HERE** at Covington, Ind., Zane Sprague and three other fellows have built a transmitter which they use for code. One member of the four is Jean Volts, a member of the "Hams Club"; another is Jack Cambal, who helped build the transmitter.—*Jesse W. Nicholson, P. O. Box 162, Covington, Ind.*

Randolph, Mass.

● **THE** Progressive Amateur Radio Association is composed of local Hams and others interested in Ham radio, and is the outcome of the Radio School which is conducted near here. In order to be able to have a "rig" on the air we formed this club. At the Brockton Fair we had our own booth and sent out between 300 and 400 messages, some as far as Hawaii.

The club is open the first four nights of the week for code practice and radio theory. We hold meetings every Thursday night. Last month we ran a "social" and plan to repeat it each month. The other evening we listened to a very interesting talk by WIZK, Radio Technician of the local Police Dept., on the new rules of the F.C.C. regarding the 5 meter band which went into effect December 1st. The membership of our club is well over fifty and increasing every week. At present we are building 5-meter and 80-meter rigs.

The recent "Hidden Transmitter Hunt" was won by one of our members—WILIF—who only recently received his "ticket." The officers of the club are President, Treasurer and Secretary; and a council includes the President, Technical Advisor and eight members elected by the general membership. The council at their meetings recommend to the general membership what to purchase for the "rigs." Then the membership votes on the council's recommendations, and in that way we do not spend money without the approval of the members.

The members attended the annual Hamfest at the Hotel Bradford in Boston, Mass. Many of them have "tickets" are now rebuilding their 5 meter "rigs" to MOPA in accordance with the new regulations on 5 meters, which mean no more modulated oscillators.

Next month some more of the members are going to take their "exams," and we hope that eventually all of the club members will be licensed Hams. In closing, let me say that the W8JK Flat-top Beam Antenna, described in the November issue of **RADIO & TELEVISION** is up and giving fine results. We find this to be an excellent antenna.—*Charles Stephens, 1 North St., Randolph, Mass. (Council member of PARA and Ex-ICFJ.)*

Lawrence, Mass.

● **THE** Merrimack Valley Amateur Radio Club is now in its fourth year, and those four years have brought about the existence of a strong organization. Believe me, it is truly a "live wire" Ham radio club. It includes both amateur radio operators and short wave listeners. That famous old speed key man, T. McElroy, will be the guest speaker at our next meeting.

The amateurs in this district are positively convinced of **RADIO & TELEVISION's** sincere friendship for all amateur radio operators. The series of articles under the heading, "Famous Radio Experts Salute" to the Amateur, was great.—*William A. Beatty, Editor, M.V.A.R.C. News, 96 Essex St., Lawrence, Mass.*


Five Meters at New Brunswick, N. J.

● **THIS** Autumn there was held in New Brunswick, New Jersey, a "soap box" race under the sponsorship of the merchants of that city, for the benefit of the kiddies. There was nothing unusual about the race, but there was about the method of communication used between the start and finish lines. As the race was held on a comparatively long hill, it was quite impossible to use a Public Address system to announce the results, so that the people at the starting line could get them immediately.

In other such races previously held, those at the starting line were forced to wait for the results until the winners were brought back, which took quite a long time. However, that was not the case this year, for at each end of the hill there was located a 5-meter transceiver. At the starting line was W2LBF operated by Silvio Romano, while at the finish line was W2KAV operated by James Scarrion, who are well known local amateurs. Both used portable, commercial sets. By this method the results could be sent from the finish line on 5 meters, received at the starting point and immediately announced through a low power P.A. system. Special announcements from either end were quickly transmitted to the other as was deemed necessary. The advantage of this method can be clearly seen, for results were obtained immediately at the starting line and no elaborate, high-power P.A. system was required.

The services of these Hams were gladly donated free of charge, a characteristic of most amateurs. There were several other amateurs present, as well as a few Ham aspirants (SWL's).—*Tony R. Smolar, R.F.D. No. 2, Box 21-M, New Brunswick, N. J.*

# UNUSUAL CHRISTMAS GIFTS



**U. S. ARMY SIGNAL CORPS LAMPS**

The lamp of 100 uses

Scout Signalling  
Night Bowling Alleys  
Trailer Lamp  
Night Motor Boat Races  
Auto. Truck and Trailer Camps  
Tractor Light  
Camp Light  
Barnyard Lighting  
Night Fishing  
Radio Shaeks  
Bungalows  
Picnics, etc.



Scouts Signalling


Large size—12½" wide, 5¾" deep, 1½" high including socket, fitted with 10" silver plated reflector (no glass, nothing to break), packed in portable wooden carrying case, with hinged cover, hamp and handles. Every case contains weatherproof extension cord and plug, 2 extra bulbs, telegraph signalling key and 16 page U.S. Army Instruction Manual. Shipping weight 18 lbs. Price . . . . . **\$2.50**  
(Cost the Government about \$25.00) F.O.B. N. Y.

Large lamp, with bulb, but without case and extra fittings. Price . . . . . **\$1.50** F.O.B. N. Y.  
Small size—6" wide, 5" deep, 10¾" high including socket. Lamp furnished with 6 volt bulb for A.C. current. One extra bulb furnished free. Additional bulbs, 15c each. Packed in a corrugated carton. Shipping weight 2 lbs. Price . . . . . **\$1.00**  
(Cost the Government about \$10.00) F.O.B. N. Y.

These lamps will make an attractive souvenir of the World War for your Club, Motor Boat, House, Den, Radio Shack or Country Home. They will also be an acceptable gift to any of your friends.

# A Slide Rule Everyone Will Prize PRACTICAL, EDUCATIONAL, TIME SAVER

Features: Nickel Silver framed indicator with integral friction springs. Scales calibrated directly on well-seasoned wood. Retains accuracy regardless of temperature or humidity changes. Clear plastic cover. Scales clearly printed on reverse side of rule for ready reference or teaching. Each rule with a durable pocket carrying case for convenience and protection.



We offer an eight inch, white wood, accurate slide rule with A, B, C, D, Ct and K Scales, a 20-page Book of Instructions, How to Use a Slide Rule, a 36-page Book of 300 Examples and Answers, a two-toned Facsimile of the Declaration of Independence, suitable for framing, and an 8-page catalog illustrating and describing indoor games and many unusual items, all five prepaid anywhere in the United States and Canada for . . . . . **50c**



## STURDY BINDERS

for any size magazines. Covered with black corrugated fabricoid. Has two stamped metal ends with 12 Spring Wire separators. Magazines can be inserted and removed in a jiffy. 12½"x9¾" fits R.&T. Radio News, etc. . . . . **80c**  
10½"x7" fits Popular Mechanics, etc. . . . . **70c**  
8¾"x5¾" fits Readers Digest, etc. . . . . **60c**

# BEAUTIFUL CHRISTMAS CARDS at Wholesale Prices

**21** Assorted Old English color print and engraved cards with envelopes to match, packed in attractive Holiday boxes, parcel post prepaid in U.S. and Canada.

Guaranteed to please or money back.

(Retail Value \$2.10) Your Cost **75c**

Send for catalog containing full descriptions of these and many other interesting items.

# GOLD SHIELD PRODUCTS

Dept. RT-1-9 350 Greenwich St. New York



# NEW RADIO APPARATUS

## Crystal Microphones



● THE new crystal microphones which are wide range, multi-unit, pressure operated devices of modern design, having an output level of -56 db. are the Astatic models MU-2 and MU-4. The MU-2 has two double diaphragm, yoke-driven crystal units using four diaphragms. The MU-4 assembly employs four units using eight diaphragms and is characterized by smoother response. Both models are furnished standard with 25 ft. single-wire shielded cable and three-prong socket connector. Extremely small losses in

level are encountered when long cables are used, with no frequency discrimination being encountered.

Mechanical construction is such that acoustic over-loading is entirely eliminated. The self-locking, tilting head swings through an angle of 70 degrees to aid in obtaining better pickup. Noise from mechanical vibrations are minimized through the use of a special floating interior suspension of the crystal units.

## Miniature Receivers



● A SERIES of eight powerful, 2-band miniature radios, housed in molded plastic cabinets and named "Little Nipper" after the famous Victor Dog, has been announced by RCA-Victor.

Cabinets available in 6 color combinations, measure 8 inches wide, 4 7/8 inches high and 4 1/2 inches deep. Features include AC-DC operation, five Metal Tubes, electro-dynamic speaker, automatic volume control, and built-in antenna.

The tiny sets cover the 49-meter foreign short-wave band in addition to the domestic band and police, aviation and amateur calls. All bands are covered on a single compact dial.

## 1 1/2 Volt Battery Super



● A NEW 1 1/2 volt radio which features extremely low battery drain without sacrificing power, distance, or tone quality is one of the latest models offered by Allied Radio Corporation. Designed to meet the demand of rural areas for low-cost, economical radio

reception, the Knight 4 uses the latest type low-drain 1 1/2 volt tubes.

The entire set has an "A" drain of only 2 amp., and a "B" drain of only 8 milliamperes. It operates from standard 1 1/2 volt "A" batteries and 45 volt "B" batteries.

The receiver is available in a special cabinet which will conveniently hold the "AB" power pack or standard batteries.

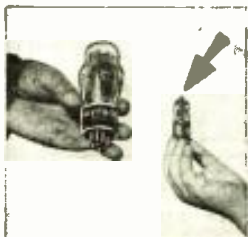
## Latest Communication Receivers

● A NEWLY published folder describing five communication receivers has been issued by the E. M. Sargent Company. The line includes a new



superhet, the model 51, using ten tubes but equivalent in performance to a thirteen-tube job. The circuit uses regenerative input and has numerous other desirable features. Picture of this set appears herewith. It has shadow tuning, hand-spread, C-W pitch control, R.F. and Det. panel trimmers, break-in switch, etc. Also in the line are a 5-tube superhet which tunes from 9 1/2 to 550 meters; an all-purpose receiver for yachts and small boats; an exceptionally rugged communication type receiver; and a three range receiver especially designed for radio operators. It is interesting to note that one of these receivers was used on Pitcairn Island, which has kept in touch with stations 8000 miles away in time of emergency. The "operator's receiver" has a range from 9 1/2 to 20,000 meters, the widest range that has as yet been afforded in a commercially built job. In addition, it has a separate hand-spread dial which is calibrated for 18, 24, 27 and 36 meter ship bands and 20, 40 and 75 meter amateur bands. This particular model includes a sharply tuned R.F. stage, regenerative detector and two audio stages. It is said to be exceptionally good on weak C.W.

## New Miniature Tubes



Standard Tube at Left.

● TINY tubes which operate on 1.4 volts and 70 ma. in the filament have just been announced by the Hytronic Laboratories. These tubes measure but 1 1/8" from the top of the glass envelope to the bottom of the base, and the hull is but 9/16 of an inch in diameter—or about as thin as your little finger. Primarily designed for use

in hearing aids, it is also foreseen that they will be applicable to military and police work, for they make possible extremely small and light radio receivers. Among the tubes now included in the line are R.F. oscillator or A.F. power output triode; A.F. interstage or output amplifier pentode; and power output pentode.

## New C-R Television Tubes



"Mono-cope" which produces a video signal from a test pattern built into the tube, and is used for testing and demonstrating television receivers.

● FOUR new cathode-ray tubes for amateur and experimental use in television have just been made available by the RCA Manufacturing Co. These include two white phosphor "Kinescopes"—one with 3-inch and the other with 5-inch screen; and a 5-inch screen model using green phosphor. All are of the medium-persistence type. In addition, there is a

## For Night Listeners

● A NEW luminous paint, to be used for marking dials and indicators for "night owls" radio sets, is being produced by the Eastern Mfg. Co. This affords the advantage that a set may be operated in a dark room with all the tuning controls purely visible and without the need of a pilot light. As many communications receivers are provided with external dials that are not illuminated, this should come in very handy for the man who loves to sit up until the wee small hours listening to the "sigs" of some transmitter thousands of miles away.

## BOOK REVIEW

ELECTROLYTIC CAPACITORS by Paul McKnight Deeley. Size 7" x 5 1/4"; 270 pages, plus index; illustrated. Published by The Cornell-Dubilier Electric Corp., South Plainfield, N. J.

Mr. Deeley, who is a practical man in the electrolytic condenser field, bases his work on his years of experience in making laboratory investigations. While the book does not disclose various manufacturers' trade secrets, it is an excellent discussion on the principles involved in making wet and dry electrolytic capacitors. The final chapter contains much useful information, such as the measurement of peak voltages, specific resistivities of electrolytes, radio and audio frequency impedance of electrolytic capacitors, and means for conducting life tests. This chapter also includes a number of tables useful to those engaged in working with, or manufacturing and designing electrolytic condensers.

# LEARN TELEVISION NOW

## BIG NEW FIELD

—Huge Developments Now Starting



"Television ready for home," says radio Executive, Transmitters to blanket the country—televised movies of Hollywood Stars . . . to invade homes soon. Learn all about the revolutionary changes, the new opportunities for trained men. Get the latest startling facts that stagger the imagination.

Just Think What it Means  
**PRIZE FIGHTS, FOOTBALL  
Baseball, Movies, etc., Right  
IN YOUR OWN HOME**

Get ready now to Cash in Big as television sweeps the country. Hundreds of men now successful in good pay jobs after training under direction of S. Q. Noel, President, and C. E. Salzer, Chief Engineer.



# 10 LESSONS

Sent to You on 5 Days'  
**FREE TRIAL**

Send No Money—Pay No C. O. D.

Write today and my 10 lessons (fully illustrated with over 150 Pictures, charts, tables, diagrams) will be mailed you immediately FREE and post-paid for 5 days' trial. Examine the lessons, study them, see how each lesson is filled with facts. Interesting, easy to grasp, things you will be amazed to know, learn all these 10 lessons reach you, —then, if you are not delighted return the lessons within five days and pay nothing. Or, keep these 10 lessons and pay only 10 cents each for them. You have everything to gain and nothing to lose, so write for your 10 lessons on free trial today—now—while this low introductory price offer lasts. S. Q. Noel, President, UNIVERSAL TELEVISION SYSTEM of Training, Box 601-E, Kansas City, Mo.

## MAIL COUPON

S. Q. NOEL, President  
UNIVERSAL TELEVISION SYSTEM  
of Training, Box 601-E, Kansas City, Mo.

You may send me promptly your new 10 LESSONS IN TELEVISION postpaid for FIVE DAYS' FREE TRIAL. After free examination I'll decide within five days to either return them and I'll owe you nothing, or, keep them and pay your low introductory price.


Name .....

Address .....

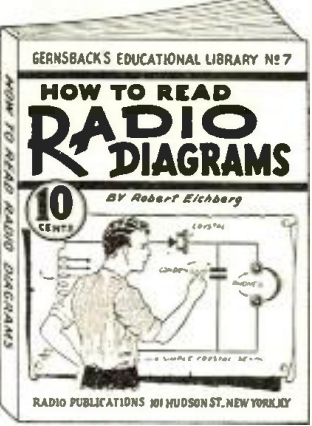
City ..... State .....

# FOUR NEW 10¢ RADIO BOOKS

**RADIO FANS EVERYWHERE**—these little ten cent text books give you an excellent foundation for the study of radio. They are clearly written, profusely illustrated and contain over 15,000 words in each book. You'll be amazed at the wealth of information these volumes have. They are handy for review or reference books.



**FAMOUS GERNSBACK EDUCATIONAL LIBRARY**  
**ADDS FOUR NEW BOOKS!**




**NO. 5—BEGINNERS' RADIO DICTIONARY**  
 Are you puzzled by radio language? Can you define frequency? Kilocycle? Tetrode? Screen grid? Baffle? If you cannot define these very common radio words and dozens of other, more technical, terms used in all radio magazines and instruction books, you need this book in your library. It's as modern as tomorrow—right up to the minute. It tells you in simple language just what the words that puzzle you really mean. You cannot fully understand the articles you read unless you know what radio terms mean. This is the book that explains the meanings to you. Can you afford to be without it, even one day longer?

**NO. 7—HOW TO READ RADIO DIAGRAMS**  
 All of the symbols commonly used in radio diagrams are presented in this book, together with pictures of the apparatus they represent and explanations giving an easy method to memorize them. This book, by Robert Eitelberg, the well-known radio writer and member of the editorial staff of RADIO-CRAFT magazine, also contains two dozen picture wiring diagrams and two dozen schematic diagrams of simple radio sets that you can build. Every diagram is completely explained in language which is easily understood by the radio beginner. More advanced radio men will be interested in learning the derivation of diagrams, and the many other interesting facts which this book contains.



**WIN \$10**  
 by suggesting a title for a new Gernsback book! Each of these books gives full details.  
**PRIZE WINNERS**  
**ALFRED CETTIE**  
 Seattle, Wash.  
 Title: ALL ABOUT AERIALS, Book 4  
**RUDY RUZICKA**  
 St. Louis, Mo.  
 Title: BEGINNERS' RADIO DICTIONARY, Book 5  
**KENNETH WARNER**  
 Burbank, Ohio  
 Title: HOW TO READ RADIO DIAGRAMS, Book 7  
**CLYDE SORRELL**  
 Rockyford, Colo.  
 Title: RADIO FOR BEGINNERS, Book 8



**NO. 6—HOW TO HAVE FUN WITH RADIO**  
 Stunts for parties, practical jokes, scientific experiments and other amusements which can be done with your radio set are explained in this fascinating volume. It tells how to make a newspaper talk—how to produce silent music for dances—how to make visible music—how to make a "silent radio" unit, usable by the deafened—how to make toys which dance to radio music—sixteen clever and amusing stunts in all. Any of these can be done by the novice, and most of them require no more equipment than can be found in the average home. Endless hours of added entertainment will be yours if you follow the instructions given in this lavishly illustrated book.

**NO. 8—RADIO FOR BEGINNERS**  
 Hugo Gernsback, the internationally famous radio Pioneer, author and editor, whose magazines, RADIO & TELEVISION and RADIO-CRAFT are read by millions, scores another triumph with this new book. Any beginner who reads it will get a thorough ground work in radio theory, clearly explained in simple language, and through the use of many illustrations. Analogies are used to make the mysteries of radio as clear as "2+2 is 4". It also contains diagrams and instructions for building simple radio sets, suitable for the novice. If you want to know how transmitters and receivers work, how radio waves traverse space, and dozens of other interesting facts about this most modern means of communication, this is the book for you!

**Other Titles in This Series!**  
 Four other volumes in this ten-cent radio book series—each on a popular subject—are available. The titles are:  
 No. 1—HOW TO BUILD 4 DOERLE SHORT-WAVE SETS  
 No. 2—HOW TO MAKE THE MOST POPULAR ALL-WAVE 1- AND 2-TUBE RECEIVERS  
 No. 3—ALTERNATING CURRENT FOR BEGINNERS  
 No. 4—ALL ABOUT AERIALS  
**BOOKS ARE ALL UNIFORM**  
 Every book in the GERNSBACK EDUCATIONAL LIBRARY has 32 pages—with illustrations varying from 30 to 66 in number. Each title volume contains over 15,000 words. Positively radio's greatest book buys! If you do not think these books worth the price asked, return them in 24 hours and your money will be instantly refunded.

**RADIO PUBLICATIONS**  
 101 HUDSON STREET NEW YORK, N. Y.

**MAIL COUPON TODAY!!**

RADIO PUBLICATIONS, Dept. R&T-1-39  
 101 HUDSON STREET, NEW YORK, N. Y.

Gentlemen: Please send immediately, POSTPAID, the book numbers circled below. I am enclosing....cents —each book being 10c.

1 2 3 4 5 6 7 8

Send FREE listing of 48 new 10c publications.

Name .....

Address .....

City .....

State .....

Remit by check or money order—register letter if you send cash or unused U. S. postage stamps.


**Recorded Code Course**  
 ● THREE phonograph records comprise the new Ralston Radio Code Course. Each side contains between six and three-quarters and seven minutes of instruction, because the lessons have been recorded at 160 lines per inch. Each lesson has been divided into sections, with a separate stop line and automatic feed line at the beginning and end. Any phonograph using a medium tone needle will reproduce these records.

**New "Marine" Transmitters**  
 ● FOUR new phone and c.w. transmitters, rated at 150, 300, 500 and 800 watts have just been announced by the Marine Radio Corp. The transmitters proper are mounted in dual wall type cabinets and the high gain speech amplifier is furnished in a separate cabinet for desk mounting.  
 All units are of ample rating and will not overload or cause loss of stability even when operated at their maximum rated output, nor will distortion occur in the audio channels.  
 The standard transmitters will operate on frequencies from 1.6 to 30 mc., and other frequency ranges are obtainable on special order. The manual frequency change control is a single handle on the front panel, the transmitters being built for operation on 1 to 6 predetermined frequencies, as ordered. Optional added equipment includes automatic frequency change control (either panel or remote) with all circuits pretuned to specified frequencies. Quartz crystals are used for frequency control.  
 Modulation is high level Class B, capable of 100% modulation, at which the amplitude distortion is less than 5%. The A.F. response is virtually flat from 50 to 10,000 cycles, plus or minus 1.5 db. The set includes a C-R modulation indicator with a 3" screen, upon which both the trapezoidal and modulation type of figure may be produced.  
 Power is taken from 115 or 230 volt, single-phase 50/60 cycle lines, and a panel-controlled autoformer is provided to compensate for variations in line voltage. Special voltages may be provided for on special order. A master switch removes all plate voltages while frequency is being changed, and all components are protected with fuses and fast acting relays. Keying is done in the cathode circuit.



**New Ham Catalog**  
 ● A NEW 72-page catalog, published by The Radio Shack Corporation, specializes in amateur communication supplies, sound systems and service parts. The catalog contains a complete variety of apparatus, together with net prices. Parts listed are of standard manufacture and range all the way from such simple gadgets as pilot lights and switches to complete receivers, recorders, playbacks and test equipment. The company offers an interesting time-payment plan to those who make purchases in excess of \$30.00.

**"Builder's Handbook" For Beginners**  
 ● TO help novice radio builders, experimenters, and future amateurs, the engineering staff of Allied Radio Corp., has prepared a new and different "Builder's Handbook." All radio fundamentals are covered in a simplified, practical manner. This booklet tells how to select suitable circuits, read schematic diagrams, lay out and punch chassis bases and panels, correctly place and wire radio parts, and efficiently operate receivers and transmitters. It includes tube socket data, coil-winding information and other charts, as well as many diagrams and parts lists of beginner sets, transmitter, fence control, photo-electric relay, etc. Size: 8 1/2 x 11 inches. Forty pages, illustrated. Supplied for 10 cents to cover mailing charge. Ask for bulletin No. 9-A, Service Dept., RADIO & TELEVISION, 99 Hudson St., New York City.



# TELEVISION— Tomorrow's Big Opportunity

William Dubilier

(Continued from page 517)

who, using screws, nails, corks, wire, plate glass and foil, plus a few tools—had built sufficient equipment for a widespread network of radio-communication. Today there are more than 49,000 such amateurs in the United States. The present rapid development of ultra-short waves and television is principally the result of their work.

The achievements of these amateurs frequently go far beyond the world of the leading radio engineers of Europe. Ten years ago a well-known European engineer, president of the greatest engineering organization in Europe and an official of one of the largest corporations, during a visit to this country ridiculed the reports which occasionally appeared in American newspapers and magazines of school boys communicating thousands of miles with "home-made" apparatus. He maintained that amateurs could not possibly do what his vast organization with unlimited funds and resources had been unable to accomplish.

When he was taken to a Brooklyn home to listen to a high school boy communicate with another boy more than 1000 miles away with short wave equipment costing about \$50, he labeled the demonstration a hoax, insisting that the unseen broadcaster must be just around the corner. In the greatest radio centers in Europe, equipment costing hundreds of thousands of dollars and occupying large buildings would be necessary to do the same thing, he explained.

To prove the authenticity of the demonstration to him, it was arranged that his ambassador in Washington should have the other amateur's home visited by the nearest consul, who would exchange a code message with the engineer through the "home-made" short wave equipment. The experiment was completely successful, and the engineer agreed that, however fantastic it seemed, the feat must be authentic.


When the writer discussed the experiment with him again several months later in Europe, he related sadly that when he had described it before a leading engineers' society he had been denounced for being "so easily fooled by the American fakers." European companies consistently refused to accept the findings of "hams," and not until years later did their engineers rediscover the short-wave achievements of American amateurs.

Communication probably is the greatest single factor in the advancement of civilization. Countries covering vast areas such as the United States with distributed populations in isolated spots benefit the most. The news broadcasts during the recent European war crisis proved dramatically that radio is the most outstanding and important means of transmitting intelligence. It safely can be said that newspapers and periodicals have become a secondary system for distributing news quickly. During the German-Czech crisis, 26,000,000 American homes having radios received news flashes, many of them coming directly from European capitals, every fifteen minutes. It was hours, sometimes days, before newspapers were able to give the same news.

Because of the acute and critical political situation abroad, the control of all radio has been jealously watched by government officials. In some countries, arrangements have been completed for the manufacture of special attachments for connecting all

(Continued on following page)

## These 2 Receivers are STAND-OUTS



**Streamliner '39** We believe this set to be the greatest money value ever offered in a communication-type receiver. Check these features with those found in other low priced sets:


- "Hot" on 10 Meters
- Tunes 9.5-550 Mtrs
- 4 Tuning Bands
- Individual Coils
- Illuminated Dial
- Vernier Tuning
- C.W. Oscillator
- AVC Switch
- Phone Jack
- Jensen Speaker
- Built-in Power Supply
- 5 Tube Receiver

and, most important of all:

### 2 STAGES OF I.F. AMPLIFICATION

Net Price ..... **\$33.90**

Includes speaker, power, R.C.A. tubes. Nothing else to buy. Also available for 6 volt battery operation, slightly higher price.



### 9.5 to 20,000 Meters

**Model 11** For the C.W. operator. Tuned R.F. with regeneration—still the best C.W. circuit in the opinion of many experienced operators in position to know. Built to 1939 standards with coil switching, band spread, calibrated dial, all other important features. No tube hiss or "images". Gets those weak C.W. signals that are lost in tube noise on larger sets. Available in all A.C., D.C. and battery voltages. 3 tuning ranges. A pleasant receiver to operate, ruggedly built from best obtainable parts, easy to tune, flexible, sensitive, selective.

### Net Prices—A.C. Models

Model 11-AA, 9.5-550 meters.....\$52.00  
Model 11-MA, 9.5-3750 meters.....\$57.00  
Model 11-UA, 9.5-20,000 meters.....\$77.00  
Immediate Delivery. Prices include power supply, speaker and RCA tubes.

**E. M. SARGENT CO.**

212 9th St. Oakland, Calif.


SEND TODAY FOR  
THIS CATALOG

**FREE! 1939 Catalog**  
of Public Address, Radio Service,  
and Amateur Equipment

Brings you up-to-date on the new things for 1939. Many "just-out" items you'll want to know about. Nationally Advertised Lines sold on our Liberal Easy Payment Terms and backed by our famous guarantee ready for mailing—Where shall we send it? Ask for Catalog No. 8132. Address: **Personal Service Dept., SEARS, ROEBUCK and CO., Chicago, Ill.**



**SEARS**  
ROEBUCK AND CO.



## The 1 and ONLY

### SHORT WAVE COIL DATA BOOK

Every experimenter knows that the difference between a good and a poor radio set is usually found in the construction of short-wave coils. Coil winding information is vitally important and in give instructions on how to wind coils, dimensions, sizes of wire, curves and how to plot them. Every experimenter needs this book—it also contains complete data on all types of receiving coils, together with many valuable circuits using these coils. Also complete data on various types of transmitting coils with many transmitting circuits such as exciters and amplifiers using the various coils described.

#### Contents Briefly Outlined

- S-W Tuning Inductance Charts • Coil Data for T. R. F. Receivers • One Tube Oscillodyne • Two Tube Bandspreader • The Mono-Coil • 2-Tube Old Reliable • 2-Tube Globe Trotter • 2 Winding Coils—10-500 Meters • Double 3-Tube "Signal Gripper" • Electrified • 3-Tube Bandspreader for the Ham • General Coverage Coils on Ribbed Form • Coil Data for Superhet or S-W Converter • Experimental Coils • Switch Coils for S-W Superhets • Experimental Coils • S-W Antenna Tuner • Most Popular S-W Tuning Circuits Described • All Band Antenna Tuner for Transmitting • Plug-in Coils for Exciters • Frequency-Wavelength Conversion Chart.

### PRICE 25c PREPAID

For a copy of this handy book, send 25c in U.S. Coin or stamps to

**RADIO PUBLICATIONS**  
97 HUDSON STREET NEW YORK, N. Y.

# All about the SHORT WAVE LEAGUE

## A FEW WORDS AS TO THE PURPOSE OF THE LEAGUE

The SHORT WAVE LEAGUE was founded in 1930. Honorary Directors are as follows:


Dr. Lee de Forest, John L. Reinartz, D. E. Replogle, Hollis Baird, E. T. Somerset, Baron Manfred von Ardenne, Hugo Gernsback, Executive Secretary.

The SHORT WAVE LEAGUE is a scientific membership organization for the promotion of the short wave art. There are no dues, no fees, no initiations, in connection with the LEAGUE. No one makes any money from it; no one derives any salary. The only income which the LEAGUE has is from its short wave essentials. A pamphlet setting forth the LEAGUE'S numerous aspirations and purposes will be sent to anyone on receipt of a 3c stamp to cover postage.

## FREE MEMBERSHIP CERTIFICATE

As soon as you are enrolled as a member, a beautiful certificate with the LEAGUE'S seal will be sent to you, provided 10c in stamps or coin is sent for mailing charges.

Members are entitled to preferential discounts when buying radio merchandise from numerous firms who have agreed to allow lower prices to all SHORT WAVE LEAGUE members.



If you wish your name engraved on the Free membership certificate, as illustrated above, please send 25c to cover cost.

SHORT WAVE ESSENTIALS LISTED IN OPPOSITE COLUMN SOLD ONLY TO SHORT WAVE LEAGUE MEMBERS

They cannot be bought by anyone unless he has already enrolled as one of the members of the SHORT WAVE LEAGUE or signs the blank below (which automatically enrolls him as a member, always provided that he is a short wave experimenter, a short wave fan, radio engineer, radio student, etc.).

Inasmuch as the LEAGUE is international, it makes no difference whether you are a citizen of the United States or any other country. The LEAGUE is open to all.

## Application for Membership SHORT WAVE LEAGUE

SHORT WAVE LEAGUE 1-39  
99-101 Hudson Street, New York, N. Y.

I, the undersigned, herewith desire to apply for membership in the SHORT WAVE LEAGUE. In joining the LEAGUE I understand that I am not assessed for membership and that there are no dues and no fees of any kind. I pledge myself to abide by all the rules and regulations of the SHORT WAVE LEAGUE, which rules you are to send to me on receipt of this application.

I consider myself belonging to the following class (put an X in correct space): Short Wave Experimenter  Short Wave Fan  Radio Engineer  Student

I own the following radio equipment:

Transmitting .....

Call Letters .....

Receiving .....

Name .....

Address .....

City and State .....

Country .....

I enclose 10c for postage and handling for my Membership Certificate.

home radio sets with telephone and electric light wires, eliminating the use of aerials and thus the possibility of receiving broadcasts from foreign countries. According to present plans, these would be widely distributed in time of war. Such a system immediately would transform all broadcasting into a carrier current system.

Modern radio has been made possible largely by two developments: the radio tube and the condenser. The writer is proud to have been able to contribute to the development of the latter and therefore to have participated in such an important contribution to humanity.

## New Television Apparatus

(Continued from page 525)

geared up to take care of a heavy and growing demand.

The present Du Mont sight-and-sound receiver is a table model not much larger than a really good table model radio.

## World S-W Stations


(Continued from page 540)

- 6.060 W3XAU PHILADELPHIA, PA., 49.5 m. Relays WCAU Tues., Fri., Sun. 12 n.-11 pm.; Wed. 12 n.-9 pm.
- 6.057 ZHJ PENANG, FED. MALAY STATES, 49.51 m. 6.40-8.40 am., except Sun., also Sat. 11 pm.-1 am.
- 6.054 HJ6ABA PEREIRA, COL., 49.52 m. 9.30 am.-12 n., 6.30-10 pm.
- 6.050 GSA DAVENTRY, ENGLAND, 49.59 m., 12.20-4, 4.15-6 pm.
- 6.050 HPSF COLON, PAN., 49.59 m., Addr. Carlon Hotel. Irregular.
- 6.045 XETW TAMPICO, MEXICO, 49.6 m. Irregular 7-11 pm.
- 6.042 HJ1ABG BARRANQUILLA, COL., 49.65 m., Addr. Emisora Atlantico. 11 am.-11 pm.; Sun. 11 am.-8 pm.
- 6.040 W4X8 MIAMI BEACH, FLA., 49.65 m. 1-3 pm., 9 pm.-12 m. Relays WIOD.
- 6.040 W1XAL BOSTON, MASS., 49.65 m., Addr. University Club. Irregular.
- 6.033 HPSB PANAMA CITY, PAN., 49.75 m., Addr. P. O. Box 910. 9.30 am.-1 pm., 5-10 pm.
- 6.030 VE9CA CALGARY, ALTA, CAN., 49.75 m. Thur. 9 am.-1 am.; Sun. 12 n.-12 m.
- 6.030 OLR2B PRAGUE, CZECHOSLOVAKIA, 49.75 m. (See 11.875 mc.) Off the air at present.
- 6.023 XEUW VERA CRUZ, MEX., 49.82 m., Addr. Av. Independencia 98. 8 pm.-12.30 am.
- 6.020 DJC BERLIN, GERMANY, 49.83 m., Addr. (See 6.079 mc.) 10.40 am.-4.30 pm.
- 6.017 H13U SANTIAGO DE LOS CABALLEROS D. R., 49.85 m. 7.30-9 am., 12 n.-2 pm., 5-7 pm., 8-9.30 pm.; Sun. 12.30-2, 5-6 pm.
- 6.015 PRA8 PERNAMBUCO, BRAZIL, 49.84 m., Radio Club of Pernambuco, 6-9 pm.
- 6.012 ZHP SINGAPORE, MALAYA, 49.89 m. 5.40-9.40 am., irregular.
- 6.010 OLR2A PRAGUE, CZECHOSLOVAKIA, 49.92 m., Addr. (See OLR, 11.84 mc.) Off the air at present.
- 6.010 COCO HAVANA, CUBA, 49.92 m., Addr. P. O. Box 98. Daily 7.55 am.-12 m., Sun. until 11 pm.
- 6.010 VK9MI S. S. KANIMBLA, 49.92 m. (Travels between Australia and New Zealand). Sun., Wed., Thurs. 6.55-7.30 am.
- 6.010 CJCX SYDNEY, NOVA SCOTIA, 49.92 m., Relays CJCX 7 am.-1 pm., 4-8 pm.
- 6.007 ZRH ROBERTS HEIGHTS, S. AFRICA, 49.94 m., Addr. (See ZRK, 9.606 mc.) Daily exc. Sun. 10 am.-3.30 pm.; Sun. 9 am.-12 n., 12.15-3.15 pm. Daily exc. Sat. 11.45 pm.-12.50 am.

(Continued on page 576)

## Accessories for Members of the SHORT WAVE LEAGUE

Every member of the SHORT WAVE LEAGUE wants to identify himself in some way. For your convenience the League directors have prepared suitable letterheads, label buttons, stickers, etc. In addition there are many short-wave accessories, such as maps, globes, etc., which the League offers only to members at special prices. Take your choice from this advertisement. THESE ESSENTIALS ARE SOLD ONLY TO LEAGUE MEMBERS.



### LEAGUE LETTERHEADS

A beautiful, official letterhead has been designed for members' correspondence. The letterhead is invaluable when it becomes necessary to deal with the radio industry, mail order houses and radio manufacturers, as many houses offer members of the LEAGUE preferential discount. The letterhead is also absolutely essential when writing for verification to radio stations either here or abroad. It automatically gives you a professional standing.

A—SHORT WAVE LEAGUE letterheads. 50c per 100

A—50c per 100

### WORLD GLOBE

This important essential is an ornament for every den or study. It is a globe, 6 in. in diameter, printed in fifteen colors, glazed in such a way that it can be washed. This globe helps you to intelligently log foreign stations. The base is of solid walnut, and the semi-meridian of a nickel-like metal. Entire device substantially made, and will give an attractive appearance to every station, emphasizing the long-distance work of the operator.



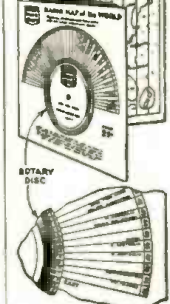
D—Globe of the World 89c

..... Prepaid

D—89c each

### SHORT WAVE MAP OF THE WORLD

This beautiful map, measuring 18x26 in. and printed in 18 colors is indispensable when hung in sight or pinned "under the glass" on the table or wall of the short wave enthusiast. It contains a wealth of information such as distances to all parts of the world, political nature of the country in which a broadcast station is located, etc., and from the manner in which the map is blocked off gives the time in different parts of the world at a glance.



F—SHORT WAVE Map of the World..... Prepaid 25c

### WORLD RADIO MAP AND STATION FINDER

The finest device of its kind published. The world's map on heavy board is divided into 23 sections, white and tan, and shows you immediately the exact time in any foreign country. Invaluable in logging foreign stations. Also gives call letters assigned to all nations. Size 11"x22".

C—Radio Map of the World and Station Finder. 25c

..... Prepaid

### LEAGUE LAPEL BUTTON



E—35c each

This beautiful button is made in hard enamel in four colors, red, white, blue and gold. It measures three quarters of an inch in diameter. By wearing this button, other members will recognize you and it will give you a professional air. Made in bronze, gold filled, not plated. Must be seen to be appreciated.

E—SHORT WAVE LEAGUE lapel button 35c

..... Prepaid

EE—SHORT WAVE LEAGUE lapel button, like the one described above but in gold filled, not plated. Must be seen to be appreciated. \$2.00

..... Prepaid

### SHORT WAVE LEAGUE

99-101 Hudson St., New York, N. Y.

SHORT WAVE LEAGUE 1-39

99-101 Hudson Street, New York, N. Y.

Gentlemen:

I am a member of the SHORT WAVE LEAGUE

Please send me application for membership in the SHORT WAVE LEAGUE

Please send me the following short wave essentials as listed in this advertisement:

.....

.....

for which I enclose \$..... herewith.

Name .....

Address .....

City and State .....

Country .....

(The LEAGUE accepts membership orders in new U. S. Stamps in any denomination. Register cash and stamps.)

# FLASH! EXTRA! FIPS Returns!

● WAY back in 1908 when radio still was known as *wireless*, there burst into bloom one day in MODERN ELECTRICS—(the pioneer radio publication of the world, and then published by Hugo Gernsback, publisher and Editor-in-Chief of RADIO & TELEVISION)—one lusty and irresponsible young character by the euphonious name of *Fips*. His full name, if you please, was and still is Mohammed Ulysses Fips, Chief Office Boy of the first radio magazine that the world had ever seen.


Fips vented his sulphuric and incredible fulminations for many years through the pages of MODERN ELECTRICS, insulting everybody, big and little, from right to left, and having a merry time of it all.

Suddenly he disappeared! For some 25 years, we understand, he roamed the space between the earth and the planet Mars on which he now makes his abode.

RADIO & TELEVISION by special interplanetary short-wave radio communication will chronicle Fips' radio adventures on Mars! It's all vastly exciting—and if you think that our present radio is wonderful, wait till you see what is going on on Mars!

Below is a sample of Fips' page as it appeared originally in MODERN ELECTRICS. Each new installment will be a riot. Be sure you reserve your copy of RADIO & TELEVISION at your newsdealer NOW.

*Hundreds of VALUES!*



**SEND FOR WARDS 1939 RADIO CATALOG FREE!**

You can't go wrong when you buy from Wards. Only the highest quality equipment can measure up to Wards rigid standards, and every article in Wards complete catalog is offered at "rock bottom" prices. Not only do you save money but you can pay for your equipment "As you use it" on Wards liberal Time Payment Plan. Highest Quality. Lowest Prices. Time Payments. Satisfaction or Your Money Back—all these are yours when you buy from Wards. Send for your copy of Wards 1939 Radio Catalog today!

**LOWEST PRICES**  
EVERYTHING SOLD ON TIME PAYMENTS

- \*Nationally Advertised Standard Merchandise
- \*Amateur Transmitters, Receivers and Parts
- \*Service Men's Test Instruments and Equipment of All Types
- \*Inter-Office Communications Systems

**MONTGOMERY WARD**  
"9 GREAT MAIL ORDER HOUSES, 580 RETAIL STORES"

**FREE! MAIL THIS COUPON NOW**

Montgomery Ward & Co.  
Dept SW-22 Chicago, U.S.A.  
Please send me Wards 1939 Radio Catalog at once.

Name .....

Address .....

City .....

State .....

**BE IN STYLE—WITH A RADIOCRAFTER DIAL**

Nickel Silver Disc. Hairline Pointer. Positive Friction Drive.  
4" Vernier Dial, Net. Less Knobs ..... \$1.20  
No. free, change removing name from knob, as with plain dials.  
2 3/4" Vernier Dial, Net. Less Knobs ..... .90c  
1 1/2" Bakelite Knob ..... 15c  
At Your Jobber or Direct.  
Catalog Free. Complete line modern, low-cost dials & knobs.

**N. E. RADIOCRAFTERS**  
1156 COMMONWEALTH AVE.  
BROOKLINE, MASS.

**luminous paint**

**IT SHINES IN THE DARK for your SAFETY - CONVENIENCE - ECONOMY**

It illuminates keyholes, wall switches, fence posts, hand rails. By applying Luminous Paint in place of night lights, you eliminate waste in electricity. Contains no harmful ingredients.  
Send 10c for a liberal quantity of Luminous Paint and a list of 50 useful applications.

**EASTERN MFG. CO.**  
DEPT. 1R1, 183 POWELL ST., BROOKLYN, N. Y.

**SPECIAL EXTRA**

## The Wireless Screech

OUR MOTTO .....

THE ETHER: TRANSPARENT OPAQUE AT NIGHT

No. 24 1/2

FEBRUARY, 1909

Price One Spark

### The Wireless Screech

A Magazine devoted entirely to the Wireless Sparks.

Published when we feel like it, by Interplanetary Wireless Pub. Co.

"Fips" Editor

Subscription price for U. S. and other planets, 10 Sparks, payable in advance.

Forms close the 32d of the month. Advertising rates, none of your business.

The editor is not pleased to receive contributions. He knows it all himself. Only articles accompanied by fat checks considered at all. The editor reserves himself the right to keep the checks and return the articles, if return postage is enclosed.

**SATURNIAN OFFICE:**  
99 Ring Street, Satonia, Sat.

#### EDITORIALS



Of course all our wireless fiends screeched because of our non-appearance last month and we desire to present our deep-felt regrets, but you see even editors may get sore throats.

But the cat is back. Incidentally we might say that we have had a tremendous success with our new paper. We have received about 62,427 1-2 letters so far congratulating us on our noble enterprise. Every mail brings carloads of them, and conditions are so bad that the Editor who fell under a pile of letters recently had to be dug out, which involved the services of six coal shovelers, two mining engineers, a wrecking car and a 5-ton crane. After 20

hours' hard labor he was discovered at the bottom and it took 18 cakes of oxygen to revive him. 89,512 sparks have been received so far for subscriptions.

Success? Well, we should screech.

#### WIRELESS ON MARS.

By Our Martian Correspondent.

Mr Spif Marseroni, the great national wireless scientist, has scored another great triumph. As will be recalled, Martians have been for a long time in the habit of receiving and sending telephone messages, no matter if they were walking in the street or gliding in an aeroplane. In fact, this system is now so popular that the "Interplanetary Remembering Co." has found no trouble whatsoever in getting over 60 million subscribers to their new system. The system is simple enough.

Suppose you are a busy man. During the night you suddenly recall that you must see a certain party to-morrow afternoon, 4 p. m. While you stay in bed you call up the Remembering Co. and tell the operator to call you to-morrow afternoon at 3.30 p. m.

Next day at 3.30 p. m. the little buzzer which you carry in your vest pocket suddenly "goes off" and when you put your pocket phone to the ear a young lady will tell you in a silver voice, that you have to meet a party at 4 p. m. The service of the new company is so efficient that it does not make much difference where you are. The Remembering Co will locate you, whether you are taking a bath, or whether you are napping in a Morris chair in the lobby of an airship.

It will also be recalled that Mr. Marseroni is the inventor of the Telewirltransport. This as will be known, has been considered up to a few days ago, his greatest invention. By means of his system Martians may ride on electric motor roll-

ers, the energy being supplied from a central station wirelessly through the ether. The power on all Martian airships and aeroplanes is furnished wirelessly to them from the same central station to which the users must be subscribers.

Now Mr. Marseroni has succeeded by conveying food through the ether wirelessly for unlimited distances. Already a large syndicate has been formed under name of "Interplanetary Wireless Food Co." to exploit the invention. If you are a subscriber and you are walking in the street, and if it is 12 o'clock noon, your call buzzer suddenly rings. You put the phone to your ear and this may be what you hear:

"Luncheon ready, please. What will you have?"

"Ham sandwich and a glass of milk," you call back.

You then draw your silver case out of your pocket and connect its terminals with your antenna, fastened on your hat. Two seconds later and a ham sandwich has "materialized" in the silver case. The milk is received in the same manner. In fact, Mr. Marseroni has succeeded to send almost anything now from champagne down to lobster salad. The only thing he does not send are onions, as the odor is lost in transmission and an onion without smell is like a river without water.

The process of sending food by wireless is not as difficult as might be thought at first.

The food is passed through "puffers," which blow it to atoms step by step. It is finally reduced so much that its consistency is brought in "balance" with the ether. It is then passed through a system of Leyden jars and sent out in form of ether waves, carrying the infinite minute food particles. The receiving apparatus condenses these particles again and the food appears in its original condition, only far more palatable.

# STOP, LOOK & BUY!

## Rockbottom Prices on Surplus, and Army and Navy Merchandise

When prices are low we buy! They're low now—**LOWER THAN THEY EVER WILL BE**—hence this sale. Most of the merchandise is new—never used; some of it reconditioned. 100% satisfaction on each transaction or your money refunded.


**ORDER FROM THIS PAGE.** Use the convenient coupon below. Be sure to include sufficient extra remittance for parcel post charges, else the order will be shipped express, charges collect. Any excess will be refunded. C.O.D. shipments require a 20% deposit. If full remittance accompanies order deduct 2% discount. Send money order—certified check—new U. S. stamps. No C.O.D. to foreign countries.

**ORDER TODAY QUANTITIES LIMITED QUICK SHIPMENTS ASSURED**

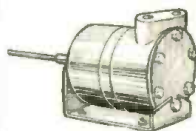
### EDISON 1/50TH H.P. UNIVERSAL MOTOR

Made by Edison Electric Co. for Dictaphone machines. Can be used on 110 volt D.C. or A.C. lines (any frequency on A.C.). Double shaft, 5/16th in. diam. Any speed obtainable with suitable rheostat. Size 9" x 4" high, x 5/8" wide overall. Shp. Wt. 8 1/2 lbs.

ITEM NO. 10  
Your Price ..... **\$2.25**



### NEW FUEL PUMPS



Brown & Sharpe pumps. Brand new; never been used. Can be used for kerosene, oil, kerosene, and other fuels. Not good for water. Takes standard thread 1/4" input and output pipes. Has 1/4" drive shaft. Measures 4 x 3 3/4 x 3 1/4" diam. overall. Shp. wt. 8 1/2 lbs.

ITEM NO. 24  
Your Price ..... **\$4.45**

### WESTERN ELECTRIC BREAST MIKE

A lightweight aircraft-type carbon microphone, with breast plate mounting. Can be adapted for home broadcasting or private communication systems. With cord and plug. Shp. Wt. 4 lbs. (Illustrated at right).

ITEM NO. 14  
Your Price ..... **\$2.45**

Matnavox Anti-Noise Microphone, also good for home broadcasting etc. With cord and plug. Shp. Wt. 2 lbs.

ITEM NO. 15  
Your Price ..... **\$1.80**



### U. S. NAVY BAUSCH & LOMB TELESCOPE



Precision-built for U. S. Navy use as finders on large caliber guns. CAMERA FANS!—USE IT FOR CLOSE-UPS OF DISTANT PICTURES. Optical system comprises 7 lenses and erector and eyepiece. Draw tubes. Object lens 2" variable; eye lens 1 1/2"; exit pupil 0.2" to 0.09"; Angular field 3°30'; power 3 to 10-erect image; cross hairs used. Net wt. 8 lbs. Original cost said to be over \$130. Shp. wt. 10 lbs.

ITEM NO. 25  
Your Price ..... **\$14.95**

## GUARANTEED REBUILT VACUUM CLEANERS

ALL NATIONALLY-KNOWN makes—GUARANTEED FOR 6 MONTHS. All parts, no matter how slightly worn, are replaced with NEW ones;—we supply new bags, new cords, brushes, handles, belts and other parts. Even the chassis itself is replated and polished. We've been selling these rebuilt machines since 1930; all our customers are satisfied, or money back. THERE'S NO GRIEF WITH THESE MACHINES!

**EUREKA NO. 9**—Straight suction. Fixed brush. Pistol grip handle. Switch in handle. Polished, aluminum housing, 13-inch nozzle. Shp. wt., 20 lbs. List Price, \$89.50.

ITEM NO. 26  
Your Price ..... **\$10.48**

**HAMILTON BEACH**—Motor driven brush. Pistol grip handle. Polished aluminum housing, 12-inch nozzle. Switch in handle. Shp. wt., 20 lbs. List price, \$89.50.

ITEM NO. 27  
Your Price ..... **\$13.95**

**HOOVER NO. 105**—Motor driven brush. Foot control switch. Black enameled steel motor housing, 12-inch nozzle. Shp. wt., 24 lbs. List Price, \$85.50.

ITEM NO. 28  
Your Price ..... **\$13.95**



**PREMIER DUPLEX**—Motor driven brush. Pistol grip handle. Switch in handle. Polished aluminum housing, 13-inch nozzle. Ball bearing motor. Shp. wt., 20 lbs. List Price, \$89.50.

ITEM NO. 29  
Your Price ..... **\$16.95**

**ELECTROLUX NO. 11**—Radical design, cylinder type motor. Complete with all attachments. Foot control switch. Has 101 uses; cleaning upholstery, walls, draperies, curtains, mattresses, etc. Shp. wt., 18 lbs. List Price, \$89.75.

ITEM NO. 30  
Your Price ..... **\$16.48**

**HOOVER NO. 700**—Agitator type cleaner. Pistol grip handle. Switch in handle. All high polished aluminum finish. Ball bearing motor. Shp. wt., 25 lbs. List Price, \$79.50.

ITEM NO. 31  
Your Price ..... **\$26.95**

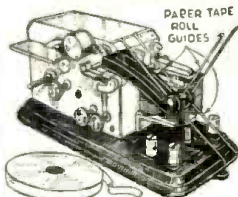
### PORTABLE TELEGRAPH AND BUZZER FIELD SETS



Made for military use by Western Electric. A wonderful buy if only for the parts it contains. Never been used. Good for code practicing, signaling, communications, etc. Contains 2-tone, high-frequency buzzer with platinum contacts, telegraph key, telephone switches, earphone, condensers, transformers, chokes, etc. A \$50 value easily. Complete in wooden case with diagrams and instructions. Shp. Wt. 12 lbs.

ITEM NO. 16  
Your Price ..... **\$5.45**

### TELEGRAPHIC TAPE RECORDER



A wonderful buy! Apparatus makes a written record of code and similar messages on paper tape. An ideal machine for learning code or teaching code to groups. Radio men can easily adapt it to short-wave receivers for making permanent records of code messages. Double pen permits simultaneous recording of two messages. Pens are operated by battery and key while tape feeder is spring driven (hand wound). Case made of solid brass on heavy iron base. Completely reconditioned. (Less tape; easily obtained anywhere.) Original cost \$85.00. Shp. Wt. 20 lbs.

ITEM NO. 20  
Your Price ..... **\$19.95**

### SPERRY GYROSCOPE LIQUID COMPASS

Made for U.S. Signal Corps; sensitive and accurate. Quick readings easily made from top; accurate readings of graduations through focusing magnifying lens on side of instrument. Complete with level sights and russet leather carrying case. Excellent for boats, boy scouts, campers, hikers, etc. A few turns of wire around its case makes it usable as a galvanometer. Shp. Wt. 3 lbs.

ITEM NO. 12  
Your Price ..... **\$1.85**



### ANTI-CAPACITY SWITCHES

Made by Western Electric. Double throw switch with 12 terminals—equivalent to two double-pole, double-throw switches. All contacts are of platinum plate. Original price \$3.50 each. Shp. Wt. 1 lb.

ITEM NO. 23  
Your Price ..... **\$1.55**



**WE HAVE NO CATALOG. ORDER FROM THIS PAGE.**

**HUDSON SPECIALTIES - 40-T West B'way - N.Y.C.**

**IT'S EASY TO ORDER—CLIP COUPON—MAIL NOW**

**HUDSON SPECIALTIES CO., 40-T, West Broadway, New York, N. Y.** RT-139

I have circled below the numbers of the items I'm ordering. My full remittance of \$..... (include shipping charges) is enclosed.  
OR my deposit of \$..... is enclosed (20% required), ship order C.O.D. for balance. (New U.S. stamps, check or money order accepted.)

Circle Item No. wanted: 10 12 14 15 16 20 23 24 25 26 27 28 29 30 31

Name ..... Address .....

City ..... State .....

Send remittance by check, stamps or money order; register letter if you send cash or stamps.

## "Mystery" Control Tunes Receiver by Short Waves

(Continued from page 523)

to give softer or louder volume, a thumb lever is pressed, which keeps the control motor operating until the desired degree of volume is obtained. At this moment, the control button is released and the motor stops.

Eight stations can be selected by dialing one of the respective dial holes, from numbers 3 to 10 (giving 4 to 11 pulses or control waves).

For example, in Fig. 1, we see that if seven control pulses or waves are sent out from the control box, these are picked up on a coil antenna connected with a pulse amplifier. These amplified control pulses or currents are fed to a stepping relay "R." For each pulse, this relay advances a ratchet wheel one tooth, and all of the switches attached to the ratchet wheel shaft are advanced correspondingly. In the diagram, the fourth station has been selected by means of the seven pulses transmitted, one after the other, by spinning the dial on the control box.

Suppose the fourth station has been selected and that next you wish to change the volume. To make the sound *louder*, you dial the first hole; this causes a special arrangement of the stepping relay and a second ratchet to move the volume control switch in the receiver to the position which passes current through the proper winding of the V.C. motor, so as to cause the V.C. resistance to be reduced. As long as the control box button is depressed, the motor keeps slowly moving the potentiometer arm, and when the music or speech is at the proper strength to suit you, you simply release the button and the motor stops.

Fig. 2 shows, in a greatly simplified manner, how the volume control switch works. For more detail, refer again to Fig. 1, where the technically-minded reader will see that the first selector switch, S1, changes the pilot light for each station selected. The second switch, S2, connects into circuit a different size condenser (or capacity) for each station selected. The third switch, S3, in turn, simultaneously connects the proper size or value of permeability—tuned (moving iron core) inductance in the oscillator circuit for the respective station dialed. Other refinements, such as muting switches, which quiet the set while a new station is being selected, automatic clutches which prevent over-riding the volume control, etc., are incorporated, but are too technical to be explained in this popular discussion. Where several of these controls are installed near each other, they can be set at different frequencies, five being provided—355, 367, 375, 383 and 395 kc. (ranging from 844 to 759 meters).

## Radio-Craft

Marconi—Father of Radio?, Edward H. Loftin. Microwave Radio Altimeter. This Home "Wired for Radio" (Part I). Make This Plug-Together 8-Tube A.C. Receiver. The Proposed Television Standards—Are They Fair to All?, with comments by Wm. H. Priest. Complete Step-by-Step Dynamic Servicing (Part I), Kendall Clough. "Farmer's Friend"—A 6-Tube Super. Using New I.4-V. Tubes, Glenn H. Browning & F. J. Gaffney. The "Skin-Effect" Talking Lightbeam. All About Ballast and Resistor "Tubes".

The current, January issue of RADIO-CRAFT on all newsstands December 1.

# CASH IN

ON YOUR SPARE TIME!

300 WAYS  
TO MAKE  
MONEY

ONLY  
25c

Per Copy

**CASH IN!**

**MAIL ORDER PLANS  
TESTED MONEY MAKERS  
BUSINESS SECRETS  
SUCCESS SCHEMES**

**25 CENTS**

**68 PAGES**

**BRAND NEW BOOK  
40,000 WORDS  
in TEXT!**

In "CASH IN" you get ALL the real money-makers — dozens of profitable tested mail order plans, confidential business secrets, dozens of practical tested formulas, successful tested schemes—actual experiences of men who have started on a shoestring—with less than \$10 capital.

**Buyers of This Book Tell Us—**

... "Biggest value I've yet to see. Book is worth at least a dollar." S. BUDA, B'klyn, N. Y.

... "Your book is as good if not better than others selling at \$1.00." GEORGE BRUNET, Montreal, Can.


... "CASH IN is the best value I have yet to see in the mail order field." LAWRENCE FOX, Brooklyn, N. Y.

"CASH IN" contains only tested ideas covering every type of full—or spare-time enterprise—it's a "masterpiece" in business ventures. 25 CENTS per copy. Sent POSTPAID anywhere upon receipt of 25 cents U.S. stamps or coin.

**NATIONAL PLANS INSTITUTE**  
246-T FIFTH AVENUE NEW YORK, N. Y.

## Westinghouse Power Generator

Manufactured for U. S. Signal Corps 200 Watt. 110 V. AC



### A. C. ELECTRICAL POWER

from a Windmill, from available Waterpower, from your Automobile, from your Motorcycle, from your Bicycle, Foot-pedal or Handcrank (for transportable Radio Transmitters, Strong Floodlights, Advertising Signs); do you want to operate AC Radio sets from 32 V. DC farm light systems; operate two generators in series to get 200 V. AC; obtain two phase and three phase AC, etc., etc.

**There Are Over 25 Applications**  
Some of which are:

A.C. Dynamo lighting from eight to ten 20 Watt 110 Volt lamps. Short Wave Transmitter supplying 110 Volts AC for operating "Ham" transmitter. Operating 110 V. AC 60 Cycle Radio Receiver in DC districts. Motor Generator. Public Address Systems. Electric Sirens on motor boats, yachts, etc. Camp Lighting. Short Wave artificial "fever" apparatus. Television. Pelton Waterwheel for lighting or other purposes. Airplane; for lighting strong searchlights or electric signs. Laboratory work, etc., etc. 1/4 to 1/2 H.P. needed to run generator.

BLUE-PRINT 22 x 28 in. and Four-Page 8 1/2 x 12 in. INSTRUCTION SHEETS FREE with Generator.

Generator, as described, including four replacement carbon brushes. Blue-print and instructions \$7.90

Send \$2.00 deposit, balance C.O.D. Shipping weight 18 lbs. (Replacement carbon brushes bought separate \$1.50 per set of four. Set of instructions bought separate \$1.00.) MONEY-BACK GUARANTEE

**WELLWORTH TRADING COMPANY**  
560 West Washington Blvd., Dept. RT-139, Chicago, Ill.

## The Radio Beginner

(Continued from page 531)

of both capacitance and inductance in the circuit.

### Farad—Unit of Capacity

In measuring quantities of water we use units such as quart, gallon, etc. We measure the capacity of condensers in a unit known as a farad (named after Michael Faraday who pioneered in condenser research). However, a condenser having a capacity of one farad would be too large for practical purposes. For this reason, condensers are usually measured in microfarads (one millionth of a farad).

Like resistors, condensers may be used in series, in parallel, or in series-parallel, as shown in Fig. 4.

The condensers that we have been considering so far are known as fixed condensers, in that we are unable to vary their capacities, except by connecting them in combinations, as shown in Fig. 4. Condensers can be constructed so that one set of plates is fixed and the other set is movable. The fixed set of plates is known as the stator, the movable set as the rotor.

Looking at Fig. 5 we have a condenser in series with a coil. Let us place a charge on the condenser, such that there will be a positive charge on the upper plate and a negative charge on the lower plate. The condenser is now charged, but since we have placed a coil of wire across it, we have made provision for discharging the condenser. But we have already learned that when we pass a current through a coil of wire, we set up a magnetic field around the coil, causing it to become an electromagnet, with one end having north polarity and the other end south, as shown in Fig. 6. When the condenser becomes thus discharged, the current ceases to flow. When this happens, the magnetic field around the coil collapses. In collapsing, the magnetic field induces a current in the coil, opposite in direction to the original flow of current. This means that the condenser receives a reverse charge. This second charge places a positive potential on the bottom condenser plate and a negative potential on the top one, as shown in Fig. 7. Once again the condenser discharges, but the reversal of charges on the condenser will change the polarity of the magnetic field again building up around the coil, as in Fig. 8. We might imagine that this could continue indefinitely, but such is not the case. The resistance in the circuit causes dissipation of energy, with the result that in a short period all current ceases to flow unless we continually supply the condenser with a charge.

### Controlling Frequency of Oscillations

We have stated that we have oscillations in the circuit shown. The circuit is of little value to us unless we can control the frequency of these oscillations. Fortunately, this can be done in two ways—either by varying the number of turns in the coil, or by increasing or decreasing the capacity of our condenser.

If we were to put more turns of wire on our coil, it would take longer for the current to go through, and once again we would have less impulses per second. On the other hand, if we were to make our coil with fewer turns, it would take less time for the current to go through and we would have an increase in the frequency of oscillations. This is secured in a practical fashion, in radio receivers or transmitters, through the use of a variable condenser, the number of turns in the coil usually remaining fixed.

(Next Month—Vacuum Tubes)

SPRAGUE  
450 VOLTS

## HOW GOOD IS A MIDGET CONDENSER?

The answer is they're better than you ever thought midget condensers could possibly be—that is, if you make sure and specify Sprague ATOMS. These tiny dry electrolytics are made by an exclusive Sprague etched foil process. They are smaller, better and unconditionally guaranteed against blow-ups.

Low leakage guaranteed positively prevents overheating. Build-up is amazingly quick. They'll stand higher voltage surges than most large condensers. In short, ATOMS are unexcelled for universal use—just the thing to save money and still get real Sprague quality. DUAL COMBINATIONS as well as singles available for every need.

### SAVE REAL MONEY

Shown here is a typical ATOM value—an 8-8 mfd. 450 V. unit only 1" x 2 3/4" listing at \$1.00 a single section 8 mfd. 450 V. ATOM lists at only 60c. Think of the money you save!



SPRAGUE PRODUCTS CO., North Adams, Mass.

# SPRAGUE ATOMS

"Mightiest Midgets of All"

## Economical 25-Watt TRANSMITTER



An efficient, economical transmitter, using the 6L6 metal tube. The kit is furnished complete with essential parts, fully mounted on black crackled Bud chassis. No drilling necessary. See description Page 480 December R&T.

## The New EAGLE FB25

COMPLETE KIT, READY TO WIRE  
We furnish a ready-wound plug-in coil for your particular band.  
Your choice of 160-80-40 or 20 meters. \$6.95

**ACCESSORIES**  
6L6 Power Tube—Soc. High Grade Crystal and Holder—\$2.50. Ready-wound plug-in coil for extra bands—50c ea. Wiring (optional) \$2.00.  
Power Supply Kit for FB25 or Eagle Minuteman... \$3.95  
6Z5 or 6X4 Tube for power supply... 29c  
Power Supply\* Wired (optional)... 73c

**FEATURES**  
● Versatility ● Economy  
● Quality parts ● 2 band operation with one Crystal  
● 25 watts of power ● Easily Constructed.  
● Simple to Operate. ● An ideal transmitter or Exciter.

## Just the RECEIVER for Duplex Work

### EAGLE Minuteman

2 1/2-5-10 METERS  
Amateur Band Receiver for consistent reception on the loudspeaker.

MINUTE MAN KIT Complete \$4.75 with 3 Coils

2 Tubes 6CS & 42 \$1.25

WIRING CHARGE \$1.25 OPTIONAL



Just the receiver for duplex work. The most sensitive and selective super regenerative receiver known, brass metal and glass tubes. The 1st 2 1/2 to 10 meter receiver ever offered to the amateur at such ridiculously low price. No license necessary to operate it.

MAIL ORDERS FILLED PROMPTLY.  
\$2.00 Deposit, Check or Money Order, Balance C.O.D.  
**EAGLE RADIO CO.**  
84 CORTLANDT ST., DEPT. A, NEW YORK CITY

# FREE-FIFTEEN 10 & PUBLICATIONS

featuring construction of the most popular short-wave receivers and transmitters with a One-Year's Subscription to Radio & Television

THESE publications are large printed sheets which average in size about 11"x17", the majority of them printed on both sides. All have photographic reproductions of the complete project, as well as detail illustrations. In addition, there are complete wiring diagrams and various technical details to assist the experimenter and builder in constructing the set. Full parts lists are always given, and the printed text runs anywhere from 500 to 3,000 words, depending on the complexity of the radio receiver. ALL RECEIVERS AND TRANSMITTERS ARE STRICTLY UP-TO-DATE: THERE ARE NO ANTIQUES OR OUT-OF-DATE PUBLICATIONS IN THIS

LIST. These projects are particularly valuable to the experimenter and constructor who builds "his own". Indeed, the 50 publications shown on this page represent the cream of recent radio construction by the master radio builders of America. Designs of this kind usually are sold for 25c to \$1.00 apiece, and frequently you do not get half the technical information we give you. When mailing us your subscription, use the special coupon on this page. Select your 15 projects by their serial numbers. We accept money orders, cash, checks or new U.S. stamps (no foreign stamps or currency accepted). If you send cash or stamps register your letter against possible loss.

**THESE 15 PROJECTS, IF BOUGHT SINGLY, WOULD HAVE COST YOU \$1.50. YOU CAN NOW GET THEM ABSOLUTELY FREE!**

**HOW TO BUILD THE SWITCH BAND-2 RECEIVER.** A low-cost receiver for 6 volt battery or A.C. operation which enables the short-wave fan to hear stations in all parts of the world. No. 1

**HOW TO MAKE A 2-TUBE RECEIVER FOR THE BEGINNER.** This receiver consists of detector and two audio stages. A double purpose tube is used to secure the 2 audio stages. Tubes are for 1½ volt battery operation. No. 2

**HOW TO MAKE THE PORTABLE SUPERHET 4.** An ace all-wave superhet for battery operation. This receiver features band-spread and has a built-in beat oscillator. No. 3

**HOW TO BUILD A 4-BAND 3-TUBE SUPERHET.** A 3-tube receiver giving 4-tube results. Rack and panel type construction is employed. It has a regenerative second detector. No. 4

**HOW TO MAKE A FIXED-BAND 8-TUBE SUPERHET.** This short-wave "fan" receiver tunes over a wide band of frequencies without coil switching or changing. It's a real performer. It operates directly from 110 V. A.C. and has band-spread. No. 5

**HOW TO BUILD A 5-TUBE SUPERHET FOR FAN AND HAM.** A sure-fire receiver for all short-wave enthusiasts. It uses plug-in coils and iron core I.F. transformers which assure plenty of gain. No. 6

**HOW TO MAKE A TWIN-PENTODE RECEIVER.** This receiver, especially designed for the beginner, employs but one dual purpose tube which is equivalent to a 2-tube receiver. It is for 2-volt battery operation with headphones. No. 7

**HOW TO BUILD AN EFFECTIVE SHORT WAVE PRESELECTOR.** A signal-booster that will greatly improve reception on any short-wave super. It employs two 6K7 tubes in parallel in a highly efficient circuit in which both input and output are tuned. No. 8

**HOW TO BUILD A REGENERATIVE 2-TUBER.** This unusual receiver has the tickler coil in the screen grid circuit of the detector. The receiver tunes from 2-270 meters; band-spread is included; metal or glass tubes may be employed. No. 9

**HOW TO MAKE THE S.W.&T. COMMUNICATIONS RECEIVER.** An unusually fine receiver for the critical Ham and Fan, incorporating many exceptional features. Regeneration is employed in the first detector stage which makes use of an acorn tube. The receiver also incorporates a noise-control circuit, variable selectivity control and a tuning meter. No. 10

**HOW TO MAKE A BAND-SWITCHING 2-VOLT RECEIVER.** This fine receiver for battery operation employs a band-switch arrangement, enabling the builder to tune from 16-550 meters by flipping a switch. No. 11

**HOW TO BUILD THE MULTI-BAND 2 RECEIVER.** A receiver for the short-wave beginner. It has a remarkable tuning range of 2½-270 meters with band-spread on all bands. Plug-in coils are used and complete data for an A.C. power supply is given. No. 12

**HOW TO MAKE THE VS-5 METAL TUBE SUPERHET.** This complete all-wave receiver boasts, among other things, variable selectivity, metal tubes, AVC and band-spread. The tuning range is from 17-550 meters. No. 13

**HOW TO BUILD A BEGINNERS 2-TUBE SUPER.** A simplified superhet using 2 volt battery tubes which is just the thing for the beginner. It employs plug-in coils which cover a tuning range from 15-200 meters. No. 14

**HOW TO MAKE A T.R.F.-3 FAN RECEIVER.** This is an all-around receiver employing 2 volt tubes. A T.R.F. stage ahead of the regenerative detector insures good selectivity and sensitivity. Band-spread is provided by a two-speed dial. No. 15

**HOW TO BUILD THE FORTY-NINER-A RECEIVER FOR LEAN PURSES.** This novel receiver features a spare-charge detector and requires only 12 volts of B battery. It uses 2-49 tubes which may be operated from an 2 volt A battery. No. 16

**HOW TO MAKE A REAL 5-METER SUPERHET.** This carefully designed receiver for ultra-short wave reception employs a straightforward circuit. Careful placement and high quality parts insure fine results. No. 17

**HOW TO BUILD THE 2-VOLT SUPER DX-4.** This superhet though small in size is big in performance. Using battery type tubes, it features continuous band-spread, and automatic volume control, which may be cut in or out as desired. No. 18

**HOW TO MAKE THE ULTRA-HIGH FREQUENCY WIZARD-6.** This is a first-class 5-meter super-regenerative receiver, using acorn tubes in the R.F. and detector stages. The other tubes are of the metal type. The use of the acorn tubes insures exceptionally fine results. No. 19

**HOW TO BUILD A HIGH-GAIN METAL-TUBE RECEIVER.** This little receiver is a real performer, tuning from 10-200 meters. Continuous band-spread is provided. No. 20

**HOW TO BUILD THE WORLD-WIDE 10-METER CONVERTER.** Many enthusiastic reports have been received from the builders of this unit, which may be attached to your present receiver for picking up 10 meter signals from all parts of the world. Only 2-tubes are used. No. 21

**HOW TO BUILD A DE LUXE 3-TUBER.** This is the receiver for the Ham or Fan who wants a really high class receiver of simple design. It employs an unusual band-spreading dial. The circuit, employing metal tubes, has a stage of T.R.F. followed by a regenerative detector and a stage of audio. No. 22

**HOW TO BUILD THE OCTODE METAL TUBE-3.** This receiver is capable of excellent performance on the short waves. It requires only one plug-in coil for each band as a stage of untuned R.F. precedes the detector. It also has an A.F. stage for boosting the volume to comfortable headphone level. No. 23

**HOW TO MAKE THE 3-IN-1 REFLEX SET.** A 2-tuber giving 4-tube performance is this receiver which does its work with a minimum of tubes. A 6B7 is used as a combined R.F. amplifier, detector and first audio stage; a 6C5 is used as second audio stage. No. 24

**HOW TO BUILD THE 100 WATT QRM DODGER-A COMPACT 5-METER TRANSMITTER.** This M.O.P. A rig puts out a hefty signal and by use of a calibrated vernier oscillator control will overcome the QRM problem on 5 meters. No. 25

**HOW TO BUILD A DE LUXE 5-METER MOBILE STATION.** A really fine M.O.P.A. mobile transmitter which will work real DX on portable location. It employs five metal tubes. No. 26

**HOW TO BUILD THE H-G-M MEDIUM POWER TRANSMITTER.** A crystal control set with an output of 90 watts. Band-switching is employed for operation on the 80, 40, 20 and 10 meter Ham bands. It gave excellent results under test. No. 27

**HOW TO MAKE THE 806 ALL-BAND TRANSMITTER.** An unusual transmitter delivering 400 watts output from an 806 final amplifier. A crystal pen-tet oscillator is used, followed by a driver stage. Real DX has been worked on 10, 20, 40 and 80 meters with this smooth working job. No. 28

**HOW TO BUILD A 125-WATT MODULATOR USING 357's.** This is an ideal unit for the amateur and will modulate any transmitter with a power input up to about 400 watts. A total of 10 tubes are used including the power supply unit. No. 29

**HOW TO BUILD THE C.O-M 150 WATT TRANSMITTER.** An unusual crystal oscillator, multiplier with but one tuned circuit. It uses a pair of RK37's in parallel with a RK39 driver. The crystal oscillator circuit uses a 6L6. No. 30

**A LONG-LINES TRANSMITTER FOR 1-METER TRANSMISSION, AND A COMPANION RECEIVER.** A really special job for the seriously minded experimenter. This outfit permits short distance contacts in meter. This outfit permits short distance contacts in meter. This interesting band. No. 31

**HOW TO BUILD A 200 WATT XMITTER WITH PEN-TET EXCITER.** This transmitter will really go to town. The use of the Pen-Tet crystal oscillator and frequency multiplier circuit eliminates many headaches from cracked crystals. No. 32

**HOW TO BUILD A 10 AND 20 METER TRANSMITTER.** A 200 watt transmitter which worked world-wide DX on test. Although compact, it is highly efficient in the 10 and 20 meter bands. Five tubes are used. No. 33

**HOW TO MAKE THE WIZARD I-TUBE 50-WATT TRANSMITTER.** An amateur crystal-controlled c.w. transmitter using the RK20 screen grid pentode. In tests, it compares with 250-watters. No. 34

**HOW TO MAKE THE "OSCILLODYNE" I TUBE WONDER SET.** One of the most sensitive short-wave sets designed, employing a really new circuit for the first time. Battery operated. No. 35

**HOW TO MAKE THE "19" TWINPLEX (ONE TUBE PERFORMS AS TWO) RECEIVER.** One of the most sensitive 1-tube sets ever designed and very popular. No. 36

**HOW TO MAKE THE IMPROVED 3-TUBE DOERLE SET FOR BATTERY OPERATION.** One of the finest of the Doerle series, by the famous short-wave inventor. No. 37

**HOW TO MAKE THE "GO-GET-EM 2" RECEIVER FOR THE BEGINNER.** This unusual 2-tube circuit gives 3-tube results. Battery operated. Excellent for beginners. No. 38

**HOW TO MAKE THE I-TUBE ALL-ELECTRIC OSCILLODYNE.** This is the famous electrified short-wave receiver. Easy to build for little money. Operates on A.C. and D.C. No. 39

**HOW TO MAKE THE 2 TO 5 METER TWO-TUBE LOUDSPEAKER SET.** This receiver may be used with batteries or with an A.C. power pack. Packs a big wallop. No. 40

**HOW TO MAKE THE 3-TUBE BATTERY SHORT-WAVE RECEIVER.** This receiver was a prize winner in SHORT WAVE CRAFT. An unusual short-wave receiver, easy to build. No. 41

**THE BRIEF-CASE SHORT-WAVE RECEIVER AND HOW TO BUILD IT.** So small that the entire set, batteries, head set, aerial and everything, goes into a briefcase. Stations from Europe are often received. By Hugo Gernsback and Clifford E. Denton. No. 42

**HOW TO BUILD THE POCKET SHORT-WAVE RECEIVER.** One of the smallest, pocket-size, battery receivers ever designed by Hugo Gernsback and Clifford E. Denton. A marvelous set that brings in European stations. No. 43

**HOW TO BUILD THE CIGAR-BOX I-TUBE "CATCH ALL" RECEIVER.** An effective short-wave receiver set which fits into a small cigar box, insuring high portability yet great efficiency. No. 44

**HOW TO BUILD THE "DUAL-WAVE" SHORT-WAVE BATTERY RECEIVER.** With this set, you can hear both ends of radiophone talk, on one set of phones. In other words, you can listen to a ship at sea and the land station communicating with it, simultaneously, by means of this double receiver. No. 45

**HOW TO BUILD THE I-TUBE "SS" TWINPLEX RECEIVER.** The twinplex, although it has only one tube, works as if it had two. Marvelous in efficiency. Uses either batteries or A.C. power pack for "B" supply. No. 46

**HOW TO BUILD THE PORTABLE MINIDYNE SHORT-WAVE BATTERY SET.** Uses no aerial, no ground. The total weight is 3½ lbs. and measures 5½x6 inches. Self-contained batteries, tube, condensers, and loop. Highly sensitive circuit. No. 47

**HOW TO BUILD THE HAM-BAND "PEE-WEE" 2-TUBER.** A dandy receiver with high efficiency and band-spread tuning. Works a loudspeaker, yet the entire receiver is no larger than your hand. Works with either batteries or an A.C. power pack. No. 48

**HOW TO BUILD THE DUO-AMPLIDYNE.** The ideal 1-tube set for the beginner. One of the finest 1-tube sets; it really gives 2-tube performance. Made for battery operation. With only ten-foot antenna brings in the good European stations. No. 49

**HOW TO BUILD THE "WINDY" SHORT-WAVE SET.** This set eliminates bothersome coils and is made to cover short-wave bands. Works with either batteries or A.C. power pack. No. 50

**RADIO & TELEVISION, 99 Hudson Street, New York, N. Y.**

Gentlemen: Enclosed you will find my remittance of \$2.50 for which enter my subscription to RADIO AND TELEVISION for One Year (12 issues). Send me promptly, absolutely FREE and POSTPAID, the 15 publications I have circled at the right (CANADA AND FOREIGN \$3.15).	1	2	3	4	5
<input type="checkbox"/> NEW SUBSCRIBER	6	7	8	9	10
<input type="checkbox"/> EXTEND PRESENT SUBSCRIPTION	11	12	13	14	15
Name .....	16	17	18	19	20
Address .....	21	22	23	24	25
City .....	26	27	28	29	30
State .....	31	32	33	34	35
City .....	36	37	38	39	40
State .....	41	42	43	44	45
City .....	46	47	48	49	50

Send remittance by check or money order. Register letter if you send cash or unused U. S. Postage Stamps.

**RADIO & TELEVISION  
99 HUDSON STREET  
NEW YORK, N. Y.**





# Astonish YOUR FRIENDS!

Pass  
500,000 Vts.  
Thru the  
Body!  
Light  
Lamps, etc.

## DATAPRINTS SHOW YOU HOW!

20c Each in Order for 10

### TESLA-ODDIN HI-FREQ. COILS

- 36" Spk Tesla-Oudin Coll. (Data and Drawings only).....40c
- (1 K.W. Exc. Trf. Data. Included FREE!)
- 8" Spk Tesla-Oudin Coll. (1 K.W. Exc. Trf. Data. Included FREE!)
- 3" Spk Oudin; 110 Vt. "Klek" Coll. type.....40c
- 3" Spk Tesla Works on Ford Spk Coll. ....40c
- 1" Spk Violetta Hi-Freq. Coll. ....40c

FREE with order for \$1.00 or more—20 Tricks with Hi-Freq. Coils? (40c separate)

Television Hook-ups—"Sight & Sound" . . .40c

20 ELECTRIC PARTY AND LODGE TRICKS! Loads of Fun!



How to Shock 'em!.....40c  
Order with other prints; see special price below and save.

Solenoid & Magnet Data—Get Our List!

20 Telephone Hook-ups—Build Your Own . . .40c



RADIO CONTROL FOR MODEL BOATS, PLANES, ETC.

Circuit data .....40c

S-W DIATHERMY (Artificial Fever)

Dataprint giving Constructional data for Small Medium and Large size App. (All 3).....40c



Induction PIPE & ORE LOCATOR

Construction Data .....40c

You NEED these DATAPRINTS !!

40c Each.

Electric Pipe Thawer. Rewinding Armatures. 100 Mechanical Movements. Eithoven String Galvanometer. 20 Motor Hook-ups. Resistance Measuring Welding Transformer. Bridge. 2 K.W.

Special Prices: 4 prints \$1.00; 10 for \$2.00; 40c each, single orders.

## The DATAPRINT Co.

Lock Box 322A RAMSEY, N. J.

## Let's Listen In with Joe Miller

(Continued from page 537)

### INDIA

Quite a number of the Indian transmitters are well heard on West Coast, and we'll first list those reported: VUC2, 4.88 mc.; VUB2, 4.905 mc.; VUM2, 4.95 mc.; VUD2, 4.99 mc.; VUD2, 9.59 mc. is reported with a very powerful signal on the West Coast, daily 9:30-10:30 a.m., and is heard up to 12:30 p.m. sign-off.

The above DX was reported by G. C. Gallagher and Ashley Walcott, with Jim Lanyon reporting VUD2.

Our Indian DXing friend, Masud Akhtar, of New Delhi and Simla, India, forwards the latest data concerning the Indian schedules, all of which is now incorporated in the present station list. Masud tells us that an ordinary U. S. receiver costing \$100.00 here retails in India at \$400.00!!

Regarding reports to different Indian stations, one merely has to address "All India Radio," and then the particular city in which the station heard is located, as all these stations are part of the All India Radio network.

### CANARY ISLANDS

EAJ43, located at Tenerife, and well-known to all DXers as the "easy" African on 10.37 mc., now has moved to a frequency of 7.50 mc., which enables it to reach this country even better than it did before. It now "pounds in" daily at an R9 clip, and anyone can easily locate it.

A veri stating that reception was on 7.50 mc., will count as another station, apart from the 10.37 mc. veri, so all should take this opportunity to add another African veri to their collections. QRA is same as before; Radio Club Tenerife, Apartado 225, Tenerife, Canary Islands. Schedule: 1:15-3:30, 4-6, 6:45-7:45, 8-9 p.m. (I.D.A.)

### CHINA

There is plenty of activity on the short waves from China, as broadcasting carries on despite hostilities in the Far East.

XTJ, 11.691 mc., Hankow, a frequency formerly used exclusively for phoning, now transmits a daily program, from midnight-12:30 a.m. and 7-7:30 a.m., on which latter schedule it is well heard all over the U. S. XTJ announces as the "voice of China," and reports may be sent to China Information Committee, P.O. Box 90, Hankow, but we can't say if veris can be had, due to the hostilities in the immediate vicinity of Hankow (I.D.A.).

XGAP, 9.56 mc., Peking, operates daily from 9 a.m.-2 p.m. with a native program and a woman announcer (I.D.A.).

XGXA, 6.98 mc., location still unknown, and lately moved to a frequency varying in-side 7.0-7.25 mc., is reported by James Moore and G. C. Gallagher, W6. Schedule is 9-10 a.m. but has been heard still operating at 10:45 a.m. by Mr. Moore. (Woman announcer.)

XGX, at Hankow, still transmits 8-9:05 a.m. on frequencies which vary between 9.18-9.30 mc., relaying XGOW, the RCB call of Hankow Municipal Broadcasting. XGX uses only 150 watts, G. C. Gallagher reports XGX. Ashley Walcott's veri of XGX gives QRA as: Central Broadcasting Administration, Central Executive Committee of Kuomintang, Chungking.

XTR, 9.40 mc., and XTS, 11.44 mc., at Swatow, heard at 6 and 5:40 a.m., respectively, phoning. Other Chinese phones still operating between 4:30-9:30 a.m. are XTJ, 11.69 mc., and XTK, 9.08 mc., at Hankow, and XTV, 9.48 mc., Canton.

### JAVA

PMH, 6.727 mc., Bandoeng, is beginning to be heard nicely here on East Coast, mornings, on their schedule of 4:30-11 a.m., with best sig from 6-7 a.m. YDB, 15.30 mc., on a daily schedule of 1-2 a.m., is a catch to try for.

PMY, 5.16 mc., Bandoeng, is a good one to tune for during the winter, being well heard on this frequency from 5:30 a.m. to 7 a.m. on East Coast, during its daily transmissions from 5:30-11 a.m.

YDC, 15.15 mc., Bandoeng, is a stand-by daily on its schedule of 4:30-10:30 a.m., best 6-7:30 a.m.

YDA, 6.04 mc., Tandjong-Priok, is a new signal on the air, being well reported on the Pacific Coast, with a schedule of 4:30-10:30 a.m. YDA, reported by G. C. Gallagher and also by Jim Lanyon, VE5. YDA not on daily, however.

For the NIROM transmitters, PMH, YDA, YDB, YDC, the QRA (address) is: NIROM, Batavia, Java; and for PMY, Niliny-Building, Bandoeng, Java. G. C. Gallagher also reports an unknown Javanese on 4.87 mc.

Of the Javanese "commercials," PLE, 18.825 mc., was reported at 8 p.m. and 1 a.m.; PMA, 19.345 mc., at 9 a.m., and PLV, 9.415 mc., at 10 a.m. by G. C. Gallagher. PLQ, 10.68 mc., is heard often between 5:30-6:30 a.m. with a very strong signal, just to the H.P. side of JVN. PMC, 18.135 mc., is believed to be the station heard broadcasting several mornings, with a fine signal, about 7 a.m.

All of these stations are located in Bandoeng. (Continued on following page)

# YOU ASKED FOR IT!

Popular demand has prompted us to present a new 5-Band Tuner covering 5 to 180 meters designed especially for use as a preselector.

### FEATURES

1. Complete frequency coverage from 1.6 to 62. mc.
2. 5 Bands.
3. Electrical band spread on all bands.
4. High Q circuits for maximum efficiency.
5. Band switch shorts all coils not in use.
6. Compact assembly for minimum space requirements.
7. Forms the basis of a regenerative pre-selector, a simple receiver, a wave-meter, etc.

Write for Bulletin on the BL-5DX Tuner

### Here's the answer to QUICK QSY

This BL-5P unit is the "berries" for rapid CRYSTAL OSCILLATOR band switching. The unit is designed so that correct L.C. ratios are maintained over all Bands. The combination of the BL-5P and BL-5G units make an unbeatable E.C. See January issue of Radio News for details or write direct for descriptive literature.



**BROWNING LABORATORIES**  
WINCHESTER, MASS.  
Export Dept. 461-4th Av., New York, N. Y., U.S.A.

## New - The TURNER TORPEDO Crystal Mike!

Superior Style and Performance \$1495 LIST for only

MODERNIZE your equipment at low cost! Etuiss mikes costing 50% more. Smooth response 50-7000 cycles. Free from feedback. Gain -37 DB. Smart streamlining! Free wiring diagrams included. Catalog free, write today.



The TURNER CO. Cedar Rapids, Iowa

MODEL 55 with side open coupler and 8 foot cable. Fits any stand.

Licensed Under Patents of the Brush Development Co.

## THE NEW NATIONAL NC-44 SUPER

The new NC-44 communication Receiver combines capable performance with low price. It is a super-performance, using seven tubes, with the following features: Exceptional stability and conversion gain; Two IF stages; CW oscillator; 2 watts output; Separate controls for RF and IF gain; On-off switches for AVC and CWO; Separate band spread with full vision calibrated tuning dial; Coil switching from front panel; Built-in power. Operates on 110 volts AC or DC; Cabinet finished in black crackle.

Amateur price \$49.50 complete with Tubes, coils and speaker chassis.

## CAMERADIO

663 LIBERTY AVE. PITTSBURGH, PA. 30 TWELFTH ST. WHEELING, W. VA.

Established 1919

### EVERYTHING IN RADIO!

A COMPLETE SOURCE FOR YOUR RADIO NEEDS  
Our immense stock of radio sets, parts and supplies enables you to purchase your entire needs, on one order. You will find all your Nationally Known Favorites in this big book which is FREE for the asking. Practically every order is shipped the same day it is received.  
WRITE FOR BIG NEW CATALOG

**BURSTEIN-APPLEBEE CO.**  
1012-14 McGee St., Kansas City, Mo.

## A FREE BOOK FOR EVERYONE IN RADIO

**1938 RADIO REFERENCE ANNUAL**

RADIO-CRAFT brings you all phases of radio—servicing, public address, set construction, electronics, facsimile, etc. Features popular departments as latest in Radio—New Tubes—Data Sheets—Television—Operating Notes, etc. Over 175 illustrations in every issue.

To readers of this announcement we present a SPECIAL OFFER—Seven Months' Subscription to RADIO-CRAFT and a FREE copy of the 1938 RADIO REFERENCE ANNUAL for one dollar. New subscribers welcome—old subscribers can extend their present subscription seven months.

Remit ONE DOLLAR by check, money order or stamps for your FREE BOOK and Seven Months' Subscription to RADIO-CRAFT.

**RADIO-CRAFT**  
997 HUDSON STREET,  
NEW YORK, N. Y.

for January, 1939

Please say you saw it in RADIO & TELEVISION

# RADIO INSTRUCTION

## LEARN TO SEND AND RECEIVE CODE

Learn to send and receive code signals, like operators on ships at sea and at commercial and amateur land stations. Intercept distress signals, news flashes, bulletins, and dozens of other kinds of interesting radio communications.



**MASTER TELEPLEX** teaches you to receive code exactly the way the world's best operators do—by sound. A heavy waxed paper tape, running through a machine, operates an automatic key which sends messages to you, at any speed you desire. As you improve in

speed, the machine sends faster, gradually preparing you for top-speed amateur and commercial signals. With the new All Electric **MASTER TELEPLEX** you learn to send by sending and the signals you send are repeated back to you, exactly as you sent them, thus enabling you to correct your own errors. We furnish a complete course, lend you the improved All Electric **MASTER TELEPLEX** and give you personal instruction with a **MONEY BACK GUARANTEE**. Send for **TELEPLEX FOLDER S-1** today. IT'S FREE!

### TELEPLEX COMPANY

67-69 Park Place, New York  
In Canada write: CANADIAN ELECTRONIC INST., TORONTO, ONT.

# RADIO ENGINEERING TRI-STATE COLLEGE DEGREE IN 2 YEARS.

Complete Radio Engineering Course in 96 weeks. Bachelor of Science Degree. Radio (television, talking pictures and the vast electronic field) offers unusual opportunities for trained radio engineers. Courses also in Civil, Electrical, Mechanical, Chemical, Aeronautical Engineering; Business Administration and Accounting. Low tuition, low living costs. 56th year. World famous for technical two-year courses. Those who lack high school may make up work. Students from all parts of the world. Enter January, March, June, September. Write for catalog. 2519 College Ave., Angola, Ind.

## THE NEW, EASY WAY TO LEARN CODE



... and to Learn it Right

Now you can master code easily, quickly and inexpensively by listening to phonograph records keyed by an expert and especially designed for home study by amateurs and experimenters.

### RALSTON RECORDED CODE COURSE

You hear the signals exactly as they sound over the air. Everything is explained in detail, both in the recordings and the accompanying book of instructions—you develop speed and confidence with amazing rapidity. Investigate today.

Save time—save unnecessary work—save money. Learn code the modern way! Write for details. **RALSTON RECORD CO.**, 5439 a. Willow St., Philadelphia, Pa.

## AMATEUR RADIO LICENSES

Day and evening classes in code and theory. Home Study Courses

THERE IS NO QRM IN THE INSPECTOR'S PHONES!

When you go up for your exam you will hear a clean, clear note without any interference, from a punched tape prepared by an expert. Study for your license the same way; by listening to a clean, clear note either in our classrooms or through code machines with tapes prepared by an expert. Hundreds of licensed students now on the air. Results guaranteed.

**AMERICAN RADIO INSTITUTE**  
1123 Broadway, Dept. 1-RT, New York, N. Y.

## RADIO ENGINEERING



RCA Institutes offer an intensive course of high standard embracing all phases of Radio and Television. Practical training with modern equipment at New York and Chicago schools. Also specialized courses and Home Study Courses under "No obligation" plan. Catalog Dept. SW-39.

### RCA INSTITUTES, Inc.

A Radio Corporation of America Service  
75 Varick St., New York, 1154 Merchandise Mart, Chicago

## Let's Listen In with Joe Miller

(Continued from preceding page)

and may be verified by writing IR. P. C. Arends, Engineer-in-Charge, Java Wireless Stations, Bandoeng, Java. The "commercials" may be heard at any time of morning, but usually around 5:30-7 a.m. when they have the best signal strength.

Of the East Indies islands, YBG. 10.43 mc., at Medan, Sumatra, is most frequently heard on an almost daily transmission anywhere between 5:30-6:30 a.m. Also keep a watch for PNI, 8.775 mc., Makassar, Celebes, and YCP. 9.125 mc., Balikpapan, Dutch Borneo, two other rare countries, which may be heard usually around 5:30-7 a.m., phoning other Javanese transmitters. YCP also reported as regularly heard at 4 a.m. All these transmitters are verified by the QRA given for the PL "commercials."

### JAPAN

All "commercials" are now being verified by the new card shown in last issue, confirming our reception of JFZC, which is the transmitter aboard the Japanese liner *Chichibu Maru*. The card is in pale green and white, with a faint white background showing one of their volcanic mountains.

Several new 'phones, apart from those listed last month, are reported heard. There is JZA. 7.11 mc., reported by James Moore, W6, and JJA. 15.74 mc., Nazaki. JZA broadcasts regularly, signing off at 10:19 a.m., while JJA was heard phoning at 1 a.m. by G. C. Gallagher, W6, who also reports JVL. 11.66 mc., at Nazaki, at 1 a.m., also heard here at 6:55 a.m. And we just found an item in our log that JJA was heard here at 3:15 a.m. JVH. 14.60 mc., heard at 4:45 a.m., and also heard very often near 7 a.m.

A new QSL is also being issued in confirming the Jap broadcasters, this one a card, not a letter; this will be welcomed by all DXers.

### ASIATIC REVIEW

*Fed. Malay States*—ZGE. 6.24 mc., Kuala Lumpur, which veri was pictured last month, is being well heard on West Coast, according to Jim Lanyon, VE5, and James Moore.

*Straits Settlements*—ZHJ, 6.05 mc., the old stand-by at Penang, reported by James Moore, often, till s.o. at 8:40 a.m. ZHJ is on daily except Sundays, 6:40-8:40 a.m.

*Siam*—A new transmitter at Saladang, Bangkok, on 6.11 mc., reported heard 8-10 a.m., usually on Wednesdays only, once on a Thursday, by G. C. Gallagher, W6. Another schedule is given as Wednesdays, 6:30-10:15 a.m.

*Indo-China*—Radio Boy-Landry is heard by G. C. Gallagher, on their 3 frequencies, 11.71, 9.72, and 6.21 mc., anywhere between 6-11 a.m., although listed on a schedule of 7:30-9:15 a.m. We have a report out for the 9.72 mc. frequency, recently heard at 6 a.m., very fine signal, so their schedule is not a fixed one. We'll try to land their 6.21 mc. transmission this winter to make all 3 verified.

Radio Hanoi II, 11.90 mc., was recently heard, though not very strong, having only 150 watts, on their regular schedule of 6-10 a.m. There is also Radio Hanoi I, on 9.51 mc., but it will be a rare day when anyone logs this one, as it has only 15 watts! These stations were built by René Lebon, F18AC, famous for his excellent phone sigs on 20 meters, heard all over the world. Address reports on Radio Hanoi to Radio Club de l'Indochine, Hanoi, Indo-China.

FZR, 16.25 mc., at Saigon, recently heard at 6:36 a.m., phoning FTK, 15.88 mc., St. Assise, France.

### OTHER DX

*Finland*—OFE, 11.78 mc., Lahti, is heard one morning at 1:30 a.m., with an excellent church program, but with poor modulation, on a strong carrier. Other Finnish transmitters operating are OFO, 15.19 mc., and OFD, 9.50 mc. OFO is listed as on from 1-3 a.m., 9 a.m.-Noon, and 12:15-5 p.m., irregular. OFE's schedule: 1:05-3 a.m., 5-6:20 a.m., 10 a.m.-12:30 p.m., irregular. OFD is on from 12:15-5 p.m., data courtesy IDA.

*Vatican City*—HVJ, 15.12 mc., can be counted as a separate country from Italy, and is excellently heard during their daily exercises. Sunday broadcasts from 10:30-10:45 a.m. "Way out West in Vancouver. Jim Lanyon reports HVJ R9 on a Sunday broadcast at 1 p.m., this a new time for HVJ to be heard. A nice serrated edge card with some Vatican City photo on one side will be the reward of all reporters who address Radio HVJ, Citta del Vaticano, Italy.

*Australia*—VLR, now being heard on 11.875 mc., and located at Melbourne, and announcing as VLR3, reported by Jim Lanyon, with an excellent signal, at 1:45 a.m. Try for VLR3 anytime between 1-3 a.m. This is the old VK3LR.

*Madagascar*—Radio Tananarive, 6.07 mc., is reported by Ashley Walcott during its morning broadcast from 10-11 a.m. It fades out after first quarter hour and Ashley adds its quality is much better than before.

*Mozambique*—CR7AB, 3.49 mc., at Laurence Marques, has joined with CR7AA and CR7BH in daily broadcasts, making three transmitters in operation in this Portuguese African colony. How-

# RADIO INSTRUCTION



New!

## Ghirardi's WORLD-Indicator



Speedy!

## Radio TIME Gadget

It's marvelous! This handy little gadget shows you exactly when and where to tune in any radio program, any time, anywhere! No more fumbling—Ghirardi's gadget does all that work automatically!

Shows in a Flash the correct Standard. Enlighten any Greenwiel! Mean Time for programs of any short-wave radio station in the world.

Risk nothing! Your money back if not satisfied after 10 days trial. Just write your name and address on this ad, mail at once with 50c (60c foreign). We ship postpaid anywhere!

50c POSTPAID

## A Turn of the Disc and there's the Time!



**RADIO & TECHNICAL PUBL. CO.**  
45 Astor Place, Dept. R&T-19,  
New York, N. Y.



## RADIO COURSES

New Classes Now Starting  
RADIO OPERATING—BROADCASTING  
● RADIO SERVICING — a practical course  
● RADIO AMATEUR CODE ● TELEVISION  
● ELECTRONICS—1 yr. day course 2 yrs. eve.  
Day and Evening Classes. Booklet Upon Request.  
**New York Y. M. C. A. Schools**  
4 W. 64th Street New York City

## BE A RADIO SERVICE EXPERT



Modern receivers require men with modern training for service work. **LEARN AT HOME**. Our home instruction method and service equipment offer starts you earning money almost at once. Up to \$3 an hour easy in a short time. Write for free book. **Radio Training Ass'n of America**, Dept. RT-91, Chicago 4525 Ravenswood Ave.

ever, the low frequency precludes much chance of CR7AB being heard in the States. Schedule is believed to be same as for other 2 stations, viz.: 12-1, 4:30-6:30, 9-11 a.m., Noon-4 p.m., daily. Sundays 5-7, 10 a.m.-2 p.m. CR7BH is being fairly well heard between 3-4 p.m. daily, on 11.718 mc.

# HAM STARDUST

The African season is definitely "in," and nightly up to a score of mostly South African phones are heard here on East Coast, from 11 p.m.-12:30 a.m. Asiatics are poor on East Coast, but West Coast enjoys good reception of both the South Africans and Asiatics, with the South Africans best from 9:30-10:30 a.m., the same time as for Asiatics out there! It would be indeed an experience for us "East Coasters" to have the opportunity of digging through a mess of both African and Asiatic phones at the same time, hi!

After the Africans die out around 1 a.m., soon after come the Australians, which are heard for most of the morning thereafter. At 2 a.m. or so, Europeans are being very well heard, and continue for between 1 and 2 hours. It has been noted by Ralph Gozen, W2, former I.D.A. Amateur Editor, that Asiatic amateurs are usually best heard on East Coast after the Aussies die out, which is usually about 7:30 a.m., although this varies with each month somewhat. So, whenever tuning during a.m.'s, keep right on, even when the VK's "pass out," as the band may produce some FB Asiatic DX.

On 10 meters, South Africans vanished, surprisingly, on their formerly reliable time of reception from about 11:30 a.m.-1:30 p.m. We believe they will return during the winter, though only on days with better than average conditions. However, 10 has "opened up" amazingly, and good DX can be heard from as early as 7 a.m. up to as late as 6 p.m. During the morning, European and North African "sigs" are heard and near 6 p.m. a few New Zealand and, occasionally, a VK or two are heard, but with difficulty, here in the East.

Oh, yes! Try for New Zealand on 20 after 7:30 a.m., from which time they are licensed to operate.

### AFRICA

VQ8AA, at Port Louis, Mauritius, lately QSL'd our report from 20 meter phone. VQ8AA was heard during June at 6:15 a.m. on 20, an odd time for such DX, but we were using our old reliable "rhombic" antenna with VQ8AA directly in the path of the beam and, as we have heard 7 stations in Madagascar, near which Mauritius is

located, we can't quite maintain it was an accident, hi! This FB QSL will be shown next month. OM Regnaud says he'll be operating from September with more power on phone, so keep a sharp ear for him! Also noted is that VQ8AE also is on phone in Mauritius.

FR8VX, 14,400 kc. approx., at Remion Island, reported by Max Fisher at 6:30 p.m., a FB catch, Max, OB, and our congratulations.

VQ4KTB, 14,030 kc., Kenya Colony, reported by Bob Hatcher, W4, 4 p.m. VQ4KTB and VQ4SNB, 14,084, reported by Ian Jamieson, with the former reported regularly on Sundays at 2 p.m. Ian says VQ4SNB refused to QSL.

VQ2HC, 14,320 kc., in Northern Rhodesia, is also reported by Ian, whose QRA (address) is the land of the "G's," England. Ralph Gozen also reports this one. A new one heard here one morning at 12:30 o'clock the other day is VQ2PL, on phone, 14,420 kc.

ZE1JE, 14,050 kc., Southern Rhodesia, also by Ian. Murray Buttkant reports ZE1JX, 14,090 kc.

CN1AF, lately on 14,130 kc., formerly on 14,278, located at Tangiers, International Zone, is "booming" into the U. S. almost any hour of the day with his powerful 500 watt phone. Here's a new country for all, and easy to get! We got our QSL from him in 24 days some service! CN1AF reported by many. Handsome veri card can be had by anyone reporting to: Jose M. Sierra, 19, Rue Sources, Tangiers, International Zone, No. Africa.

CN8BA, 14,040 kc.; CN8AW, 14,050; CN8AN, 14,050, 14,120, reported by Murray Buttkant, W2, in Morocco.

Other Moroccan calls: CN8MA, 14,060; CN8MI, 14,300; CN8AR, 14,260; CN8AL, 14,250; CN8AY, 14,130.

From Egypt: SU1MW, 14,130; SU1AX, 14,030; SU8MA, 14,100.

Algeria: FA8CF, 14,070; FA3HC, 14,125. These North Africans heard at same times as Europeans, during afternoons, early evenings.

From South Africa comes this batch of calls: ZS6ED, 14100, 14280; ZS5AB, 14300; ZS5BZ, 14040; ZS2AZ, 14140; ZS6DJ, 14040; ZS1CN, 14080; ZS5AW, 14100; ZS1BY, 14060; ZS1BL, 14010; ZS6A, 14080; ZS6DY, 14100; ZS6DF, 14040; ZS1AX, 14080; ZS5CA, 14140; ZS5M, 14030; ZS5CO, 14400, 14280; ZS6DL, 14050; ZS4H, 14080; ZS6S, 14135; ZS5CL, 14130; ZS1AL, 14400; ZS6L, 14080; ZS6BR, 14030; ZS1AF, 14075; ZS2N, 14020; and in Southwest Africa, ZS3F, 14060, just "roared in"! All heard between 11 p.m.-1 a.m. Murray Buttkant, W2; Harry Honda, W6; Carl Weber, W2, and "yours truly" report these.

**ASIA**

From Ian Jamieson comes a nice list of Asiatic 20 meter phones. From India: VU2PQ, 14190; VU2PS, 14090; VU2FU, 14210.

Ceylon: VS7RF, 14180; VS7GJ, 14080; also by Ian J: PK3WI, 14060, also by Ian, and PK1PK, PK1SK QSL'd 40 meter phone reception for Ashley Walcott, FB!

Burma: NZ2DY, 14360, by Ian. Ashley reports a veri from 2DY, also NZ2PB. 2PB tells Ashley that the following are active on 20 meter phone, NZ2EX, 2EZ, 2DP, 2DY, 2AC, 2DX, and shortly 2LZ and 2JB. Almost all listed hams on phone!

China: It is with much regret that we learned through Hal Clem, W6, that XU8RB lost his ham license due to excessive traffic handling. This ruling probably made by Jap authorities now in Shanghai. Penalized for excessive public service, we do hope to have "Reg" back on air soon, as he's a

FB chap indeed! Ashley reports a veri of XU8RJ, located in the business center of Shanghai, and who would appreciate any East Coast reports. XU8RJ says he uses 80 watts; XU8MC, 135 watts, and XU8ET, 60 watts.

Japan: J5CC, 14300, 14380, is reported as using a power of 1-3 kw., according to Harry Honda, who learned this from XU8EN. This makes J5CC one of the most powerful Ham phones in the world today.

**OTHER DX—20 Meters**

New Guinea: VK9XX, 14280, at Rabaul, reported at 7 a.m. by Harry Honda. Also on 14001 at 5:40 a.m. by James Moore.

New Zealand: ZL2BE, 14210, heard by Harry Honda, W6, at 1:3 a.m. in American phone band. On East Coast, ZL3KX, 14170, reported, 7:30-8 a.m. ZL3K are not permitted to transmit on phone before 7:30 a.m. E.S.T.

From Europe, reported by Ian Jamieson are: LY1BE, 14050; LY1KK, 14110, in Lithuania. Also OH5NR, L.F. side; OH2OI, 14100, in Finland, and YU7XN, 14140, in Yugoslavia.

TP3C, H.F. side, Iceland, heard 6:47 p.m. by Bob Hatcher, W4, who also reports ZB1R, 14300, 5:22 p.m., in Malta. FB DX, Bob!

**10 METERS**

New Zealand: Roger Legge reports some FB DX here, in: ZL1MR, 28100; ZL2AU, 28400; ZL2FY, 28100; ZL3AY, 28150; ZL3KZ, 28140; making 9 ZL's for Rog, who is in W8 district. FR, OB! Also ZL3KZ, here.

China: XU7AA, 28260, as yet unlisted, is a FB catch which Chris Jaffe snared at 9 a.m., while XU3AA contacted a W5 on schedule. Chris, using a National 1-10 receiver, also snared HR4Z, on 5 meter phone, 56,620, which is somp'n to brag about! This catch in Honduras was heard at 3 p.m.

Africa: SU1GP, 28090, Egypt, heard here at 7:30 a.m., also by Rog Legge.

South Africa: ZS6EG, 28250; ZS1AX, 28400; ZS6ED, 28300; ZS6A, ZS6S, ZS6DY, by Harry Honda, Rog Legge and Y. T.

Morocco: CN8AJ, 28250, and CN8AV, 28230. For your VAC entries, note that Philippines and Java definitely count as Asia.

**Rules for VAC Certificate**

● RADIO & TELEVISION Magazine has prepared a handsome VAC (Verified All Continents) certificate which will be issued to all short-wave listeners submitting adequate proof of verification from all continents. To secure a VAC certificate the listener must send in a verification card from each of the continents. The VAC certificate will only be issued for verifications of radio-phone stations, not C.W. stations. The certificates will be signed by the DX Editor, and Hugo Gernsback, Editor-in-Chief of RADIO & TELEVISION.

It is advisable that the cards be sent in a neat package and insured for safe delivery. All cards submitted will be returned. The listener should enclose return postage.

A nominal charge of twenty-five cents (25c) will be made for the certificate to cover the cost of handling and printing.

The DX Editor will be the judge as to whether the verifications submitted are bona fide.

A special notation will be made on the certificate in the event that a listener has more than one complete set of verifications from all continents.

All entries should be made to the VAC Editor, RADIO & TELEVISION, 99 Hudson Street, New York, N. Y.

**What Do YOU Think?**

(Continued from page 530)

back memories of old days when we used crystal detectors, loose couplers, variometers, etc., in our receivers, and high voltage transformers, rotary or quenched gaps, etc., in the Xmitters. Hope you will from time to time include articles of this nature because it sure is good to look back once in a while and see how far we have come in so few years.

And now for the station—the transmitter is crystal-controlled, using a 47 oscillator, a 46 as a doubler or buffer and an RK20 final, running 125 watts input on the three bands we work; namely, 80, 40 and 20 meters.

The receiver is an RCA—ACR175; the antenna is at present an 80 meter Zepp with 45-foot feeders—this antenna has proven very effective on the three bands used by this station, some of our accomplishments being as follows: W. A. S., W. A. C., 3 times, and 50 foreign countries worked.

Several prizes have been won in western Pennsylvania contests.

W8NCJ is always glad to GSP and never too busy to ragchew with nearby Hams or "newcomers" in the Ham game. SWL cards with accurate reports are always promptly answered and we have exchanged many station photos for those of SWL receiving post photos.

For phone work we use suppressor-grid modulation of the RK20 final, the audio, and start with a crystal mike feeding into the grid of a 6J7 to 6C5 into 6F6 modulator. Three separate power supplies are used, one for modulator, one for osc. and buffer/doubler stages, and a high voltage power-supply using two 866 tubes, furnishing 1250 volts to the plate of the RK20 final.

R. R. ROSENBERG, W8NCJ, Box 43, Knox, Pa.

**RADIO INSTRUCTION**


**The FIRST STEP to HIGH SPEED CODE!**

WE'VE seen it happen time and time again! Fellows that couldn't get anywhere with their code, many that could not even get their license, were all ready to give up. Then they came to Candler, and in a few weeks time, they made more progress than in months and years of undirected practice. Code became as easy to read as print, without any more strain or effort than it takes to read a newspaper!

Anyone can learn code the Candler way! Candler teaches sound consciousness and the correct fundamentals—you start right and almost before you realize it, you'll be sending and receiving code with the fastest ops on the air.

Ask any skilled operator about the Candler System—Maker of Champions! Send for the FREE Book of Facts, learn how the Candler System operates—and what others have to say about it.

SEND FOR FREE BOOK OF FACTS!



**CANDLER SYSTEM CO.**  
Box 331, Dept. S-1, Asheville, No. Carolina, U.S.A.  
British Address: Room 56, Craven House, Kingsway London, W. C. 2

**YOUR FUTURE IN RADIO TELEVISION**

● These growing industries need trained men for sales, service, operation. Your chance for employment and advancement depends on thorough training. National Schools offer you time-tested training. Complete, modern facilities and equipment in the largest trade school in the West.

**NATIONAL SCHOOLS**  
4000 S. Figueroa Street, Los Angeles

NATIONAL SCHOOLS, Dept. 1-RT, Los Angeles  
Please send free Radio and Television Booklet.

NAME \_\_\_\_\_ AGE \_\_\_\_\_  
ADDRESS \_\_\_\_\_  
CITY \_\_\_\_\_ STATE \_\_\_\_\_

**LEARN CODE RIGHT**

Always ready—no weather interference—beats having someone send to you. Speed range 5 to 40 W.P.M. Radio or Morse. STANDARD with 10 tapes and book of instructions . . . \$20.25  
JUNIOR with 5 tapes and book of instructions (not rented) . . . \$12.00  
Complete oscillator equipment less battery . . . \$6.50  
RENTAL Standard with 10 tapes and books of instructions \$3.00 first month, \$2.25 each additional month. With transformer and tube socket 25c per month more. With key and head phones 50c per month extra. \$10 deposit or business references required. Write for details today.



**INSTRUCTOGRAPH COMPANY**  
Dept. SW-1, 912 Lakeside Place, Chicago, Ill.  
Representatives for Canada:  
Radio College of Canada, 863 Bay St., Toronto

**LEARN RADIO TELEVISION**

500 LICENSED graduates placed in past 7 years in shipping, broadcasting, aviation, police, etc.; we also teach radio servicing and repairing; new beginners' class Sept. 12th, Nov. 7th.; 52-page catalog free; oldest, largest and best equipped.

**MASS. RADIO SCHOOL**  
18 BOYLSTON ST., BOSTON Est. 1899

**RADIO ENGINEERING**

broadcasting, aviation and police radio, servicing, marine radio telegraphy and telephony, Morse telegraphy and railway accounting taught thoroughly. 48 weeks' Engineering course equivalent to three years of college radio work. All expenses low. Catalog free. School established 1874.

Dodge's Institute, Turner St., Valparaiso, Ind.

ON4BA	28.195	3	5	Taglauer
ON4DI	29.990	5	7	Jordan
ON4BG	14.135	4	8	Fitzpatrick
ON4PA	28.870	-	-	Robinson
ON4DI	14.010	5	7	Rowley
ON4TO	14.420	5	7	Rowley
EI2L	14.100	4	7	Wood
EI6G	14.000	3-4	7-8	Carling, Fitzpatrick
PAFT	28.120	5	7	Hartzell
PAMZ	14.038	4	6	Hartzell
SV1CA	14.370	5	5	Yours truly
CT1AY	14.100	5	7	Slaughter, Yours truly

The Aussies are coming in quite regularly now, and with fairly good signal strength. The following were reported:—

Call	Freq. mc.	R	S	Observer
VK2GU	28.250	4-5	6-9	Taglauer, Rush
VK2HX	28.420	-	-	-
VK2ABP	14.120	3	5	L. Fuller
VK2NS	14.045	2	5	Hartzell
VK2AB	14.050	5	8	Hartzell
VK2UY	14.030	4	7	Hartzell
VK2AP	14.300	5	8	Hartzell
VK2UZ	14.090	4	6	Hartzell
VK2YX	14.095	5	8	Slaughter
VK3ZL	14.120	3	6	Fitzpatrick
VK3ZS	14.100	5	6	Slaughter
VK4JP	14.020	5	8	Lang
VK4KO	14.050	5	6-8	L. Fuller, Lang
VK4AX	14.270	-	-	-
VK4VD	14.050	5	6	L. Fuller
	14.100	5	8	Hartzell
	14.148	4	7	Wood

In the area known as Oceania, we find several, among them these:—

Call	Freq. mc.	R	S	Observer
PK6XX	14.020	-	-	-
	14.009	3-5	4-9	Taglauer, L. Fuller, Wood, Hartzell, Robinson
	14.000	-	-	-

## S. W. League

(Continued from page 539)

PK2AY	14.270	5	7	Wood
K6OFW	14.000	5	7	L. Fuller
K6BAZ	14.150	5	8	Rowley
K6LKN	14.190	5	8	Rowley, Yours truly
K6MVA	14.180	5	8	Rowley
K6BNR	14.150	5	8	Noyes
K6OTT	14.220	5	9	Noyes
K6NZQ	14.200	5	9	Noyes
K6OJI	14.150	5	9	Noyes
K6POR	29.580	5	9	Noyes
VR6AY	14.345	5	5-8	Noyes, C. Fuller
KA1JM	14.260	5	8	Slaughter, Lang
KA1ZL	14.260	5	6	Lang
KA1CS	14.146	5	6	Wood
KA3KK	14.310	4	6	Lang
KA7EF	14.140	5	7	Lang, Wood
ZL2FY	14.150	-	-	-
ZL2CI	28.410	5	6	Rush
	14.012	3	5	Wood

Observer John Versfeld reports to us that the following American Hams are being heard in his locality of South Africa:—

Call	R	S	Call	R	S
W1BES	5	8	W6IFJ	5	8
W2JAA	5	8	W8JOV	5	8
W2EOA	5	8	W9CSY	5	9
W2JCY	5	7	W9ZXX	5	8
W4CDQ	5	9	W9KIP	5	9
W6OSY	5	6	-	-	-

Also, he reports the following as having been received in South Africa during September.

Call	R	S	Call	R	S
VK5DR	5	4	KA3KK	5	8
VK6WZ	5	6	G6WX	5	8
VK3EK	5	6	G8MX	5	8
F8XD	5	6	VQ2FL	5	8
PK1ZZ	5	7	VQ2HC	5	8
PK3VI	5	8	ZETJR	5	8
CR7AK	5	9	ZELJX	5	8
CO2GO	5	6	ZELJZ	5	8
CN8AR	5	7	ZELJS	5	8
KA1CS	5	7	-	-	-

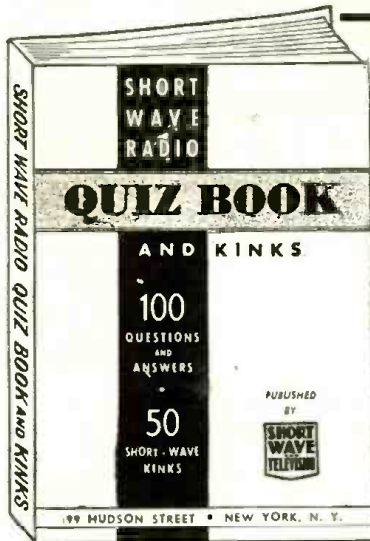
Mr. Versfeld heard these American Hams on 10 meters.

Call	R	S	Call	R	S
W2JCY	5	6	W9EAG	5	5
W9DAY	5	6	-	-	-

Observer Rowley of the Canal Zone reports the following as being heard in his district:—VE3SM, W6IXY, W6LXA, W7ANS, and W7ESK. And there you have it, om. This finishes up our reports for this month.

Some time ago, we reported that Observer Hatcher had made a good record in receiving all six continents. Well, this has been broken by our observer for India, Masud Akhtar. Observer Akhtar received all six of the continents in less than five minutes. On January 4th of this year, Mr. Akhtar heard a QSO among W2DLH, VU2CQ, HK5AR, SU5G, VK4JU, and G5ML. These stations sent a message from one to the other until it had been around the world, and received again at the station of origin. Mr. Akhtar heard this message as it was transmitted by all six of the stations representing the six continents. The time it took this message to go around the earth was just three and one-half minutes.

Well, this about winds up the rag-chewing for this month. Here's wishing you the best of luck and lots of dx for the coming year.



## FREE BOOKS—AND HOW YOU

HERE is a brand new book—with an unusually interesting content. The text—prepared by the Editorial Staff of RADIO AND TELEVISION, contains a variety of material which only experts could select and incorporate in such an excellent volume. "SHORT WAVE RADIO QUIZ BOOK AND KINKS" cannot be bought—it is sent to you absolutely FREE with your subscription to RADIO AND TELEVISION at the Special Rate of Seven Months for One Dollar. (Old subscribers may get this book by extending their subscription.) The book contains 64 pages with a heavy flexible colored cover. It measures 5½ x 8½ inches, and includes hundreds of photographs and diagrams. The contents are outlined below.

### Contents of the "QUIZ BOOK"

Questions and Answers Covering S-W transmitters. Questions and Answers Covering S-W Receivers. Ultra-Short-Wave Transmitters and Receivers. S-W "Kinks"—Short-cuts and Practical Wrinkles, Coil Winding Data. How to Add an Audio Amplifier to a Small S-W Receiver.

How to Connect an R.F. Stage Ahead of Your Present Receiver.

Dozens of Novel New Hook-Ups for the S-W Experimenter.

Clear diagrams showing how to connect the latest type tubes in place of your old tubes, so as to obtain greater DX.

### HOW TO "HOOK UP"

S-W Converters  
Noise Silencers  
Power supplies  
Modulators  
Beat Oscillators  
Antennas  
Pre-selectors  
5-meter receivers

RADIO AND TELEVISION • 99 Hudson Street • NEW YORK, N. Y.

RADIO AND TELEVISION, 99 Hudson Street, New York, N. Y. R&T-1-39  
Gentlemen: Enclosed you will find my remittance of \$..... for which enter my subscription to RADIO AND TELEVISION as checked below; also send me, postpaid, the book or books which I have marked at the right.

- 7 months—\$1.00—choice of any one of three (3) books. (Canadian and foreign—\$1.30)  
 14 months—\$2.00—choice of any two (2) of the three (3) books. (Canadian and foreign—\$2.60)  
 21 months—\$3.00—all three books. (Canadian and foreign—\$3.90)  
 If you are a subscriber now, we will extend your present subscription.  
 New subscriber  Old subscriber

Name..... Address.....

City..... State.....

Send your remittance by check or money order. If you send cash or unused U.S. postage stamps, please be sure to register your letter for your own protection.

- S.W. RADIO QUIZ BOOK AND KINKS  
 ABC OF TELEVISION  
 SHORT WAVE GUIDE

CAN GET THEM!

### 2 Other FREE Books


#### ABC OF TELEVISION



Contains latest material on Television developments. It covers theory of scanning; simple television receiver, how the eye sees; the photo-electric cell; neon lamps; need for broad channel width in transmission of high-fidelity television signals; cathode ray tube and television receivers; Farnsworth system of television transmission, and other important features.

#### SHORT WAVE GUIDE

Covers hundreds of Short-Wave questions and answers; illustrates popular Short-Wave kinks; gives instructions for building simple Short-Wave receivers; instruction on the best type of antenna to use; diagram and construction details for building a simple "hand" transmitter; practical hints on Short-Wave tuning.





# COMMERCIAL NOTICES 10¢ A WORD

Under this heading only advertisements of a commercial nature are accepted. Remittance of 10¢ per word should accompany all orders. Copy should reach us not later than the 19th of the month for the second following month's issue.

## AGENTS WANTED

**300% PROFIT SELLING GOLD** Leaf Letters for Store Windows. Free samples. Metallic Co., 446 North Clark Chicago.

## CORRESPONDENCE COURSES

**500,000 USED CORRESPONDENCE** Courses and Educational Books Sold. Rented. Exchanged. All subjects. Satisfaction guaranteed. Cash paid for used courses. Complete details and bargain catalog free. Send name. Nelson Company, 3488 Manhattan Building, Chicago.

## INSTRUCTION

**RADIO ENGINEERING, BROADCASTING, aviation and police radio, servicing, marine and Morse telegraphy** taught thoroughly. All expenses low. Catalog free. Dodge's Institute, Colt St., Valparaiso, Ind.

## MANUFACTURERS' REPRESENTATIVE

**SCANDINAVIA, AGENT FIRST-** class introduced wants for Scandinavia representation of manufacturer of portable radios, etc. Zaun, 9 Rue General Gratty, Bruxelles.

## MISCELLANEOUS

**BOYS—DON'T BE BULLIED!** Learn how to throw an antagonist even though he be twice your size—how to disarm a gunman and render him helpless. These and a hundred other

effective methods explained in book on **Jui-Jitsu** (scientific method of self defense). Taught to law enforcement bodies in the U.S. and throughout the world. Only until March. Price \$1 postpaid. V. Kaupas, 114th & Holman, Chicago.

**7 MILLIAMETER, HEAVY RUBBER** insulation, high voltage lacquered cable, suitable for transmitter, 2¢ per foot. Gold Shield Products, 350 Greenwich St., New York City.

## PATENT ATTORNEYS

**INVENTORS—PROTECT YOUR** rights before disclosing your invention to anyone. Form "Evidence of Conception," Schedule of Government and Attorney's Fees" and Instructions sent free. Lancaster, Allwine & Rommel, 436 Bowen Building, Washington, D. C.

## PUBLICATIONS

**COLLECTORS! SUBSCRIBE TODAY!** Swapper's Digest—Only 50¢ Year. Colorado, Texas.

**MONEY MEANS PLEASURE, MY** 64 page book shows how, 25¢. Write today. Gurney, 4825 So. Marshfield, Chicago.

## QSL—CARDS—SWL

**100 NEAT SWL CARDS PRINTED** with your name and address sent postpaid for \$1. Binch of samples and RST Chart for five cents in stamps. WIBEK, 16 Stockbridge Ave., Lowell, Mass.

## RADIOS

**KITS—DISTANCE CRYSTAL SET** \$1.00. Plans 10¢; metal tube receiver \$2.00. Information free. Calfradio, Box 94, Saugus, Calif.

## SHORT WAVE COMPONENTS

**PLUG-IN COILS, SPACE WOUND** on four prong 1 1/2 x 1 3/4 forms. Tune 15-210 meters with .00014 condenser. 32¢ set postpaid. Noel, 728 Birch, Scranton, Pa.

## SHORT WAVE DIATHERMY

**EARN \$56.00 PER UNIT, SELLING** nationally advertised short-wave diathermy unit to physicians. Reliable firm. Estab. 60 years. Valuable territories now open. McIntosh Electrical Corp., 223 N. California Ave., Chicago.

## SHORT WAVE RECEIVERS

**USED DOERLE'S, D-38, BS-5, 7C,** reconditioned by factory, 40% off. See January Short Wave & Television for description. Kusterman, 68 Barclay St., New York.

## SONG POEMS WANTED

**WANTED ORIGINAL POEMS,** songs for immediate consideration. Send poems to Columbian Music Publishers, Ltd., Dept. R-49, Toronto, Can.

## TELEVISION

**TELEVISION EXPERIMENTAL** Kit \$9.50. Arthur Pohl, 2123 Hubbard, Detroit, Mich.

# 1-Tube Receiver

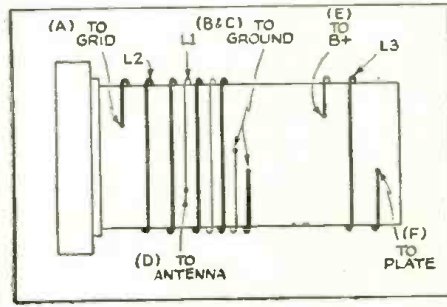
(Continued from page 544)

the ground end of the grid coil. These three-winding coils can be procured already wound.

All three windings must be wound in the same direction.

## Band-spread Provided

Our system of continuous electrical band-spread is obtained by the use of two variable condensers, a 100 mmf. unit used for



Details of 3-Winding Coil

band setting and a 35 mmf. unit with a vernier dial used for actual band-spread tuning.

Grid bias for the 6P7G triode section is obtained by the grid-leak method. This system has the double advantage of being beautifully simple and much more effective than a bias cell, which might ordinarily be used where only a small amount of bias is needed. Essentially its operation is as follows: since most tubes draw a minute amount of grid current, even with a negative bias applied to the grid, a very high resistance in the grid circuit will cause a drop of voltage of the proper polarity across it. Generally a resistor of about 15 megohms is sufficient. This, in common with a rather small size coupling condenser, a .004 mf., were used in this receiver. Incidentally the condenser should have a very high leakage resistance, one having mica insulation being called for.

The diagram shows the output of the receiver hooked up for use of a pair of magnetic phones. If crystal phones are to be used, a slight change must be made since no direct current must be allowed to pass through the phones. The addition of a 50,000 ohm resistor and .1 mf. condenser as shown in Fig. 1A will effectively isolate the crystal phones from direct current.

The author's model of this band-spread receiver was constructed in a small Crowe metal cabinet 9 1/4 x 6 5/16 x 4 7/8 inches. This cabinet proved highly satisfactory, being not only of a convenient size, but more ornamental than any that could be home-made. Use of a cabinet instead of the panel and base-board type of assembly is advantageous in that the receiver is not only completely shielded, but dust, the bête noir of short-wave efficiency, is kept out of the receiver parts.

The only parts mounted on the front panel are the 100 mmf. band-setting condenser and the 50,000 ohm regeneration control. All the other parts are fastened to the base plate. The various components have been so arranged that the length of the r.f. leads is an absolute minimum. In order to facilitate duplication, placement of the mounting holes has been indicated in Fig. 2A. Similarly Fig. 2B shows the location of the mounting holes on the front panel.

Both the six-prong isolantite coil socket and the octal tube socket are mounted above the base plate by means of the mounting studs furnished with the sockets. In mount-

# FOR SALE (NON COMMERCIAL) 3¢ A WORD

Under this heading we accept advertisements only when goods are offered for sale without profit. Remittance of 3¢ per word should accompany all orders. Copy should reach us not later than the 10th of the month for the second following month's issue.

**FOR SALE—RCA BATTERY** superhet. Uses 6 199 type tubes. Several meters. 5 meter converter. Crossman Air "Gun," Harry Ackerson, Box 322, Ramsey, N. J.

**EXPERIMENTER-SERVICEMAN** selling out. Dozens of bargains! Send for free list. Stecher, 605 Wenonah, Oak Park, Illinois.

# BARTER AND EXCHANGE — FREE!

**NO ADVERTISEMENT TO EXCEED 35 WORDS, INCLUDING NAME AND ADDRESS**  
Space in this department is not sold. It is intended solely for the benefit of our readers, who wish to buy or exchange radios, parts, phonographs, cameras, bicycles, sporting goods, books, magazines, etc. As we receive no money for these announcements, we cannot accept responsibility for any statements made by the readers. Use these columns freely. Only one advertisement can be copy should reach us not later than the 10th of the month for the second following month's issue.

**HAVE NEW AMPHETHE MICRO-** phone, books, field glasses, violin, camera, projector, electric shaver, etc. Your list for mine. M. Epstein, 2953 Ruckle St., Indianapolis, Ind.

**HIGH GRADE 12-GAUGE DOUGLASS** barrel shotgun. Latest Marlin .25-20 repeater rifle. Both A-1. Trade for revolver, radio, typewriter, or? C. Moore, 211 East 108th Street, Los Angeles, Calif.

**WILL SWAP HUNDREDS OF AS-** sorted magazines. Want small 4 or 5 tubes A.C. broadcast band radio in working order. E. W. Rellington, 754 Bergen Street, Brooklyn, New York.

**SWAP NEW TUBES OR CASH** for old automobile and motorcycle license plates from every state and country on earth. Trade radio set for old automobile. What say? Anthony Shuplenus, Newport, N. J.

**AMERICAN CODE READER COM-** plete, extra tape, 150-26,000 meter coils, etc. for heavy duty transmitter power units, tubes, meters, condensers 440-500 capacity, or for what have you. Thomas, Proctorville, Ohio.

**I HAVE GOOD CARTER GENE-** rator, 22 rifle, and 25 watt electron coupled transmitter. I would like to trade for crystals, short wave receiver, or transmitting equipment. Milton Bender, Saugus, Calif.

**WILL SWAP GILBERT NO. 4 1/2** erector with 110 V. A.C. motor, 25 airplane magazines and \$1.00 book on flying. Want radio parts, 5 or 10 meter receiver or? Robert A. Theunin, 1222 W. Thompson St., Pulla, Pa.

**STAMPS—HAVE LARGE AMOUNT** of all types of U. S. duplicates on hand to swap for British Colonies and foreign airmails mint or used in lots or singles. W21AG, 2807 Clafin Ave., New York, N. Y.

**WANTED: RECENT PUBLICA-** tion of "Radio Operating Questions and Answers" by Nilson and Hornum, and "How to Pass Radio License Examinations" by Drev. William Rosenthal, 1624 19th Street, Monroe, Wisconsin.

**HAVE HOWARD MODEL 430** communication receiver. Will swap for 35 or later Super Skyrider. 39 model Howard. Or what have you in good shape. Steve Vargo Jr., 2333 Riverside Ave., Dayton, Ohio.

**WANT TO BUY FOR CASH 500** watt fone and CW rig for 160 fone operation and twenty forty eighty CW. Must be in good condition. W8JZT, Alfred, N. Y.

**I HAVE GOOD CARTER GENE-** rator, 22 rifle, and 25 watt electron coupled transmitter. I would like to trade for crystals, short wave receiver, or transmitting equipment. Milton Bender, Saugus, Calif.

**HAVE MODEL 89 DELUXE SU-** preme Radio tester, Model 20 Weber oscillator, seven volumes Riders Manuals, good as new, for what have you. Glenn Wilson, Box 193, Pretty Prairie, Kans.

**PRINTING EXCHANGED FOR** 5-6-7 tube A.C. 100V receiver, buf. 5 meter transmitter or equipment, or good relays. Give complete information. All mail answered. Ill-Class, 5744 East New York Street, Indianapolis, Indiana.

**TRADE 1937 HAWLEY-DAVIDSON** model 74 motorcycle blue finish perfect condition, good tires, for high power fone rig. Must be complete and in good shape. Jayne Arrance, Box 651, Alfred, New York.

**SWAP CRYSTALS AND BLANKS** for all bands, new \$8.00 radio bux, good receiver type tubes, Supreme 85PL tube tester. Will test metal, glass tubes and condensers for ham parts. Dawson, 1308-F, The Dalles, Oregon.

**WANT RECORDS BY ROSWELL** Sisters, Andrews Sisters, Helen Ward, Edythe Wright. Will give other records, expensive exercise, short wave radio, radio parts, also postage stamps. Please write, Walt McIntosh, Jr., 8 Summer Street, Melrose, Mass.

**WILL SWAP A TRIFONE** model 585 complete, A.K. 94 chassis unit, Confidence automatic tube tester, and other radio parts, for a good A.C. all wave oscillator or? I. Finney, 45 River St., Cambridge, Mass.

**MODERN RADIO SERVICING.** Field Data book, hundreds resistors, transformers, condensers, speakers, receiving tubes, two hundred dollar stamp collection. Swap for fifty watt, high voltage ham equipment. W5GTU, Rio Hondo, Texas.

**HAVE GENERATOR: 56-2A5,** 5-10M. receiver; 10M. converter; power supply; portable mobile DX receiver, French mike. Want crystal key, other radio or photographic equipment. Saul Weingarten, Rt. 1, Box 94, Saugus, Calif.

**SWAP COMPLETE PARTS FOR** model 89 Philco, tubes and speaker, deluxe Schick razor and few dollars cash for good A.C. short wave set working speaker. All replies answered. John Totb, 347 Hancock Ave., Bridgeport, Conn.

**TRADE FOR PHOTOGRAPHIC** equipment, rifles, Triplet signal generator, VT voltmeter, modulation monitor, audio oscillator, volt-ohm-milliammeter, Cough-Brengle OMA generator, RCA 5 meter transmitter, Nial Ultra Skyrider, Mark Potter, East Avenue, Parkridge, Ill.

**WANT — CORRESPONDENCE** from all over the world. Will trade stamps, photos, postcards, magazines, information. I am a student of Radio-Television (Beginner). Will answer. Tom Wasserman, 1975 Pine-see St., Det., Mich., U.S.A.

**WANTED: CRYSTAL PICKUP,** or? Will trade battery charger, RCA 7 tube radio, 4 tube A.C. radio, Heudric 245 analyzer, Am. Flyer electric train, Winchester pump, #2 Norman Berg, New Richmond, Wis. (Continued on opposite page)

ing the isolantite sockets, care should be exercised to use the fiber washers which are also furnished with the sockets. A fiber washer should be placed on each side of the socket mounting hole where the socket comes in contact with the stud or the nut holding the mounting bolt. Failure to use these washers in this manner may result in cracking the socket.

The four terminal connection strip shown in the photo in front of the audio choke is also mounted on a pair of brass studs. This terminal strip serves as a means of connecting the receiver to its power supply. Alternatively a four-wire cable can be directly connected to the proper points in the circuit, thereby eliminating the need for the terminal strip.

Since the Crowe vernier dial required that the band-spread condenser be mounted back of the panel, it was mounted on a pair of 2-inch brass studs on the base plate.

On the side of the cabinet near the regeneration control are mounted a pair of insulated phone tip jacks, providing a convenient method of attaching the earphones. On the other side of the cabinet is a dual binding post strip to which are connected the antenna and ground.

### Wiring Is Simple

Wiring is very simple. After mounting the two sockets, band-spread condenser and the audio choke and the terminal strip on the base plate, wire these components together. Keep all r.f. leads as short as possible, remembering that the shortest distance between two points is a straight line. The 15 megohm grid resistor is mounted right at the socket terminals between the triode grid and the cathode which is grounded. Do not depend on the chassis itself for grounding, but connect together all points going to ground and ground to the chassis at one point. Before fastening the base plate to the cabinet sides, bring out leads from the parts mounted on the plate which are to be connected to the band-setting condenser and regeneration control. Now fasten the base plate to the sides of the cabinet with the four rubber feet furnished with the cabinet. After wiring in the phone tip jacks and antenna strip, fasten the front section of the cabinet to the sides with the two small screws and connect the proper leads to the band-setting condenser and regeneration control. The receiver is now complete and ready for operation.

A simple power supply such as is shown in the accompanying diagram can be used. If desired, however, battery supply may be used. For heating the filament, a 6 volt storage battery is ideal. Alternatively, 3 dry cells can be used, since the filament drain is only three-tenths of an ampere. Either 45 or 90 volts may be used for plate supply, although the higher voltage will give a little better sensitivity and greater volume. If batteries are used, it will be necessary to have a double-pole single-throw switch mounted on the regeneration control as shown in the diagram in order to disconnect the "B" battery as well as the "A" battery; otherwise the "B" battery will continue to discharge through the regeneration control even when the receiver is not in use. When using an external power supply, the filament and plate switch may be omitted and the power supply controlled by a switch mounted directly on the power supply.

Any type of antenna may be used, although a single wire of about 50 feet will give all-around satisfactory results. If a doublet type of antenna is used, the number of primary turns (L<sub>1</sub>) must be reduced to the value shown in the coil chart. Also the primary must not be grounded.

(Continued on following page)

# BARTER and EXCHANGE FREE ADS (continued)

EXCHANGE READRITE TUBE tester in carrying case, Model 495, for transmitting parts, or what am I offered in trade? A. Kineldorf, 1487 Vyse Ave., Bronx, N. Y.

WANT—ULTRA SKY ROVER, battery model, 19+127G tubes, speaker in same cabinet, coils. Swap 11-tes 3-5 camera lens projector, or \$100 set (having instruments plus \$10.00 Federal Enlarger, William Geiber, Hampton, New Hampshire.

WILL SWAP A GOOD SET OF story books for left hand golf clubs or fishing tackle, or short wave set, will also swap SWL cards, Leo Wasieki, 1143 Lincoln St., South Chicago, Ill.

70 POWER MICROSCOPE AND KIT, 100 power prism field glass with case, pocket camera 1 1/4 x 1 1/4, earphone 2100 ohms. What have you? Correspondence invited, Gerard Beaman, 17 Godwin St., Lazon, P. O. Canada.

WANT—GOOD CRYSTAL MICROPHONE, 7011 preferred, or some other good make, also want a 20 meter Billy crystal, or what do you have. Have almost new tennis racket. Floyd Charwell, 111 Pajaro St., Salinas, Calif.

WANTED: SKY-BUDDY RECEIVER. Will trade 1000 different unused postcard views, \$4.00 credit on a used correspondence course, Joseph McGuire, 5022 So. 38th St., Omaha, Nebr.

WILL TRADE: 8 TUBE SHORT wave super, magic eye, tubes, coils, 8" speaker in cabinet, built in power supply. All continents logged. Want good camera. Henry Miller, 3540 Iota St., Chicago, Ill.

DISPOSING OF EQUIPMENT AND parts. Swap transformers, chokes, power packs, tubes, meters, transmitter, transceiver, coil forms, etc. What do you need? What have you? Card brings list. W91AQ, 600 Wisconsin, Oak Park, Ill.

I HAVE ONE GOOD "TURBET Tool Post" a device which holds all tools at once for a metal turning lathe. Let's do some trading. Paul Kincaid, Brayner, Missouri.

HAVE \$10. 8MM MOVIE EQUIPMENT (camera, projector, films). Would like Ham or all wave superhet or record changer. Tom Cullen, 22 Simpson Ave., Wallingford, Conn.

WANTED—FREQUENCY MODULATOR and Rider's manual in good condition. Will exchange blade saw and jig saw. These have been used but once. All letters answered. William Nathan, 521 N. Division St., Ann Arbor, Mich.

SWAP HOMEBUILT R.S.R. receiver, value \$8.00. Also All-Star senior has cabinet and speaker, coils 10-80, 250-555 meters want swing band receiver, Sky-Buddy, etc. H. J. Gehl, 2204 Crane Ave., Cincinnati, Ohio.

HAVE: HOTPOINT ELECTRIC water heater, 230 volts 1000 watts—installs in tapping on hot water tank. The company with settings from 130° to 200°. Want transmitting or recording equipment. H. S. Lair, Vineyard Haven, Mass.

WANTED, A CLARINET. MUST be in good condition, have a Sargent 10AA communications receiver 9.5 to 550 meters. Paul Carroll, 118 Vine Street, Bridgeport, Conn.

WILL SWAP 5 METER TRANSCEIVER and good microphone for good short wave receiver and what have you. John Orth, 252 South Ardmore, Dayton, Ohio.

WILL GIVE 50 U.S. SILVER dollars for any revolver, gun or rifle stamped "Patent Arms Mfg. Co., Paterson, N. J.—Colt's Pat." C. St. John, Berrien Springs, Michigan.

WANTED: MEISSNER SIGNAL Shifter and power supply complete, good communications receiver. Have an "Ultra Stratosphere" transmitter-receiver coils and mike—heard all continents. Radio W80QU, Wellsville, N. Y.

STAMP COLLECTORS IN ALL countries. Would like to exchange U.S. stamps for those of yours. Would also like to correspond with short-wave listeners. Russell Birtala, 128 Harding Ave., Ironwood, Michigan.

WILL SWAP OR SELL IDEAL photo enlarger, 16MM projector and unused U.S. comm. stamps. I am interested in radio parts, small transmitter or power supply. A. C. Conlin, 83 Westfield Rd., Holyoke, Mass.

SWAP—SUNDRY NOVELS, CAMERA 50 IRE, cachets, first days, flights, Silver Jubilee sets (mint). Harry Royal, Wayland, Mich.

WANTED: INSTANTOGRAPH OR Teleplex Code Machine. Will swap Esquire magazines from June 1935, 1936, 1937 and 1938. All letters answered. Charles H. Goss, 137 Washington Avenue, Freeport, New York.

WANTED: USED INSTRUMENTOGRAPH tapes, Morse or Continental, any numbers, except 1 to 1 Continental. Write Arnold Bursay, Burlington, Green Bay, Newfoundland.

WANTED: WESTON 665 ANALYZER and Sprayberry's Roy General Radio Course. Have to trade meters, generators, microphones, SW parts, telegraph, etc. For list write to Stanley J. Nicewicz, 79 Church St., Broad Brook, Conn.

WILL GIVE 50 DIFFERENT FOREIGN stamps for any and every 1 P 5 commemoratives, William Senerehal, 45 East Avenue, Natick, R. I.

HAVE SILVER MARSHALL chassis complete, Majestic International compact, induction phono motor, theatre type pick up, P.M., electro dynamic, and A.C. dynamic speakers, Want Sky Buddy or similar receiver. Anthony Ravinsky, 112 N. 4th St., West Hazleton, Pa.

HAVE 5 VANDER SUPPLY AND combined 3 tube AF amplifier, requires fewer, less tubes. Inquiries invited. Value approximately \$5. Desire IF transformers or? Henry Newhouse, R. R. No. 2, Aurora, Ind.

HAVE: B ELIMINATOR, POWER pack, Generator, radio parts, mounted porcelain, Want rifles or what. John Haynes, Doe Run, Missouri.

HAVE B.T. MOTOR-GENERATOR in good shape and other radio parts. Trade for 7-10 meter transceiver sets. Chester L. Knight, Central Park, Box 221, Houston, Texas.

CALLING ALL READERS, CORRESPONDENTS, either sex wanted in all countries. Write English or French. Exchange local views, near London. Send with first letter. Reply 10077, Ernest B. Biley, 12 Springfield Road, Thornton Heath, Surrey, Eng.

WANT TO SWAP A GOOD BATTERY operated 3 tube amateur receiver for a 3 tube AC ham receiver. Write to me for more information, Harold C. Lentow, W9SEF, Renwick, Iowa.

WANT TO CORRESPOND WITH 3 or 4 readers who are studying Radio Beginners series of lessons in Radio & Television, preparing for amateur examination. Geo. B. Thompson, M.D., 1013 South Orange Drive, Los Angeles, California.

WANTED: BURNED OUT POWER and modulation transformers, State type and what wanted. Geo. W. Coleman, Clinton, Pa.

WANTED—BC RECEIVER (EARL model 41), chassis only. Will pay cash. All letters answered. Harry Vincent, 52 Swinton St., Albany, New York.

WANTED—RIDER MANIFEST, 0 to 5 milliammeter, and 6P7, 6A4, 1V and 10 tubes. Pay cash or trade stamps. 12 inch speaker and Kolster transformer for pair of S's. William Ballou, Rt. 2, Cheviote, Ohio.

8MM PROJECTOR, CAMERA, Silver Deluxe screen, three 200 ft. reels and splicer. Practically new. Will trade for radio testing equipment or machine motor. John Talbot, Draper, North Carolina.

HAVE 2 TUBE BATTERY SHORT wave set. Will swap for transceiver, physics course, signal generator, tube tester, or what have you? John Rusnak, 134 Spring St., Johnstown, Pa.

HAVE SET HIGGINS GOLF clubs, fishing reels, 1, 2 and \$5 stamps; want SW3, parts, receiver, meters, or? H. C. Campbell, P. O. Box 582, Austin, Texas.

WILL TRADE 700.9 KC QUARTZ crystal for a quartz crystal which is good for anywhere between 3500 and 3650 KC. Must be good oscillator. M. W. Schuster, 919 W. 4th St., Mt. Carmel, Ill.

HAVE WINGS ATT TO RADIO, AT-waver, Kent Generator 180V, at 40 mhz, 75 V, 2 amps. Trade for good portable 2vt. receiver or any good receiver of 2vt. type. Ben F. Locke, Marthasville, La.

WANT STAMPS, MINT AND used U.S. and foreign. Will trade new .22 cal. rifle for mint U.S. comm. before 1935, etc. Write W. F. Weatherly, R.R. 1, Menominee, Mich.

TRADE 2 GAS MODEL AIR-planes, radio meters, s.w. converter, chemicals, microscopes and files for what have you. Am interested in nut board motor. Need not be in running condition. Specify faults. Harry Holm, R-1, Hinsdale, Ill.

SWAP: REMINGTON REPEATER, Crossman air rifle, Senior Brownie, leather puttees, stamps, model airplane equipment, bugle, post cards from many countries. Want Sky Buddy or? J. Bryant, Jr., 304 P. Walnut St., Washington, Indiana.

HAVE KOLSTER RCVR., 7 TUBES with power supply, good condition; 2 tube s.w. rev., verifications 28 countries; magnetic speaker, earphones. Also will exchange printing for musical instrument or what? Daniel Platek, 225 Division Ave., Brooklyn, N. Y.

WANTED: TOY MOLDS, RADIOS, movie films and machines, etc., binoculars, testing instruments, wind-charger. Have radios, record changers, amplifiers, anything. Warren W. Wildner, 1220 Fairview, Fort Wayne, Ind.

TRADE: 75M. COTO-COILS AND one crystal for 160m. Coto coils and crystal, never used. Class A prime; mod. in wait for class B. 4-674 speech included, also 3A Shure mike. Send for list. E. W. Saxe, 1932 Faye Rd., Akron, Ohio.

HAVE A 1938, 6 TUBE, 6 VOLT Reliance all wave, 3 bands, 19 to 49 meters S.W. Will trade for typewriter. Francis W. Biberbach, Durand, Wis.

SWAP 12" WRIGHT-DEMOSTER P.A. Decker and other radio parts for meters, microphone, crystals on any band, or "bug" key. Also swap generator for Sky Buddy or similar receiver, or? Jack Spencer, 513 W. La. Ave., Huton, La.

HAVE 17 AVIATION MAGAZINES, cost \$2.50, stamps cost \$10, new knife kit cost \$5.50, drill kit cost \$2.50, scout knife, handbook, signaller. Want camera, or? Sidney Young, E. Machias, Maine.

SWAP GENERAL RADIO WAVE meter scale calibrated, three bands, using hot wire galvanometer as indicator also have coil winder windup plug-in. Want MacKay or other good bug. John Zubas, Irvington, N. Y.

SWAP—425 POWER WOLLENSAK amateur microscope for model "A" or "F" Argus camera or Argus enlarger. F. P. Pratt, Jr., Salisbury, N. C.

WILL SWAP A GOOD KENNEDY S.W. converter covering 15 meters to R.C. 2 tubes, for what have you. C. I. Sheffield, 230 E. Main St., Waynesboro, Pa.

WANTED—TELEPLEX OR OTHER code instruction equipment including solenoid, honeycomb, and transformers. taps. Charles Lewis Berkeimer, 3614 Ferndale Avenue, Baltimore, Maryland.

WANTED: JEWELL VOLTMETER, 4 inch; Model 25 0-3000 volts D.C. With resistance box; must be in repairable condition. George Sandt, 11 Pen Argyl St., Pen Argyl, Pa.

STAMPS WANTED—MEDIUM priced Br. Colonies Newfoundland. Will trade handsome men's wrist-watch, recent-old Radio & Televisions, etc., boy's books, camera, stamp catalog, also stamps, cash. Make offers. Box 755, Leamington, Ont., Canada.

TRADE: ALMOST NEW NATIONAL SW3 with three sets of coils and power supply. Want Hallcrafters new model Sky Champion or other Hallcrafters other than Sky Buddy. ORA Hine Diamond, Perkleman School, Pennsburg, Pa.

WANTED: SHORT WAVE RECEIVER, or what have you. Will trade a H.P. electric motor, \$15 chemistry set, \$15 bicycle, 200 scientific and radio magazines, camera or other auto receiver. Guy Carter, Lynchburg College, Lynchburg, Va.

HAVE NEW MOVIE/MATIC CAMERA, new electric shaver, cameras, books, etc. Want Reflex or fast miniature camera, enlarger, photographic items, or? Michael Gianfrocco, 604 Union Ave., Bronx, N. Y.

ATOGRAPHIC COLLECTION, ALL personally obtained, many dedicated "To Paul". Will trade for 110 V. A.C. gasoline generator or? Inquiries invited. Address Paul Kowina, 347 East 61 Street, N.Y.C.

TRANSMITTER, WANTED CW. Phone all bands about 75 watts, would like Utah kits 1-2-3, will pay cash or trade for ready trap drum outfit complete. William Tietz, 1610 Mallan Ave., Bronx, N. Y.

HAVE: S-W CONVERTER (3 amateur bands), transformers, speakers, other radio parts, and a mandolin-guitar. Want: S-W rec'v. for all bands, small x-mitter, radio mags., or what have you. H. Aelker, Jr., Henderson, W. Va.

WANTED: COMPLETE A.C. 110 volt 2 tube all wave receiver using plug in coils. Have 1 tube hot rec. receiver, radio parts, etc. Send for list. W. R. Cunningham, R.R. 10, Box 12, Indianapolis, Indiana.

HAVE DYNAMIC SPKR., 620 Brownie camera, Erector set, electric train, Jewell 0 to 6 voltmeter, floor model marble pin game, clock electric clock, Popular Science & Mechanics books. Want Sky Buddy (similar recv.). Douglas Phelps, Sidney, New York.

SWAP FOR RECEIVER, KODAK Reconar 1.45, exposure meter, filters, etc. Johnson 16 H.P. onboard motor value \$200.00. R. Blanchard, 59 Sweet Ave., Woonsocket, R.I.

WANT VOLT-OHM-METER, OR meter alone "Iron core" coils and I.F.'s (262 KC.) Radio course. Trade Firemanship course, auto radio, typewriter, etc. Geo. T. Kell, 418 1/2 W. Spring, Freeport, Ill.

SWAP PORTABLE B.C. RECEIVER complete batteries and earphone set contained (6x8x11) using 1 1/2 for what have you. R. Porlich, 163 So. Wood St., Chicago, Ill.

(Continued on following page)

# BARTER and EXCHANGE FREE ADS (continued)

**WANT USED CODE INSTRUMENTS**, Teleplex, instructions, etc. Swap aviation, stamp magazines; model airplane kits. Will pay cash for difference, if any. Will consider all cash if not too much. Lewis, 54 Highland, Fort Washington, N. Y.

**WANTED FIVE HAMMARLUND XP53** 4-prong coils 17-560 meters. Also single Hammarlund type MC semi-circular tuning condensers 140 mmfd cap. Must be a bargain. Peter Luciw, 56 Palmerston Ave., Toronto, Ont., Canada.

**TRADE 4"X5" PLATE CAMERA** with fast lens, printing frames, developing trays, and movie slide projector for EBT-A or any other communication receiver. Harold Christian, 1121 Motline Street, Stoughton, Wisconsin.

**1000 RCA RESISTOR-CONDENSER** strips of 5-8 popular size units; Photographic History World War; assortment parts; tubes; custombuilt preheater-neon short-checker; Majestic 15 chassis Magnavox speaker. What have you? Moshel, 4002 Sixth Ave., Brooklyn, N. Y.

**WANT F.A. TRUMPETS AND** units 4 to 8 ft. State lowest cash price or will trade radio or parts. Also want recording equipment, recording heads, etc. QRA V. C. Hallis, St. Marys, Ohio.

**WANTED - RADIO PHYSICS** course. Modern Radio Servicing and other radio, electric, watch repairing books and volt-ohm-milliammeter. Have electric shaver, jeweled wrist and pocket watches. Miner, Oakdale, Iowa.

**TRADE RADIO PARTS AND AMPLIFIER:** 110 volt DC to AC converter; 35mm motion picture projectors; B.S. gas engines. Want -R6A 16 mm sound camera or 16mm projector. Wm. Hansen, Niles, Mich.

**WILL SWAP RADIO AMATEUR'S** Handbook, Radio Amateur Course, also stamp collection for pair of 6L6's, 40 meter xtal, or good radio parts. All letters answered. John Ritchie, 69 Marlborough Ave., Toronto, Canada.

**WILL TRADE ONE RACO R-9** signal booster and pre-selector for portable typewriter or small portable battery radio or what have you. D. F. Duranno, Route 1, Box 161-A, Cashmere, Wash.

**AM A BEGINNER IN HAM** radio. Would like some "OT" to send me plans for an economical 20, 40, 75, 160 meter xmitter. tone. Vy best 73's. Seymour, Avon, 253 Quincy Ave., New York, N. Y.

**HAVE GUITAR WITH CASE,** cost \$36.00 was in use only a few hours. Want communication receiver in good condition. Frank Gazarek, 1124 W. 18th Pl., Chicago, Ill.

**SWAP CAMPAIGN BUTTONS** for paper match folders. Would like to have old Thordarson 1-kw spark transformer, 25,000 volt. Bill McGord, 3060 Phipps St., Indianapolis, Ind.

**HAVE RADIOA 33, CAN BE** converted to a fb TRF SW receiver with 2 changes, as good as new. Also Fall 1938 Call Book - Want xmitter parts. WillDD, 64 Zeigler St., Roxbury, Mass.

**WILL SWAP A 3-TUBE S.W. SET,** radio parts, swing phonograph records for what have you? I have many articles for swap. Write for list. Marty Wetz, 80 Lawrence St., Oswego, N. Y.

**SWAP CHEMIDRAFT CHEMICAL** set with box and instructions. Want uke, banjo-uke or banjo, also recording head and leadserew. What do you want? Will swap SW's, Henry R. Botkin, Jr., 118 N. Main St., St. Marys, Ohio.

**WILL TRADE GOOD FOREIGN** stamps for mint U.S. blocks or singles. Also want old U.S. coins, Lincoln mint cents. Collander, 805 5th Ave., Moline, Ill.

**TRADE 1-5G GRUNO AND 1-11A** Gruno, both in A1 condition. Will trade for anything in the field. Write. John Wallace, 3623 St. Gallian St., Marion, Ind.

**POSTCARD COLLECTORS, WOULD** like to exchange view cards with you, any place in the world. Would also like to exchange first day covers with foreign collectors. Correspond? Robert Camp, 1042 Water St., Moosic, Pa., U.S.A.

**HAVE WORLD'S SMALLEST** camera, made by Coronet, England. Takes 1/4x3/4 pictures. Unused, with leather case. Also radio equipment. Want 35mm candid camera, used chemistry set, photographic equipment. Georges Chouinard, 4599 Papineau, Montreal, Canada.

**50 FOREIGN STAMPS FOR 15** U.S. commems, except Chicago, NRA and Anthony. Ten tax tokens for 10 U.S. commems., 25 postmarks for 10 U.S. commems. One newspaper for 10 commems. Orville Arnold, Box 311, Henryetta, Oklahoma.

**WANTED, PORTABLE BATTERY** receiver for B.C. band, completely self-contained in small case and preferably with 1 1/2 or 2 volt tubes. Swap parts or pay cash. W8QEM, 1415 Center St., Wilkinsburg, Pa.

**HAVE TUBES, SPEAKERS,** chokes, speaker units, eliminator, riders No. 1, Philco manual, tone records, chokes, transformers. Want IRE, Univox, transmitting condenser and cathode ray tube. D. Buck, 43 Hagen Ave., N. Tonawanda, N. Y.

**WANTED: A "SKY BUDDY" OR** similar short wave receiver in exchange for a six tube Stewart-Warner automobile radio in good condition. Stephen Clark, 538 Parkway, High Point, N. C.

**HAVE 2 SETS OF PROJECTOR** lenses (Kollmarger Optical Corp.) (22203) 8.5 in. Want 5 meter receiver or short wave parts. What have you? Bernard Gerber, 31 Essex St., Swampscott, Mass.

**TRADE - STAMP COLLECTION** cataloguing \$200 for good camera. Also radio magazines for photographic magazines, general chemicals for photographic chemicals and equipment. T. O'Connell, 2977 North 52nd Street, Milwaukee, Wisconsin.

**WANTED RADIO PARTS OR A** 3 tube A.C. short wave radio or what have you? Will trade chemical supplies and chemicals. Lawren Harbison, Route 1, Box 102, Fort Collins, Colorado.

**LYRIC 7 TUBE ELECTRIC RADIO** with shortwave converter battery radio odd parts. Want camera, enlarger, photographic supplies. Best trade offer takes them. You pay freight. Will accept other offers. Edward Labadie, 4522 South Salina, Syracuse, N. Y.

**WILL SWAP 12 FOOT JAMES-**town Kwak, gas models, gas motors, plans, One Biplane gas model with new Pee Wee motor. For all kinds of photography equipment. Bernard Linkard, 503 E. 149 St., Cleveland, Ohio.

**WANTED: ALL MAGAZINES BY** the name of Television published between 1925-28. Will pay cash for all I can get. Give price and condition. SWL cards also. Roger E. Gilbert, 25 Adel Place, Manchester, Conn.

**WILL PRINT YOUR QSL CARDS** in exchange for Weston, Jewell or Triplet meters, quartz crystals or microphones. Send description and will furnish samples. Write WTAMA, 4036 E. Sixth, Spokane, Wash.

**WILL SWAP -15 WATT AMPLIF-**ier, 12" spkr. (brand new), Turntable pickup, etc. complete, or 3 tube s.w. receiver, 5 meter transceiver, for small car or? John Liddle, 52 Spring St., Lond., N. J.

**EXCHANGE STAMPS WITH BOYS** and girls. Also want to correspond and exchange stamps with people living abroad. Joseph Geller, 39 Myrtle Avenue, Albany, N. Y.

**HAVE SEVERAL PAIRS OF EAR-**phones in excellent condition, cartooning course, 150 power microscope, B-eliminator with tube. Want short wave parts or? H. C. Patchen, 23 Grand St., Sidney, N. Y.

**HAVE A 50 WATT 6L6-T20-80** CW transmitter, complete, ready to connect to antenna. What have you? Leonard Pochop, W9VRF, 204 1/2 16th St., Norfolk, Nebraska.

**HAVE USED RADIO PARTS,** harmonica, RCA 2 tube radio, 2 tube amplifier, loudspeaker. Want small short wave receiver or transmitter, radio magazines, power supply, stamps, or what? Thomas Salvaggio, 50 Stenben Street, Providence, Rhode Island, N. C.

**MODEL AF ARGUS (4.5-1/200)** with med yellow filter in holder, 3 rolls and 25 ft. of E. K. Super-X; F.R. developing tank (35mm to 116); value new \$26, for photo, radio supplies, rifle. C. Dye, 7510 S. Figueroa, Los Angeles, Calif.

**WILL PAY \$12.00 CASH FOR 2 OR** 3 tube transceiver with tubes, coils and cabinet. James Hagen, 109 Allendale Street, Rochester, New York.

**24 VALUABLE BOOKS, 29 POPU-**lar Educator, 24 various radio mags, including S.W.&T., first edition "Pleasure" mag., Elgin wrist watch for transmitter radio, parts, radio manuals or what have you. Charles Capzes, Grandin, N. Dak.

**WILL GIVE CASH FOR RIDERS** manuals, tubes, resistors, volume controls, condensers, etc. or will swap. What have you? Joseph Gerlad, 159 Sabin St., Pawtucket, R. I.

**WILL TRADE WOLENSAK 450x** microscope (value \$20.00), for 35mm, candid camera with F4.5 lens, enlarger, or Weston exposure meter. Give specifications. Will make up difference if necessary. Edwin Bozen, skt. 2313 Bertrand, South Bend, Ind.

**WILL GIVE 25 DIFFERENT** postmarks for 10 U.S. commems, live, or will exchange stamps with any one. Harry Ives, Hardwick, Vt.

**TRADE HALLICRAFTERS ULTRA-**Skyrider, A-1 condition, less than year old, for Hammarlund Super-Pro, National HHO, RMF, 69 in equally good condition. Others in quite. Will pay moderate difference if justified. J. H. Hood, 37 Club Drive, Greenville, S. C.

## SWL EXCHANGE

**SWL LISTENERS IN THE U.S.A.** or foreign countries. Will exchange SWL cards and stamps. Also answer any letters the same day I get them. Roy H. Babbitt, R. 1, Killbuck, Conn., U.S.A.

**CALLING S.W. LISTENERS!** I will exchange correspondence and SWL cards with anyone in the world. I QSL 100% here. G.H.A. Dick Winne, 10 Elmhurst Avenue, Stop 39 Schenectady Blvd., Albany, New York, U.S.A.

**SWL'S ANYWHERE, WANT TO** swap cards? We QSL 100%. QRA: Mac and Vinc Stasen, 5347 Prichilla St., Phila., Pa., U.S.A.

**WOULD LIKE TO EXCHANGE** SWL cards with any SWL in U.S. or foreign countries. All cards received here will be answered with our card. QRA: John L. Ballin, 40 East 66 St., New York, N. Y.

**SWL'S - I QSL 100%. WUD LIKE** to correspond or trade cards with SWL's from U.S. and foreign countries. K. QRA - Robert Parker, Box 41, Ogden, Utah, U. S. A.

**ATTENTION YL'S! I WILL QSL** 100% with you. 73's es 88's. QRA - Bob Rasche, 2170 E. Lake Rd., N.E., Atlanta, Georgia, U. S. A.

**NEED A SWL CARD FROM** UTAH? If so, ship one out es I'll oblige by return mail. 100% QSL. Let's hear from you. What sp? QRA: Mac and Vinc Stasen, 5347 Prichilla St., Union, Utah.

**OM'S! YL'S! HAMS! SWL'S!** I exchange correspondence and SWL cards. Send your QSL and I'll send mine. Let's hear from the foreign countries. Bill Hasins, 6611 S. Rockwell Street, Chicago, Illinois, U.S.A.

**SWL SWAPPERS, ATTENTION!** Send me your card and I'll send you mine. U.S. and foreign 100% always. Do it today. My QRA is John L. Tate, 612 Halifax Street, Petersburg, Virginia, U. S. A.

**III, YL'S ES OM'S, WILL SEND** my SWL card for yours. I QSL 100%. Nicholas Spanos, 340 Market St., Lowell, Mass.

**WILL SWAP SWL CARDS, SEND** your cards. We will send our cards. A. J. Schwartz, P.O. Box 695, Albany, N. Y.

**ATTENTION SWL'S AND "ERI"** collectors throughout the world. Will swap SWL cards and correspond with anybody. I QSL 100%. Charles Baxa, 2678 N. Halsted St., Chicago, Ill., U.S.A.

**ENGLISH SWL CALLING, WOULD** like to exchange cards and correspond with any foreign SWL or hams. What say someone please? dah-dit-dah. G. Miles, 73 Palm Avenue, Footscray, Kent, England.

**SHORT WAVE LISTENERS U.S.** and foreign countries. Will swap my QSL card for yours. I QSL 100 per cent. Denys Crampton, 35, York Road, Southampton, England.

**YOUR SWL CARD WILL BE** appreciated for my collection. What have you? Lewis F. Euman, Box 8363, Pittsburgh, (18), Pa.

**SWL'S IN U.S.A. AND FOREIGN** countries. I will send one of my new SWL cards to anyone who sends me one of theirs. I SWL 100%. QRA John Zsembik, Jr., 1574 Lakewood Ave., Lakewood, Ohio.

**WILL SWAP SWL CARD IN ALL** countries. I QSL 100%. All mail answered by return. Luther Schneke, 1808 Campbell Ave., Des Plaines, Ill.

**ATTENTION ALL DX SWL'S, I** will be very glad to exchange SWL cards and keep correspondence with you. DX SWL's only. My QTH is: Henley, 36 Curtis Street, San Francisco, California, U. S. A.

**SWL'S OF THE WORLD, WOULD** like to swap my SWL cards for one of yours. I will QSL 100% by return mail. QRA is Arthur E. Coleman, 1208 4 Ave., Watervliet, N. Y., U.S.A.

**SWL'S AND HAMS - ANYWHERE** in the world. I wish to correspond with you. Your SWL or QSL appreciated. I will send you my SWL. Robert Guest, 359 N. Charlotte St., Potstown, Penna., U.S.A.

**SWL'S IN U.S.A. AND FOR-**eign countries, let's swap cards and photos, wotsa? Will also swap U.S. and foreign stamps. Will QSL 100%. QRA: Noel E. Kurtz, Xenia, Illinois, U.S.A.

**SWL'S IN ANY COUNTRY, LET'S** exchange SWL cards. We QSL 100%. Come on OM es YL's. QRA John Goslin, 738 1st St., N.W., Clarion, Iowa, U.S.A.

# 1-Tube Receiver

(Continued from preceding page)

Tuning this receiver is simplicity itself. Connect the power supply, phones and antenna. Insert a coil in the coil socket, and with the two condensers at any random setting advance the regeneration control until a faint and smooth ploz is heard. This indicates that the detector has broken into oscillation and is the most sensitive position of the control for the reception of CW-telegraph signals. For the reception of music and voice signals the regeneration control should be backed off a little, so that the detector does not oscillate. The band-set condenser is then set to some value of capacity such that varying band-spread tuning condenser will result in the reception of the desired band of frequencies. To set the condenser for operation in one of the amateur bands, set the band-spread condenser to about 10 per cent of its maximum value and slowly turn the band-setting condenser until the high frequency end of the desired band is heard. Thereafter, all tuning is accomplished with the band-spread condenser.

## 1-Tube Receiver-Parts List

- HAMMARLUND**  
 1-Six-prong isolantite socket, type S-6  
 1-Octal isolantite socket, type S-8  
 1-35 mmf. tuning condenser, type MC-35-M  
 1-100 mmf. tuning condenser, type MC-100-M  
 1-Set 6-prong coils, type SWK-6  
 1-10 meter, 6-prong coil, type SWC-60  
 1-2.1 mh. r.f. choke, type CH-X  
 1-3-30 mmfd. trimmer condenser, type "MEX"

- SPRAGUE PRODUCTS CORP.**  
 3-0001 mfd. mica condensers, type 1FM-31  
 1-004 mfd. mica condenser type, LFM24  
 1-5 mfd. paper condenser, type TC-5

- I.R.C. (Resistors)**  
 1-40,000 ohms 1/2 watt resistor, type BT-1/2  
 1-3 megohms 1/2 watt resistor, type BT-1/2  
 1-15 megohms 1/2 watt resistor, type BT-1/2  
 1-500,000 ohm 1/2 watt resistor, type BT-1/2  
 1-50,000 ohm potentiometer, type 11-123  
 1-Double pole single throw switch for mounting on potentiometer

- THORDARSON ELECTRIC MFG. CO.**  
 1-1080 henry audio choke, type T-29C27

- CROWE NAME PLATE & MFG. CO.**  
 1-4" dial, type 296  
 2-Small bar knobs, type 286  
 1-Metal cabinet, type 245  
 1-Small 1 3/4" dial plate, type 569  
 1-Small 1 3/4" dial plate, No. 25

**RAYTHEON**  
 1-6P7G tube

Frequency	Coil Table	Doublet
	L1 (Reg. Ant.)	L2
10-20 meters	2.2 turns	2
17-41 meters	5.8 turns	3
33-75 meters	11.8 turns	4
66-150 meters	24.1 turns	7
135-270 meters	47.8 turns	12

Follows same frequency sequence

	L1	L2	L3
3.3 turns #16, length 3/8"			3.2 turns
8.7 turns #16, length 1 1/4"			3.8 turns
17.7 turns #20 enameled, length 1 1/2"			5.8 turns
37.7 #24, length 1 9/16"			10.8 turns
81.7 #28 enameled, length 1 3/4"			16.8 turns

**ALL COILS WOUND ON HAMMARLUND** XP-53 FORMS (dia. 1 1/2"). L1 and L2 wound with #32 d.s.c. wire. L3 wound 1/4" from L2.

## Correction

In the "Question Box" for November diagram of Beam-a-Scope was incorrect.

In the diagram, the gang condenser (450 mmf.) was shown as being connected between the combined "C" and "D" band grid coils. In reality, this is the "B" band antenna trimmer and has a value of 5-40 mmf. The antenna gang of the tuning condenser is connected directly between the grid of the 6K7 r.f. tube and ground; in this manner, the Beam-a-Scope is tuned over the complete broadcast band the same as an ordinary "B" band grid coil.



# A Low-Power Emergency 'Phone Transmitter

(Continued from page 550)

two triode sections tied in parallel. The speech section is equally simple, an 89 acting as speech amplifier to drive a single 6A6 as a Class "B" modulator. This modulator arrangement will provide an adequate supply of audio power to fully modulate the r.f. stage at any input power up to about thirty watts.

As will be seen from the top photograph, the base is divided evenly into two compartments by using a vertical aluminum shield four inches high crosswise of the base. One of these compartments is then used to hold the microphone transformer, speech amplifier tube, the Class "B" input transformer, the modulator tube, and the modulation transformer.

Because the unit was designed for 75 meter operation, the coils were wound on short lengths of 2" diameter bakelite tubing, and then were mounted by means of small angle brackets in a vertical position so that the plate coil encircled the tube with which it was used. By putting the tubes in the center of the coil, a smaller and more compact unit was possible.

The plate tuning condenser for the oscillator is mounted below the chassis, directly under the crystal socket and alongside the tube socket. The neutralizing and plate condensers for the r.f. amplifier are mounted under the chassis with the shafts protruding up alongside the plate coil. The oscillator tank is adjusted from the side, while the neutralizing and amplifier plate condensers are adjusted from above.—Courtesy Allied Radio Corp.

## Parts List for Emergency Phone Transmitter

- 1—1 W. 10,000 ohm carbon resistor
- 3—2.5 mh. midgeet r.f. chokes
- 2—Ely 6-prong baseboard tube sockets
- 2—Ely 7-prong baseboard tube sockets
- 1—Ely 5-prong baseboard tube socket
- 1—Single-button mike transformer
- 1—Thordarson T67D60 Class B input transformer
- 1—Thordarson T67M59 Class B output transformer
- 2—pieces bakelite tubing, 2" diameter
- 2—Grid clips, glass tube type
- 1—Baseboard 3/4" bakelite 5 3/4" x 10 1/2"
- 2—Base brackets, U shape, 1 1/2" x 1/2" x 6"
- 1—0025 mf. mica condenser 600 V.
- 1—AEROVOX type No. 1450 .01 mf. 1,000 V. mica condenser
- 1—50,000 ohm 1 watt carbon resistor
- 1—1 mf., 200 V. bypass condenser
- 2—Cardwell 100 mf. Trimair condensers, type ZT-100-AS
- 2—Piece aluminum shield, 4 1/4" x 6" x 1/16"
- 1—Cardwell 10 mf. Trimair condenser, type ZR-10-AS
- 1—002 mf., 600 V. mica condenser
- 3—4-lug terminal strips
- 6—3/4" x 3/4" angle brackets

## Answers to QUIZ on page 571

- 1. b
- 2. b
- 3. e
- 4. e
- 5. a
- 6. d
- 7. a
- 8. b
- 9. d
- 10. b & d
- 11. a & c
- 12. a or b—both will work
- 13. b—he has become a newspaper publisher
- 14. d—it's common table salt
- 15. aA, bC, cE, dB, eD
- 16. aB bC cA
- 17. b
- 18. aC bA cD dB eF fE
- 19. a
- 20. b and sometimes c
- 21. c
- 22. d a g e f b e
- 23. e & f
- 24. d
- 25. c

## OOOPS! SORRY!

Errors crept into two of the answers to the November Quiz. In Ans. 9, the data should have read, "a—but more from the negative lead." In Ans. 24, the correct data are, "d, 8, c, 6." The Prof. thanks the more than 2000 readers who wrote in about it.

# FREE CATALOGS and INFORMATION

By carefully reading the advertising columns, you will find many offers to furnish literature containing valuable technical information that will help you in your work. Use this list freely.

Firm	Business	Offer	No.	Cost	Adv. Page
Allied Engineering Inst.	Kit Mfr.	Circulars		Free	552
Allied Radio Corp.	Mail Order	1939 Catalog		Free	555
American Radio Institute	Radio School	Booklet		Free	568
Amperite Co.	Parts Mfr.	Illustrated Bulletins		Free	576
Bernard, H. J.	Test Equipment	Catalog	V	Free	547
Bliley Electric Co.	Parts Mfr.	Engineering Bulletin	E-6	10c	554
		Circular	A-6	Free	
Browning Laboratories	Kit & Parts Mfr.	Brochure . Browning 83		Free	567
		Bulletin . .BL-5 Tuners		Free	
		Circuit Diagram 5P, 5G, 5H		Free	
Brush Development Co.	Parts Mfr.	Catalog		Free	551
Bud Radio, Inc.	Parts Mfr.	Catalog	139	Free	551
		Station Log & Data Bk.		10c	
Burstein-Applebee Co.	Mail Order	Catalog		Free	567
Cameradio Co.	Mail Order	Information		Free	567
Candler System Co.	Code Course	Book of Facts		Free	569
Cannon, C. F., Co.	Parts Mfr.	Folder	T-1	Free	556
Cornell-Dubilier Elec. Corp.	Parts Mfr.	Catalog	161	Free	554
		C-D Condenser		Free	
Coyne Electrical School	Trade School	Electrical Catalog		Free	515
		Radio Catalog		Free	
Dodge's Institute	Radio School	Catalog		Free	569
Eagle Radio Co.	Kit Mfr.	S. W. Diagrams		Free	565
Eastern Mfg. Co.	Mfr.	Circular		Free	563
Gold Shield Products	Mail Order	Catalog		Free	558
Hammarlund Mfg. Co.	Set & Parts Mfr.	1939 Catalog		Free	551
		16 page Booklet	T-1	Free	
Harrison Radio Co.	Mail Order	Information		Free	558
Henry, Bob	Mail Order	List		Free	556
Instructograph Company	Code Machine	Information		Free	569
International Corres. Schools	Corres. School	Booklet		Free	576
Korrol Radio Products Co.	Parts Mfr.	Folder		Free	556
Kusterman, Oscar B.	Set & Kit Mfr.	Catalog		10c	553
		Circular	D39	3c	
Mass. Radio School	Radio School	52-page Catalog		Free	569
Midwest Radio Corp.	Set Mfr.	1939 Catalog		Free	554
National Company, Inc.	Set & Parts Mfr.	Catalog		Free	I.B.C.
National Radio Institute	Radio School	64-page Book		Free	513
National Schools	Radio School	Radio & Television Bklt.		Free	569
N. E. Radiocrafters	Parts Mfr.	Catalog		Free	563
New York YMCA Schools	Trade School	Booklet		Free	568
Par-Metal Products Corp.	Parts Mfr.	Catalog		Free	576
Radio & Technical Publ. Co.	Radio Textbooks	Circulars on each Book		Free	549, 568
Radio Train. Assn. of Amer.	Radio School	Book		Free	568
Ralston Record Company	Code Course	Information		Free	568
RCA Institutes, Inc.	Radio School	Catalog		Free	568
RCA Mfg. Co., Inc.	Set & Parts Mfr.	Literature		Free	553
Sargent, E. M., Co.	Set Mfr.	Data		Free	561
Sears, Roebuck & Co.	Mail Order	1939 Radio Catalog	8132	Free	561
Solar Mfg. Corp.	Parts Mfr.	General Parts Catalog	9S	Free	549
		Transmitting Catalog	2X	Free	
		Condenser Testers Cat.	CBCC-1	Free	
Sprague Products Co.	Parts Mfr.	Catalog		Free	565
Sprayberry Acad. of Radio	Radio School	52-page Book		Free	B.C.
Superior Instruments Co.	Test Equipment	Catalog		Free	545
Teleplex Co.	Code Machine	Folder	S-1	Free	568
Triplett Electrical Inst. Co.	Parts Mfr.	Catalog		Free	549
Tri-State College	Radio School	Catalog		Free	568
Turner Co., The	Parts Mfr.	Catalog		Free	567
Universal Television System	Television School	Literature		Free	559
Ward, Montgomery, & Co.	Mail Order	1939 Radio Catalog		Free	563
Wholesale Radio Service Co.	Mail Order	1939 Radio Catalog	73	Free	557
		Record Player Bulletin	4	Free	



# The AMPERITE ACOUSTIC COMPENSATOR

*gives you*  
**HIGH OR LOW PITCH**

WITH THE SAME MICROPHONE  
With the flip of a finger you can now (1) lower or raise the response of the microphone... (2) adjust the microphone for most desirable response for close talking or distant pickup... (3) adjust the system to any "taste", room condition, or equipment.

MODELS RBHk. RBMk. with Acoustic Compensator, frequency range 40 to 11000 cps. output, -65 db., complete with switch, cable connector and 25' of cable. \$42.00 LIST

**NEW! MODEL RSHk (hi-imp); RBSk (200 ohms)** Frequency range 60 to 8000 C.P.S. Output -68db. Chrome or Gunmetal. \$32.00 LIST

**NEW LOW PRICE CONTACT "MIKE"** ModelSKH (hi-imp); SKL (200 ohms) \$12.00 LIST

MODELS RAH-RAL, excellent for speech and music. Reduce feedback. \$22.00 LIST  
Write for Complete Illustrated Bulletins and Valuable Sales Helps.

**AMPERITE Co.** 561 BROADWAY, N. Y. Cable Address: Alkem. New York

**AMPERITE** *velocity* **MICROPHONE**

## CHASSIS RACKS AND PANELS

The Par-Metal Line is the most complete and up to date in the industry. Included are units which enable you to build almost anything from a S. W. Receiver to a professional Transmitter or Public Address System.

• FREE Catalog just off the press available at your Jobber or write direct to  
**PAR-METAL Products Corp.**  
3521-41st St., Dept. RT-1, Long Island City, N. Y.



## RADIO— MANY OPPORTUNITIES STILL AHEAD

The radio industry has hit its full stride! The future, with Television, presents great opportunities—for the trained man! The I. C. S. Radio Course, prepared by experts in practice as well as theory, is constantly revised to meet new developments. This Course can make you a trained man — prepare you for promotion and a trained man's salary! Send for free booklet.

### INTERNATIONAL CORRESPONDENCE SCHOOLS

Box 2877-F, Scranton, Penna.  
Send me—free—information on subject checked:  
 Radio  Radio Service Man  
 Radio Operator  Electrical Engineer  
 Name.....  
 Address.....

## World S-W Stations

(Continued from page 562)

- 6.007 ZRJ JOHANNESBURG, S. AFRICA. 49.94 m., Addr. S. African Broadcast. Co., 3.30-4 pm. exc. Sun.
- 6.005 HP5K COLON, PAN., 49.96 m., Addr. Box 33, La Voz de la Victor. 7-9 am., 10.30 am.-1 pm., 5-11 pm.
- 6.005 CFCX MONTREAL, CAN., 49.96 m., Can. Marconi Co. Relays CFCF 6.45 am.-12 m.; Sun. 8 am.-10.15 pm.
- 6.005 VE9DN DRUMMONDVILLE, QUE., CAN., 49.96 m., Addr. Canadian Marconi Co.
- 6.004 RV59 MOSCOW, U.S.S.R., 49.97 m. Irregular.
- 6.002 CXA2 MONTEVIDEO, URUGUAY, 49.98 m., Addr. Rio Negro 1631. Relays LS2, Radio Prieto, Buenos Aires. 10 am.-10 pm.
- 6.000 ZEA SALISBURY, RHODESIA, S. AFRICA, 50 m. (See 6.147 mc., ZEB.) Also Sun. 3.30-5 am.
- 6.000 XEBT MEXICO CITY, MEX., 50 m., Addr. P. O. Box 79.44. 8 am.-11 am.

### End of Broadcast Band


- 5.977 CS2WD LISBON, PORTUGAL, 50.15 m., Addr. Rua Capelo 5. 3.30-6 pm.
- 5.975 OAX4P HUANCAYO, PERU, 50.16 m. La Voz del Centro del Peru. 8 pm. on.
- 5.970 YV5RC CARACAS, VEN., 50.26 m., Addr. Radio Caracas. Sun. 7 am.-10 pm. Daily 7-8 am., 1-1.45 pm., 4-9.30 or 10 pm.
- 5.968 HVJ VATICAN CITY, 50.27 m. Off the air at present.
- 5.950 HH25 PORT-AU-PRINCE, HAITI, 50.37 m., Addr. P. O. Box A103. 7-9.45 pm.
- 5.935 YVIRL MARACAIBO, VEN., 50.52 m., Addr. Radio Popular, Jose A. Higuera M., P. O. Box 247. Daily 11.43 am.-1.43 pm., 5.13-10.13 pm.; Sun. 9.13 am.-3.13 pm.
- 5.913 YV4RP VALENCIA, VEN., 50.71 m. Irreg.
- 5.900 ZN8 MAFeking, BRI, BECHUANALAND S. AFRICA, 50.84 m. Addr. The Govt. Engineer, P. O. Box 106. 6-7 am. 1-2.30 pm.
- 5.900 TILS SAN JOSE, COSTA RICA, 50.85 m. 6-10 pm.
- 5.898 YV3RA BARQUISIMETO, VEN., 50.86 m., Addr. La Voz de Lara, 12 n-1 pm., 6-10 pm.
- 5.885 HI9B SANTIAGO, D. R., 50.95 m. Irregular 6-11 pm.
- 5.875 HRN TEGUCIGALPA, HONDURAS, 51.06 m. 1.15-2.16, 8.30-10 pm.; Sun. 3.30-5.30, 8.30-9.30 pm.
- 5.855 HI1J SAN PEDRO DE MACORIS, D. R., 51.25 m., Addr. Box 204. 12 n.-2 pm., 6.30-9 pm.
- 5.845 YVIR8 MARACAIBO, VEN., 51.3 m., Addr. Apartado 214. 8.45-9.45 am., 11.15 am.-12.15 pm., 4.45-9.45 pm.; Sun. 11.45 am.-12.45 pm.
- 5.825 TIGPH SAN JOSE COSTA RICA, 51.5 m., Addr. Alma Tica, Apartado 800. 11 am.-1 pm., 6-10 pm. Relays TIX 9-10 pm.
- 5.813 TIGPH2 SAN JOSE, COSTA RICA, 51.59 m., Addr. Senor Gonzalo Pinto, H.
- 5.790 TGS GUATEMALA CITY, GUAT., 51.75 m. Casa Presidencial, Senor J. M. Caballeroz. Irregular.
- 5.758 YNOP MANAGUA, NICARAGUA, 52.11 m. 8-9.30 pm.
- 5.740 YV2RA SAN CRISTOBAL, VENEZUELA, 52.23 m., Addr. La Voz de Tachira. 11.30 am.-12 n., 5.30-9 pm., Sun. till 10 pm.
- 5.735 HCIPM QUITO, ECUADOR, 52.28 m. Irregular 10 pm.-12 m.
- 5.145 OKIMPT PRAGUE, CZECHOSLOVAKIA, 58.31 m., Addr. (See OLR, 11.84 mc.) Fri. 4.45-5.10 pm.; Sat. 5.15-5.40 pm.
- 5.145 PMY BANDOENG, JAVA, 58.31 m. 5.30-11 am.
- 4.995 VUD2 DELHI, INDIA, 60.06 m., Addr. All India Radio. 7.30 am.-12.30 pm.
- 4.950 VUM2 MADRAS, INDIA, 60.61 m. Addr. All India Radio. 7 am.-12 n.
- 4.905 VUB2 BOMBAY, INDIA, 61.16 m. Addr. All India Radio. 7 am.-12.30 pm.

## Index to Advertisers

A	
Allied Engineering Institute	552
Allied Radio Corporation	555
American Radio Institute	568
Amperite Co.	576
B	
Barter & Exchange Free Ads	572, 573, 574
Bernard H. J.	547
Bliley Electric Co.	554
Browning Labs., Inc.	567
Brush Development Co., The	551
Bud Radio, Inc.	551
Burstein-Applebee Co.	567
C	
Comeradio Co.	567
Candler System Co.	569
Cannon, C. F., Company	556
Commercial Notices	572
Cornell-Dubilier Electric Corp.	554
Coyne Electrical School	515
D	
Dataprint Company	567
Dodge's Institute	569
E	
Eagle Radio Co.	565
Eastern Mfg. Co.	563
F	
For Sale Ads	572
G	
Gold Shield Products	558
H	
Hammarlund Manufacturing Co., Inc.	551
Harrison Radio Co.	558
Henry, Bob	556
Hudson Specialties Company	564
I	
Instructograph Company	569
International Correspondence Schools	576
K	
Korrol Radio Products Co.	556
Kusterman, Oscar B.	553
M	
Mass. Radio School	569
Midwest Radio Corporation	554
N	
National Company, Inc.	Inside Back Cover
National Plans Institute	565
National Radio Institute	513
National Schools	569
New England Radiocrafters	563
New York YMCA Schools	568
P	
Par-Metal Products Corp.	576
R	
Radio Amateur Course	Inside Front Cover
Radio & Technical Publ. Co.	549, 563
Radio-Craft	567
Radio Publications	560, 571
Radio Training Assn. of America	568
Ralston Record Company	568
RCA Institutes, Inc.	568
RCA Manufacturing Co., Inc.	553
S	
Sargent, E. M., Co.	561
Sears, Roebuck and Co.	561
Short Wave Coil Data Book	561
Short Wave League	562
Solar Mfg. Corp.	549
Sprague Products Co.	565
Sprayberry Academy of Radio	Back Cover
Superior Instruments Company	545
T	
Telex Co.	568
Triplet Electrical Instrument Co.	549
Tri-State College	568
Turner Co., The	567
U	
Universal Television System of Training	559
W	
Ward, Montgomery, & Co.	563
Wellworth Trading Company	558, 565
Wholesale Radio Service Co., Inc.	557

(While every precaution is taken to insure accuracy, we cannot guarantee against the possibility of an occasional change or omission in the preparation of this index.)

# NC-100 XA



## QUALITY THROUGHOUT

Look at the HF coils in the NC-100XA above. Each in its own separate compartment in the heavy cast aluminum shield. Each of low-loss construction, painstakingly wound and carefully matched. Each trimmed by an air-dielectric condenser. And each with the shortest possible leads, for the entire coil assembly moves on a track, bringing the desired coil range into position directly below the main tuning condenser. Such construction is expensive, but it is typical of the quality that extends to every detail . . . National builds to a quality standard, for men who judge receivers on performance.

**NATIONAL  
COMPANY**  
MALDEN • MASS.



# New RADIO HOME-STUDY IDEA

UP TO THE MINUTE AS A STREAMLINER..



# SPRAYBERRY

## Personalized TRAINING in RADIO

**HOW TO MAKE MONEY IN RADIO**  
 SPRAYBERRY ACADEMY OF RADIO

Get my **FREE BOOK** FOR AMAZING DETAILS

**WITH THIS SENSATIONAL METHOD YOU CAN LEARN RADIO—QUICKLY MAKE GOOD PROFITS—SOON**

**I ACTUALLY SET YOU UP FOR YOUR OWN BUSINESS**

Here's a brand-new, altogether different type of Radio Education that's specially designed to give you intense, practical, quick training . . . for a money-making career in the fast-moving Radio Industry. Moreover, I back you up all the way with close *personal attention*. This is not an idle promise.

My training starts right at the beginning of Radio . . . unfolds each subject in a simplified, logical, understandable style. You easily learn all about Television, Electronics, Police Radio, Ship Radio, Commercial Radio Broadcasting . . . Radio Set Repair and Installation Work, etc. Every essential subject of Radio is covered. Now, let me show you how I equip you for your own business.

**NO PREVIOUS EXPERIENCE NEEDED**

It makes no difference what your past experience or education has been—if you are a fellow of average intelligence, I can fit you for an excellent-paying job in Radio. Your success is my full responsibility. I know how to get Radio across to you so that you will understand it—remember it—make good money out of your knowledge. Don't forget—the Sprayberry Method is never tiring or boring. Every phase of Sprayberry study is fascinating, interesting and practical from beginning to end.

**QUIT DREAMING! MAKE A FUTURE FOR YOURSELF**

*Prepare for a Good Paying Job*

No matter if you desire to **BE YOUR OWN BOSS** in your own business . . . or hold down a good job in Radio, my Training will give you the useful information and knowledge to help win success. It is easy enough to sit idly by and envy those fellows who have good-paying jobs and are building toward splendid incomes and real security in the future. **BUT THESE FELLOWS ARE NO SMARTER THAN YOU.** The essential difference is that they have taken the initiative to pull themselves up by their own bootstraps. You can do the same thing. Don't just "wish" for more money . . . start training for it—**RIGHT NOW.**

**DON'T DELAY!**

**SPRAYBERRY ACADEMY OF RADIO**  
 F. L. Sprayberry, Pres.

145-N University Place, N. W. **Act Now**  
 Washington, D. C.

Please send me **FREE** copy of "HOW TO MAKE MONEY IN RADIO."

NAME . . . . . AGE . . . . .

ADDRESS . . . . .

CITY . . . . . STATE . . . . .

Tear off this coupon, mail in envelope or paste on penny postcard. (Servicemen—Check Here )

**RUSH THIS COUPON for BIG FREE Book**

**SERVICEMEN!**

I offer special Advanced Training for those already in Radio. I'll show you the newest methods . . . newest circuits and short-cuts. I'll show you how to do the jobs other Radio men can't handle . . . how to really cash in on your ability. Complete details of this Advanced Course and Fundamental Course, Features, etc., fully described in my new 52-page **FREE BOOK.**

**You get real PROFESSIONAL EQUIPMENT to handle money-making spare time jobs**

A truly amazing array of fine, high quality Equipment, Radio Parts and Tools is delivered to you as a regular feature of Sprayberry Training. These units will enable you to learn Radio easily and quickly by carrying out actual Radio experiments with your own hands. Secondly, the Equipment I supply will help you get into the money-making side of Radio—soon after you begin your training. Through the valuable spare-time **BUSINESS BUILDERS** I provide you will be shown where to find profitable Radio Service jobs . . . right in your own neighborhood—and how to do these jobs. You will be able to make practical applications of the theories and principles learned from my experiments and lesson study—money-making use of the Equipment supplied. You get real, honest-to-goodness experience and add to your bank account at the same time.

**EXPERIMENTAL OUTFITS GIVEN**

These will enable you to carry out additional interesting experiments that will further make the theory of Radio crystal clear to you. Don't forget . . . what you learn by working with your own hands, you always remember

**YOU RECEIVE PERSONAL COACHING SERVICE ALL THE WAY**

**THESE SPRAYBERRY GRADUATES ARE ENJOYING RAPID ADVANCEMENT WITH BIG FUTURE AHEAD**

**Deluged with Work**



Edwin A. Gammon, Auburn, Me., writes: "Your Course is so thoroughly good and practical that it is hard to pick out one part that is better than any other. Due to the knowledge I have gotten from it, I have been deluged with work for the last month, achieving good results with Radios which had been unsatisfactorily tackled by other servicemen. You deserve all the credit."

**"Cleared" \$150 in Spare Time**



A. H. Lanole, Northbridge, Mass., writes: "Since enrolling I have cleared a net profit of more than \$150 in spare time alone . . . and I am not one-half through the course yet. Honestly, I cannot understand how you can give so much 'dope' for so little money."

**REMEMBER—THE SPRAYBERRY COURSE IS SOLD UNDER AN IRON-CLAD, MONEY-BACK AGREEMENT**

*Exactly what you need for*

**QUICK ADVANCEMENT in RADIO**