


Summer 2002
Delivery Schedule
Inside!



**Free Online
Training!**
Anytime, Anywhere
See inside front cover
for details.



145 Los Angeles
Spring 2002

Radio Market Report

Los Angeles



Accredited by
Media
Rating Council®

ARBITRON

Spring 2002
March 28 - June 19

When You Know More, You Can Sell More!




MapMAKER DirectSM, MaximiSer[®] and PD Advantage[®] are marks of Arbitron Inc.
TAPSCAN[®] is a registered mark of TAPSCAN Inc., used under license.
© 2002 Arbitron Inc.

Want to improve your ability to communicate your station's story to advertisers? Then visit www.ArbitronTraining.com.

This online training site helps you boost your skills in the selling tools you use every day. Plus, it's free, easy to use and available anytime.

Training modules currently include:

- MaximiSer[®]
- MapMAKER DirectSM
- Arbitron 101
- Scarborough
- TAPSCAN[®]
- PD Advantage[®]
- Programming 101
- Streaming Videos 
- Terminology Guides, User Manuals & More!

Radio Market Report

Summer 2002 Delivery Schedule
Including Phase 1 & Phase 2 Arbitrends: One page in from the back of the report

2002-2003 Survey Schedule

Spring 2002
March 28 - June 19

Summer 2002
June 27 - September 18

Fall 2002
September 19 - December 11

Winter 2003
January 2 - March 26

Spring 2003
March 27 - June 18



What MRC accreditation means

The Arbitron Radio Service has been accredited by the Media Rating Council (MRC) since 1968. To merit continued MRC accreditation, Arbitron: (1) adheres to the Council's Minimum Standards for Media Rating Research; (2) supplies full information to the MRC regarding details of its operation; (3) conducts its measurement service substantially in accordance with representations to its subscribers and the Council; and (4) submits to, and pays the cost of, thorough annual audits of accredited Arbitron services by CPA firms engaged by the MRC. In addition to paying sizable audit charges, Arbitron provides office and file space for MRC auditors as well as considerable staff and computer time involved in various aspects of the audit.

Further information about the MRC's accreditation and auditing procedures can be obtained from the Executive Director, Media Rating Council, 200 W. 57th St., Suite 204, New York, New York 10019.

Preface

This report is designed to provide radio audience estimates representing radio listening during an average week for this market for the Spring 2002 survey period and other information. The surveys to which the Target Listener Trends estimates apply are identified on the Target Listener Trends pages of this report. The estimates are based on listening information recorded in seven-day diaries by persons 12 years of age and older. All audience estimates are approximations subject to statistical variations and other limitations. The reliability of audience estimates cannot be determined to any precise mathematical value or definition.

This report is intended to furnish radio station, advertiser and agency clients of Arbitron with an aid in evaluating radio audience size and composition. Arbitron attempts to provide herein a summary description of methodology for Arbitron audience estimates contained in the Listener Estimates section of this report. A more detailed description of Arbitron methodology can be found in a separate publication titled *Arbitron Radio Description of Methodology* and other associated relevant documents, available to all Arbitron Radio Report subscribers.

Warning

All Arbitron audience estimates and Arbitron maps are proprietary and confidential.

Each Arbitron audience estimate and Arbitron map is copyrighted. The unauthorized use of any Arbitron audience estimate or map constitutes copyright infringement which could subject the infringer to statutory damages of up to \$150,000 and criminal penalties of up to one year imprisonment and a \$25,000 fine pursuant to Chapter 5, Sections 504 and 506 of Title 17 of the U.S. Code. All users of this report are referred to "Restrictions on Use of Report" (Page M6, Paragraph 21).

DMA® is a registered service mark of Nielsen Media Research, Inc., and is used pursuant to a license from Nielsen Media Research, Inc.

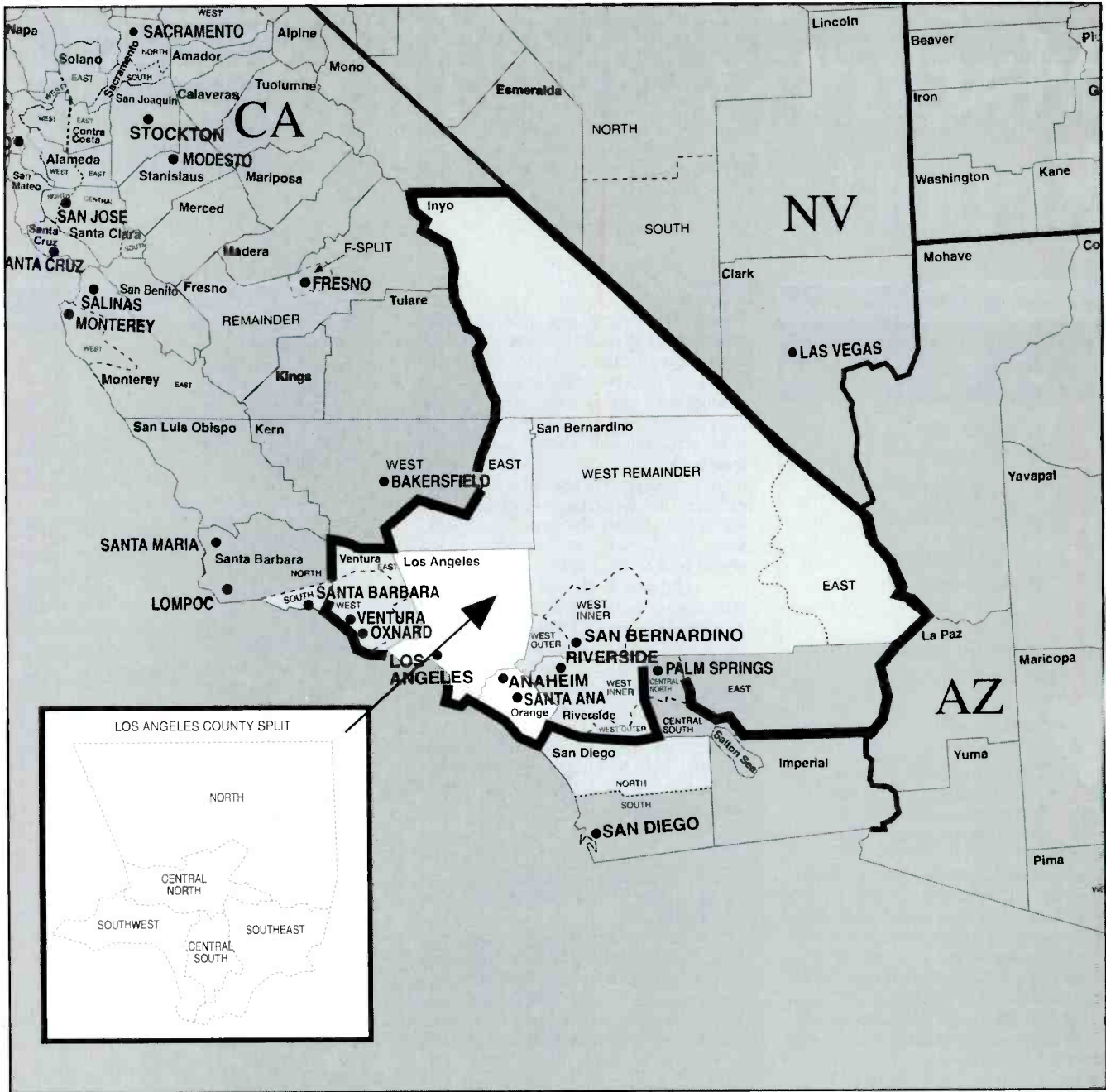
Contents

The Market	2
Station Information	5
Metro Market Profile	6
Rating Distortion/Rating Bias Policies & Procedures	10
Special Notices	13
Listener Estimates	14
Target Listener Trends/Estimates	14
Listener Composition	274
Listening Locations	282
Time Spent Listening	285
Cume Duplication Percent	292
Exclusive & Overnight Listening	295
Ethnic Composition	296
TSA Target Listeners (includes Metro)	299
DMA Target Listeners	304
Methodology	M1
Arbitron Radio Reliability Tables	M1
Description of Methodology	M3
Selected Arbitron Terms	M7
Metro Market Profile Sources	M8
Arbitron Radio Market Survey Schedule	M9

Please note/Users of this report should become familiar with the sections of this report titled "Description of Methodology" (Pages M3-M7) and "Limitations" (Page M5, Paragraph 16). Instructions for estimating reliability and effective sample bases for this report can be found on Pages M1 and M2.

Los Angeles

and Los Angeles DMA®



© 2002 Arbitron Inc. Nonsubscribers to this report may not reproduce this map for any purpose, including but not limited to sales, marketing, advertising or promotional purposes, without the express written permission of Arbitron Inc.

Metro
 TSA
 DMA®

TSA and DMA sampled in Spring and Fall only. For definitions of the terms Metro, TSA and DMA, see Page M3, Paragraph 1, and Page M7, "Selected Arbitron Terms."

Metro Rank: 2

Market Surveyed: Winter, Spring, Summer, Fall

Station Subscribers to This Report*

KABC-AM	KBIG-FM	KBLA-AM	KBUA-FM	KBUE-FM	KCBS-FM
KFI-AM	KFSH-FM	KFWB-AM	KIHT-FM	KHJ-AM	KIIS-FM
KJLH-FM	KKBT-FM	KKLA-FM	KLAC-AM	KLAX-FM	KLOS-FM
KLSX-FM	KLTX-AM	KLVE-FM	KLYY-FM	KMXN-FM	KMZT-FM
KNX-AM	KOST-FM	KPWR-FM	KRCD-FM	KRCV-FM	KRLA-AM
KROQ-FM	KRTH-FM	KSCA-FM	KSPN-AM	KSSC-FM	KSSE-FM
KTNQ-AM	KTWW-FM	KWIZ-FM	KWKW-AM	KXOL-FM	KXTA-AM
KYSR-FM	KZLA-FM				

* Station subscribers as of release to print.

Population Estimates and Tabulated (In-Tab) Diaries by County

Estimated P12+ Population			County/ Split County	HDA		Estimated P12+ Population			County/ Split County	HDA	
In-Tab	Area	ST		Blk. /	Hisp.	In-Tab	Area	ST		Blk. /	Hisp.
1,202,200	895	MTD	LOS ANGELES CN NORTH	CA	H	621,100	1,006	TD	SAN BERN W INNER	CA	H
2,373,000	1,697	MTD	LOS ANGELES CN SOUTH	CA	B H	4,800	20	TD	SAN BERNARDINO EAST	CA	
408,600	301	MTD	LOS ANGELES NORTH	CA	H	437,300	202	TD	SAN BRNDNO W OUTER	CA	
2,582,000	1,841	MTD	LOS ANGELES SOUTHWEST	CA	H	318,200	167	TD	SAN BRNDNO W REM	CA	
1,240,300	874	MTD	LOS ANGELES SOUTHWEST	CA	H	813,200	1,149	T	SAN DIEGO NORTH	CA	H
2,389,500	1,748	MTD	ORANGE	CA	H	171,400	570	T	SANTA BARBARA SOUTH	CA	H
15,200	24	TD	INYO	CA		236,200	207	TD	VENTURA EAST	CA	
69,000	135	TD	KERN EAST	CA		389,100	1,146	TD	VENTURA WEST	CA	H
861,600	1,372	TD	RIVERSIDE W INNER	CA	H	23,900	31	D	RIVERSIDE EAST	CA	
141,100	95	TD	RIVERSIDE WEST OUTER	CA							

M - Metro County T - TSA County D - DMA County

HDA - High-Density Area
(Black or Hispanic)

REM - Remainder portion of geographic split county (generally nonmetropolitan according to the federal government's Office of Management and Budget (OMB))

High-Density Area

Black/Hispanic

Combined	Total		Ethnic	
	In-Tab	Est. Pop. 12+	In-Tab	Est. Pop. 12+
HDBA	258	214,400	201	135,800
HCHA	4,645	6,472,800	2,697	3,483,000

These population estimates are based on Census 2000 data, updated and projected to January 1, 2002 by Market Statistics, a division of Claritas, Inc.

Effective with the Fall 2001 survey, population estimates for this report are based on Market Statistics 1/1/02 whole-county population estimates (Census 2000-based).

For split-county population estimates, the 1/1/02 whole-county populations are allocated to the respective split counties, based on Market Statistics 1/1/01 zip code population estimates (Census 2000-based).

For total Metro in-tab counts for applicable ethnic groups, see Page 4.



Population Estimates and In-Tab Diary Sample by Demographics

	Metro					TSA					DMA				
	Est. Pop.	Est. Pop. % P12+	In-Tab Sample	% Unwgt. In-Tab Sample	% Wgt. In-Tab Sample	Est. Pop.	Est. Pop. % P12+	In-Tab Sample	% Unwgt. In-Tab Sample	% Wgt. In-Tab Sample	Est. Pop.	Est. Pop. % P12+	In-Tab Sample	% Unwgt. In-Tab Sample	% Wgt. In-Tab Sample
Men															
12-24	1,218,000	11.9	836	11.4	11.9	1,740,400	12.2	1,573	11.7	12.2	864,400	6.5	671	5.7	6.5
18-24	662,400	6.5	422	5.7	6.5	937,700	6.6	783	5.8	6.6					
25-34	1,029,100	10.1	661	9.0	10.1	1,380,800	9.7	1,138	8.5	9.7	1,292,400	9.7	1,011	8.6	9.7
35-44	994,600	9.8	705	9.6	9.8	1,393,000	9.8	1,236	9.2	9.8	1,301,500	9.8	1,077	9.2	9.8
45-49	421,200	4.1	297	4.0	4.1	595,900	4.2	565	4.2	4.2	555,200	4.2	472	4.0	4.2
50-54	355,800	3.5	258	3.5	3.5	503,300	3.5	460	3.4	3.5	468,200	3.5	400	3.4	3.5
55-64	477,300	4.7	318	4.3	4.7	671,200	4.7	608	4.5	4.7	626,500	4.7	513	4.4	4.7
65+	511,900	5.0	327	4.4	5.0	747,600	5.2	617	4.6	5.2	688,600	5.2	536	4.6	5.2
18+	4,452,300	43.7	2,988	40.6	43.7	6,229,500	43.6	5,407	40.2	43.6	5,796,800	43.5	4,680	39.8	43.5
Women															
12-24	1,154,100	11.3	976	13.3	11.3	1,630,900	11.4	1,859	13.8	11.4					
18-24	627,600	6.2	539	7.3	6.2	868,000	6.1	990	7.4	6.1	806,600	6.1	863	7.3	6.1
25-34	983,800	9.6	789	10.7	9.6	1,319,800	9.2	1,358	10.1	9.3	1,239,300	9.3	1,221	10.4	9.3
35-44	981,100	9.6	744	10.1	9.6	1,375,100	9.6	1,389	10.3	9.6	1,286,600	9.7	1,202	10.2	9.7
45-49	439,500	4.3	363	4.9	4.3	617,100	4.3	642	4.8	4.3	575,400	4.3	567	4.8	4.3
50-54	383,900	3.8	298	4.1	3.8	533,600	3.7	555	4.1	3.7	497,100	3.7	474	4.0	3.7
55-64	523,300	5.1	399	5.4	5.1	730,400	5.1	696	5.2	5.1	681,400	5.1	615	5.2	5.1
65+	722,000	7.1	385	5.2	7.1	1,034,700	7.2	753	5.6	7.2	955,000	7.2	647	5.5	7.2
18+	4,661,200	45.7	3,517	47.8	45.7	6,478,700	45.4	6,383	47.5	45.4	6,041,400	45.4	5,589	47.5	45.4
P18+	9,113,500	89.4	6,505	88.4	89.4	12,708,200	89.0	11,790	87.7	89.0	11,838,200	88.9	10,269	87.3	88.9
Teens 12-17	1,082,100	10.6	851	11.6	10.6	1,565,600	11.0	1,659	12.3	11.0	1,474,900	11.1	1,492	12.7	11.1
Black P12+	See "Special Notices" section.														
Hispanic P12+	3,976,500	39.0	3,054	41.5	39.0										
Total P12+	10,195,600		7,356			14,273,800		13,449			13,313,100		11,761		

Diary Placement/Return

	Metro	TSA	DMA
LST - Est. Usable Households in Sample	2,122	4,001	3,453
UNL - Est. Usable Households in Sample	8,359	14,626	12,868
TOT - Est. Usable Households in Sample	10,481	18,627	16,321
LST - Est. Persons in Usable Households	5,282	10,202	8,864
UNL - Est. Persons in Usable Households	21,332	37,858	33,564
TOT - Est. Persons in Usable Households	26,614	48,060	42,428
LST - Contacted Households	2,027	3,813	3,291
UNL - Contacted Households	7,824	13,713	12,073
TOT - Contacted Households	9,851	17,526	15,364
LST - Households Accepting Diaries	990	1,999	1,748
UNL - Households Accepting Diaries	4,704	8,266	7,280
TOT - Households Accepting Diaries	5,694	10,265	9,028
LST - Persons Sent Diaries	2,480	5,131	4,517
UNL - Persons Sent Diaries	12,098	21,558	19,130
TOT - Persons Sent Diaries	14,578	26,689	23,647
LST - Diaries In-Tab	1,231	2,620	2,263
UNL - Diaries In-Tab	6,125	10,829	9,498
TOT - Diaries In-Tab	7,356	13,449	11,761
Metro Sample Target	7,440		
Metro In-Tab/Target Index	99		
Metro Response Rate %	28		

These population estimates are based on Census 2000 data, updated and projected to January 1, 2002 by Market Statistics, a division of Claritas, Inc.

Effective with the Fall 2001 survey, population estimates for this report are based on Market Statistics 1/1/02 whole-county population estimates (Census 2000-based).

For split-county population estimates, the 1/1/02 whole-county populations are allocated to the respective split counties, based on Market Statistics 1/1/01 zip code population estimates (Census 2000-based).

LST - Listed UNL - Unlisted TOT - Total

(For information on Sampling and Measurement Techniques, see Page M3, Paragraph 2.)



Station Information

For Stations Listed in This Report

Home to Arbitron Radio Metro Area

[Stations listed alphabetically left to right.]

- | | | |
|--|--|---|
| <p>(s) KABC-AM 790
3321 S La Cienega Blvd
Los Angeles, CA 90016
(310) 840-4912 Fax: (310) 558-5689
Format: Talk/Personality
Sales Rep: ABC RADIO SALES
Network: ABC
City of Lic./Alt City ID: Los Angeles, CA
County/Split Co.: Los Angeles Southwest, CA
Power Day/Night (watts): 5,000/5,000</p> | <p>(s) KBIG-FM 104.3
330 North Brand Blvd Ste 800
Glendale, CA 91203
(818) 546-1043 Fax: (818) 637-2267
Format: Hot Adult Contemporary
Sales Rep: SENTRY
Network: PRMIER
City of Lic./Alt City ID: Los Angeles, CA
County/Split Co.: Los Angeles Southwest, CA
ERP (watts) / HAAT (meters): 105,000/882</p> | <p>(s) KBLA-AM 1580
8400 N W 52 St Ste 101
Miami, FL 33166
(213) 337-2000 Fax: (213) 628-0850
Format: Spanish News/Talk
Sales Rep: N/A
Network: ABC, BTR, UNICA
City of Lic./Alt City ID: Snta Monica/Ls Angl, CA
County/Split Co.: Los Angeles Southwest, CA
Power Day/Night (watts): 50,000/50,000</p> |
| <p>(s) KBUA-FM 94.3 (simulcast w/KBUE-FM)‡
1845 Empire Ave
Burbank, CA 91504
(818) 729-5300 Fax: (818) 729-5678
Format: Mexican Regional
Sales Rep: IN HOUSE
Network: IND
City of Lic./Alt City ID: Sn Frmando/Los Angl, CA
County/Split Co.: Los Angeles Central North, CA
ERP (watts) / HAAT (meters): 3,000/29</p> | <p>(s) KBUE-FM 105.5 (simulcast w/KBUA-FM)‡
1845 Empire Ave
Burbank, CA 91504
(818) 729-5300 Fax: (818) 729-5678
Format: Mexican Regional
Sales Rep: IN HOUSE
Network: IND
City of Lic./Alt City ID: Long Beach/Los Angl, CA
County/Split Co.: Los Angeles Central South, CA
ERP (watts) / HAAT (meters): 3,000/142</p> | <p>(s) KCBS-FM 93.1
6121 Sunset Blvd
Los Angeles, CA 90028
(323) 460-3657 Fax: (323) 463-9270
Format: Classic Rock
Sales Rep: INTEREP
Network: CBS
City of Lic./Alt City ID: Los Angeles, CA
County/Split Co.: Los Angeles Southwest, CA
ERP (watts) / HAAT (meters): 28,500/1,066</p> |
| <p>KDIS-AM 710
3321 S La Cienega Blvd
Los Angeles, CA 90016
(310) 840-2870 Fax: (310) 840-2445
Format: Children's Radio
Sales Rep: ABC RADIO SALES
Network: ABC, DISNEY
City of Lic./Alt City ID: Los Angeles, CA
County/Split Co.: Los Angeles Southwest, CA
Power Day/Night (watts): 50,000/10,000</p> | <p>(s) KFI-AM 640
610 S Ardmore
Los Angeles, CA 90005
(213) 251-3126 Fax: (213) 365-1518
Format: News Talk Information
Sales Rep: KATZ RADIO
Network: IND
City of Lic./Alt City ID: Los Angeles, CA
County/Split Co.: Los Angeles Southwest, CA
Power Day/Night (watts): 50,000/50,000</p> | <p>(s) KFSH-FM 95.9
701 North Brand Blvd Ste 550
Glendale, CA 91203
(818) 956-5552 Fax: (818) 551-1110
Format: Contemporary Christian
Sales Rep: N/A
Network: APNET
City of Lic./Alt City ID: Anaheim/Los Angeles, CA
County/Split Co.: Orange, CA
ERP (watts) / HAAT (meters): 6,000/100</p> |
| <p>(s) KFWB-AM 980
6230 Yucca St
Los Angeles, CA 90028
(323) 871-4612 Fax: (323) 871-4681
Format: All News
Sales Rep: INFINITY RADIO SALES
Network: CNN, APNET
City of Lic./Alt City ID: Los Angeles, CA
County/Split Co.: Los Angeles Southwest, CA
Power Day/Night (watts): 5,000/5,000</p> | <p>(s) KHHT-FM 92.3
3400 Riverside Dr Ste 800
Burbank, CA 91505
(818) 295-6072 Fax: (818) 295-6081
Format: Rhythmic Oldies
Sales Rep: EASTMAN RADIO, INC
Network: IND
City of Lic./Alt City ID: Los Angeles, CA
County/Split Co.: Los Angeles Southwest, CA
ERP (watts) / HAAT (meters): 43,000/887</p> | <p>(s) KHJ-AM 930
1845 W Empire Ave
Burbank, CA 91504
(818) 729-5300 Fax: (818) 729-5678
Format: Mexican Regional
Sales Rep: IN HOUSE
Network: IND
City of Lic./Alt City ID: Los Angeles, CA
County/Split Co.: Los Angeles Southwest, CA
Power Day/Night (watts): 5,000/5,000</p> |
| <p>(s) KIIS-FM 102.7 (simulcast w/KVVS-FM)‡
3400 Riverside Dr Ste 800
Burbank, CA 91505
(818) 845-1027 Fax: (818) 295-6466
Format: Pop Contemporary Hr Radi
Sales Rep: KATZ RADIO
Network: IND
City of Lic./Alt City ID: Los Angeles, CA
County/Split Co.: Los Angeles Southwest, CA
ERP (watts) / HAAT (meters): 8,000/902</p> | <p>(s) KJLH-FM 102.3
161 N Labraa Ave
Inglewood, CA 90301
(310) 330-2200 Fax: (310) 330-5555
Format: Urban Adult Contemporary
Sales Rep: MCGAVREN GUILD
Network: AURN
City of Lic./Alt City ID: Compton, CA
County/Split Co.: Los Angeles Central South, CA
ERP (watts) / HAAT (meters): 2,250/103</p> | <p>(s) KKBT-FM 100.3
5900 Wilshire Ste 1900
Los Angeles, CA 90036
(323) 634-1800 Fax: (323) 634-1888
Format: Urban Contemporary
Sales Rep: KATZ RADIO
Network: IND
City of Lic./Alt City ID: Los Angeles, CA
County/Split Co.: Los Angeles Southwest, CA
ERP (watts) / HAAT (meters): 5,300/916</p> |

continued...

- (s) Station subscribers as of release to print
 * Simulcasting 10%-50%, Mon-Sun, 6AM-Midnight
 † Simulcasting 51%-90%, Mon-Sun, 6AM-Midnight
 ‡ Simulcasting 91%-100%, Mon-Sun, 6AM-Midnight
 < > Indicates home status is based on station's Alternate City ID, rather than on station's legally authorized City of License.

The data above are the most current data provided to Arbitron as of the last day of this survey period. Commercial stations are listed only if they have met Arbitron's Minimum Reporting Standards for this survey (see Page M4, Paragraphs 7-10 of this report). Noncommercial stations and nonqualifying commercial stations are not listed in this report (see Page M4, Paragraph 7). The county or split county listing reflects the geographic location of the station's City of License. Stations for which no Sales Representative or format information is on file with Arbitron are listed above by "N/A." See the "Special Notices" section of this report for additional station information.

Network Affiliation Abbreviations

ABC: ABC Radio Networks
 APNET: Associated Press Radio Network
 AURN: American Urban Radio Network
 BTR: Business Talk Radio
 CAR: Cadena Caracol Network
 CBS: CBS Radio Networks
 CNN: Westwood One CNN Plus Radio Network
 DISNEY: Disney Radio Network
 ESPN: ESPN Radio Network
 IEAMER: I E America Network
 JRN: Jones Radio Network
 PRMIER: Premiere Radio Network
 SBUSA: Sports Byline USA

SOURCE: Westwood One Source Radio Network
 SPNEWS: Sporting News Radio
 SRN: Salem Radio Network
 TALKNET: Talknet
 TARN: Talk America Radio Network
 UNICA: Radio Unica Network
 UPI: United Press International Radio Network
 USA: USA Radio Network
 WESTWD: Westwood One Radio Network

IND: Denotes stations that have not reported to Arbitron an affiliation with any of the above radio networks.



Station Information *(continued)*

For Stations Listed in This Report

[Stations listed alphabetically left to right.]

Home to Arbitron Radio Metro Area *(continued)*

- (s) **KKLA-FM 99.5**
701 N Brand Blvd # 550
Glendale, CA 91203
(818) 956-5552 Fax: (818) 551-1110
Format: Religious
Sales Rep: SALEM RADIO REPRESENTATIVES
Network: SRN
City of Lic./Alt City ID: Los Angeles, CA
County/Split Co.: Los Angeles Southwest, CA
ERP (watts) / HAAT (meters): 10,500/878
- (s) **KLAC-AM 570**
610 S Ardmore
Los Angeles, CA 90005
(213) 385-0101 Fax: (213) 383-2638
Format: Talk/Personality
Sales Rep: SENTRY
Network: IND
City of Lic./Alt City ID: Los Angeles/Anaheim, CA
County/Split Co.: Los Angeles Southwest, CA
Power Day/Night (watts): 5,000/5,000
- (s) **KLAX-FM 97.9**
10281 W Pico Blvd
Los Angeles, CA 90064
(310) 203-0900 Fax: (310) 203-8989
Format: Mexican Regional
Sales Rep: CABALLERO SPANISH MEDIA, INC
Network: IND
City of Lic./Alt City ID: East Los Angeles, CA
County/Split Co.: Los Angeles Central South, CA
ERP (watts) / HAAT (meters): 33,000/184
- (s) **KLOS-FM 95.5**
3321 S La Cienega Blvd
Los Angeles, CA 90016
(310) 840-4836 Fax: (310) 558-7685
Format: Classic Rock
Sales Rep: ABC RADIO SALES
Network: ABC
City of Lic./Alt City ID: Los Angeles, CA
County/Split Co.: Los Angeles Southwest, CA
ERP (watts) / HAAT (meters): 63,000/954
- (s) **KLSX-FM 97.1**
3580 Wilshire Blvd
Los Angeles, CA 90010
(213) 383-4222 Fax: (213) 380-4325
Format: Talk/Personality
Sales Rep: ALLIED RADIO PARTNERS
Network: IND
City of Lic./Alt City ID: Los Angeles, CA
County/Split Co.: Los Angeles Southwest, CA
ERP (watts) / HAAT (meters): 21,000/915
- (s) **KLTX-AM 1390**
2310 Ponderosa Dr #28
Camarillo, CA 93010
(805) 482-4797 Fax: (805) 388-5202
Format: Spanish Religious
Sales Rep: N/A
Network: IND
City of Lic./Alt City ID: Long Beach, CA
County/Split Co.: Los Angeles Central South, CA
Power Day/Night (watts): 5,000/3,600
- (s) **KLVE-FM 107.5**
655 N Central Ave #2500
Glendale, CA 91203
(818) 500-4500 Fax: (818) 500-4552
Format: Spanish Contemporary
Sales Rep: KATZ HISPANIC REPS INC
Network: IND
City of Lic./Alt City ID: Los Angeles, CA
County/Split Co.: Los Angeles Southwest, CA
ERP (watts) / HAAT (meters): 29,500/914
- (s) **KLYY-FM 107.1**
1888 Century Park East #200
Los Angeles, CA 90067
(310) 785-9107 Fax: (310) 557-2899
Format: Spanish Contemporary
Sales Rep: N/A
Network: IND
City of Lic./Alt City ID: Arcadia/Los Angeles, CA
County/Split Co.: Los Angeles Southeast, CA
ERP (watts) / HAAT (meters): 6,000/-13
- (s) **KMXN-FM 94.3**
1045 South East St
Anaheim, CA 92805
(714) 502-9494 Fax: (714) 502-9400
Format: Alternative
Sales Rep: IN HOUSE
Network: IND
City of Lic./Alt City ID: Gardn Grove/Anaheim, CA
County/Split Co.: Orange, CA
ERP (watts) / HAAT (meters): 3,000/75
- (s) **KMZT-FM 105.1**
1500 Cotner Ave
Los Angeles, CA 90025
(310) 478-5540 Fax: (310) 444-8988
Format: Classical
Sales Rep: MCGAVREN GUILD
Network: IND
City of Lic./Alt City ID: Los Angeles, CA
County/Split Co.: Los Angeles Southwest, CA
ERP (watts) / HAAT (meters): 18,000/880
- (s) **KNX-AM 1070**
6121 Sunset Blvd
Los Angeles, CA 90028
(323) 460-3343 Fax: (323) 460-3114
Format: All News
Sales Rep: CBS RADIO SALES
Network: CBS
City of Lic./Alt City ID: Los Angeles, CA
County/Split Co.: Los Angeles Southwest, CA
Power Day/Night (watts): 50,000/50,000
- (s) **KOST-FM 103.5**
330 N Brand Blvd Ste 800
Glendale, CA 91203
(818) 546-1035 Fax: (818) 637-2267
Format: Adult Contemporary
Sales Rep: CHRISTAL RADIO
Network: IND
City of Lic./Alt City ID: Los Angeles, CA
County/Split Co.: Los Angeles Southwest, CA
ERP (watts) / HAAT (meters): 12,500/949
- KPLS-AM 830**
1592 N Batavia St
Orange, CA 92867
(714) 282-8300 Fax: (714) 282-9040
Format: Talk/Personality
Sales Rep: N/A
Network: WESTWD, ABC
City of Lic./Alt City ID: Orange, CA
County/Split Co.: Orange, CA
Power Day/Night (watts): 50,000/20,000
- (s) **KPWR-FM 105.9**
2600 W Olive Ste 850
Burbank, CA 91505
(818) 953-4200 Fax: (818) 848-2114
Format: Rhythmic Contemporary Hit
Sales Rep: D & R
Network: IND
City of Lic./Alt City ID: Los Angeles, CA
County/Split Co.: Los Angeles Southwest, CA
ERP (watts) / HAAT (meters): 25,000/925
- (s) **KRCO-FM 103.9** (simulcast w/KRCV-FM)†
655 N Central Ave Ste2500
Glendale, CA 91203
(818) 500-4551 Fax: (818) 500-4552
Format: Spanish Variety
Sales Rep: KATZ HISPANIC REPS INC
Network: IND
City of Lic./Alt City ID: Inglewd/Los Angeles, CA
County/Split Co.: Los Angeles Central South, CA
ERP (watts) / HAAT (meters): 4,100/118

continued...

Network Affiliation Abbreviations

- ABC: ABC Radio Networks
APNET: Associated Press Radio Network
AURN: American Urban Radio Network
BTR: Business Talk Radio
CAR: Cadena Caracol Network
CBS: CBS Radio Networks
CNN: Westwood One CNN Plus Radio Network
DISNEY: Disney Radio Network
ESPN: ESPN Radio Network
IEAMER: I E America Network
JRN: Jones Radio Network
PRMIER: Premiere Radio Network
SBUSA: Sports Byline USA
- SOURCE: Westwood One Source Radio Network
SPNEWS: Sporting News Radio
SRN: Salem Radio Network
TALKNT: Talknet
TARN: Talk America Radio Network
UNICA: Radio Unica Network
UPI: United Press International Radio Network
USA: USA Radio Network
WESTWD: Westwood One Radio Network
- IND: Denotes stations that have not reported to Arbitron an affiliation with any of the above radio networks.

(s) Station subscribers as of release to print

- * Simulcasting 10%-50%, Mon-Sun, 6AM-Midnight
- † Simulcasting 51%-90%, Mon-Sun, 6AM-Midnight
- ‡ Simulcasting 91%-100%, Mon-Sun, 6AM-Midnight
- < > Indicates metro home status is based on station's Alternate City ID, rather than on station's legally authorized City of License.

The data above are the most current data provided to Arbitron as of the last day of this survey period. Commercial stations are listed only if they have met Arbitron's Minimum Reporting Standards for this survey (see Page M2, Paragraphs 7-10 of this report). Noncommercial stations and nonqualifying commercial stations are not listed in this report (see Page M2, Paragraph 7). The county or split county listing reflects the geographic location of the station's City of License. Stations for which no Sales Representative or format information is on file with Arbitron are listed above by "N/A." See the "Special Notices" section of this report for additional station information.



Station Information *(continued)*

For Stations Listed in This Report

Home to Arbitron Radio Metro Area *(continued)*

[Stations listed alphabetically left to right.]

(s) **KRCV-FM 98.3** (simulcast w/KRCD-FM)‡
655 N Central Ave Ste 2500
Glendale, CA 91203
(818) 500-4551 Fax: (818) 500-4552
Format: Spanish Variety
Sales Rep: KATZ HISPANIC REPS INC
Network: IND
City of Lic./Alt City ID: W Covina/Ls Angeles, CA
County/Split Co.: Los Angeles Southeast, CA
ERP (watts) / HAAT (meters): 600/306

(s) **KROQ-FM 106.7**
5901 Venice Blvd
Los Angeles, CA 90034
(323) 930-1067 Fax: (323) 936-6062
Format: Alternative
Sales Rep: INFINITY RADIO SALES
Network: IND
City of Lic./Alt City ID: Pasadena/Ls Angeles, CA
County/Split Co.: Los Angeles Southeast, CA
ERP (watts) / HAAT (meters): 5,600/423

(s) **KSPN-AM 1110**
3321 S La Cienega Blvd
Los Angeles, CA 90016
(310) 840-4912 Fax: (310) 558-5689
Format: All Sports
Sales Rep: ABC RADIO SALES
Network: ESPN
City of Lic./Alt City ID: Pasadena, CA
County/Split Co.: Los Angeles Southeast, CA
Power Day/Night (watts): 50,000/20,000

(s) **KTNQ-AM 1020**
655 N Central Ave #2500
Glendale, CA 91203
(818) 500-4500 Fax: (818) 500-4552
Format: Spanish Variety
Sales Rep: KATZ HISPANIC REPS INC
Network: CAR
City of Lic./Alt City ID: Los Angeles, CA
County/Split Co.: Los Angeles Southwest, CA
Power Day/Night (watts): 50,000/50,000

(s) **KWIZ-FM 96.7**
3101 W 5th St
Santa Ana, CA 92703
(714) 554-5000 Fax: (714) 554-9362
Format: Spanish Contemporary
Sales Rep: IN HOUSE
Network: IND
City of Lic./Alt City ID: Santa Ana, CA
County/Split Co.: Orange, CA
ERP (watts) / HAAT (meters): 6,000/62

(s) **KRLA-AM 870** (simulcast w/KRLH-AM)‡
701 N Brand Blvd Ste 550
Glendale, CA 91203
(818) 956-5552 Fax: (818) 551-1110
Format: News Talk Information
Sales Rep: SALEM RADIO REPRESENTATIVES
Network: SRN
City of Lic./Alt City ID: Glendale, CA
County/Split Co.: Los Angeles Central North, CA
Power Day/Night (watts): 20,000/3,000

(s) **KRTH-FM 101.1**
5901 Venice Blvd
Los Angeles, CA 90034
(323) 936-5784 Fax: (323) 936-3427
Format: Oldies
Sales Rep: INFINITY RADIO SALES
Network: IND
City of Lic./Alt City ID: Los Angeles, CA
County/Split Co.: Los Angeles Southwest, CA
ERP (watts) / HAAT (meters): 51,000/954

(s) **KSSC-FM 103.1** (simulcast w/KSSE-FM)‡
3450 Wilshire Blvd Ste 820
Santa Monica, CA 90010
(213) 251-1011 Fax: (213) 251-1033
Format: Spanish Contemporary
Sales Rep: LOTUS ENTRAVISION REPS
Network: IND
City of Lic./Alt City ID: Snta Monica/Nwprt B, CA
County/Split Co.: Los Angeles Southwest, CA
ERP (watts) / HAAT (meters): 3,000/81

(s) **KTWV-FM 94.7**
8944 Lindblade St
Culver City, CA 90232
(310) 840-7100 Fax: (310) 815-8391
Format: New AC (NAC)/Smooth Jazz
Sales Rep: CBS RADIO SALES
Network: WESTWD
City of Lic./Alt City ID: Los Angeles, CA
County/Split Co.: Los Angeles Southwest, CA
ERP (watts) / HAAT (meters): 55,000/863

(s) **KWKW-AM 1330**
6290 Sunset Blvd
Hollywood, CA 90028
(323) 466-8111 Fax: (323) 461-7347
Format: Spanish News/Talk
Sales Rep: LOTUS ENTRAVISION REPS
Network: IND
City of Lic./Alt City ID: Los Angeles, CA
County/Split Co.: Los Angeles Southwest, CA
Power Day/Night (watts): 5,000/5,000

KRLH-AM 590 (simulcast w/KRLA-AM)‡
701 N Brand Blvd Ste 550
Glendale, CA 91203
(818) 956-5552 Fax: 8185511110
Format: News Talk Information
Sales Rep: SALEM RADIO REPRESENTATIVES
Network: IND
City of Lic./Alt City ID: San Bernardino, CA
County/Split Co.: San Bernardino West Inner, CA
Power Day/Night (watts): 1,000/1,000

(s) **KSCA-FM 101.9**
655 N Central Ave # 2500
Glendale, CA 91203
(818) 500-4500 Fax: (818) 500-4552
Format: Mexican Regional
Sales Rep: KATZ HISPANIC REPS INC
Network: IND
City of Lic./Alt City ID: Glendale/Ls Angeles, CA
County/Split Co.: Los Angeles Central North, CA
ERP (watts) / HAAT (meters): 4,800/863

(s) **KSSE-FM 97.5** (simulcast w/KSSC-FM)‡
3450 Wilshire Blvd Ste 820
Los Angeles, CA 90010
(213) 251-1011 Fax: (213) 251-1033
Format: Spanish Contemporary
Sales Rep: LOTUS ENTRAVISION REPS
Network: IND
City of Lic./Alt City ID: <Rivrsd/Ls Angeles>, CA
County/Split Co.: Riverside West Inner, CA
ERP (watts) / HAAT (meters): 72,000/557

KVVS-FM 97.7 (simulcast w/KIIS-FM)‡
348 East Ave K4
Lancaster, CA 93535
(818) 295-6405 Fax: (818) 295-6466
Format: Pop Contemporary Hit Radi
Sales Rep: IN HOUSE
Network: IND
City of Lic./Alt City ID: Mojave/Lancaster, CA
County/Split Co.: Kern East, CA
ERP (watts) / HAAT (meters): 6,000/100

KWVE-FM 107.9
1644 No El Camino Real
San Clemente, CA 92672
(949) 492-9800 Fax: (949) 361-0375
Format: Religious
Sales Rep: N/A
Network: IND
City of Lic./Alt City ID: San Clemente, CA
County/Split Co.: Orange, CA
ERP (watts) / HAAT (meters): 560/1,125

(s) Station subscribers as of release to print
* Simulcasting 10%-50%, Mon-Sun, 6AM-Midnight
† Simulcasting 51%-90%, Mon-Sun, 6AM-Midnight
‡ Simulcasting 91%-100%, Mon-Sun, 6AM-Midnight
< > Indicates metro home status is based on station's Alternate City ID, rather than on station's legally authorized City of License.

The data above are the most current data provided to Arbitron as of the last day of this survey period. Commercial stations are listed only if they have met Arbitron's Minimum Reporting Standards for this survey (see Page M2, Paragraphs 7-10 of this report) Noncommercial stations and nonqualifying commercial stations are not listed in this report (see Page M2, Paragraph 7). The county or split county listing reflects the geographic location of the station's City of License. Stations for which no Sales Representative or format information is on file with Arbitron are listed above by "N/A." See the "Special Notices" section of this report for additional station information.

Network Affiliation Abbreviations

ABC: ABC Radio Networks
APNET: Associated Press Radio Network
AURN: American Urban Radio Network
BTR: Business Talk Radio
CAR: Cadena Caracol Network
CBS: CBS Radio Networks
CNN: Westwood One CNN Plus Radio Network
DISNEY: Disney Radio Network
ESPN: ESPN Radio Network
IEAMER: I E America Network
JRN: Jones Radio Network
PRMIER: Premiere Radio Network
SBUSA: Sports Byline USA

SOURCE: Westwood One Source Radio Network
SFNEWS: Sporting News Radio
SRN: Salem Radio Network
TALKNT: Talknet
TARN: Talk America Radio Network
UNICA: Radio Unica Network
UPI: United Press International Radio Network
USA: USA Radio Network
WESTWD: Westwood One Radio Network

IND: Denotes stations that have not reported to Arbitron an affiliation with any of the above radio networks.

continued...



Station Information *(continued)*

For Stations Listed in This Report

[Stations listed alphabetically left to right.]

Home to Arbitron Radio Metro Area *(continued)*

(s) **KXOL-FM 96.3**

10281 W Pico Blvd
Los Angeles, CA 90064
(213) 483-5374 Fax: (213) 484-8304
Format: Spanish Contemporary
Sales Rep: CABALLERO SPANISH MEDIA, INC
Network: IND
City of Lic./Alt City ID: Los Angeles, CA
County/Split Co.: Los Angeles Southwest, CA
ERP (watts) / HAAT (meters): 54,000/146

(s) **KXTA-AM 1150**

610 S Ardmore Ave
Los Angeles, CA 90005
(213) 385-0101 Fax: (213) 427-7921
Format: All Sports
Sales Rep: KATZ RADIO
Network: IND
City of Lic./Alt City ID: Los Angeles, CA
County/Split Co.: Los Angeles Southwest, CA
Power Day/Night (watts): 50,000/44,000

(s) **KYSR-FM 98.7**

3500 W Olive Ste 250
Burbank, CA 91505
(818) 955-7000 Fax: (818) 955-6436
Format: Modern Adult Contemporary
Sales Rep: CLEAR CHANNEL RADIO SALES
Network: IND
City of Lic./Alt City ID: Los Angeles, CA
County/Split Co.: Los Angeles Southwest, CA
ERP (watts) / HAAT (meters): 75,000/360

(s) **KZLA-FM 93.9**

7755 Sunset Blvd
Los Angeles, CA 90046
(323) 882-8000 Fax: (323) 874-9494
Format: Country
Sales Rep: D & R
Network: IND
City of Lic./Alt City ID: Los Angeles, CA
County/Split Co.: Los Angeles Southwest, CA
ERP (watts) / HAAT (meters): 18,500/956

Outside Arbitron Radio Metro Area But Home to the DMA

KCAL-FM 96.7

1940 Orange Tree Ln Ste 101
Redlands, CA 92374
(909) 793-3554 Fax: (909) 798-6627
Format: Album Oriented Rock
Sales Rep: D & R
Network: IND
City of Lic./Alt City ID: Redlands/Riverside, CA
County/Split Co.: San Bernardino West Inner, CA
ERP (watts) / HAAT (meters): 1,750/115

KCXX-FM 103.9

740 W 4th St
San Bernardino, CA 92410
(909) 384-1039 Fax: (909) 888-7302
Format: Alternative
Sales Rep: MCGAVREN GUILD
Network: IND
City of Lic./Alt City ID: Lk Arrowhd/Rivrside, CA
County/Split Co.: San Bernardino West Inner, CA
ERP (watts) / HAAT (meters): 180/548

KFRG-FM 95.1

900 E Washington Ste 315
Colton, CA 92324
(909) 825-9525 Fax: (909) 825-0441
Format: Country
Sales Rep: ALLIED RADIO PARTNERS
Network: IND
City of Lic./Alt City ID: S Bernadno/Riversd, CA
County/Split Co.: San Bernardino West Inner, CA
ERP (watts) / HAAT (meters): 50,000/149

KGGI-FM 99.1

2001 Iowa Ave Ste 200
Riverside, CA 92507
(909) 684-1991 Fax: (909) 274-4949
Format: Rhythmic Contemporary Hit
Sales Rep: SENTRY
Network: IND
City of Lic./Alt City ID: Riverside/S Bernadn, CA
County/Split Co.: Riverside West Inner, CA
ERP (watts) / HAAT (meters): 2,550/562

KOLA-FM 99.9

1940 Orange Tree Ln #200
Redlands, CA 92374
(909) 793-3554 Fax: (909) 335-8845
Format: Oldies
Sales Rep: D & R
Network: IND
City of Lic./Alt City ID: San Bernardino, CA
County/Split Co.: San Bernardino West Inner, CA
ERP (watts) / HAAT (meters): 29,500/507

Outside Arbitron Radio Metro Area and the DMA

XTRA-AM 690

9660 Granite Ridge Dr
San Diego, CA 92123
(858) 292-2000 Fax: (858) 715-3154
Format: All Sports
Sales Rep: MCGAVREN GUILD
Network: CBS, ESPN
City of Lic./Alt City ID: <Tijuana/San Diego>, MX
County/Split Co.: Baja California, MX
Power Day/Night (watts): 77,000/50,000

(s) Station subscribers as of release to print

- * Simulcasting 10%-50%, Mon-Sun, 6AM-Midnight
- † Simulcasting 51%-90%, Mon-Sun, 6AM-Midnight
- ‡ Simulcasting 91%-100%, Mon-Sun, 6AM-Midnight
- < > Indicates metro home status is based on station's Alternate City ID, rather than on station's legally authorized City of License.

The data above are the most current data provided to Arbitron as of the last day of this survey period. Commercial stations are listed only if they have met Arbitron's Minimum Reporting Standards for this survey (see Page M2, Paragraphs 7-10 of this report). Noncommercial stations and nonqualifying commercial stations are not listed in this report (see Page M2, Paragraph 7). The county or split county listing reflects the geographic location of the station's City of License. Stations for which no Sales Representative or format information is on file with Arbitron are listed above by "N/A." See the "Special Notices" section of this report for additional station information.

Network Affiliation Abbreviations

ABC: ABC Radio Networks	SOURCE: Westwood One Source Radio Network
APNET: Associated Press Radio Network	SPNEWS: Sporting News Radio
AURN: American Urban Radio Network	SRN: Salem Radio Network
BTR: Business Talk Radio	TALKNT: Talknet
CAR: Cadena Caracol Network	TARN: Talk America Radio Network
CBS: CBS Radio Networks	UNICA: Radio Unica Network
CNN: Westwood One CNN Plus Radio Network	UPI: United Press International Radio Network
DISNEY: Disney Radio Network	USA: USA Radio Network
ESPN: ESPN Radio Network	WESTWD: Westwood One Radio Network
IEAMER: I E America Network	
JRN: Jones Radio Network	IND: Denotes stations that have not reported to Arbitron an affiliation with any of the above radio networks.
PRMIER: Premiere Radio Network	
SBUSA: Sports Byline USA	

Notations

Metro Market Profile



Metro Household Data and Group Quarters population estimates are 1990 Census data and are updated by Market Statistics where appropriate update sources are available. (For more information, see "Metro Census Data," Page M8.)

Household Data

	Metro Total	Metro %		Metro Total	Metro %
Total Households	4,153,700	100.0	Seasonal Housing Units	12,008	.3
Households by Income			Education: Persons 25+		
Under \$10,000	303,178	7.3	Elementary 0-8 grade	985,438	14.1
\$10,000-19,999	412,547	9.9	High school 1-3 yrs	932,605	13.4
\$20,000-29,999	418,296	10.1	High school grad	1,433,780	20.6
\$30,000-39,999	406,481	9.8	College 1-3 yrs	1,977,969	28.4
\$40,000-49,999	325,070	7.8	College 4+ yrs	1,639,090	23.5
\$50,000-74,999	744,935	17.9	Colleges & Universities		
\$75,000-99,999	523,821	12.7	Total enrollment	696,891	100.0
\$100,000+	1,019,372	24.5	Full-time enrollment	333,355	47.8
Median income: \$56,151			Occupation		
Value of Owner-Occupied Housing Units			Managerial	1,564,437	28.5
Less than \$50,000	20,215	.5	Technical	1,798,738	32.7
\$50,000-74,999	20,457	.6	Service worker	657,940	12.0
\$75,000-99,999	58,668	1.5	Farm worker	72,261	1.3
\$100,000-149,999	199,872	5.2	Precision production	596,127	10.8
\$150,000-249,999	591,984	15.6	Operator	806,761	14.7
\$250,000+	721,304	18.8	Farm Population		
Median value: \$234,600				1,200	
Monthly Gross Rent			Transportation to Work		
Less than \$200	45,728	1.2	Public	299,413	5.6
\$200-349	108,616	2.9	Driving to work	3,866,051	71.6
\$350-499	284,482	7.4	Carpool	814,194	15.1
\$500-649	462,746	12.2	Other	414,251	7.7
\$650-749	298,676	7.8	Average Travel Time to Work (Min.)		
\$750+	643,216	16.9		26	
Median rent: \$657			Car Ownership by Household		
Household Size			0 Cars	387,600	9.3
1 Person	1,022,500	24.6	1 Car	1,319,500	31.8
2 Persons	1,238,000	29.8	2 Cars	1,619,500	39.0
3-4 Persons	1,189,800	28.7	3+ Cars	827,100	19.9
5+ Persons	703,400	16.9			

Group Quarters Population Estimates

Group Quarters Populations are included in the universe estimates. Additionally, Group Quarters Populations are included in the sample frame if the individual living quarters (room, suite or apartment) has a private residential telephone number that serves fewer than 10 residents. Persons are not eligible to participate in the survey if their living quarters has no private telephone number or the telephone number is used by 10 or more residents.

Population Estimates	Military Housing	% Total Demographic	University Housing	% Total Demographic	Other Group Quarters	% Total Demographic
Persons 12+	4,000	.0	39,700	.4	162,800	1.6
Teens 12-17	100	.0	900	.1	8,900	.8
Men						
18-24	2,800	.4	18,100	2.7	14,500	2.2
25-34	700	.1	900	.1	19,000	1.8
35-44	200	.0	200	.0	14,600	1.5
45-49	0	.0	0	.0	5,000	1.2
50-54	0	.0	0	.0	4,200	1.2
55-64	0	.0	0	.0	5,400	1.1
65+	0	.0	0	.0	17,400	3.4
Women						
18-24	200	.0	18,700	3.0	3,900	.6
25-34	0	.0	500	.1	5,900	.6
35-44	0	.0	200	.0	5,200	.5
45-49	0	.0	0	.0	2,200	.5
50-54	0	.0	0	.0	2,000	.5
55-64	0	.0	0	.0	3,600	.7
65+	0	.0	200	.0	51,000	7.1

Ethnic Population Estimates

Metro Ethnic Populations are reported for all Standard and Condensed Markets whether or not ethnic sampling procedures are in place (see Page 4). The Percent Total Black and Hispanic Populations are based on Black and Hispanic Populations Persons 12+. The Percent Total Demographic is based on total Metro Demographics on Page 4. Ethnic Population information is based on Census 2000 data, updated and projected to 1/1/02 by Market Statistics.

Hispanic persons may be of any race (White; Black; Native American; Eskimo or Aleut; Asian or Pacific Islander). For purposes of Arbitron reports and publications, Hispanic persons that are Black are not included in Black universe estimates. Hispanic persons of all races are included in estimates of Hispanic universes and Hispanic audience estimates.

Population Estimates	Total Black	% Total Black Pop.	% Total Demographic	Total Hispanic	% Total Hispanic Pop.	% Total Demographic
Persons 12+	814,400	100.0	8.0	3,976,500	100.0	39.0
Teens 12-17	99,500	12.2	9.2	550,800	13.9	50.9
Men						
18-24	47,500	5.8	7.2	349,100	8.8	52.7
25-34	64,400	7.9	6.3	530,500	13.3	51.5
35-44	75,300	9.2	7.6	400,300	10.1	40.2
45-49	32,400	4.0	7.7	136,300	3.4	32.4
50-54	27,800	3.4	7.8	97,900	2.5	27.5
55-64	39,400	4.8	8.3	115,700	2.9	24.2
65+	37,200	4.6	7.3	94,000	2.4	18.4
Women						
18-24	50,600	6.2	8.1	316,900	8.0	50.5
25-34	75,900	9.3	7.7	475,100	11.9	48.3
35-44	87,300	10.7	8.9	381,800	9.6	38.9
45-49	38,300	4.7	8.7	142,600	3.6	32.4
50-54	34,300	4.2	8.9	108,500	2.7	28.3
55-64	47,600	5.8	9.1	136,000	3.4	26.0
65+	56,900	7.0	7.9	141,000	3.5	19.5

Area Lifestyle Profile

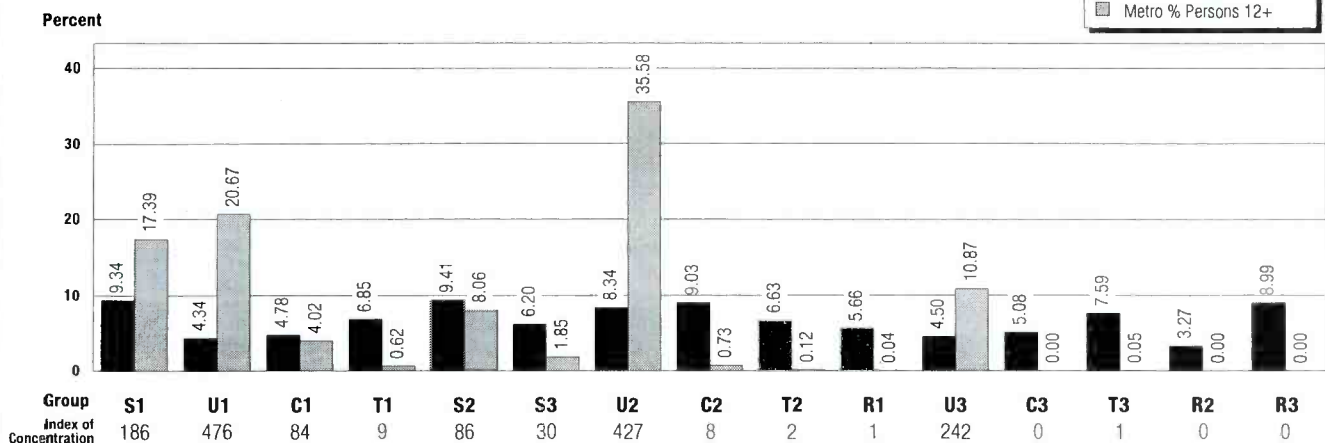
by PRIZM® Groups

PRIZM is a market segmentation system developed by Claritas, Inc. to help marketers target consumers, and to profile markets and audiences by lifestyle. There are 62 PRIZM clusters which are organized into 15 broader social groups denoting basic neighborhood types.

The 15 PRIZM social groups are identified by codes that are listed below the graph.

In this graph, the national composition and this Metro's composition for each PRIZM group are shown for Persons 12+. The Index of Concentration compares this Metro's composition

with the national composition for each PRIZM group. An index of 100 indicates that the Metro has the same percent concentration as the nation. (For more information about PRIZM and Claritas, Inc., see Page M8.)



PRIZM® Groups

S1 Elite Suburbs - superrich, executive, upscale white-collar couples, empty-nesters

U1 Urban Uptown - elite, upscale, bohemian singles & couples; established immigrant families

C1 2nd City Society - upscale executive & young upscale white-collar; affluent retirees

T1 Landed Gentry - elite exurban, small-town executive & young, mid-class town families

S2 The Affluentials - upwardly mobile young singles & couples; white-collar suburban families

S3 Inner Suburbs - empty-nesters, mobile city singles, blue-collar families & aging couples

U2 Urban Midscale - white-collar urb. couples; mid-income immigr.; African-American & Hispanic families

C2 2nd City Centers - mid-level, white-collar couples; mid-income families & college town singles

T2 Exurban Blues - yng. mid-class, blue-collar families in mid-size towns; GI families

R1 Country Families - midscale couples, rural, white-/blue-collar, kids, farm families

U3 Urban Cores - ethnically mixed singles; Hisp. sncls. & families; inner-city solo-parent families

C3 2nd City Blues - low-inc. older sncls., cpls. & fam.; low-inc. Hisp. fam.; Afr.-Am. service wrkr.

T3 Working Towns - older families; mill towns, low-inc. blue-collar, town seniors

R2 Heartlanders - rural farm town & ranch families, farm dwellers & tenants

R3 Rustic Living - moderate blue-collar farm fam.; low-inc. older cpls., remote older families

Metro Market Profile *(continued)*

Sales Data



Household Income, Total Retail Sales and 11 categories of store sales have been compiled by Market Statistics and furnished to Arbitron. These data are based on Sales and Marketing Management's 2001 publication of *Survey of Buying Power* (1/1/01 estimates) for the Metro.

Metro Income*

Total Income (\$000)	\$325,175,397
Median Household Income	\$56,151
Income per Household	\$78,286

* Income represents pretax personal income for households as defined by the Department of Commerce, Bureau of Economic Analysis.

Metro Retail Sales Data (\$000)

Total Retail Sales	\$157,253,697
Retail Expenditures per Household (\$)	\$37,859
Food & Beverage Stores	\$18,419,170
Grocery Stores	\$16,969,397
Food Services & Drinking Establishments	\$17,899,737
General Merchandise	\$16,791,783
Department Stores	\$10,984,443
Clothing & Accessories	\$9,025,901
Motor Vehicle & Parts Dealers	\$44,336,423
Building & Material Supply	\$9,570,430
Health & Personal Care	\$6,705,844
Furniture & Household Appliance Stores	\$2,851,624
Radio, TV & Other Electronics Stores	\$2,759,873

Car Registrations



The Metro Share of New Private Passenger Car Registrations* is supplied by R.L. Polk and Company. *(For more information on passenger car registrations, see Page M8.)*

Manufacturer	%
DaimlerChrysler AG	8.7
Ford Motor Company	12.4
General Motors Corporation	8.9
Honda/Acura	19.5
Hyundai	2.7
Nissan/Infiniti	6.6
Toyota/Lexus	22.3
Volkswagen/Audi	7.3
Other	11.6

* Note: Figures are shown for October through December of the 2002 model year.

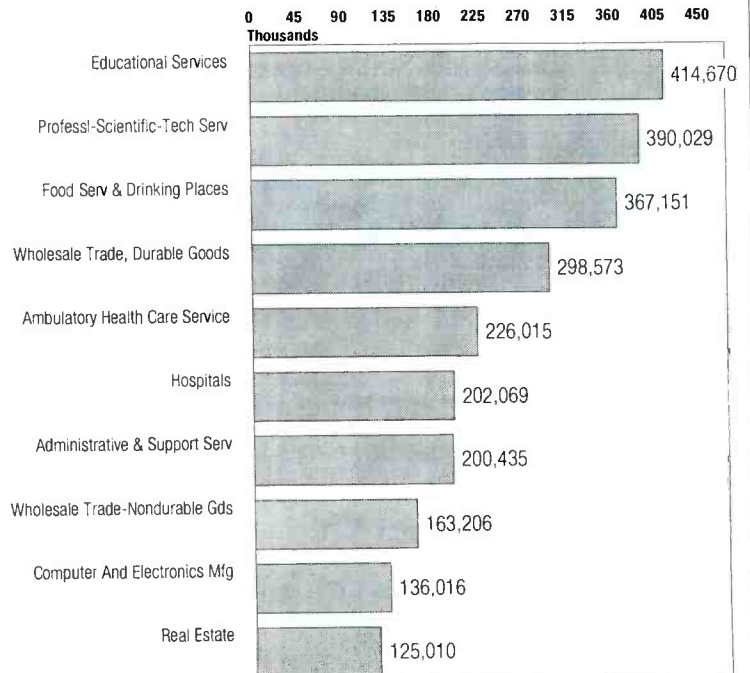
Top Ten Employer Industries

These classifications are from the Department of Commerce Standard Industrial Classification (SIC) system. The data below are from the 1997 County Business Pattern Reports (U.S. Census Bureau) and are aggregated by primary SIC.

Metro Employer Industries

Total Employees
5,960,299

Top 10 Total Employees
2,523,174
42.3% of Total



Magazines

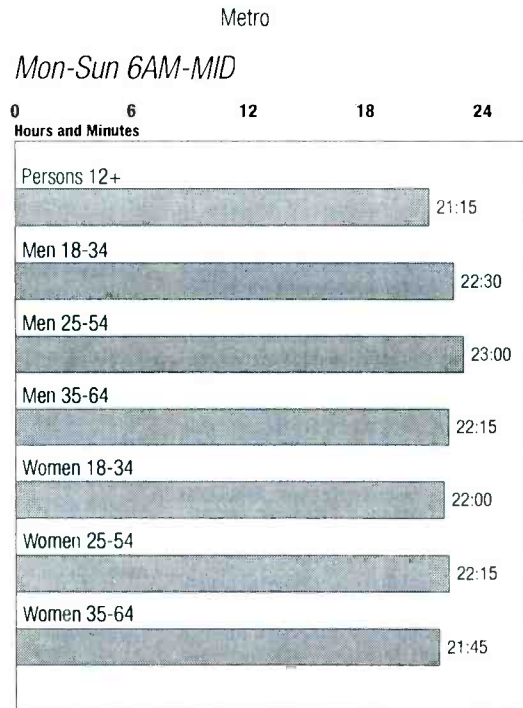
Magazine	Circulation	%	Magazine	Circulation	%
MODR MATOR	491,461	11.8	MENS HLTH	75,757	1.8
TV GUIDE	422,894	10.1	TEEN	73,300	1.8
RDRS DIGST	331,323	7.9	US NWS&WR	72,983	1.7
NAT GEO	246,239	5.9	PARENTS	72,592	1.7
BTR HOME	212,554	5.1	PENTHOUSE	70,091	1.7
TIME	200,723	4.8	LIFE	69,511	1.7
SUNSET	188,348	4.5	YM	69,019	1.7
PEOPLE	168,178	4.0	NATL ENQR	68,092	1.6
FAMLY CRCL	142,102	3.4	SHAPE	65,328	1.6
NEWSWEEK	141,278	3.4	STAR	64,870	1.6
PLAYBOY	127,930	3.1	REDBOOK	63,787	1.5
MCCALLS	107,511	2.6	COOKING LT	57,518	1.4
LS HOME_JN	107,076	2.6	POP SCIENC	57,381	1.4
GD HSEKPNG	106,892	2.6	ROLLING STN	56,212	1.3
MAITHA STW	106,629	2.6	GOLF DIGST	52,043	1.2
COSMOPLTAN	105,957	2.5	EBONY	51,904	1.2
SPORTS ILS	104,831	2.5	CAR & DRIV	48,152	1.2
PREVENTION	88,006	2.1	GOLF MGZNE	45,552	1.1
VOGUE	86,941	2.1	PARENTING	44,769	1.1
GLAMOUR	85,938	2.1	POP MECHAN	40,079	1.0
MONEY	82,801	2.0	BOYS LIFE	39,974	1.0
SEVENTEEN	80,693	1.9	CTRY LIVING	32,774	0.8
ENTERTNMNT	80,622	1.9	FIELD STRM	24,107	0.6
WOMANS DAY	78,719	1.9	OUTDR LIFE	16,220	0.4
SMITHSONIAN	77,424	1.9	SOU LIVING	-	-

Newspapers

Paper	Circulation	%
LOS ANGELES TIMES	850,284	20
ORANGE COUNTY REGISTER	347,795	8
LOS ANGELES DAILY NEWS	175,809	4
PRESS-TELEGRAM	98,548	2
LA OPINION, LOS ANGELES	91,695	2
DAILY BREEZE	83,746	2
SAN GABRIEL VALLEY TRIBUNE	51,659	1
USA TODAY	44,981	1
STAR-NEWS	38,156	1
DAILY VARIETY	20,604	-
WHITTIER DAILY NEWS (MORNING & INLAND VALLEY DAILY BULLETIN	17,625	-
INLAND VALLEY DAILY BULLETIN	14,552	-
VENTURA COUNTY STAR	2,068	-

For more information on magazine and newspaper data, see Page M8.

Radio Time Spent Listening*



Radio 24-Hour Cume*



* Based on Arbitron's Spring 2002 radio survey.

Rating Distortion/Rating Bias Policies and Procedures

In accordance with MRC and industry guidelines, Arbitron provides the following information relating to Rating Distortion and Rating Bias to advise Arbitron clients about applicable policies and procedures and to assist Report users in making evaluations of the audience estimates contained in the "Listener Estimates" section of this report.

Arbitron's original policy statement dated May 20, 1977, has been updated by Arbitron releases of February 1978, December 1981, January 1987, February 1988, June 1992 and handbooks of May 1985, March 1987, June 1990 and October 1996, distributed to all radio stations.

As a practical matter, Arbitron's published guidelines cannot describe all possible station activities. Therefore, in order to avoid possible citation, stations are advised to submit planned activities to Arbitron for a confidential Pre-Review.

Rating Distortion

Rating Distortion is defined as: Any activity which Arbitron believes may affect the way diarykeepers record their listening, so that recorded listening differs from actual listening. Rating Distortion includes station activities through which the station has the potential to: learn the identity of diarykeepers; gain access to, or influence over, current or upcoming survey diaries; or prompt the use of diaries for purposes other than those intended by Arbitron. ARBITRON MAY DELIST FROM ITS REPORTS, COMPUTER MEDIA, AND OTHER SERVICES THE CALL LETTERS AND AUDIENCE ESTIMATES OF ANY STATION DETERMINED BY ARBITRON TO HAVE ENGAGED IN ACTIVITIES WITH RATING DISTORTION POTENTIAL.

Rating Distortion may take the form of Diarykeeper Solicitation, Improper Promotional Activities or other means. The following categories and examples are illustrative only and are not all-inclusive:

Diarykeeper Solicitation is any attempt by, or on behalf of, a station that encourages diarykeepers to record listening that differs from their actual listening. It may take the form of a public or private appeal for diarykeepers to surrender their diaries or to misreport - in any way (e.g., overstate, understate, misstate) - their actual listening to any station. Diarykeeper Solicitation includes attempted breaches of diary security, whereby a station has the potential to learn the identity of diarykeepers or to gain access to, or influence over, current or upcoming survey diaries.

Improper Promotional Activities are those that may not directly appeal to diarykeepers, but that nevertheless cause diarykeepers to misreport their actual listening. Improper Promotional Activities include, but are not limited to, contests that may cause diarykeepers to misreport their actual listening by offering prizes based on amounts of listening recorded or claimed; attempts to cause diarykeepers to lose their anonymity; promotions that might cause a diarykeeper to surrender a diary.

Rating Distortion is sometimes confused with "hyponing." Rating Distortion involves station activities that may prompt diarykeepers to report listening that differs from their actual listening. Hyponing refers to station activities designed to prompt more actual listenership during the survey period. Rating Distortion is cited under Arbitron's Special Station Activities guidelines; hyponing is not.

Rating Distortion Violations

Rating Distortion Violations may result in a station's call letters and audience estimates being delisted from applicable Arbitron report(s) and other services. Rating Distortion that Arbitron concludes does not warrant delisting may be noted by placement of a notice inside Arbitron's reports; placement of a notice on report covers; placement of a flag in computer media; and placement of a station's call letters and

audience estimates out of alphabetical sequence, below a special distinguishing line at the bottom of each applicable page in the market report (known as "below-the-line" listing).

Rating Bias

Rating Bias is defined as: Any announcement, statement or activity that could alert, sensitize or remind diarykeepers or potential diarykeepers about past, current or future surveys in any way that might affect participation in a current or future survey. Such activities may interfere with the objectivity or conduct of the survey and may take the form of announcements or statements on air, in print, or in any other medium.

Rating Bias activities may take the form of direct survey announcements that are pre-planned, repeated, or stylized, but may also take the form of any activity - including contests or research - if, in Arbitron's opinion, the activity may sensitize listeners to the process of recording listening in diaries. Survey announcements are messages delivered by a radio station in any medium that alert listeners that a survey is, or soon will be, in progress or that emphasize the importance of participation in radio rating surveys, regardless of whether the word "Arbitron" or "diary" is used, and regardless of whether participants are urged to be "honest" or "accurate."

Sourcing of previous survey information in the form of advertising that promotes a station's success in prior surveys, as permitted by contractual agreement with Arbitron, does not constitute Rating Bias. Note, however, that references to a station's performance in prior surveys in the context of appeals for support are not protected under this guideline, and may, in fact, be violations of Arbitron's guidelines on Rating Bias.

Extemporaneous Comments/Arbitron may cite as Extemporaneous Comments any reference on the air, or in any other medium, that mentions or alludes to a past, current, or future Arbitron survey, diary (ies) or radio ratings in any way that might sensitize diarykeepers to a current or future survey, or that may affect the way diarykeepers report their listening in a current or future survey.

The circumstances surrounding a reference will generally affect Arbitron's decision on whether to cite that reference as Extemporaneous Comments. As the name implies, Extemporaneous Comments are generally one-time-only, spontaneous remarks that may have been intended as humorous. Where warranted, however, Arbitron may cite a reference as a Rating Bias and/or Rating Distortion activity, even if the reference appears to have been a one-time-only, spontaneous, or humorous remark.

Rating Bias/Extemporaneous Comments Violations

Rating Bias Violations or violations cited as Extemporaneous Comments may result in the station's call letters and audience estimates being placed at the bottom of each page below a distinguishing line ("below-the-line"); and/or the activity being noted on the cover of the Report and/or in the "Special Notices" section of the Report; and/or placement of a flag in computer media. Notice may also be made for other applicable services. In the event of repeated or serious Rating Bias Violations, as determined by Arbitron, a station's call letters and audience estimates may be delisted in applicable reports and other services.

General Information

General information with respect to Rating Distortion and Rating Bias:

a. Requests for an inquiry should be in writing, accompanied by evidence such as an air-check tape, direct-mail advertisement, or newspaper clipping. Requests will be accepted up to the day after the last day of the survey and should be addressed to: Radio Special Station Activities Committee, Arbitron Inc., 9705

Patuxent Woods Dr., Columbia, MD 21046-1572.

b. The initiation of an inquiry at any time is solely within the discretion of Arbitron.

c. Arbitron will review activities conducted at any time (not just during, or four weeks prior to, a survey) for compliance with these guidelines if, in Arbitron's judgment, the activity has the potential to undermine the credibility of the survey. The same activity could be subject to citation for two or more consecutive surveys, depending on the timing and severity of the activity.

d. Activities by stations not meeting Arbitron's Minimum Reporting Standards for a syndicated Market Report may still be subject to citation in any applicable custom report or other Arbitron service.

e. Activities noted for one station may also be noted for additional stations on which the specific programming segment was also broadcast because of simulcast, syndication, or network relationships.

f. Activities found to be in violation of these guidelines may or may not have actually affected reported listening. Such an effect would be virtually impossible to prove or disprove and Arbitron makes no attempt to do so. Activities violating these guidelines are inherently detrimental to the broadcast, advertising, and audience measurement industries. The fact that such activities occurred undermines confidence in audience estimates.

ARBITRON RESERVES THE RIGHT to use any available means to draw attention to any station activity that, in Arbitron's opinion, has the potential to undermine the credibility of the survey, even though such activity does not meet any of the specific criteria stated above. Arbitron further reserves the right to take other appropriate action depending upon the content, context, frequency, or repetition of the activity.

Industry Statements

"The American Association of Advertising Agencies (AAAA) Media Research Committee opposes any attempt in any medium to distort results of any audience measurement survey... By encouraging daily recording or reporting of radio listening activity, [stations] may be sensitizing the public and thereby contributing to rating distortion or inflation. The AAAA Media Research Committee takes violations of rules against distorting practices, as described by rating services, seriously."

"The Arbitron Radio Advisory Council (ARAC) is very concerned about the continued practice of station activities that are intended to distort ratings data...we strongly recommend that Arbitron take serious action against anyone who violates the accredited standards. Likewise, special treatment should be taken when judging stations that repeatedly break this policy after prior warning."

"The National Association of Broadcasters (NAB) is joined by the Media Rating Council (MRC) in condemning the activities engaged in by some broadcast stations that intentionally distort [or bias] legitimate audience surveys...practices specifically targeting survey respondents severely detract from the reliability and the validity of audience research. Stations that engage in these practices negatively affect the research results, which in turn influences the credibility and value of audience research in an increasingly competitive media marketplace."

"The Radio Advertising Bureau (RAB) Goals Committee condemns any practices by radio stations designed to intentionally bias or cause distortion of the listening estimates reported by the ratings companies...they harm the credibility and value of the audience research, thereby impairing the ability of advertisers to buy efficiently and intelligently to the detriment of all radio stations... [and] the rating companies have adopted stern policies against these activities."

Notations

Notations

Special Notices

The Market

Metro Definition/ The radio Metro definition of this market is Arbitron defined. It does not conform to the Metropolitan Statistical Area implemented by the U.S. Office of Management and Budget in January 1993.

Audience trend analyses may be affected by any change in the Metro definition. However, there are no changes in the Metro definition for the reporting periods covered by the Target Listener Trends section of this report.

Designated Market Area (DMA)/ The Los Angeles DMA includes Metro counties from the Los Angeles, Oxnard-Ventura and Riverside-San Bernardino Arbitron Radio Markets.

Metro Ethnic Controls/ Black and Hispanic Differential Survey Treatments (DST) used in this Metro Survey Area. All Metro counties, including HDBA and/or HDHA splits, receive the same ethnic sampling procedures.

Hispanic persons may be of any race (White; Black; Native American; Eskimo or Aleut; Asian or Pacific Islander). For purposes of Arbitron reports and publications, Hispanic persons that are Black are not included in Black universe estimates. Hispanic persons of all races are included in estimates of Hispanic universes and Hispanic audience estimates.

Language Preference/ In Hispanic DST Metros, the bilingual diary includes a three-part question to determine the individual language preference of the diarykeeper. The diary question was tested in six diverse Hispanic Metros in Summer 1996 and was found to have no significant impact on Hispanic response rates, in-tab representation by sex/age, or format ratings and shares.

Test of Revised Premium Structure/As part of Arbitron's continuing efforts to improve response rate and sample representation, Arbitron conducted a live test of a revised premium structure in sixteen markets during Phase 1 of the Spring 2002 Survey. The test involved only Differential Survey Treatment (DST) households (Black, Hispanic, and young male 18-24 and 25-34 households, depending on market) and used a promised incentive. The test households received a one dollar per person diary premium instead of the regular larger diary premium and were offered a \$10 premium for each diary returned from the household. Further, half of the test households received a followup postcard with no premium, while the other half received a one dollar per household followup premium.

This test was based on the results of an offline test conducted during Summer 2001 in which DST households were given slightly reduced diary premiums with the promise of a \$10 premium for each returned diary. The test showed statistically

significant return rate increases of ten to thirteen percentage points among the different test groups. Based on this very positive outcome, the Spring live test was conducted with the consent of the Media Rating Council.

While there were no statistically significant differences in listening levels (at the 95% confidence level), users should be aware that the differences approached statistical significance (test group higher than control). It should be noted that these directional increases were evident among select DST audiences, but no clear patterns emerged.

It should also be noted that the Spring 2002 live test was a "split half" design. The promised incentive treatment was given to half of the DST sample in Phase 1, or approximately one sixth of the DST sample in the entire survey period.

This notice does not imply that this market was one of the test markets.

Subscribers are welcome to contact their Arbitron representative for further details of the Summer 2001 offline test.

Additional Premiums/ Effective Spring 2001, unlisted mailable households within this Metro are sent a premium along with a preplacement letter. In addition, follow-up premiums have been increased for all households in this Metro.

Young Male Differential Survey Treatment (DST)/ In this market, Metro consenting Black households with an 18-34 year old Male receive higher diary premiums, additional follow-up calls and per person follow-up premiums.

Metro consenting non-Black households with an 18-24 year old Male receive higher diary premiums, additional follow-up calls and household follow-up premiums.

Additionally, Metro consenting non-Black households with a 25-34 year old Male receive additional follow-up calls and household follow-up premiums.

The Sample

Partial Metro Ethnic Controls/ The table below contains the ethnic population and in-tab for that portion of the Metro for which ethnic controls apply, as well as the ethnic population and in-tab for the total Metro. Note: Estimates in the Ethnic Composition section of the report are based on the total Metro ethnic in-tab.

	Black Persons 12+
Population:	
Total	7,806,100
Ethnic	770,800
Percent	9.9

In-Tab:	
Total	5,608
Ethnic	630
Percent	11.2

Excluded
Counties: Orange, CA

Total Metro
(Controlled and Noncontrolled):

Ethnic Population:	814,400
Ethnic In-Tab:	666

High Density Area/ Effective with the Fall 2001 survey, a High Density Black Area (HDBA) was established/eliminated as a separate sampling unit for the following county (ies):

Please refer to Page 3 for HDBA Black (Ethnic) and Total population estimates and in-tab totals.

Survey Period	HDBA Established	HDBA Eliminated
Fall 2001	Los Angeles Southeast, CA	(none)

High Density Area/ Effective with the Winter 2002 survey, a High Density Black Area (HDBA) was established/eliminated as a separate sampling unit for the following county (ies):

Please refer to Page 3 for HDBA Black (Ethnic) and Total population estimates and in-tab totals.

Survey Period	HDBA Established	HDBA Eliminated
Winter 2002	(none)	Los Angeles Southeast, CA

The Stations

Current Stations, Call Letter Changes and Trend Data/

Current Call Letters	Former Call Letters	Prior Trend Data	On-Air Date/Date of Change
KHHT-FM	KCMG-FM	SP01	08/09/01
KRLH-AM	KSZZ-AM		12/28/01

Stations are identified in this report under their current call letters; and the audience estimates reflect listening recorded for the current and, if applicable, the former call letters. The Trends section displays trend data pertaining to both the former and the current call letters. Survey dates will be listed in the "Prior Trend Data" column whenever trend information exists for a station that has changed call letters. The date of the call letter change will also be included in order to identify which call letters were in use during a particular survey.

No adjustments are made to the reported estimates for a station that does not broadcast for the entire survey period. Since the time a station is off the air is counted as zero listening in the 12-week average, the reported estimates for a station that is on the air less than the entire survey period could understate the audience for the time the station is on the air.

Simulcasting

Listed below are the dayparts simulcast throughout the survey by the respective simulcast partners. Only the broadcast simulcast daypart(s) is (are) indicated for each simulcast combination.

Users of this report may add the published Average Quarter-Hour persons, ratings and shares in order to obtain the respective combined audience for simulcast partners. Cume estimates are not additive.

Simulcast Stations	Mon-Sun 6A-Mid	Mon-Fri 6A-10A	Mon-Fri 10A-3P	Mon-Fri 3P-7P	Mon-Fri 7P-Mid	Wkd 6A-Mid	Wkd 10A-7P	Sat 6A-10A	Sat 10A-3P	Sat 3P-7P	Sat 7P-Mid	Sun 6A-10A	Sun 10A-3P	Sun 3P-7P	Sun 7P-Mid
KBLA-FM/ KBUE-FM	X	X	X	X	X	X	X	X	X	X	X	X	X	X	X
KIIS-FM/ KWVS-FM	X	X	X	X	X	X	X	X	X	X	X	X	X	X	X
KRCD-FM/ KRCV-FM	X	X	X	X	X	X	X	X	X	X	X	X	X	X	X
KRLA-AM/ KRLH-AM		X			X	X	X	X	X	X	X	X	X	X	X
KSSC-FM/ KSSE-FM	X	X	X	X	X	X	X	X	X	X	X	X	X	X	X

Target Listener Trends

	Persons 12+																			
	Monday-Sunday 6AM-MID				Monday-Friday 6AM-10AM				Monday-Friday 10AM-3PM				Monday-Friday 3PM-7PM				Monday-Friday 7PM-MID			
	AQH (00)	Cume (00)	AQH Rtg	AQH Shr	AQH (00)	Cume (00)	AQH Rtg	AQH Shr	AQH (00)	Cume (00)	AQH Rtg	AQH Shr	AQH (00)	Cume (00)	AQH Rtg	AQH Shr	AQH (00)	Cume (00)	AQH Rtg	AQH Shr
KKLA-FM																				
SP '02	80	1918	.1	.5	150	1264	.1	.6	90	716	.1	.4	127	958	.1	.6	42	360	.5	
WI '02	105	1894	.1	.7	186	1066	.2	.8	137	848	.1	.6	142	801	.1	.7	50	443	.6	
FA '01	89	2101	.1	.5	142	1179	.1	.6	128	1051	.1	.6	151	1152	.1	.8	31	367	.4	
SU '01	86	1635	.1	.5	140	941	.1	.6	140	780	.1	.6	106	701	.1	.5	39	391	.5	
4-Book	90	1887	.1	.6	155	1113	.1	.7	124	849	.1	.6	132	903	.1	.7	41	390	.5	
SP '01	97	2009	.1	.6	173	1259	.2	.7	119	851	.1	.5	150	1119	.1	.7	44	469	.5	
KLAC-AM																				
SP '02	173	5280	.2	1.1	152	1236	.1	.6	267	1804	.3	1.2	234	2442	.2	1.2	126	1893	.1	1.5
WI '02	134	3407	.1	.8	155	1180	.2	.7	283	1710	.3	1.3	154	1520	.2	.8	71	897	.1	.9
FA '01	103	3201	.1	.6	151	1297	.1	.6	178	1646	.2	.8	123	1350	.1	.6	58	839	.1	.7
SU '01	171	4077	.2	1.0	286	1714	.3	1.2	320	1904	.3	1.4	190	1632	.2	1.0	45	715	.5	.5
4-Book	145	3991	.2	.9	186	1357	.2	.8	262	1766	.3	1.2	175	1736	.2	.9	75	1086	.1	.9
SP '01	274	6313	.3	1.6	326	1976	.3	1.3	449	2581	.4	1.9	318	2943	.3	1.5	191	2116	.2	2.2
KLAX-FM																				
SP '02	442	6739	.4	2.7	528	2868	.5	2.2	636	3469	.6	2.9	509	3531	.5	2.6	204	1697	.2	2.5
WI '02	402	6880	.4	2.5	431	2875	.4	1.8	567	3643	.6	2.6	501	3571	.5	2.5	179	1678	.2	2.3
FA '01	355	6036	.3	2.2	401	2577	.4	1.6	544	3383	.5	2.5	375	2857	.4	1.9	166	1732	.2	2.1
SU '01	419	7407	.4	2.5	525	3494	.5	2.2	606	4036	.6	2.6	480	3756	.5	2.4	199	2002	.2	2.3
4-Book	405	6766	.4	2.5	471	2954	.5	2.0	588	3633	.6	2.7	466	3429	.5	2.4	187	1777	.2	2.3
SP '01	501	7425	.5	3.0	609	3708	.6	2.5	729	4326	.7	3.1	576	4128	.5	2.8	266	2099	.3	3.1
KLOS-FM																				
SP '02	339	8144	.3	2.1	584	3300	.6	2.4	409	3545	.4	1.9	463	4376	.5	2.3	163	2181	.2	2.0
WI '02	310	7623	.3	1.9	569	3352	.6	2.4	369	3036	.4	1.7	427	3779	.4	2.1	150	1820	.1	1.9
FA '01	419	8696	.4	2.6	726	3967	.7	3.0	541	3999	.5	2.5	561	4729	.5	2.8	160	2404	.2	2.0
SU '01	376	7940	.4	2.3	638	3639	.6	2.7	534	3495	.5	2.3	472	3910	.4	2.4	140	2200	.1	1.6
4-Book	361	8101	.4	2.2	629	3565	.6	2.6	463	3519	.5	2.1	481	4199	.5	2.4	153	2151	.2	1.9
SP '01	434	8369	.4	2.6	756	3994	.7	3.1	546	3557	.5	2.3	560	4589	.5	2.7	168	1941	.2	2.0
KLTX-AM																				
SP '02	362	5855	.4	2.2	947	3362	.9	3.9	513	2747	.5	2.3	473	2660	.5	2.4	62	868	.1	.8
WI '02	393	6561	.4	2.5	919	3847	.9	3.9	510	2949	.5	2.3	604	3328	.6	3.0	109	1220	.1	1.4
FA '01	411	6452	.4	2.5	1137	4112	1.1	4.7	535	3074	.5	2.4	504	3095	.5	2.5	74	1187	.1	.9
SU '01	411	6834	.4	2.5	1073	4267	1.0	4.6	552	3168	.5	2.3	507	3101	.5	2.6	89	1138	.1	1.0
4-Book	394	6426	.4	2.4	1019	3897	1.0	4.3	528	2985	.5	2.3	522	3046	.5	2.6	84	1103	.1	1.0
SP '01	429	6706	.4	2.5	1137	4160	1.1	4.6	535	2861	.5	2.3	563	3030	.5	2.7	77	1112	.1	.9
KLVE-FM																				
SP '02	144	1014	.1	.9	218	697	.2	.9	196	623	.2	.9	138	527	.1	.7	59	376	.1	.7
WI '02	176	1015	.2	1.1	270	747	.3	1.2	237	627	.2	1.1	202	558	.2	1.0	89	400	.1	1.2
FA '01	148	1000	.1	.9	191	692	.2	.8	270	701	.3	1.2	175	708	.2	.9	45	408	.6	.6
SU '01	88	773	.1	.5	132	499	.1	.6	99	529	.1	.4	81	432	.1	.4	48	300	.6	.6
4-Book	139	951	.1	.9	203	659	.2	.9	201	620	.2	.9	149	556	.2	.8	60	371	.1	.8
SP '01	88	826	.1	.5	123	566	.1	.5	135	507	.1	.6	82	483	.1	.4	60	431	.1	.7
KLVE-FM																				
SP '02	595	9789	.6	3.6	956	4811	.9	3.9	864	4741	.8	3.9	605	4493	.6	3.1	283	2727	.3	3.5
WI '02	557	9179	.5	3.5	913	4760	.9	3.9	781	4555	.8	3.6	526	3897	.5	2.6	241	2510	.2	3.1
FA '01	592	10178	.6	3.6	921	5124	.9	3.8	777	5049	.8	3.5	573	4459	.6	2.9	323	2933	.3	4.1
SU '01	613	9693	.6	3.7	858	4615	.8	3.7	931	5304	.9	3.9	586	4151	.6	3.0	301	2945	.3	3.5
4-Book	589	9710	.6	3.6	912	4828	.9	3.8	838	4912	.8	3.7	573	4250	.6	2.9	287	2779	.3	3.6
SP '01	734	10848	.7	4.3	1031	5289	1.0	4.2	1039	5776	1.0	4.5	843	5295	.8	4.1	345	3452	.3	4.0
KLVE-FM																				
SP '02	150	3981	.1	.9	190	1685	.2	.8	174	1842	.2	.8	196	1994	.2	1.0	83	1193	.1	1.0
WI '02	198	4398	.2	1.2	222	1746	.2	.9	307	2209	.3	1.4	250	2163	.2	1.3	92	1362	.1	1.2
FA '01	159	3594	.2	1.0	214	1597	.2	.9	196	1745	.2	.9	185	1771	.2	.9	93	1108	.1	1.2
SU '01	171	4388	.2	1.0	173	1575	.2	.7	247	2316	.2	1.0	219	2272	.2	1.1	79	1353	.1	.9
4-Book	170	4090	.2	1.0	200	1651	.2	.8	231	2028	.2	1.0	213	2050	.2	1.1	87	1254	.1	1.1
SP '01	198	4605	.2	1.2	230	1992	.2	.9	277	2158	.3	1.2	275	2243	.3	1.3	79	1204	.1	.9

** Station(s) not reported this survey.

* Listener estimates adjusted for reported broadcast schedule.

+ Station(s) changed call letters - see Page 13.

4-Book: Avg. of current and previous 3 surveys.
2-Book: Avg. of most recent 2 surveys.

Target Listener Trends

Persons 12+																				
Monday-Sunday 6AM-MID				Monday-Friday 6AM-10AM				Monday-Friday 10AM-3PM				Monday-Friday 3PM-7PM				Monday-Friday 7PM-MID				
AQH (00)	Cume (00)	AQH Rtg	AQH Shr	AQH (00)	Cume (00)	AQH Rtg	AQH Shr	AQH (00)	Cume (00)	AQH Rtg	AQH Shr	AQH (00)	Cume (00)	AQH Rtg	AQH Shr	AQH (00)	Cume (00)	AQH Rtg	AQH Shr	
KZLA-FM																				
SP '02	383	6931	.4	2.3	561	3778	.6	2.3	579	3845	.6	2.6	495	4144	.5	2.5	132	1714	.1	1.6
WI '02	307	5774	.3	1.9	437	3137	.4	1.9	388	2994	.4	1.8	426	3691	.4	2.1	113	1620	.1	1.5
FA '01	364	6581	.4	2.2	462	3213	.4	1.9	531	3543	.5	2.4	532	4173	.5	2.7	135	2224	.1	1.7
SU '01	373	6848	.4	2.2	498	3457	.5	2.1	525	3729	.5	2.2	468	3898	.4	2.4	158	1808	.2	1.8
4-Book	357	6534	.4	2.2	490	3396	.5	2.1	506	3528	.5	2.3	480	3977	.5	2.4	135	1842	.1	1.7
SP '01	392	6641	.4	2.3	477	3494	.5	1.9	574	3642	.5	2.5	504	3969	.5	2.5	174	2050	.2	2.0
KGGI-FM																				
SP '02	64	2395	.1	.4	54	786	.1	.2	69	896	.1	.3	91	1230	.1	.5	49	821	.1	.6
WI '02	68	2542	.1	.4	70	863	.1	.3	67	901	.1	.3	83	1189	.1	.4	65	791	.1	.8
FA '01	**	**	**	**	**	**	**	**	**	**	**	**	**	**	**	**	**	**	**	**
SU '01	61	2807	.1	.4	46	714	.1	.2	80	1293	.1	.3	79	1227	.1	.4	41	647	.1	.5
4-Book	**	**	**	**	**	**	**	**	**	**	**	**	**	**	**	**	**	**	**	**
SP '01	**	**	**	**	**	**	**	**	**	**	**	**	**	**	**	**	**	**	**	**
XTRA-AM																				
SP '02	67	1795	.1	.4	73	516	.1	.3	143	839	.1	.6	125	1008	.1	.6	13	322	.1	.2
WI '02	72	2044	.1	.5	67	805	.1	.3	134	912	.1	.6	149	1250	.1	.8	9	258	.1	.1
FA '01	70	2295	.1	.4	91	717	.1	.4	116	1050	.1	.5	108	1154	.1	.5	22	265	.1	.3
SU '01	87	2385	.1	.5	105	871	.1	.4	160	1027	.2	.7	145	1454	.1	.7	21	305	.2	.2
4-Book	74	2130	.1	.5	84	727	.1	.4	138	957	.1	.6	132	1217	.1	.7	16	288	.1	.2
SP '01	85	2750	.1	.5	85	1002	.1	.3	120	1039	.1	.5	174	1397	.2	.8	27	497	.1	.3
TOTALS																				
SP '02	16346	96598	16.0		24227	82604	23.8		22103	74967	21.7		19724	80777	19.3		8193	53402	8.0	
WI '02	15999	96666	15.7		23435	82839	23.0		21713	73585	21.3		19862	80318	19.5		7713	52338	7.6	
FA '01	16278	98013	15.8		24387	83872	23.7		22070	75992	21.4		19812	80752	19.2		7888	53786	7.7	
SU '01	16592	99043	15.8		23448	82672	22.4		23598	79552	22.5		19657	81812	18.7		8552	55528	8.2	
4-Book	16304	97580	15.8		23874	82997	23.2		22371	76024	21.7		19764	80915	19.2		8087	53764	7.9	
SP '01	16900	100115	16.1		24577	85412	23.4		23303	76406	22.2		20564	82905	19.6		8524	55057	8.1	

** Station(s) not reported this survey.

* Listener estimates adjusted for reported broadcast schedule.

+ Station(s) changed call letters - see Page 13.

4-Book: Avg. of current and previous 3 surveys.
2-Book: Avg. of most recent 2 surveys.

Target Listener Estimates

	Persons 12+																			
	Monday-Friday 6AM-7PM				Weekend 6AM-MID				Saturday 6AM-10AM				Saturday 10AM-3PM				Saturday 3PM-7PM			
	AQH (00)	Cume (00)	AQH Rtg	AQH Shr	AQH (00)	Cume (00)	AQH Rtg	AQH Shr	AQH (00)	Cume (00)	AQH Rtg	AQH Shr	AQH (00)	Cume (00)	AQH Rtg	AQH Shr	AQH (00)	Cume (00)	AQH Rtg	AQH Shr
KABC-AM																				
SP '02	447	4757	.4	2.0	200	2416	.2	1.7	300	817	.3	2.1	274	971	.3	1.4	193	669	.2	1.4
4-Book	501	5100	.5	2.3	209	2525	.2	1.8	284	837	.3	2.0	325	1039	.3	1.7	188	666	.2	1.4
KBIG-FM																				
SP '02	661	7874	.6	3.0	274	4287	.3	2.3	249	839	.2	1.8	555	1854	.5	2.9	336	1160	.3	2.5
4-Book	621	7273	.6	2.8	249	4099	.3	2.2	224	779	.2	1.6	466	1654	.5	2.5	314	1139	.3	2.3
KBLA-AM																				
SP '02	205	1507	.2	.9	74	701	.1	.6	77	173	.1	.5	124	247	.1	.6	71	215	.1	.5
4-Book	251	1750	.3	1.1	82	810	.1	.7	76	187	.1	.5	135	306	.1	.7	133	306	.2	1.0
KBUA-FM																				
SP '02	94	805	.1	.4	45	428	.1	.4	78	218	.1	.6	82	212	.1	.4	66	168	.1	.5
4-Book	80	711	.1	.4	49	437	.1	.4	75	191	.1	.6	93	233	.1	.5	42	115	.1	.3
KBUE-FM																				
SP '02	495	4182	.5	2.2	283	2601	.3	2.4	346	830	.3	2.4	432	1079	.4	2.3	308	827	.3	2.3
4-Book	461	4321	.5	2.1	291	2807	.3	2.5	387	886	.4	2.8	495	1254	.5	2.6	343	923	.3	2.6
KCBS-FM																				
SP '02	557	8278	.5	2.5	274	4464	.3	2.3	250	1136	.2	1.8	488	1848	.5	2.6	469	1551	.5	3.5
4-Book	498	7331	.5	2.3	244	4191	.2	2.1	217	893	.2	1.6	458	1716	.5	2.4	344	1265	.4	2.6
KDIS-AM																				
SP '02	81	2215	.1	.4	59	1245	.1	.5	59	243	.1	.4	96	468	.1	.5	89	297	.1	.7
4-Book	**	**	**	**	**	**	**	**	**	**	**	**	**	**	**	**	**	**	**	**
KFI -AM																				
SP '02	922	7998	.9	4.2	317	3823	.3	2.7	791	1901	.8	5.6	447	1407	.4	2.3	166	565	.2	1.2
4-Book	962	8465	.9	4.4	320	3883	.3	2.8	751	1930	.8	5.4	466	1486	.4	2.4	210	641	.2	1.6
KFSH-FM																				
SP '02	121	1848	.1	.5	80	1337	.1	.7	103	385	.1	.7	111	576	.1	.6	119	478	.1	.9
4-Book	133	1819	.1	.6	81	1323	.1	.7	72	316	.1	.5	124	528	.1	.7	98	406	.1	.7
KFWB-AM																				
SP '02	410	7005	.4	1.9	208	4057	.2	1.8	440	1634	.4	3.1	221	1203	.2	1.2	162	930	.2	1.2
4-Book	427	7485	.4	2.0	193	3810	.2	1.7	374	1432	.4	2.7	241	1179	.2	1.3	175	778	.2	1.3
+KHHT-FM																				
SP '02	529	6734	.5	2.4	307	4261	.3	2.6	237	838	.2	1.7	452	1579	.4	2.4	432	1349	.4	3.2
4-Book	568	6830	.6	2.6	366	4474	.4	3.2	337	1089	.3	2.5	538	1718	.5	2.8	446	1379	.4	3.3
KHJ -AM																				
SP '02	201	1881	.2	.9	88	797	.1	.8	87	234	.1	.6	169	371	.2	.9	120	257	.1	.9
4-Book	186	1776	.2	.9	115	1044	.1	1.0	175	443	.2	1.3	196	450	.2	1.0	144	316	.2	1.1
KIIS-FM																				
SP '02	734	14057	.7	3.3	527	9081	.5	4.5	454	1824	.4	3.2	819	3714	.8	4.3	664	2396	.7	4.9
4-Book	829	14426	.8	3.8	526	9033	.5	4.5	480	1995	.5	3.5	830	3537	.8	4.4	630	2334	.6	4.7
KVVS-FM																				
SP '02	59	802	.1	.3	30	440	.1	.3	27	95	.1	.2	44	203	.1	.2	47	145	.1	.3
4-Book	31	494	.1	.2	21	306	.1	.2	17	73	.1	.2	37	120	.1	.2	32	87	.1	.2
KJLH-FM																				
SP '02	262	2866	.3	1.2	264	2683	.3	2.3	193	542	.2	1.4	258	713	.3	1.4	233	650	.2	1.7
4-Book	251	2929	.3	1.2	266	2609	.3	2.3	176	543	.2	1.3	284	807	.3	1.5	229	613	.2	1.7
KKBT-FM																				
SP '02	788	10359	.8	3.6	376	6202	.4	3.2	464	1521	.5	3.3	649	2565	.6	3.4	452	1671	.4	3.3
4-Book	818	10230	.8	3.7	408	6114	.4	3.5	428	1337	.4	3.1	694	2459	.7	3.7	537	1769	.5	4.0
KKLA-FM																				
SP '02	120	1755	.1	.5	34	644	.1	.5	30	139	.1	.2	19	88	.1	.3	28	112	.1	.2
4-Book	136	1694	.1	.6	42	671	.1	.6	40	164	.1	.3	54	173	.1	.3	43	138	.1	.3

Target Listener Estimates - Persons 12+

** Station(s) not reported this survey.

* Listener estimates adjusted for reported broadcast schedule.

+ Station(s) changed call letters - see Page 13.

4-Book: Avg. of current and previous 3 surveys.
2-Book: Avg. of most recent 2 surveys.

Target Listener Estimates

Persons 12+																				
Monday-Friday 6AM-7PM				Weekend 6AM-MID				Saturday 6AM-10AM				Saturday 10AM-3PM				Saturday 3PM-7PM				
AQH (00)	Cume (00)	AQH Rtg	AQH Shr	AQH (00)	Cume (00)	AQH Rtg	AQH Shr	AQH (00)	Cume (00)	AQH Rtg	AQH Shr	AQH (00)	Cume (00)	AQH Rtg	AQH Shr	AQH (00)	Cume (00)	AQH Rtg	AQH Shr	
KLAC-AM SP '02 4-Book	221 212	3807 3170	.2 .2	1.0 1.0	120 74	2298 1362	.1 .1	1.0 .7	18 52	102 172	.1 .4	139 109	494 381	.1 .1	.7 .6	120 73	370 262	.1 .1	.9 .6	
KLAX-FM SP '02 4-Book	564 515	5594 5617	.6 .5	2.6 2.3	386 357	3760 3752	.4 .4	3.3 3.1	413 406	1033 1082	.4 .4	2.9 2.9	636 591	1481 1524	.6 .6	3.3 3.1	418 422	1032 1087	.4 .4	3.1 3.1
KLOS-FM SP '02 4-Book	479 520	6881 6765	.5 .5	2.2 2.4	206 219	3672 3590	.2 .2	1.8 1.9	204 224	799 807	.2 .2	1.4 1.6	365 406	1385 1410	.4 .4	1.9 2.2	284 311	917 1110	.3 .3	2.1 2.3
KLSX-FM SP '02 4-Book	634 677	5013 5666	.6 .7	2.9 3.1	78 99	1582 1729	.1 .1	.7 .9	66 112	293 365	.1 .1	.5 .8	72 116	312 435	.1 .1	.4 .6	89 112	344 397	.1 .1	.7 .8
KLTX-AM SP '02 4-Book	185 185	918 863	.2 .2	.8 .9	127 109	738 685	.1 .1	1.1 .9	221 181	430 383	.2 .2	1.6 1.3	219 164	452 363	.2 .2	1.1 .9	118 105	221 236	.1 .1	.9 .8
KLVE-FM SP '02 4-Book	812 779	8055 7992	.8 .8	3.7 3.5	418 456	4905 5094	.4 .5	3.6 3.9	635 628	1669 1644	.6 .6	4.5 4.5	761 717	1965 1819	.7 .7	4.0 3.8	334 415	967 1169	.3 .4	2.5 3.1
KLYY-FM SP '02 4-Book	185 216	3267 3374	.2 .2	.8 1.0	134 144	1998 2049	.1 .1	1.1 1.2	119 119	401 408	.1 .1	.8 .9	193 246	722 825	.2 .3	1.0 1.3	159 191	572 634	.2 .2	1.2 1.4
KMXN-FM SP '02 4-Book	92 **	1121 **	.1 **	.4 **	37 **	671 **	.3 **	.3 **	31 **	140 **	.2 **	.2 **	72 **	239 **	.1 **	.4 **	33 **	156 **	.2 **	.2 **
KMZT-FM SP '02 4-Book	339 366	3894 4347	.3 .3	1.5 1.7	197 237	2467 2986	.2 .3	1.7 2.1	148 203	495 738	.1 .2	1.0 1.5	315 352	883 1123	.3 .3	1.6 1.8	253 291	828 938	.2 .3	1.9 2.2
KNX -AM SP '02 4-Book	521 527	8070 8181	.5 .5	2.4 2.4	245 248	4257 4415	.2 .2	2.1 2.1	530 449	1820 1692	.5 .4	3.7 3.2	356 311	1428 1369	.3 .3	1.9 1.6	196 207	881 841	.2 .2	1.4 1.5
KOST-FM SP '02 4-Book	836 854	9026 9502	.8 .8	3.8 3.9	451 429	5794 5754	.4 .4	3.8 3.7	570 484	1679 1527	.6 .5	4.0 3.5	770 702	2346 2188	.8 .7	4.0 3.7	457 498	1544 1552	.4 .5	3.4 3.7
KPLS-AM SP '02 4-Book	83 **	946 **	.1 **	.4 **	19 **	310 **	.2 **	.2 **	15 **	72 **	.1 **	.1 **	20 **	41 **	.1 **	.1 **	20 **	29 **	.1 **	.1 **
KPWR-FM SP '02 4-Book	991 929	13397 13587	1.0 .9	4.5 4.2	642 611	9336 8872	.6 .6	5.5 5.3	590 546	2086 1960	.6 .5	4.2 4.0	1093 1004	4305 3759	1.1 1.0	5.7 5.3	845 869	3139 2932	.8 .8	6.2 6.4
KRCD-FM SP '02 4-Book	232 148	2014 1433	.2 .1	1.1 .7	121 75	1124 839	.1 .1	1.0 .6	124 76	381 236	.1 .1	.9 .6	183 145	537 399	.2 .1	1.0 .8	145 96	434 275	.1 .1	1.1 .7
KRCV-FM SP '02 4-Book	161 149	1393 1408	.2 .2	.7 .7	93 77	933 817	.1 .1	.8 .7	127 98	323 255	.1 .1	.9 .7	151 128	384 353	.1 .1	.8 .7	127 95	321 247	.1 .1	.9 .7
KRLA-AM SP '02 4-Book	130 193	1843 2235	.1 .2	.6 .9	46 35	627 628	.4 .3	.4 .3	24 40	87 159	.2 .3	.2 .3	67 47	203 152	.1 .1	.4 .3	76 56	216 178	.1 .1	.6 .4
+KRLH-AM SP '02 4-Book	1 **	34 **	.1 **	.1 **	.1 **	18 **	.1 **	.1 **	.1 **	.1 **	.1 **	.1 **	.1 **	.1 **	.1 **	.1 **	.1 **	.1 **	.1 **	.1 **

** Station(s) not reported this survey. * Listener estimates adjusted for reported broadcast schedule. + Station(s) changed call letters - see Page 13. 4-Book: Avg. of current and previous 3 surveys. 2-Book: Avg. of most recent 2 surveys.

Target Listener Estimates

		Persons 12+																				
		Monday-Friday 6AM-7PM				Weekend 6AM-MID				Saturday 6AM-10AM				Saturday 10AM-3PM				Saturday 3PM-7PM				
		AQH (00)	Cume (00)	AQH Rtg	AQH Shr	AQH (00)	Cume (00)	AQH Rtg	AQH Shr	AQH (00)	Cume (00)	AQH Rtg	AQH Shr	AQH (00)	Cume (00)	AQH Rtg	AQH Shr	AQH (00)	Cume (00)	AQH Rtg	AQH Shr	
KROQ-FM	SP '02	873	12778	.9	4.0	528	7952	.5	4.5	414	1804	.4	2.9	866	3322	.8	4.5	757	2681	.7	5.6	
	4-Book	977	12752	1.0	4.5	583	8236	.6	5.0	482	1861	.5	3.5	980	3606	.9	5.2	792	2797	.8	5.9	
KRTH-FM	SP '02	666	9584	.7	3.0	388	5810	.4	3.3	405	1479	.4	2.9	719	2482	.7	3.8	458	1400	.4	3.4	
	4-Book	708	9601	.7	3.2	378	5941	.4	3.3	378	1477	.4	2.8	732	2460	.7	3.9	455	1592	.4	3.4	
KSCA-FM	SP '02	1108	7197	1.1	5.0	513	4274	.5	4.4	1531	2686	1.5	10.8	833	2222	.8	4.4	405	1013	.4	3.0	
	4-Book	1016	6917	1.0	4.6	441	4261	.4	3.8	1432	2593	1.4	10.3	686	1993	.7	3.6	317	871	.3	2.4	
KSPN-AM	SP '02	81	1033	.1	.4	23	589	.2	.2	20	125	.1	.1	51	225	.1	.3	20	96	.1	.1	
	4-Book	**	**	**	**	**	**	**	**	**	**	**	**	**	**	**	**	**	**	**	**	**
KSSC-FM	SP '02	37	702	.2	.2	27	629	.2	.2	31	117	.2	.2	52	273	.1	.3	32	133	.1	.2	
	4-Book	41	745	.2	.2	30	523	.3	.3	22	84	.2	.2	53	203	.1	.3	48	137	.1	.3	
KSSE-FM	SP '02	270	3235	.3	1.2	138	1904	.1	1.2	161	484	.2	1.1	268	779	.3	1.4	156	597	.2	1.2	
	4-Book	268	3451	.3	1.2	140	1978	.1	1.2	163	477	.2	1.2	257	826	.3	1.4	161	546	.2	1.2	
KTNQ-AM	SP '02	110	1074	.1	.5	68	755	.1	.6	158	271	.2	1.1	80	181	.1	.4	54	135	.1	.4	
	4-Book	116	1179	.1	.5	67	770	.1	.6	118	258	.2	.8	116	251	.1	.6	51	124	.1	.4	
KTWV-FM	SP '02	781	6793	.8	3.5	371	4516	.4	3.2	359	1152	.4	2.5	659	1948	.6	3.5	474	1436	.5	3.5	
	4-Book	791	7055	.8	3.6	394	4637	.4	3.4	383	1275	.4	2.8	759	2060	.7	4.0	484	1474	.5	3.6	
KWIZ-FM	SP '02	226	2087	.2	1.0	149	1440	.1	1.3	141	420	.1	1.0	285	642	.3	1.5	193	433	.2	1.4	
	4-Book	167	1552	.2	.8	107	1087	.1	.9	112	298	.1	.8	177	441	.2	.9	133	334	.1	1.0	
KWKW-AM	SP '02	118	978	.1	.5	47	588	.4	.4	108	194	.1	.8	47	200	.2	.2	36	78	.1	.3	
	4-Book	132	955	.1	.6	47	507	.4	.4	95	190	.1	.7	71	204	.1	.4	41	114	.1	.3	
KWVE-FM	SP '02	123	1922	.1	.6	55	1064	.1	.5	77	324	.1	.5	70	286	.1	.4	74	238	.1	.5	
	4-Book	108	1603	.1	.5	61	891	.1	.5	51	202	.1	.4	72	253	.1	.4	67	195	.1	.5	
KXOL-FM	SP '02	536	4881	.5	2.4	312	3105	.3	2.7	382	905	.4	2.7	641	1580	.6	3.4	321	974	.3	2.4	
	4-Book	502	4645	.5	2.3	299	2976	.3	2.6	361	914	.4	2.6	559	1373	.5	2.9	302	852	.3	2.3	
KXTA-AM	SP '02	163	2097	.2	.7	63	1150	.1	.5	52	244	.1	.4	63	289	.1	.3	81	267	.1	.6	
	4-Book	131	1753	.1	.6	57	960	.1	.5	36	158	.1	.3	96	326	.1	.5	82	278	.1	.6	
KYSR-FM	SP '02	530	8661	.5	2.4	236	4933	.2	2.0	190	994	.2	1.3	453	1838	.4	2.4	345	1413	.3	2.5	
	4-Book	584	8958	.6	2.7	242	4990	.2	2.1	203	939	.2	1.5	441	1958	.4	2.3	358	1510	.4	2.7	
KZLA-FM	SP '02	548	6076	.5	2.5	260	3702	.3	2.2	193	963	.2	1.4	459	1669	.5	2.4	346	1311	.3	2.6	
	4-Book	493	5667	.5	2.2	266	3720	.3	2.3	287	1156	.3	2.1	498	1751	.5	2.6	302	1168	.3	2.3	
KGGI-FM	SP '02	71	1890	.1	.3	63	1161	.1	.5	34	222	.2	.2	82	478	.1	.4	106	353	.1	.8	
	4-Book	**	**	**	**	**	**	**	**	**	**	**	**	**	**	**	**	**	**	**	**	**
XTRA-AM	SP '02	116	1470	.1	.5	18	533	.2	.2	38	127	.1	.3	22	129	.1	.1	23	123	.1	.2	
	4-Book	120	1728	.1	.5	32	708	.3	.3	67	244	.1	.5	44	191	.2	.2	25	106	.1	.2	
TOTALS	SP '02	22025	94751	21.6		11717	78351	11.5		14148	36662	13.9		19098	48004	18.7		13563	35831	13.3		
	4-Book	22031	95768	21.4		11636	78682	11.3		13881	36557	13.5		19054	47901	18.5		13548	35875	13.2		

** Station(s) not reported this survey.

* Listener estimates adjusted for reported broadcast schedule.

+ Station(s) changed call letters - see Page 13.

4-Book: Avg. of current and previous 3 surveys.
2-Book: Avg. of most recent 2 surveys.

Target Listener Estimates - Persons 12+

Target Listener Estimates

Persons 12+																				
Saturday 7PM-MID				Sunday 6AM-10AM				Sunday 10AM-3PM				Sunday 3PM-7PM				Sunday 7PM-MID				
AQH (00)	Cume (00)	AQH Rtg	AQH Shr	AQH (00)	Cume (00)	AQH Rtg	AQH Shr	AQH (00)	Cume (00)	AQH Rtg	AQH Shr	AQH (00)	Cume (00)	AQH Rtg	AQH Shr	AQH (00)	Cume (00)	AQH Rtg	AQH Shr	
KABC-AM																				
SP '02	149	410	.1	1.9	234	653	.2	2.6	197	664	.2	1.5	142	538	.1	1.3	123	364	.1	2.1
4-Book	128	418	.1	1.7	287	776	.3	3.2	231	769	.2	1.7	154	560	.2	1.5	92	336	.1	1.6
KBIG-FM																				
SP '02	224	836	.2	2.9	183	689	.2	2.0	371	1294	.4	2.7	168	745	.2	1.6	73	437	.1	1.2
4-Book	271	945	.3	3.6	146	616	.2	1.6	274	1122	.3	2.0	180	726	.2	1.7	93	475	.1	1.6
KBLA-AM																				
SP '02	46	159	.6		47	95	.5		74	158	.1	.5	114	205	.1	1.1	38	114		.6
4-Book	41	138	.6		50	135	.6		85	217	.1	.6	106	210	.1	1.0	37	92		.6
KBUA-FM																				
SP '02	23	83	.3		21	64	.2		77	144	.1	.6	11	37	.1		2	12		
4-Book	18	77	.2		39	97	.4		79	176	.1	.6	35	95	.3		11	56		.2
KBUE-FM																				
SP '02	175	523	.2	2.2	218	606	.2	2.4	326	886	.3	2.4	315	830	.3	2.9	154	453	.2	2.6
4-Book	174	563	.2	2.3	218	538	.2	2.4	343	968	.4	2.5	249	683	.2	2.4	126	430	.1	2.1
KCBS-FM																				
SP '02	132	522	.1	1.7	105	550	.1	1.2	306	1334	.3	2.3	347	1114	.3	3.2	114	536	.1	1.9
4-Book	130	601	.1	1.7	113	526	.1	1.3	297	1280	.3	2.2	275	1007	.3	2.6	108	517	.1	1.8
KDIS-AM																				
SP '02	43	178	.6		46	206	.5		59	230	.1	.4	69	290	.1	.6	18	81		.3
4-Book	**	**	**	**	**	**	**	**	**	**	**	**	**	**	**	**	**	**	**	**
KFI -AM																				
SP '02	116	391	.1	1.5	281	934	.3	3.1	390	1287	.4	2.9	217	547	.2	2.0	165	572	.2	2.8
4-Book	111	407	.1	1.5	344	1122	.4	3.8	377	1227	.4	2.8	182	550	.2	1.8	160	509	.2	2.7
KFSH-FM																				
SP '02	36	204	.5		88	519	.1	1.0	90	536	.1	.7	64	291	.1	.6	40	248		.7
4-Book	41	206	.5		90	482	.1	1.0	109	562	.1	.8	84	320	.1	.8	32	202		.6
KFWB-AM																				
SP '02	111	546	.1	1.4	334	1398	.3	3.7	187	1011	.2	1.4	136	666	.1	1.3	123	622	.1	2.1
4-Book	84	476	.1	1.1	273	1114	.3	3.0	197	1049	.2	1.5	156	692	.2	1.5	84	464	.1	1.4
+KHHT-FM																				
SP '02	242	887	.2	3.1	164	590	.2	1.8	283	1126	.3	2.1	246	920	.2	2.3	367	877	.4	6.2
4-Book	290	964	.3	3.8	209	616	.2	2.3	338	1186	.3	2.5	340	1101	.3	3.3	406	985	.4	7.0
KHJ -AM																				
SP '02	20	56	.3		99	248	.1	1.1	120	291	.1	.9	80	223	.1	.7	14	72		.2
4-Book	59	197	.1	.8	98	226	.1	1.1	121	304	.1	.9	96	207	.1	.9	39	155		.7
KIIS-FM																				
SP '02	473	1914	.5	6.1	387	1477	.4	4.3	631	2752	.6	4.7	474	1910	.5	4.4	286	1256	.3	4.8
4-Book	406	1756	.4	5.3	356	1438	.4	3.9	686	2892	.7	5.1	495	1960	.5	4.8	298	1324	.3	5.1
KVVS-FM																				
SP '02	20	49	.3		28	67	.3		33	94	.2		30	105	.3		15	48		.3
4-Book	12	42	.2		12	42	.1		27	81	.2		20	66	.2		8	35		.2
KJLH-FM																				
SP '02	138	349	.1	1.8	367	953	.4	4.1	486	1372	.5	3.6	365	711	.4	3.4	96	331	.1	1.6
4-Book	139	452	.1	1.9	347	916	.3	3.8	478	1261	.5	3.5	371	756	.4	3.5	115	331	.1	1.9
KKBT-FM																				
SP '02	296	1263	.3	3.8	219	828	.2	2.4	314	1437	.3	2.3	343	1412	.3	3.2	263	1087	.3	4.4
4-Book	321	1318	.3	4.3	236	747	.2	2.6	346	1362	.4	2.6	385	1343	.4	3.7	306	1116	.3	5.2
KKLA-FM																				
SP '02	24	109	.3		40	156	.4		49	209	.4		30	123	.3		47	136		.8
4-Book	35	116	.5		59	208	.1	.7	43	190	.3		26	113	.3		37	118		.7

** Station(s) not reported this survey.

* Listener estimates adjusted for reported broadcast schedule.

+ Station(s) changed call letters - see Page 13.

4-Book: Avg. of current and previous 3 surveys.
2-Book: Avg. of most recent 2 surveys.

Target Listener Estimates

Target Listener Estimates - Persons 12+

	Persons 12+																			
	Saturday 7PM-MID				Sunday 6AM-10AM				Sunday 10AM-3PM				Sunday 3PM-7PM				Sunday 7PM-MID			
	AQH (00)	Cume (00)	AQH Rtg	AQH Shr	AQH (00)	Cume (00)	AQH Rtg	AQH Shr	AQH (00)	Cume (00)	AQH Rtg	AQH Shr	AQH (00)	Cume (00)	AQH Rtg	AQH Shr	AQH (00)	Cume (00)	AQH Rtg	AQH Shr
KLAC-AM																				
SP '02	67	290	.1	.9	31	120		.3	119	658	.1	.9	402	1253	.4	3.7	80	411	.1	1.4
4-Book	40	188		.5	34	119		.4	90	381	.1	.7	150	489	.2	1.4	45	232		.8
KLAX-FM																				
SP '02	291	655	.3	3.7	259	689	.3	2.9	498	1231	.5	3.7	379	895	.4	3.5	181	508	.2	3.1
4-Book	267	745	.3	3.5	264	745	.3	2.9	443	1216	.5	3.3	298	819	.3	2.9	156	479	.2	2.7
KLOS-FM																				
SP '02	141	565	.1	1.8	114	370	.1	1.3	211	961	.2	1.6	250	878	.2	2.3	86	469	.1	1.5
4-Book	125	574	.1	1.6	113	443	.1	1.3	251	992	.3	1.9	227	837	.2	2.2	94	497	.1	1.6
KLSX-FM																				
SP '02	14	103		.2	173	588	.2	1.9	157	543	.2	1.2	40	150		.4	24	103		.4
4-Book	32	176		.4	146	484	.1	1.6	172	604	.2	1.3	80	244	.1	.8	34	160		.6
KLTX-AM																				
SP '02	63	170	.1	.8	178	459	.2	2.0	135	325	.1	1.0	80	219	.1	.7	23	82		.4
4-Book	60	171	.1	.8	144	356	.2	1.6	117	310	.1	.9	69	186	.1	.7	47	146		.8
KLVE-FM																				
SP '02	335	997	.3	4.3	362	989	.4	4.0	484	1502	.5	3.6	302	708	.3	2.8	122	394	.1	2.1
4-Book	392	1150	.4	5.2	388	1044	.4	4.2	576	1579	.6	4.2	348	930	.3	3.3	177	604	.2	3.0
KLYY-FM																				
SP '02	98	351	.1	1.3	71	235	.1	.8	199	679	.2	1.5	158	404	.2	1.5	67	306	.1	1.1
4-Book	108	441	.1	1.4	79	262	.1	.9	190	648	.2	1.4	131	420	.1	1.2	74	294	.1	1.2
KMXN-FM																				
SP '02	29	148		.4	13	86		.1	49	179		.4	48	198		.4	15	80		.3
4-Book	**	**	**	**	**	**	**	**	**	**	**	**	**	**	**	**	**	**	**	**
KMZT-FM																				
SP '02	120	480	.1	1.5	106	435	.1	1.2	290	852	.3	2.1	208	649	.2	1.9	120	432	.1	2.0
4-Book	148	567	.1	2.0	173	616	.2	1.9	342	1109	.4	2.5	234	676	.2	2.2	147	526	.2	2.5
KNX -AM																				
SP '02	131	662	.1	1.7	351	1213	.3	3.9	179	908	.2	1.3	126	544	.1	1.2	136	677	.1	2.3
4-Book	157	712	.2	2.1	314	1175	.3	3.5	233	1056	.2	1.7	168	661	.2	1.6	170	785	.2	2.9
KOST-FM																				
SP '02	332	1314	.3	4.3	360	1238	.4	4.0	499	1756	.5	3.7	316	1031	.3	2.9	285	1129	.3	4.8
4-Book	307	1188	.3	4.1	336	1145	.4	3.7	477	1732	.5	3.5	361	1204	.4	3.5	258	1077	.3	4.4
KPLS-AM																				
SP '02					9	56		.1	47	151		.3	39	125		.4	2	12		
4-Book	**	**	**	**	**	**	**	**	**	**	**	**	**	**	**	**	**	**	**	**
KPWR-FM																				
SP '02	635	2387	.6	8.1	343	1307	.3	3.8	620	2362	.6	4.6	553	1980	.5	5.2	414	1577	.4	7.0
4-Book	602	2295	.6	7.9	344	1229	.3	3.8	593	2359	.6	4.4	538	1939	.5	5.2	364	1391	.3	6.2
KRCD-FM																				
SP '02	90	248	.1	1.2	77	265	.1	.9	165	449	.2	1.2	117	369	.1	1.1	65	216	.1	1.1
4-Book	50	160		.7	44	128		.5	89	287	.1	.7	58	170	.1	.6	41	134	.1	.7
KRCV-FM																				
SP '02	85	229	.1	1.1	41	136		.5	105	306	.1	.8	64	175	.1	.6	45	120		.8
4-Book	51	197	.1	.7	64	191		.7	91	267	.1	.7	72	193	.1	.7	26	102		.4
KRLA-AM																				
SP '02	48	117		.6	19	78		.2	19	132		.1	81	224	.1	.8	41	118		.7
4-Book	25	73		.3	14	55		.1	26	108		.2	53	154	.1	.5	27	84		.5
+KRLH-AM																				
SP '02																				
4-Book	**	**	**	**	**	**	**	**	**	**	**	**	**	**	**	**	**	**	**	**

** Station(s) not reported this survey.

* Listener estimates adjusted for reported broadcast schedule.

+ Station(s) changed call letters - see Page 13.

4-Book: Avg. of current and previous 3 surveys.
2-Book: Avg. of most recent 2 surveys.

Target Listener Estimates

	Persons 12+																			
	Saturday 7PM-MID				Sunday 6AM-10AM				Sunday 10AM-3PM				Sunday 3PM-7PM				Sunday 7PM-MID			
	AQH (00)	Cume (00)	AQH Rtg	AQH Shr	AQH (00)	Cume (00)	AQH Rtg	AQH Shr	AQH (00)	Cume (00)	AQH Rtg	AQH Shr	AQH (00)	Cume (00)	AQH Rtg	AQH Shr	AQH (00)	Cume (00)	AQH Rtg	AQH Shr
KROQ-FM																				
SP '02	424	1772	.4	5.4	267	1142	.3	2.9	479	2137	.5	3.5	563	2180	.6	5.2	432	1618	.4	7.3
4-Book	467	1865	.5	6.1	279	1096	.3	3.1	663	2661	.7	4.9	552	2101	.6	5.3	404	1606	.4	6.9
KRTH-FM																				
SP '02	188	692	.2	2.4	208	900	.2	2.3	502	1719	.5	3.7	375	1289	.4	3.5	225	737	.2	3.8
4-Book	194	772	.2	2.5	237	1027	.2	2.6	479	1803	.5	3.5	387	1368	.4	3.7	149	675	.2	2.5
KSCA-FM																				
SP '02	184	515	.2	2.4	561	1139	.6	6.2	402	1031	.4	3.0	220	630	.2	2.1	100	317	.1	1.7
4-Book	123	409	.1	1.6	463	960	.5	5.1	346	1022	.4	2.6	209	573	.2	2.0	83	301	.1	1.4
KSPN-AM																				
SP '02	9	85	.1	.1	20	80	.2	.2	23	112	.2	.2	34	105	.3	.3	4	16	.1	.1
4-Book	**	**	**	**	**	**	**	**	**	**	**	**	**	**	**	**	**	**	**	**
KSSC-FM																				
SP '02	24	113	.3	.3	14	47	.2	.2	43	213	.3	.3	18	66	.2	.2	2	12	.1	.1
4-Book	25	106	.3	.3	11	49	.1	.1	45	158	.3	.3	28	111	.3	.3	7	34	.1	.1
KSSE-FM																				
SP '02	103	397	.1	1.3	86	232	.1	1.0	196	610	.2	1.4	82	261	.1	.8	37	165	.1	.6
4-Book	103	387	.1	1.4	94	293	.1	1.1	164	611	.2	1.2	105	344	.1	1.0	68	264	.1	1.2
KTNQ-AM																				
SP '02	52	162	.1	.7	32	76	.4	.4	98	269	.1	.7	47	115	.4	.4	26	63	.1	.4
4-Book	45	137	.1	.6	47	141	.1	.5	91	250	.1	.7	45	117	.4	.4	22	77	.1	.4
KTVV-FM																				
SP '02	203	740	.2	2.6	227	886	.2	2.5	496	1633	.5	3.7	389	1251	.4	3.6	151	638	.1	2.6
4-Book	220	782	.2	2.9	248	828	.2	2.7	493	1494	.5	3.7	373	1162	.4	3.6	173	650	.2	3.0
KWIZ-FM																				
SP '02	94	355	.1	1.2	67	184	.1	.7	164	360	.2	1.2	178	450	.2	1.7	67	258	.1	1.1
4-Book	92	302	.1	1.2	59	173	.1	.6	119	292	.1	.9	99	275	.1	1.0	59	197	.1	1.0
KWKV-AM																				
SP '02	43	69	.6	.6	25	68	.3	.3	44	128	.3	.3	41	97	.4	.4	33	102	.6	.6
4-Book	26	58	.4	.4	32	80	.4	.4	46	140	.1	.4	49	112	.1	.5	23	71	.4	.4
KWVE-FM																				
SP '02	18	66	.2	.2	81	405	.1	.9	64	356	.1	.5	44	214	.4	.4	25	96	.4	.4
4-Book	44	116	.6	.6	78	317	.1	.9	86	360	.1	.7	56	207	.1	.5	36	136	.6	.6
KXOL-FM																				
SP '02	146	447	.1	1.9	239	641	.2	2.6	360	914	.4	2.7	273	730	.3	2.5	131	441	.1	2.2
4-Book	129	433	.1	1.7	266	744	.3	2.9	401	1027	.4	3.0	258	731	.3	2.5	118	398	.1	2.0
KXTA-AM																				
SP '02	61	265	.1	.8	27	136	.3	.3	107	478	.1	.8	80	217	.1	.7	27	137	.5	.5
4-Book	44	178	.1	.6	12	69	.1	.1	79	307	.1	.6	82	223	.1	.8	21	118	.4	.4
KYSR-FM																				
SP '02	156	884	.2	2.0	101	677	.1	1.1	308	1609	.3	2.3	242	977	.2	2.3	81	444	.1	1.4
4-Book	148	833	.2	2.0	135	598	.1	1.5	284	1438	.3	2.1	251	1086	.2	2.4	112	625	.1	2.0
KZLA-FM																				
SP '02	180	649	.2	2.3	156	712	.2	1.7	375	1292	.4	2.8	243	866	.2	2.3	108	500	.1	1.8
4-Book	137	610	.1	1.8	193	739	.2	2.1	345	1252	.3	2.6	252	903	.2	2.4	107	487	.1	1.8
KGGI-FM																				
SP '02	87	257	.1	1.1	29	126	.3	.3	59	198	.1	.4	70	284	.1	.7	31	80	.5	.5
4-Book	**	**	**	**	**	**	**	**	**	**	**	**	**	**	**	**	**	**	**	**
XTRA-AM																				
SP '02	2	15	.2	.2	35	116	.1	.4	12	64	.1	.1	22	86	.2	.2	2	30	.1	.1
4-Book	9	43	.2	.2	49	186	.1	.5	40	211	.1	.3	29	135	.3	.3	4	42	.1	.1
TOTALS																				
SP '02	7799	23851	7.6	7.6	9052	26501	8.9	8.9	13543	37693	13.3	13.3	10730	28373	10.5	10.5	5916	19047	5.8	5.8
4-Book	7586	24141	7.4	7.4	9148	26529	8.9	8.9	13589	38155	13.2	13.2	10460	28276	10.2	10.2	5873	19343	5.7	5.7

** Station(s) not reported this survey.

* Listener estimates adjusted for reported broadcast schedule.

+ Station(s) changed call letters - see Page 13.

4-Book: Avg. of current and previous 3 surveys.
2-Book: Avg. of most recent 2 surveys.

Target Listener Trends

Persons 12-24

Target Listener Trends - Persons 12-24

	Monday-Sunday 6AM-MID				Monday-Friday 6AM-10AM				Monday-Friday 10AM-3PM				Monday-Friday 3PM-7PM				Monday-Friday 7PM-MID			
	AQH (00)	Cume (00)	AQH Rtg	AQH Shr	AQH (00)	Cume (00)	AQH Rtg	AQH Shr	AQH (00)	Cume (00)	AQH Rtg	AQH Shr	AQH (00)	Cume (00)	AQH Rtg	AQH Shr	AQH (00)	Cume (00)	AQH Rtg	AQH Shr
KABC-AM																				
SP '02	6	192		.2	1	41			5	63		.2	14	118	.1	.3	6	59		.2
WI '02	1	74			1	19			1	26			1	25			1	43		
FA '01	12	238	.1	.4	4	75		.1	19	107	.1	.6	26	143	.1	.6	8	93		.3
SU '01	2	103		.1	1	28			1	11			1	27			4	67		.2
4-Book	5	152		.2	2	41			6	52		.2	11	78	.1	.2	5	66		.2
SP '01	6	159		.2	8	60		.2	5	47		.1	19	117	.1	.4		22		
KBIG-FM																				
SP '02	54	2061	.2	1.7	60	676	.3	1.5	69	822	.3	2.1	86	985	.4	2.1	30	641	.1	1.2
WI '02	53	1814	.2	1.7	40	507	.2	1.1	88	731	.4	2.8	82	782	.3	2.0	33	417	.1	1.4
FA '01	48	1574	.2	1.5	52	483	.2	1.3	75	550	.3	2.2	69	686	.3	1.6	29	417	.1	1.1
SU '01	73	2299	.3	2.1	72	727	.3	1.9	139	1177	.6	3.2	83	817	.3	2.0	36	523	.1	1.4
4-Book	57	1937	.2	1.8	56	598	.3	1.5	93	820	.4	2.6	80	818	.3	1.9	32	500	.1	1.3
SP '01	61	2135	.3	1.8	49	656	.2	1.2	90	866	.4	2.5	83	948	.3	1.8	29	606	.1	1.0
KBLA-AM																				
SP '02	7	135		.2	12	66	.1	.3	14	41	.1	.4	7	36		.2		11		
WI '02	4	172			3	45			6	69		.2	3	42		.1	2	69		.1
FA '01	19	313	.1	.6	13	47	.1	.3	16	105	.1	.5	56	215	.2	1.3	16	97	.1	.6
SU '01	9	263		.3	4	33		.1	11	95		.3	30	187	.1	.7	6	95		.2
4-Book	10	221		.3	8	48	.1	.2	12	78	.1	.4	24	120	.1	.6	6	68		.2
SP '01	15	226	.1	.4	3	61		.1	20	101	.1	.6	35	120	.1	.8	8	61		.3
KBUA-FM																				
SP '02	18	324	.1	.6	46	150	.2	1.2	17	152	.1	.5	15	108	.1	.4	9	129		.3
WI '02	18	228	.1	.6	28	144	.1	.8	19	135	.1	.6	22	111	.1	.5	12	86	.1	.5
FA '01	7	114		.2	6	55		.1	7	66		.2	9	82		.2	8	69		.3
SU '01	21	257	.1	.6	15	95	.1	.4	33	157	.1	.8	27	157	.1	.6	9	118		.3
4-Book	16	231	.1	.5	24	111	.1	.6	19	128	.1	.5	18	115	.1	.4	10	101		.4
SP '01	24	261	.1	.7	28	137	.1	.7	39	99	.2	1.1	21	108	.1	.5	13	93	.1	.5
KBUE-FM																				
SP '02	151	1881	.6	4.7	203	1086	.9	5.1	191	1048	.8	5.9	172	1054	.7	4.2	92	827	.4	3.6
WI '02	128	1903	.5	4.2	135	977	.6	3.8	143	863	.6	4.5	184	1151	.8	4.5	87	760	.4	3.6
FA '01	130	2035	.5	4.0	174	971	.7	4.3	136	994	.6	4.1	169	1069	.7	4.0	83	674	.3	3.1
SU '01	120	1878	.5	3.5	138	923	.6	3.6	142	1060	.6	3.2	136	1085	.6	3.2	82	759	.3	3.1
4-Book	132	1924	.5	4.1	163	989	.7	4.2	153	991	.7	4.4	165	1090	.7	4.0	86	755	.4	3.4
SP '01	153	1914	.6	4.4	134	820	.6	3.2	176	883	.7	4.9	201	1133	.8	4.4	119	842	.5	4.2
KCBS-FM																				
SP '02	47	1833	.2	1.5	36	649	.2	.9	39	761	.2	1.2	68	903	.3	1.7	47	638	.2	1.8
WI '02	50	1418	.2	1.6	57	527	.2	1.6	78	759	.3	2.5	64	665	.3	1.6	26	407	.1	1.1
FA '01	53	1467	.2	1.6	43	502	.2	1.1	56	736	.2	1.7	92	798	.4	2.2	46	490	.2	1.7
SU '01	43	1246	.2	1.2	48	396	.2	1.2	66	532	.3	1.5	60	628	.2	1.4	25	351	.1	1.0
4-Book	48	1491	.2	1.5	46	519	.2	1.2	60	697	.3	1.7	71	749	.3	1.7	36	472	.2	1.4
SP '01	53	1484	.2	1.5	74	656	.3	1.8	69	632	.3	1.9	78	903	.3	1.7	25	459	.1	.9
KDIS-AM																				
SP '02	29	1041	.1	.9	34	408	.1	.9	22	344	.1	.7	46	420	.2	1.1	23	266	.1	.9
WI '02	22	495	.1	.7	20	204	.1	.6	17	234	.1	.5	29	236	.1	.7	10	121		.4
FA '01	33	870	.1	1.0	40	375	.2	1.0	25	213	.1	.7	61	431	.3	1.4	16	219	.1	.6
SU '01	**	**	**	**	**	**	**	**	**	**	**	**	**	**	**	**	**	**	**	**
4-Book	**	**	**	**	**	**	**	**	**	**	**	**	**	**	**	**	**	**	**	**
SP '01	32	929	.1	.9	31	387	.1	.7	24	307	.1	.7	61	483	.3	1.3	22	298	.1	.8
KFI -AM																				
SP '02	16	423	.1	.5	14	72	.1	.4	19	182	.1	.6	4	91		.1	39	182	.2	1.5
WI '02	15	388	.1	.5	13	200	.1	.4	7	121		.2	25	161	.1	.6	28	117	.1	1.2
FA '01	13	468	.1	.4	18	189	.1	.4	18	239	.1	.5	12	217	.1	.3	13	136	.1	.5
SU '01	19	405	.1	.5	15	79	.1	.4	28	175	.1	.6	40	134	.2	1.0	16	82	.1	.6
4-Book	16	421	.1	.5	15	135	.1	.4	18	179	.1	.5	20	151	.1	.5	24	129	.1	1.0
SP '01	20	375	.1	.6	29	174	.1	.7	30	137	.1	.8	12	97		.3	25	137	.1	.9

** Station(s) not reported this survey.

* Listener estimates adjusted for reported broadcast schedule.

+ Station(s) changed call letters - see Page 13.

4-Book: Avg. of current and previous 3 surveys.
2-Book: Avg. of most recent 2 surveys.

Target Listener Trends

Persons 12-24																			
Monday-Sunday 6AM-MID				Monday-Friday 6AM-10AM				Monday-Friday 10AM-3PM				Monday-Friday 3PM-7PM				Monday-Friday 7PM-MID			
AQH (00)	Cume (00)	AQH Rtg	AQH Shr	AQH (00)	Cume (00)	AQH Rtg	AQH Shr	AQH (00)	Cume (00)	AQH Rtg	AQH Shr	AQH (00)	Cume (00)	AQH Rtg	AQH Shr	AQH (00)	Cume (00)	AQH Rtg	AQH Shr
KFSH-FM																			
SP '02	17	529	.1	.5	23	259	.1	.6	14	124	.1	.4	23	239	.1	.6	9	137	.3
WI '02	15	539	.1	.5	20	263	.1	.6	7	178	.2	.2	26	271	.1	.6	11	196	.5
FA '01	15	519	.1	.5	39	251	.2	1.0	4	134	.1	.1	12	282	.1	.3	9	202	.3
SU '01	23	559	.1	.7	26	255	.1	.7	31	339	.1	.7	24	277	.1	.6	19	231	.7
4-Book	18	537	.1	.6	27	257	.1	.7	14	194	.1	.4	21	267	.1	.5	12	192	.5
SP '01	31	760	.1	.9	34	370	.1	.8	32	285	.1	.9	43	382	.2	.9	17	238	.6
KFWB-AM																			
SP '02	6	241	.2	.2	15	188	.1	.4	31				13	146	.1	.3	4	70	.2
WI '02	4	351	.1	.1	13	244	.1	.4	4	101	.1	.1	3	81	.1	.1	3	94	.1
FA '01	8	380	.2	.2	16	185	.1	.4	15	144	.1	.4	7	112	.2	.2	1	37	
SU '01	4	274	.1	.1	9	67	.2	.2	2	98			7	103	.2	.2	2	39	.1
4-Book	6	312	.2	.2	13	171	.1	.4	5	94	.1	.1	8	111	.2	.2	3	60	.1
SP '01	4	361	.1	.1	8	108	.2	.2	5	161	.1	.1	5	115	.1	.1	1	39	
+KHHT-FM																			
SP '02	145	3283	.6	4.5	127	1138	.5	3.2	192	1367	.8	5.9	185	1505	.8	4.5	116	1402	.5
WI '02	153	3506	.6	5.0	140	1429	.6	3.9	129	1107	.5	4.1	131	1386	.6	3.2	201	1535	.8
FA '01	159	3018	.7	4.9	147	1231	.6	3.7	157	1315	.7	4.7	195	1332	.8	4.6	168	1246	.7
SU '01	102	2666	.4	2.9	68	782	.3	1.8	135	1156	.6	3.1	107	1229	.4	2.5	101	1009	.4
4-Book	140	3118	.6	4.3	121	1145	.5	3.2	153	1236	.7	4.5	155	1363	.7	3.7	147	1298	.6
SP '01	118	2541	.5	3.4	110	978	.5	2.7	90	955	.4	2.5	129	1128	.5	2.8	154	990	.6
KHJ -AM																			
SP '02	8	249	.3	.3	12	136	.1	.3	9	115	.3	.3	10	80	.2	.2	4	54	.2
WI '02	14	258	.1	.5	15	116	.1	.4	21	178	.1	.7	19	113	.1	.5	7	60	.3
FA '01	11	285	.3	.3	5	84	.1	.1	22	147	.1	.7	19	108	.1	.4	5	74	.2
SU '01	6	224	.2	.2	3	57	.1	.1	4	84	.1	.1	4	31	.1	.1	6	53	.2
4-Book	10	254	.3	.3	9	98	.1	.2	14	131	.1	.5	13	83	.1	.3	6	60	.2
SP '01	10	303	.3	.3	16	113	.1	.4	8	85	.2	.2	17	161	.1	.4	4	64	.1
KIIS-FM																			
SP '02	295	7919	1.2	9.2	320	3517	1.3	8.0	257	3331	1.1	7.9	358	4456	1.5	8.8	281	3195	1.2
WI '02	293	8204	1.2	9.6	354	3975	1.5	10.0	274	3286	1.2	8.7	436	4787	1.8	10.6	204	2924	.9
FA '01	325	7853	1.4	10.0	352	3722	1.5	8.8	261	3148	1.1	7.8	451	4486	1.9	10.6	298	3435	1.3
SU '01	345	8411	1.4	10.0	314	3536	1.3	8.1	435	4967	1.8	9.9	424	4449	1.8	10.1	300	3714	1.2
4-Book	315	8097	1.3	9.7	335	3688	1.4	8.7	307	3683	1.3	8.6	417	4545	1.8	10.0	271	3317	1.2
SP '01	376	8232	1.6	10.8	406	4191	1.7	9.8	305	3523	1.3	8.5	526	4505	2.2	11.4	331	3479	1.4
KVVS-FM																			
SP '02	16	351	.1	.5	28	216	.1	.7	12	159	.1	.4	23	217	.1	.6	10	112	.4
WI '02	20	394	.1	.7	34	308	.1	1.0	18	189	.1	.6	23	266	.1	.6	14	150	.1
FA '01	9	169	.3	.3	9	86	.2	.2	11	83	.3	.3	13	80	.1	.3	2	50	.1
SU '01	6	188	.2	.2	4	42	.1	.1	8	124	.2	.2	8	107	.2	.2	9	88	.3
4-Book	13	278	.1	.4	19	163	.1	.5	12	139	.1	.4	17	168	.1	.4	9	100	.4
SP '01	8	260	.2	.2	4	109	.1	.1	9	160	.3	.3	8	147	.2	.2	11	168	.4
KJLH-FM																			
SP '02	25	754	.1	.8	18	241	.1	.5	17	234	.1	.5	24	280	.1	.6	17	216	.1
WI '02	36	885	.2	1.2	33	310	.1	.9	18	213	.1	.6	36	388	.2	.9	31	318	.1
FA '01	18	669	.1	.6	13	148	.1	.3	16	217	.1	.5	13	202	.1	.3	26	245	.1
SU '01	32	760	.1	.9	23	186	.1	.6	35	404	.1	.8	32	306	.1	.8	33	300	.1
4-Book	28	767	.1	.9	22	221	.1	.6	22	267	.1	.6	26	294	.1	.7	27	270	.1
SP '01	32	886	.1	.9	17	267	.1	.4	34	300	.1	.9	42	339	.2	.9	20	179	.1
KKBT-FM																			
SP '02	253	6432	1.1	7.9	358	2936	1.5	9.0	205	2887	.9	6.3	339	3863	1.4	8.3	214	2619	.9
WI '02	228	6213	1.0	7.5	304	2815	1.3	8.6	218	2592	.9	6.9	322	3435	1.4	7.8	180	2442	.8
FA '01	301	6216	1.3	9.2	414	3131	1.7	10.3	240	2525	1.0	7.2	395	3589	1.7	9.3	274	2696	1.2
SU '01	267	6498	1.1	7.7	300	2718	1.2	7.7	317	3622	1.3	7.2	362	3659	1.5	8.6	218	2856	.9
4-Book	262	6340	1.1	8.1	344	2900	1.4	8.9	245	2907	1.0	6.9	355	3637	1.5	8.5	222	2653	1.0
SP '01	258	6463	1.1	7.4	320	2924	1.3	7.7	252	2968	1.0	7.0	336	3591	1.4	7.3	248	2925	1.0

** Station(s) not reported this survey.

* Listener estimates adjusted for reported broadcast schedule.

+ Station(s) changed call letters - see Page 13.

4-Book: Avg. of current and previous 3 surveys.
2-Book: Avg. of most recent 2 surveys.

Target Listener Trends

Target Listener Trends - Persons 12-24

Persons 12-24																				
Monday-Sunday 6AM-MID				Monday-Friday 6AM-10AM				Monday-Friday 10AM-3PM				Monday-Friday 3PM-7PM				Monday-Friday 7PM-MID				
AQH (00)	Cume (00)	AQH Rtg	AQH Shr	AQH (00)	Cume (00)	AQH Rtg	AQH Shr	AQH (00)	Cume (00)	AQH Rtg	AQH Shr	AQH (00)	Cume (00)	AQH Rtg	AQH Shr	AQH (00)	Cume (00)	AQH Rtg	AQH Shr	
KKLA-FM																				
SP '02	2	106	.1	4	48	.1						1	29			14				
WI '02	2	86	.1	5	38	.1		2	30	.1		3	35	.1		1	42			
FA '01	10	228	.3	14	99	.1	.3	18	62	.1	.5	8	86	.2		1	29			
SU '01	1	81							24			1	11				10			
4-Book	4	125	.1	6	46	.1		5	29	.2		3	40	.1		1	24			
SP '01	4	175	.1	6	83	.1		6	47	.2		5	48	.1		1	25			
KLAC-AM																				
SP '02	9	329	.3						15			9	134	.2		14	154	.1	.5	
WI '02	5	172	.2	3	13		.1	3	21	.1		11	102	.3		8	107		.3	
FA '01	1	66			12			1	19			2	31							
SU '01	6	210	.2	3	13	.1		9	36	.2		13	111	.1	.3	4	108		.2	
4-Book	5	194	.2	2	10	.1		3	23	.1		9	95	.2		7	92		.3	
SP '01	6	324	.2	1	25				14			5	53	.1		9	100		.3	
KLAX-FM																				
SP '02	125	2032	.5	3.9	132	725	.6	3.3	152	1015	.6	4.7	149	1005	.6	3.7	74	616	.3	2.9
WI '02	98	1996	.4	3.2	72	739	.3	2.0	102	889	.4	3.2	120	903	.5	2.9	78	630	.3	3.3
FA '01	86	1834	.4	2.6	81	670	.3	2.0	113	953	.5	3.4	103	891	.4	2.4	51	539	.2	1.9
SU '01	112	2219	.5	3.2	111	975	.5	2.9	157	1234	.7	3.6	133	1087	.6	3.2	70	734	.3	2.7
4-Book	105	2020	.5	3.2	99	777	.4	2.6	131	1023	.6	3.7	126	972	.5	3.1	68	630	.3	2.7
SP '01	120	2004	.5	3.5	149	1089	.6	3.6	164	973	.7	4.6	151	1062	.6	3.3	73	715	.3	2.6
KLCS-FM																				
SP '02	49	1627	.2	1.5	49	571	.2	1.2	54	655	.2	1.7	75	756	.3	1.8	40	574	.2	1.6
WI '02	33	1331	.1	1.1	34	457	.1	1.0	34	452	.1	1.1	62	605	.3	1.5	26	432	.1	1.1
FA '01	56	1591	.2	1.7	53	571	.2	1.3	73	747	.3	2.2	79	863	.3	1.9	38	587	.2	1.4
SU '01	51	1349	.2	1.5	40	532	.2	1.0	77	559	.3	1.8	78	626	.3	1.9	23	355	.1	.9
4-Book	47	1475	.2	1.5	44	533	.2	1.1	60	603	.2	1.7	74	713	.3	1.8	32	487	.2	1.3
SP '01	62	1527	.3	1.8	71	558	.3	1.7	74	563	.3	2.1	85	861	.4	1.8	30	355	.1	1.1
KLTX-FM																				
SP '02	55	751	.2	1.7	165	480	.7	4.1	75	383	.3	2.3	47	269	.2	1.2	14	184	.1	.5
WI '02	34	894	.1	1.1	79	524	.3	2.2	39	288	.2	1.2	59	408	.2	1.4	10	174		.4
FA '01	47	925	.2	1.4	127	624	.5	3.2	69	357	.3	2.1	59	354	.2	1.4	9	178		.3
SU '01	58	1026	.2	1.7	172	545	.7	4.4	60	516	.2	1.4	75	458	.3	1.8	11	178		.4
4-Book	49	899	.2	1.5	136	543	.6	3.5	61	386	.3	1.8	60	372	.2	1.5	11	179		.4
SP '01	55	1040	.2	1.6	180	667	.7	4.3	44	373	.2	1.2	69	382	.3	1.5	8	135		.3
KLTX-AM																				
SP '02	26	206	.1	.8	30	115	.1	.8	30	81	.1	.9	37	114	.2	.9	10	82		.4
WI '02	17	139	.1	.6	24	99	.1	.7	12	83	.1	.4	29	97	.1	.7	13	79		.5
FA '01	46	294	.2	1.4	50	190	.2	1.2	88	159	.4	2.6	57	199	.2	1.3	16	149		.6
SU '01	20	179	.1	.6	27	80	.1	.7	17	108	.1	.4	21	86	.1	.5	16	91		.6
4-Book	27	205	.1	.9	33	121	.1	.9	37	108	.2	1.1	36	124	.2	.9	14	100		.5
SP '01	20	143	.1	.6	21	132	.1	.5	38	95	.2	1.1	19	120	.1	.4	11	92		.4
KLVE-FM																				
SP '02	58	1669	.2	1.8	85	783	.4	2.1	64	596	.3	2.0	65	706	.3	1.6	43	543	.2	1.7
WI '02	82	1938	.3	2.7	99	880	.4	2.8	101	777	.4	3.2	96	793	.4	2.3	64	667	.3	2.7
FA '01	99	2252	.4	3.0	107	852	.4	2.7	119	882	.5	3.6	111	975	.5	2.6	78	723	.3	3.0
SU '01	112	2301	.5	3.2	131	776	.5	3.4	160	1103	.7	3.6	99	762	.4	2.4	68	770	.3	2.6
4-Book	88	2040	.4	2.7	106	823	.4	2.8	111	840	.5	3.1	93	809	.4	2.2	63	676	.3	2.5
SP '01	128	2486	.5	3.7	124	1065	.5	3.0	141	1140	.6	3.9	178	1323	.7	3.9	114	1068	.5	4.0
KLXX-FM																				
SP '02	40	1362	.2	1.3	41	583	.2	1.0	38	494	.2	1.2	56	657	.2	1.4	23	458	.1	.9
WI '02	69	1731	.3	2.3	64	626	.3	1.8	101	819	.4	3.2	86	854	.4	2.1	41	732	.2	1.7
FA '01	51	1376	.2	1.6	61	510	.3	1.5	47	539	.2	1.4	65	697	.3	1.5	46	545	.2	1.7
SU '01	64	1943	.3	1.8	51	546	.2	1.3	88	1006	.4	2.0	94	1012	.4	2.2	36	607	.1	1.4
4-Book	56	1603	.3	1.8	54	566	.3	1.4	69	715	.3	2.0	75	805	.3	1.8	37	586	.2	1.4
SP '01	71	1924	.3	2.0	81	928	.3	2.0	72	820	.3	2.0	102	898	.4	2.2	43	729	.2	1.5

** Station(s) not reported this survey.

* Listener estimates adjusted for reported broadcast schedule.

+ Station(s) changed call letters - see Page 13.

4-Book: Avg. of current and previous 3 surveys.
2-Book: Avg. of most recent 2 surveys.

Target Listener Trends

Persons 12-24																			
Monday-Sunday 6AM-MID				Monday-Friday 6AM-10AM				Monday-Friday 10AM-3PM				Monday-Friday 3PM-7PM				Monday-Friday 7PM-MID			
AQH (00)	Cume (00)	AQH Rtg	AQH Shr	AQH (00)	Cume (00)	AQH Rtg	AQH Shr	AQH (00)	Cume (00)	AQH Rtg	AQH Shr	AQH (00)	Cume (00)	AQH Rtg	AQH Shr	AQH (00)	Cume (00)	AQH Rtg	AQH Shr
KMXN-FM																			
SP '02	16	396	.1	.5	23	196	.1	.6	29	212	.1	.9	20	247	.1	.5	6	117	.2
WI '02	**	**	**	**	**	**	**	**	**	**	**	**	**	**	**	**	**	**	**
FA '01	**	**	**	**	**	**	**	**	**	**	**	**	**	**	**	**	**	**	**
SU '01	**	**	**	**	**	**	**	**	**	**	**	**	**	**	**	**	**	**	**
4-Book	**	**	**	**	**	**	**	**	**	**	**	**	**	**	**	**	**	**	**
SP '01	6	169	.2	.2	9	107	.2	.2	11	100	.3	.3	14	97	.1	.3			
KMZT-FM																			
SP '02	15	494	.1	.5	15	193	.1	.4	16	169	.1	.5	13	181	.1	.3	15	186	.1
WI '02	9	502	.3	.3	4	138	.1	.1	7	170	.2	.2	19	257	.1	.5	9	171	.4
FA '01	21	523	.1	.6	26	179	.1	.6	29	171	.1	.9	18	218	.1	.4	24	191	.1
SU '01	16	547	.1	.5	13	164	.1	.3	20	242	.1	.5	15	226	.1	.4	15	231	.1
4-Book	15	517	.1	.5	15	169	.1	.4	18	188	.1	.5	16	221	.1	.4	16	195	.1
SP '01	10	379	.3	.3	9	161	.2	.2	4	108	.1	.1	9	132	.2	.2	16	154	.1
KNX -AM																			
SP '02	4	260	.1	.1	6	106	.2	.2	2	63	.1	.1	2	73			5	80	.2
WI '02	6	298	.2	.2	20	170	.1	.6	3	75	.1	.1	6	107	.1	.1	2	56	.1
FA '01	10	475	.3	.3	29	251	.1	.7	2	38	.1	.1	11	186	.3	.3	9	142	.3
SU '01	6	420	.2	.2	8	117	.2	.2	9	186	.2	.2	9	128	.2	.2	2	67	.1
4-Book	7	363	.2	.2	16	161	.1	.4	4	91	.1	.1	7	124	.2	.2	5	86	.2
SP '01	6	350	.2	.2	16	211	.1	.4	3	64	.1	.1	9	143	.2	.2	5	97	.2
KOST-FM																			
SP '02	67	2044	.3	2.1	51	699	.2	1.3	68	719	.3	2.1	77	877	.3	1.9	89	882	.4
WI '02	74	2280	.3	2.4	67	887	.3	1.9	92	707	.4	2.9	84	729	.4	2.0	73	855	.3
FA '01	107	2595	.4	3.3	93	772	.4	2.3	161	884	.7	4.8	115	1037	.5	2.7	124	1147	.5
SU '01	106	2686	.4	3.1	85	822	.4	2.2	159	1173	.7	3.6	112	1094	.5	2.7	94	1066	.4
4-Book	89	2401	.4	2.7	74	795	.3	1.9	120	871	.5	3.4	97	934	.4	2.3	95	988	.4
SP '01	64	2431	.3	1.8	54	727	.2	1.3	76	856	.3	2.1	77	922	.3	1.7	77	1085	.3
KPLS-AM																			
SP '02	1	37											5	37		.1			
WI '02	**	**	**	**	**	**	**	**	**	**	**	**	**	**	**	**	**	**	**
FA '01	**	**	**	**	**	**	**	**	**	**	**	**	**	**	**	**	**	**	**
SU '01	**	**	**	**	**	**	**	**	**	**	**	**	**	**	**	**	**	**	**
4-Book	**	**	**	**	**	**	**	**	**	**	**	**	**	**	**	**	**	**	**
SP '01	**	**	**	**	**	**	**	**	**	**	**	**	**	**	**	**	**	**	**
KPWR-FM																			
SP '02	492	9611	2.1	15.4	658	5071	2.8	16.5	351	4397	1.5	10.8	759	6298	3.2	18.6	407	4191	1.7
WI '02	511	9958	2.2	16.7	617	5268	2.6	17.4	463	4579	2.0	14.7	761	6420	3.2	18.5	399	4241	1.7
FA '01	456	9403	1.9	14.0	572	4625	2.4	14.2	394	4477	1.7	11.8	635	5644	2.7	15.0	360	4084	1.5
SU '01	526	10371	2.2	15.2	565	4726	2.3	14.5	615	5979	2.6	14.0	696	6374	2.9	16.5	412	4692	1.7
4-Book	496	9836	2.1	15.3	603	4923	2.5	15.7	456	4858	2.0	12.8	713	6184	3.0	17.2	395	4302	1.7
SP '01	565	10487	2.3	16.2	719	5413	3.0	17.3	525	4735	2.2	14.7	890	7149	3.7	19.3	444	5013	1.8
KRCD-FM																			
SP '02	10	309	.3	.3	9	66	.2	.2	15	135	.1	.5	16	141	.1	.4	9	131	.3
WI '02	10	324	.3	.3	11	118	.3	.3	10	106	.3	.3	13	137	.1	.3	6	75	.3
FA '01	7	265	.2	.2	3	48	.1	.1	5	61	.1	.1	13	89	.1	.3	4	65	.2
SU '01	9	336	.3	.3	7	109	.2	.2	15	130	.1	.3	15	119	.1	.4	9	81	.3
4-Book	9	309	.3	.3	8	85	.2	.2	11	108	.1	.3	14	122	.1	.4	7	88	.3
SP '01	7	190	.2	.2	5	66	.1	.1	7	68	.2	.2	8	99	.2	.2	8	74	.3
KRCV-FM																			
SP '02	5	155	.2	.2	3	43	.1	.1	6	91	.2	.2	3	67	.1	.1	8	47	.3
WI '02	5	234	.2	.2	4	76	.1	.1	7	111	.2	.2	8	90	.2	.2	3	55	.1
FA '01	2	111	.1	.1	7	71	.2	.2	2	54	.1	.1	2	25					
SU '01	7	226	.2	.2	5	109	.2	.2	6	89	.1	.1	6	59	.1	.1	13	65	.1
4-Book	5	182	.2	.2	5	75	.1	.1	5	86	.2	.2	5	60	.1	.1	6	42	.2
SP '01	2	106	.1	.1	3	45	.1	.1	1	22			2	37			3	46	.1

** Station(s) not reported this survey.

* Listener estimates adjusted for reported broadcast schedule.

+ Station(s) changed call letters - see Page 13.

4-Book: Avg. of current and previous 3 surveys.
2-Book: Avg. of most recent 2 surveys.

Target Listener Trends

Persons 12-24

		Monday-Sunday 6AM-MID				Monday-Friday 6AM-10AM				Monday-Friday 10AM-3PM				Monday-Friday 3PM-7PM				Monday-Friday 7PM-MID			
		AQH (00)	Cume (00)	AQH Rtg	AQH Shr	AQH (00)	Cume (00)	AQH Rtg	AQH Shr	AQH (00)	Cume (00)	AQH Rtg	AQH Shr	AQH (00)	Cume (00)	AQH Rtg	AQH Shr	AQH (00)	Cume (00)	AQH Rtg	AQH Shr
KRLA-AM																					
SP '02	2	41		.1	3	30		.1	6	30		.2		11							
WI '02	2	76		.1	2	24		.1	4	49		.1	5	39		.1	1	15			
FA '01	2	54		.1	4	28		.1	4	17		.1	1	11							
SU '01	1	49			1	24							6	25		.1					
4-Book	2	55		.1	3	27		.1	4	24		.1	3	22		.1		4			
SP '01	10	106		.3	14	65		.1	19	60		.5	10	50		.2	10	36		.4	
+KRLH-AM																					
SP '02	**	**	**	**	**	**	**	**	**	**	**	**	**	**	**	**	**	**	**	**	
WI '02	**	**	**	**	**	**	**	**	**	**	**	**	**	**	**	**	**	**	**	**	
FA '01	**	**	**	**	**	**	**	**	**	**	**	**	**	**	**	**	**	**	**	**	
SU '01	**	**	**	**	**	**	**	**	**	**	**	**	**	**	**	**	**	**	**	**	
4-Book	**	**	**	**	**	**	**	**	**	**	**	**	**	**	**	**	**	**	**	**	
SP '01	**	**	**	**	**	**	**	**	**	**	**	**	**	**	**	**	**	**	**	**	
KROQ-FM																					
SP '02	378	7261	1.6	11.8	465	3521	2.0	11.7	307	3290	1.3	9.5	495	4447	2.1	12.1	372	3640	1.6	14.4	
WI '02	397	7438	1.7	13.0	440	3555	1.9	12.4	386	3539	1.6	12.3	565	4775	2.4	13.8	324	3522	1.4	13.5	
FA '01	369	6904	1.6	11.3	426	3528	1.8	10.6	289	3446	1.2	8.6	439	4086	1.8	10.3	383	3607	1.6	14.5	
SU '01	383	7044	1.6	11.1	428	3179	1.8	11.0	441	3990	1.8	10.1	446	4144	1.9	10.6	353	3337	1.5	13.5	
4-Book	382	7162	1.6	11.8	440	3446	1.9	11.4	356	3566	1.5	10.1	486	4363	2.1	11.7	358	3527	1.5	14.0	
SP '01	421	6744	1.8	12.1	466	3184	1.9	11.2	364	3118	1.5	10.2	532	3900	2.2	11.5	435	3504	1.8	15.3	
KRTH-FM																					
SP '02	85	2370	.4	2.7	86	899	.4	2.2	113	826	.5	3.5	117	1051	.5	2.9	61	783	.3	2.4	
WI '02	53	2195	.2	1.7	56	705	.2	1.6	79	811	.3	2.5	67	928	.3	1.6	36	703	.2	1.5	
FA '01	41	2005	.2	1.3	48	684	.2	1.2	49	703	.2	1.5	62	794	.3	1.5	24	397	.1	.9	
SU '01	75	2307	.3	2.2	63	668	.3	1.6	109	1072	.5	2.5	84	1014	.3	2.0	54	683	.2	2.1	
4-Book	64	2219	.3	2.0	63	739	.3	1.7	88	853	.4	2.5	83	947	.4	2.0	44	642	.2	1.7	
SP '01	61	2207	.3	1.8	62	789	.3	1.5	74	810	.3	2.1	79	944	.3	1.7	49	635	.2	1.7	
KSCA-FM																					
SP '02	103	1827	.4	3.2	238	1039	1.0	6.0	129	954	.5	4.0	61	570	.3	1.5	32	408	.1	1.2	
WI '02	69	1350	.3	2.3	138	717	.6	3.9	95	548	.4	3.0	40	438	.2	1.0	51	477	.2	2.1	
FA '01	97	1550	.4	3.0	260	925	1.1	6.5	139	873	.6	4.2	52	466	.2	1.2	29	304	.1	1.1	
SU '01	123	2028	.5	3.6	274	1148	1.1	7.1	159	1178	.7	3.6	92	684	.4	2.2	48	560	.2	1.8	
4-Book	98	1689	.4	3.0	228	957	1.0	5.9	131	888	.6	3.7	61	540	.3	1.5	40	437	.2	1.6	
SP '01	117	2032	.5	3.4	270	1198	1.1	6.5	131	869	.5	3.7	79	749	.3	1.7	79	604	.3	2.8	
KSPN-AM																					
SP '02	1	80				11											2	31		.1	
WI '02	**	**	**	**	**	**	**	**	**	**	**	**	**	**	**	**	**	**	**	**	
FA '01	**	**	**	**	**	**	**	**	**	**	**	**	**	**	**	**	**	**	**	**	
SU '01	**	**	**	**	**	**	**	**	**	**	**	**	**	**	**	**	**	**	**	**	
4-Book	**	**	**	**	**	**	**	**	**	**	**	**	**	**	**	**	**	**	**	**	
SP '01	**	**	**	**	**	**	**	**	**	**	**	**	**	**	**	**	**	**	**	**	
KSSC-FM																					
SP '02	9	357		.3	12	179		.3	11	141		.3	8	128		.2	6	100		.2	
WI '02	7	234		.2	4	76		.1	6	80		.2	9	66		.2	4	95		.2	
FA '01	17	319		.5	17	134		.4	24	161		.1	23	161		.5	4	101		.2	
SU '01	9	382		.3	4	75		.1	12	178		.3	15	166		.4	5	120		.2	
4-Book	11	323		.3	9	116		.2	13	140		.4	14	130		.3	5	104		.2	
SP '01	11	378		.3	19	156		.5	13	157		.4	14	207		.3	3	103		.1	
KSSS-FM																					
SP '02	51	1175	.2	1.6	43	357	.2	1.1	75	585	.3	2.3	77	543	.3	1.9	44	393	.2	1.7	
WI '02	47	1392	.2	1.5	69	663	.3	1.9	51	611	.2	1.6	59	673	.2	1.4	26	437	.1	1.1	
FA '01	59	1567	.2	1.8	83	808	.3	2.1	70	651	.3	2.1	71	687	.3	1.7	47	581	.2	1.8	
SU '01	99	1976	.4	2.9	139	904	.6	3.6	99	933	.4	2.3	137	1115	.6	3.3	60	700	.2	2.3	
4-Book	64	1528	.3	2.0	84	683	.4	2.2	74	695	.3	2.1	86	755	.4	2.1	44	528	.2	1.7	
SP '01	69	1763	.3	2.0	95	796	.4	2.3	87	776	.4	2.4	86	895	.4	1.9	34	623	.1	1.2	

Target Listener Trends - Persons 12-24

** Station(s) not reported this survey.

* Listener estimates adjusted for reported broadcast schedule.

+ Station(s) changed call letters - see Page 13.

4-Book: Avg. of current and previous 3 surveys.
2-Book: Avg. of most recent 2 surveys.

Target Listener Trends

Persons 12-24																				
Monday-Sunday 6AM-MID				Monday-Friday 6AM-10AM				Monday-Friday 10AM-3PM				Monday-Friday 3PM-7PM				Monday-Friday 7PM-MID				
AQH (00)	Cume (00)	AQH Rtg	AQH Shr	AQH (00)	Cume (00)	AQH Rtg	AQH Shr	AQH (00)	Cume (00)	AQH Rtg	AQH Shr	AQH (00)	Cume (00)	AQH Rtg	AQH Shr	AQH (00)	Cume (00)	AQH Rtg	AQH Shr	
KTNO-AM																				
SP '02	5	101	.2	2	30	.1	.6	6	31	.2	.2	10	34	.2	.2	5	50	.2	.2	
WI '02	9	212	.3	7	82	.2	.2	15	67	.1	.5	9	84	.2	.2	6	41	.3	.3	
FA '01	6	158	.2	13	68	.1	.3	3	36	.1	.1	2	47	.1	.1	13	53	.1	.5	
SU '01	3	109	.1	4	38	.1	.1	4	61	.1	.1	2	47	.1	.1	2	35	.1	.1	
4-Book	6	145	.2	7	55	.2	.2	7	49	.2	.2	6	53	.1	.1	7	45	.3	.3	
SP '01	11	233	.3	12	38	.3	.3	12	79	.3	.3	13	39	.1	.3	11	80	.4	.4	
KTWV-FM																				
SP '02	21	536	.1	.7	20	253	.1	.5	21	197	.1	.6	37	235	.2	.9	15	121	.1	.6
WI '02	24	564	.1	.8	22	216	.1	.6	18	93	.1	.6	27	218	.1	.7	38	215	.2	1.6
FA '01	17	504	.1	.5	9	148	.2	.2	21	139	.1	.6	31	231	.1	.7	11	209	.4	.4
SU '01	25	542	.1	.7	30	196	.1	.8	41	322	.2	.9	24	215	.1	.6	18	217	.1	.7
4-Book	22	537	.1	.7	20	203	.1	.5	25	188	.1	.7	30	225	.1	.7	21	191	.1	.8
SP '01	12	453	.3	.3	14	237	.1	.3	12	100	.3	.3	12	140	.3	.3	7	121	.2	.2
KVIZ-FM																				
SP '02	37	744	.2	1.2	26	263	.1	.7	45	350	.2	1.4	54	376	.2	1.3	33	308	.1	1.3
WI '02	40	715	.2	1.3	24	220	.1	.7	38	248	.2	1.2	48	304	.2	1.2	49	313	.2	2.0
FA '01	54	723	.2	1.7	37	316	.2	.9	75	435	.3	2.2	62	403	.3	1.5	50	360	.2	1.9
SU '01	32	555	.1	.9	27	193	.1	.7	39	231	.2	.9	24	194	.1	.6	47	289	.2	1.8
4-Book	41	684	.2	1.3	29	248	.1	.8	49	316	.2	1.4	47	319	.2	1.2	45	318	.2	1.8
SP '01	15	274	.1	.4	8	88	.2	.2	6	56	.2	.2	14	80	.1	.3	21	93	.1	.7
KVKW-AM																				
SP '02	2	84	.1	.1	4	23	.1	.1	3	34	.1	.1	1	11	.1	.1	2	28	.1	.1
WI '02	3	131	.1	.1	9	71	.3	.2	4	41	.1	.1	4	30	.1	.1	1	27	.1	.1
FA '01	5	161	.2	.2	17	72	.1	.4	4	56	.1	.1	1	25	.1	.1	1	25	.1	.1
SU '01	3	56	.1	.1	9	56	.2	.2	7	43	.2	.2	1	12	.1	.1	1	20	.1	.1
4-Book	3	108	.1	.1	10	56	.3	.3	4	44	.1	.1	2	20	.1	.1	2	39	.1	.1
SP '01	1	123	.1	.1	1	40	.1	.1	1	40	.1	.1	1	13	.1	.1	2	39	.1	.1
KWVE-FM																				
SP '02	7	261	.2	.2	8	94	.2	.2	9	71	.3	.3	7	78	.2	.2	3	51	.1	.1
WI '02	4	185	.1	.1	5	58	.1	.1	5	64	.2	.2	1	14	.1	.1	4	24	.2	.2
FA '01	2	118	.1	.1	1	10	.1	.1	2	23	.1	.1	5	51	.1	.1	1	34	.1	.1
SU '01	6	196	.2	.2	7	52	.2	.2	3	23	.1	.1	5	86	.1	.1	6	71	.2	.2
4-Book	5	190	.2	.2	5	54	.1	.1	5	45	.2	.2	5	57	.1	.1	4	45	.1	.1
SP '01	8	303	.2	.2	8	100	.2	.2	8	101	.2	.2	10	117	.2	.2	7	101	.2	.2
KXOL-FM																				
SP '02	99	1502	.4	3.1	108	739	.5	2.7	143	808	.6	4.4	90	696	.4	2.2	70	485	.3	2.7
WI '02	55	1010	.2	1.8	65	439	.3	1.8	72	490	.3	2.3	58	539	.2	1.4	25	277	.1	1.0
FA '01	70	1299	.3	2.1	98	593	.4	2.4	95	616	.4	2.8	79	647	.3	1.9	24	453	.1	.9
SU '01	113	1797	.5	3.3	137	824	.6	3.5	180	1107	.7	4.1	127	1014	.5	3.0	59	670	.2	2.3
4-Book	84	1402	.4	2.6	102	649	.5	2.6	123	755	.5	3.4	89	724	.4	2.1	45	471	.2	1.7
SP '01	37	586	.2	1.1	39	241	.2	.9	41	272	.2	1.1	48	353	.2	1.0	33	304	.1	1.2
KXTA-AM																				
SP '02	13	257	.1	.4	12	92	.1	.3	22	167	.1	.7	18	123	.1	.4	12	109	.1	.5
WI '02	8	250	.3	.3	10	88	.3	.3	13	91	.1	.4	13	88	.1	.3	3	59	.1	.1
FA '01	6	129	.2	.2	6	98	.1	.1	11	70	.3	.3	16	59	.1	.4	2	23	.1	.1
SU '01	7	324	.2	.2	11	136	.3	.3	6	122	.1	.1	6	94	.1	.1	10	117	.4	.4
4-Book	9	240	.3	.3	10	104	.3	.3	13	113	.1	.4	13	91	.1	.3	7	77	.3	.3
SP '01	8	327	.2	.2	6	86	.1	.1	12	94	.3	.3	12	144	.3	.3	12	174	.4	.4
KYSR-FM																				
SP '02	82	3011	.3	2.6	119	1121	.5	3.0	97	1201	.4	3.0	103	1470	.4	2.5	53	969	.2	2.1
WI '02	81	2811	.3	2.7	122	1292	.5	3.4	78	1205	.3	2.5	122	1505	.5	3.0	52	899	.2	2.2
FA '01	78	2763	.3	2.4	114	1162	.5	2.8	90	1200	.4	2.7	124	1337	.5	2.9	41	730	.2	1.6
SU '01	107	3117	.4	3.1	196	1271	.8	5.0	130	1495	.5	3.0	140	1496	.6	3.3	59	907	.2	2.3
4-Book	87	2926	.3	2.7	138	1212	.6	3.6	99	1275	.4	2.8	122	1452	.5	2.9	51	876	.2	2.1
SP '01	107	3195	.4	3.1	122	1195	.5	2.9	139	1332	.6	3.9	170	1667	.7	3.7	82	1011	.3	2.9

** Station(s) not reported this survey.

* Listener estimates adjusted for reported broadcast schedule.

+ Station(s) changed call letters - see Page 13.

4-Book: Avg. of current and previous 3 surveys.
2-Book: Avg. of most recent 2 surveys.

Target Listener Trends

Target Listener Trends - Persons 12-24

	Persons 12-24																			
	Monday-Sunday 6AM-MID				Monday-Friday 6AM-10AM				Monday-Friday 10AM-3PM				Monday-Friday 3PM-7PM				Monday-Friday 7PM-MID			
	AQH (00)	Cume (00)	AQH Rtg	AQH Shr	AQH (00)	Cume (00)	AQH Rtg	AQH Shr	AQH (00)	Cume (00)	AQH Rtg	AQH Shr	AQH (00)	Cume (00)	AQH Rtg	AQH Shr	AQH (00)	Cume (00)	AQH Rtg	AQH Shr
KZLA-FM																				
SP '02	40	1098	.2	1.3	43	498	.2	1.1	48	498	.2	1.5	62	569	.3	1.5	23	342	.1	.9
WI '02	39	904	.2	1.3	57	579	.2	1.6	35	371	.1	1.1	52	551	.2	1.3	20	300	.1	.8
FA '01	42	994	.2	1.3	37	363	.2	.9	47	453	.2	1.4	84	696	.4	2.0	29	416	.1	1.1
SU '01	52	1110	.2	1.5	39	449	.2	1.0	79	619	.3	1.8	83	769	.3	2.0	31	334	.1	1.2
4-Book	43	1027	.2	1.4	44	472	.2	1.2	52	485	.2	1.5	70	646	.3	1.7	26	348	.1	1.0
SP '01	57	1107	.2	1.6	69	651	.3	1.7	63	497	.3	1.8	67	699	.3	1.5	42	554	.2	1.5
KGGI-FM																				
SP '02	33	1379	.1	1.0	22	423	.1	.6	27	540	.1	.8	51	779	.2	1.3	37	565	.2	1.4
WI '02	40	1498	.2	1.3	39	538	.2	1.1	32	485	.1	1.0	47	692	.2	1.1	51	550	.2	2.1
FA '01	**	**	**	**	**	**	**	**	**	**	**	**	**	**	**	**	**	**	**	**
SU '01	32	1575	.1	.9	12	250	**	.3	39	761	.2	.9	42	712	.2	1.0	26	445	.1	1.0
4-Book	**	**	**	**	**	**	**	**	**	**	**	**	**	**	**	**	**	**	**	**
SP '01	**	**	**	**	**	**	**	**	**	**	**	**	**	**	**	**	**	**	**	**
XTRA-AM																				
SP '02	5	158		.2	5	26		.1	9	101		.3	11	54		.3	4	27		.2
WI '02	2	87		.1	4	49		.1	3	65		.1	2	15						
FA '01	1	97			2	42			2	21		.1	2	51				11		
SU '01	3	162		.1	2	32		.1	3	34		.1	6	63		.1	1	37		
4-Book	3	126		.1	3	37		.1	4	55		.2	5	46		.1	1	19		.1
SP '01	4	173		.1	4	28		.1	3	31		.1	10	88		.2	2	51		.1
TOTALS																				
SP '02	3198	22608	13.5		3977	17924	16.8		3242	15381	13.7		4080	19101	17.2		2578	15504	10.9	
WI '02	3056	22577	12.9		3551	18251	15.0		3148	15158	13.3		4107	18925	17.3		2400	15280	10.1	
FA '01	3266	22793	13.7		4020	18184	16.9		3344	15509	14.1		4242	18804	17.8		2637	15835	11.1	
SU '01	3463	23035	14.4		3885	17300	16.2		4384	18776	18.2		4207	19384	17.5		2606	15795	10.8	
4-Book	3246	22753	13.6		3858	17915	16.2		3530	16206	14.8		4159	19054	17.5		2555	15604	10.7	
SP '01	3478	23225	14.5		4146	19084	17.2		3579	15531	14.9		4611	19278	19.2		2851	16418	11.9	

** Station(s) not reported this survey.

* Listener estimates adjusted for reported broadcast schedule.

+ Station(s) changed call letters - see Page 13.

4-Book: Avg. of current and previous 3 surveys.
2-Book: Avg. of most recent 2 surveys.

Target Listener Estimates

Persons 12-24																				
Monday-Friday 6AM-7PM				Weekend 6AM-MID				Saturday 6AM-10AM				Saturday 10AM-3PM				Saturday 3PM-7PM				
AQH (00)	Cume (00)	AQH Rtg	AQH Shr	AQH (00)	Cume (00)	AQH Rtg	AQH Shr	AQH (00)	Cume (00)	AQH Rtg	AQH Shr	AQH (00)	Cume (00)	AQH Rtg	AQH Shr	AQH (00)	Cume (00)	AQH Rtg	AQH Shr	
KABC-AM																				
SP '02	7	131	.2	4	63	.1						12	20	.1	.3					
4-Book	6	110	.2	4	45	.1		1	4			13	21	.1	.3	3	12		.1	
KBIG-FM																				
SP '02	72	1588	.3	1.9	38	724	.2	1.4	19	70	.1	.8	85	323	.4	2.2	82	198	.3	2.5
4-Book	78	1440	.3	2.0	37	745	.2	1.4	18	88	.1	.8	68	266	.3	1.7	50	173	.2	1.5
KBLA-AM																				
SP '02	11	102	.3		2	33	.1		4	23	.2		11	21	.3					
4-Book	14	170	.1	.4	4	78	.2		6	12	.3		7	21	.2		6	22	.2	
KBUA-FM																				
SP '02	25	277	.1	.7	13	138	.1	.5	15	59	.1	.6	26	89	.1	.7	21	65	.1	.6
4-Book	20	192	.1	.5	13	119	.1	.5	18	58	.1	.8	24	61	.1	.6	10	32	.3	
KBUE-FM																				
SP '02	189	1648	.8	5.1	125	979	.5	4.7	114	275	.5	4.9	205	511	.9	5.2	120	306	.5	3.7
4-Book	160	1644	.7	4.2	116	1106	.5	4.3	113	291	.5	4.9	193	520	.8	4.7	129	363	.5	4.0
KCBS-FM																				
SP '02	47	1482	.2	1.3	48	967	.2	1.8	52	241	.2	2.2	53	277	.2	1.4	72	234	.3	2.2
4-Book	59	1205	.3	1.6	38	733	.2	1.4	35	129	.2	1.5	64	253	.3	1.6	49	181	.2	1.5
KDIS-AM																				
SP '02	33	833	.1	.9	27	566	.1	1.0	25	94	.1	1.1	35	245	.1	.9	43	149	.2	1.3
4-Book	**	**	**	**	**	**	**	**	**	**	**	**	**	**	**	**	**	**	**	**
KFI -AM																				
SP '02	12	237	.1	.3	8	145	.3		10	44	.4		2	20	.1		7	35	.2	
4-Book	18	311	.1	.5	8	126	.3		10	37	.4		8	31	.2		5	24	.2	
KFSH-FM																				
SP '02	19	378	.1	.5	20	358	.1	.7	15	48	.1	.6	32	172	.1	.8	25	89	.1	.8
4-Book	20	410	.1	.5	18	354	.1	.7	13	60	.1	.6	20	107	.1	.5	22	80	.1	.7
KFWB-AM																				
SP '02	9	229	.2		2	68	.1		5	39	.2						4	15	.1	
4-Book	9	265	.2		3	98	.1		5	26	.2		2	12			2	7	.1	
+KHHT-FM																				
SP '02	170	2463	.7	4.6	121	1698	.5	4.5	67	251	.3	2.9	179	566	.8	4.6	173	526	.7	5.3
4-Book	144	2285	.6	3.8	128	1633	.6	4.8	91	312	.4	4.0	158	520	.7	3.9	135	429	.6	4.2
KHJ -AM																				
SP '02	10	238	.3		7	79	.3		7	25	.3		24	39	.1	.6	19	40	.1	.6
4-Book	12	198	.1	.3	8	89	.3		11	29	.5		16	33	.1	.4	14	33	.1	.4
KIIS-FM																				
SP '02	308	6696	1.3	8.3	282	4509	1.2	10.5	210	901	.9	9.1	355	1775	1.5	9.1	341	1184	1.4	10.4
4-Book	350	6958	1.5	9.2	282	4652	1.2	10.6	220	940	.9	9.4	397	1806	1.7	9.8	338	1214	1.4	10.4
KVVS-FM																				
SP '02	21	328	.1	.6	12	238	.1	.4	16	37	.1	.7	21	113	.1	.5	21	72	.1	.6
4-Book	16	253	.1	.5	10	167	.1	.4	8	33	.1	.4	16	60	.1	.4	15	44	.1	.5
KJLH-FM																				
SP '02	19	459	.1	.5	41	522	.2	1.5	16	66	.1	.7	18	87	.1	.5	23	83	.1	.7
4-Book	23	507	.1	.6	38	473	.2	1.4	17	65	.1	.7	28	98	.1	.7	27	77	.1	.8
KKBT-FM																				
SP '02	293	5520	1.2	7.9	206	3695	.9	7.7	195	681	.8	8.4	291	1483	1.2	7.4	211	779	.9	6.4
4-Book	309	5422	1.3	8.1	205	3471	.9	7.7	157	549	.7	6.7	332	1375	1.4	8.2	259	925	1.1	8.0
KKLA-FM																				
SP '02	2	62	.1		3	94	.1		5	26	.2		4	27	.1		3	15	.1	
4-Book	5	83	.2		4	68	.2		2	8	.1		3	14	.1		2	7	.1	

** Station(s) not reported this survey.

* Listener estimates adjusted for reported broadcast schedule.

+ Station(s) changed call letters - see Page 13.

4-Book: Avg. of current and previous 3 surveys.
2-Book: Avg. of most recent 2 surveys.

Target Listener Estimates

Persons 12-24

Target Listener Estimates - Persons 12-24

	Monday-Friday 6AM-7PM				Weekend 6AM-MID				Saturday 6AM-10AM				Saturday 10AM-3PM				Saturday 3PM-7PM			
	AQH (00)	Cume (00)	AQH Rtg	AQH Shr	AQH (00)	Cume (00)	AQH Rtg	AQH Shr	AQH (00)	Cume (00)	AQH Rtg	AQH Shr	AQH (00)	Cume (00)	AQH Rtg	AQH Shr	AQH (00)	Cume (00)	AQH Rtg	AQH Shr
KLAC-AM																				
SP '02	3	149		.1	17	224	.1	.6					4	13		.1	16	50	.1	.5
4-Book	5	109		.1	6	103		.2	1	6			4	10		.1	6	22		.2
KLAX-FM																				
SP '02	145	1629	.6	3.9	125	1171	.5	4.7	125	293	.5	5.4	185	487	.8	4.7	173	403	.7	5.3
4-Book	120	1598	.5	3.1	105	1166	.5	3.9	106	304	.5	4.6	171	475	.7	4.2	132	351	.6	4.1
KLOS-FM																				
SP '02	59	1312	.2	1.6	39	757	.2	1.5	26	147	.1	1.1	46	213	.2	1.2	62	166	.3	1.9
4-Book	59	1188	.3	1.6	37	648	.2	1.4	27	114	.1	1.1	70	238	.3	1.7	59	195	.3	1.8
KLSX-FM																				
SP '02	94	657	.4	2.5	13	241	.1	.5	21	59	.1	.9	19	42	.1	.5	16	71	.1	.5
4-Book	84	775	.4	2.2	12	222	.1	.4	12	37		.6	9	42		.2	16	53	.1	.5
KLTX-AM																				
SP '02	32	169	.1	.9	27	179	.1	1.0	42	92	.2	1.8	56	134	.2	1.4	27	75	.1	.8
4-Book	35	176	.2	1.0	22	154	.1	.8	36	79	.2	1.6	35	89	.2	.9	23	64	.1	.7
KLVE-FM																				
SP '02	71	1306	.3	1.9	43	695	.2	1.6	55	182	.2	2.4	64	140	.3	1.6	53	171	.2	1.6
4-Book	104	1563	.4	2.7	76	1018	.3	2.8	92	249	.4	3.9	89	254	.4	2.2	75	203	.3	2.3
KLYY-FM																				
SP '02	44	1061	.2	1.2	42	700	.2	1.6	24	136	.1	1.0	75	276	.3	1.9	54	233	.2	1.6
4-Book	66	1272	.3	1.8	52	828	.2	1.9	36	154	.2	1.6	93	324	.4	2.3	62	231	.3	1.9
KMXN-FM																				
SP '02	24	326	.1	.6	8	189		.3	1	13			20	65	.1	.5	1	11		
4-Book	**	**	**	**	**	**	**	**	**	**	**	**	**	**	**	**	**	**	**	**
KMZT-FM																				
SP '02	15	353	.1	.4	17	243	.1	.6	4	20		.2	27	94	.1	.7	14	54	.1	.4
4-Book	16	376	.1	.4	13	221	.1	.5	16	57	.1	.7	20	61	.1	.5	16	60	.1	.5
KNX -AM																				
SP '02	3	184		.1	3	61		.1									1	12		
4-Book	9	292		.2	4	106		.1	6	29		.3	6	22		.2	3	17		.1
KOST-FM																				
SP '02	65	1352	.3	1.7	53	1003	.2	2.0	61	212	.3	2.6	51	229	.2	1.3	23	190	.1	.7
4-Book	99	1617	.4	2.6	65	1106	.3	2.4	42	170	.2	1.8	82	297	.3	2.0	68	207	.3	2.1
KPLS-AM																				
SP '02	2	37		.1																
4-Book	**	**	**	**	**	**	**	**	**	**	**	**	**	**	**	**	**	**	**	**
KPWR-FM																				
SP '02	571	8575	2.4	15.3	410	6050	1.7	15.3	354	1266	1.5	15.3	612	2738	2.6	15.6	476	1798	2.0	14.5
4-Book	580	8734	2.4	15.2	417	6007	1.8	15.6	360	1335	1.5	15.5	668	2586	2.8	16.5	558	1883	2.4	17.1
KRCD-FM																				
SP '02	13	213	.1	.3	6	105		.2	12	23	.1	.5	9	46		.2	4	23		.1
4-Book	11	214		.3	7	115		.2	9	16	.1	.4	12	37		.3	7	27		.2
KRCV-FM																				
SP '02	4	119		.1	4	62		.1	4	15		.2	11	27		.3	3	12		.1
4-Book	5	144		.1	4	63		.1	3	13		.1	5	13		.1	3	13		.1
KRLA-AM																				
SP '02	3	41		.1																
4-Book	3	45		.1	1	12			1	3		.1						3		
+KRLH-AM																				
SP '02																				
4-Book	**	**	**	**	**	**	**	**	**	**	**	**	**	**	**	**	**	**	**	**

** Station(s) not reported this survey.

* Listener estimates adjusted for reported broadcast schedule.

+ Station(s) changed call letters - see Page 13.

4-Book: Avg. of current and previous 3 surveys.
2-Book: Avg. of most recent 2 surveys.

Target Listener Estimates

		Persons 12-24																				
		Monday-Friday 6AM-7PM				Weekend 6AM-MID				Saturday 6AM-10AM				Saturday 10AM-3PM				Saturday 3PM-7PM				
		AQH (00)	Cume (00)	AQH Rtg	AQH Shr	AQH (00)	Cume (00)	AQH Rtg	AQH Shr	AQH (00)	Cume (00)	AQH Rtg	AQH Shr	AQH (00)	Cume (00)	AQH Rtg	AQH Shr	AQH (00)	Cume (00)	AQH Rtg	AQH Shr	
KROQ-FM																						
	SP '02	414	6278	1.7	11.1	319	4328	1.3	11.9	192	888	.8	8.3	457	1754	1.9	11.7	470	1557	2.0	14.3	
	4-Book	422	6256	1.8	11.1	326	4352	1.4	12.2	227	880	1.0	9.8	484	1807	2.1	12.0	438	1454	1.9	13.4	
KRTH-FM																						
	SP '02	106	1800	.4	2.8	63	1000	.3	2.4	49	201	.2	2.1	99	297	.4	2.5	88	279	.4	2.7	
	4-Book	79	1675	.3	2.1	50	965	.2	1.9	36	165	.2	1.6	87	325	.4	2.1	61	222	.3	1.9	
KSCA-FM																						
	SP '02	142	1490	.6	3.8	83	734	.3	3.1	187	339	.8	8.1	140	394	.6	3.6	70	175	.3	2.1	
	4-Book	139	1389	.6	3.6	65	765	.3	2.4	168	338	.7	7.2	105	350	.5	2.6	50	132	.2	1.5	
KSPN-AM																						
	SP '02		11			2	69		.1	1	15							3	14		.1	
	4-Book	**	**	**	**	**	**	**	**	**	**	**	**	**	**	**	**	**	**	**	**	
KSSC-FM																						
	SP '02	11	243		.3	9	234		.3	12	46	.1	.5	15	74	.1	.4	13	72	.1	.4	
	4-Book	12	236		.3	11	169		.4	8	27	.1	.3	19	57	.1	.5	14	46	.1	.4	
KSSE-FM																						
	SP '02	66	958	.3	1.8	28	549	.1	1.0	24	121	.1	1.0	51	238	.2	1.3	44	212	.2	1.3	
	4-Book	81	1263	.3	2.1	48	712	.2	1.8	50	150	.2	2.1	77	293	.3	1.9	48	187	.2	1.5	
KTNQ-AM																						
	SP '02	6	66		.2	2	41		.1	2	9		.1					8	11		.2	
	4-Book	7	102		.2	3	51		.1	3	12		.1	5	10		.1	3	6		.1	
KTVV-FM																						
	SP '02	26	426	.1	.7	16	238	.1	.6	10	65		.4	19	74	.1	.5	30	43	.1	.9	
	4-Book	25	401	.1	.7	16	224	.1	.6	17	72	.1	.7	22	76	.1	.5	18	43	.1	.6	
KWIZ-FM																						
	SP '02	42	584	.2	1.1	30	412	.1	1.1	10	39		.4	63	197	.3	1.6	55	98	.2	1.7	
	4-Book	43	512	.2	1.1	34	381	.2	1.3	22	73	.1	.9	54	158	.2	1.3	49	122	.2	1.5	
KWKV-AM																						
	SP '02	3	45		.1	1	37							2	12		.1					
	4-Book	5	84		.1	2	43		.1	5	15		.2	3	13		.1	3	7		.1	
KWVE-FM																						
	SP '02	8	191		.2	8	153		.3	14	44	.1	.6	5	43		.1	5	15		.2	
	4-Book	5	122		.1	5	101		.2	8	23		.3	4	23		.1	4	10		.1	
KXOL-FM																						
	SP '02	116	1239	.5	3.1	88	764	.4	3.3	119	273	.5	5.1	143	312	.6	3.7	83	230	.3	2.5	
	4-Book	106	1153	.5	2.8	73	751	.3	2.7	84	214	.4	3.6	125	305	.5	3.1	69	190	.3	2.1	
KXTA-AM																						
	SP '02	17	201	.1	.5	7	105		.3	10	37		.4	6	22		.2	1	17			
	4-Book	12	165	.1	.3	4	97		.2	4	13		.2	4	13		.1	6	25		.2	
KYSR-FM																						
	SP '02	106	2429	.4	2.8	59	1399	.2	2.2	49	227	.2	2.1	106	514	.4	2.7	108	438	.5	3.3	
	4-Book	118	2428	.5	3.1	56	1310	.2	2.1	43	207	.2	1.8	88	431	.4	2.2	85	345	.4	2.6	
KZLA-FM																						
	SP '02	51	912	.2	1.4	31	587	.1	1.2	20	100	.1	.9	76	411	.3	1.9	37	181	.2	1.1	
	4-Book	55	902	.2	1.4	33	550	.2	1.2	22	101	.1	1.0	63	277	.3	1.5	39	180	.2	1.2	
KGGI-FM																						
	SP '02	33	1126	.1	.9	31	662	.1	1.2	15	109	.1	.6	29	246	.1	.7	35	153	.1	1.1	
	4-Book	**	**	**	**	**	**	**	**	**	**	**	**	**	**	**	**	**	**	**	**	
XTRA-AM																						
	SP '02	8	128		.2	1	30											1	16			
	4-Book	4	89		.1	1	36			1	3			1	5			3	11		.1	
TOTALS																						
	SP '02	3726	21947	15.7		2677	18326	11.3		2320	6826	9.8		3911	10783	16.5		3281	8746	13.8		
	4-Book	3824	22222	16.1		2681	18582	11.3		2331	6818	9.8		4054	10755	17.0		3258	8655	13.7		

** Station(s) not reported this survey.

* Listener estimates adjusted for reported broadcast schedule.

+ Station(s) changed call letters - see Page 13.

4-Book: Avg. of current and previous 3 surveys.
2-Book: Avg. of most recent 2 surveys.

Target Listener Estimates

Persons 12-24

Target Listener Estimates - Persons 12-24

	Saturday 7PM-MID				Sunday 6AM-10AM				Sunday 10AM-3PM				Sunday 3PM-7PM				Sunday 7PM-MID							
	AQH (00)	Cume (00)	AQH Rtg	AQH Shr	AQH (00)	Cume (00)	AQH Rtg	AQH Shr	AQH (00)	Cume (00)	AQH Rtg	AQH Shr	AQH (00)	Cume (00)	AQH Rtg	AQH Shr	AQH (00)	Cume (00)	AQH Rtg	AQH Shr				
KABC-AM																								
SP '02	5	14		.2					3	29		.1					4	29		.2	4	14		.2
4-Book	4	7		.1	2	10		.1	1	10		.1	2	10		.1	1	4		.1				
KBIG-FM																								
SP '02	22	117	.1	.9	43	124	.2	2.4	32	135	.1	1.1	21	96	.1	.8	7	63		.3				
4-Book	32	129	.1	1.3	30	101	.2	1.7	40	147	.2	1.3	30	127	.1	1.2	25	133	.1	1.3				
KBLA-AM																								
SP '02									3	10		.1												
4-Book	1	3		.1	1	6		.1	5	19		.2	3	10		.2	3	9		.1				
KBUA-FM																								
SP '02	7	22		.3	6	25		.3	22	50	.1	.8	1	11			2	12		.1				
4-Book	6	26		.3	8	21	.1	.5	23	51	.1	.8	11	29	.1	.5	7	26		.3				
KBUE-FM																								
SP '02	83	234	.3	3.3	100	221	.4	5.6	152	390	.6	5.4	127	318	.5	4.9	90	239	.4	4.3				
4-Book	96	277	.4	3.9	73	189	.3	4.2	145	408	.6	5.0	100	278	.4	4.0	66	215	.3	3.2				
KCBS-FM																								
SP '02	50	140	.2	2.0	17	105	.1	1.0	44	257	.2	1.6	53	188	.2	2.0	43	157	.2	2.1				
4-Book	35	141	.2	1.4	12	61	.1	.8	36	201	.2	1.3	43	181	.2	1.7	27	113	.1	1.3				
KDIS-AM																								
SP '02	35	138	.1	1.4	27	122	.1	1.5	23	86	.1	.8	17	100	.1	.7	14	54	.1	.7				
4-Book	**	**	**	**	**	**	**	**	**	**	**	**	**	**	**	**	**	**	**	**	**	**	**	**
KFI -AM																								
SP '02	4	31		.2	13	30	.1	.7	11	64		.4	1	20			12	29	.1	.6				
4-Book	6	26		.3	14	37	.1	.9	11	37		.4	2	17		.1	5	17		.3				
KFSH-FM																								
SP '02	8	52		.3	22	137	.1	1.2	16	129	.1	.6	26	91	.1	1.0	15	79	.1	.7				
4-Book	9	49		.4	18	116	.1	1.1	29	148	.1	1.0	21	79	.1	.8	10	69		.5				
KFWB-AM																								
SP '02	3	14		.1	4	15		.2	3	15		.1					2	17		.1				
4-Book	3	25		.1	4	15		.2	3	17		.1	4	22		.1	2	17		.1				
+KHHT-FM																								
SP '02	98	405	.4	3.9	58	184	.2	3.2	70	374	.3	2.5	106	393	.4	4.1	198	461	.8	9.6				
4-Book	119	398	.5	4.8	56	157	.2	3.3	102	387	.4	3.5	122	408	.5	4.9	220	501	.9	11.0				
KHJ -AM																								
SP '02	2	11		.1					5	10		.2	2	7		.1	5	11		.3				
4-Book	6	19		.3	4	13		.2	5	10		.2	2	7		.1	5	11		.3				
KIIS-FM																								
SP '02	312	1333	1.3	12.5	198	708	.8	11.1	315	1365	1.3	11.3	301	1139	1.3	11.5	210	917	.9	10.1				
4-Book	260	1126	1.1	10.4	192	744	.8	11.3	348	1445	1.5	11.9	274	1044	1.2	11.0	209	883	.9	10.4				
KVVS-FM																								
SP '02	6	23		.2	12	23	.1	.7	11	40		.4	9	48		.3	2	24		.1				
4-Book	8	29		.3	5	16		.3	12	47	.1	.4	9	40		.4	4	18		.2				
KJLH-FM																								
SP '02	6	36		.2	50	167	.2	2.8	113	269	.5	4.0	79	125	.3	3.0	27	88	.1	1.3				
4-Book	15	68	.1	.6	60	166	.2	3.6	82	207	.4	2.9	54	106	.2	2.1	20	66	.1	1.0				
KKBT-FM																								
SP '02	216	897	.9	8.6	113	462	.5	6.3	193	920	.8	6.9	251	976	1.1	9.6	170	738	.7	8.2				
4-Book	202	811	.9	8.1	100	346	.4	5.8	170	781	.7	5.9	234	827	1.0	9.4	177	681	.7	8.8				
KKLA-FM																								
SP '02	6	29		.2	1	8		.1	1	14		.1	3	17		.1	3	14		.1				
4-Book	13	22	.1	.5	2	11		.2	4	21		.1	3	14		.1	5	13		.2				

** Station(s) not reported this survey.

* Listener estimates adjusted for reported broadcast schedule.

+ Station(s) changed call letters - see Page 13.

4-Book: Avg. of current and previous 3 surveys.
2-Book: Avg. of most recent 2 surveys.

Target Listener Estimates

Persons 12-24																			
Saturday 7PM-MID				Sunday 6AM-10AM				Sunday 10AM-3PM				Sunday 3PM-7PM				Sunday 7PM-MID			
AQH (00)	Cume (00)	AQH Rtg	AQH Shr	AQH (00)	Cume (00)	AQH Rtg	AQH Shr	AQH (00)	Cume (00)	AQH Rtg	AQH Shr	AQH (00)	Cume (00)	AQH Rtg	AQH Shr	AQH (00)	Cume (00)	AQH Rtg	AQH Shr
KLAC-AM																			
SP '02	6	15	.2	4	14	.2	19	47	.1	.7	71	158	.3	2.7	21	109	.1	1.0	
4-Book	3	19	.1	2	7	.1	7	20	.2	.2	21	52	.1	.8	8	39		.4	
KLAX-FM																			
SP '02	122	282	.5	91	204	.4	5.1	115	306	.5	4.1	110	243	.5	4.2	78	210	.3	3.8
4-Book	95	267	.4	77	220	.3	4.5	97	322	.4	3.4	91	263	.4	3.6	70	203	.3	3.5
KLOS-FM																			
SP '02	52	167	.2	24	98	.1	1.3	26	153	.1	.9	38	146	.2	1.5	33	174	.1	1.6
4-Book	34	133	.1	24	87	.1	1.4	34	143	.2	1.2	21	101	.1	.9	20	101	.1	1.0
KLSX-FM																			
SP '02	2	18	.1	27	95	.1	1.5	13	55	.1	.5					8	42		.4
4-Book	4	16	.2	20	56	.1	1.2	15	65	.1	.5	15	37	.1	.6	6	28		.3
KLTX-AM																			
SP '02	3	35	.1	32	88	.1	1.8	38	82	.2	1.4	17	71	.1	.7	1	11		
4-Book	12	42	.1	23	62	.1	1.3	24	77	.1	.9	16	52	.1	.7	9	42		.5
KLVE-FM																			
SP '02	46	183	.2	27	116	.1	1.5	39	168	.2	1.4	41	102	.2	1.6	23	93	.1	1.1
4-Book	107	312	.4	46	159	.2	2.8	85	237	.4	2.9	64	161	.3	2.6	43	143	.2	2.2
KLYY-FM																			
SP '02	34	146	.1	9	48		.5	56	202	.2	2.0	47	130	.2	1.8	32	149	.1	1.5
4-Book	44	194	.2	27	100	.1	1.6	68	249	.3	2.3	47	169	.2	1.9	29	125	.1	1.5
KMXN-FM																			
SP '02	10	59	.4	3	26		.2	13	50	.1	.5	7	46		.3	7	40		.3
4-Book	**	**	**	**	**	**	**	**	**	**	**	**	**	**	**	**	**	**	**
KMZT-FM																			
SP '02	12	57	.1	6	20		.3	32	105	.1	1.1	33	74	.1	1.3	3	20		.1
4-Book	10	39	.1	7	27		.4	14	65	.1	.5	15	41	.1	.6	9	37		.5
KNX -AM																			
SP '02	4	18	.2	2	9		.1	7	17		.3	3	14		.1	6	32		.3
4-Book	4	25	.2	2	9		.1	6	27		.2	1	8		.1	2	15		.1
KOST-FM																			
SP '02	78	291	.3	40	122	.2	2.2	48	216	.2	1.7	38	132	.2	1.5	79	303	.3	3.8
4-Book	84	286	.4	41	138	.2	2.3	59	255	.3	2.0	54	181	.2	2.2	78	324	.3	3.9
KPLS-AM																			
SP '02	**	**	**	**	**	**	**	**	**	**	**	**	**	**	**	**	**	**	**
4-Book	**	**	**	**	**	**	**	**	**	**	**	**	**	**	**	**	**	**	**
KPWR-FM																			
SP '02	403	1606	1.7	247	898	1.0	13.8	403	1516	1.7	14.4	412	1467	1.7	15.8	340	1277	1.4	16.4
4-Book	430	1662	1.8	248	866	1.0	14.7	388	1592	1.6	13.3	369	1324	1.6	14.8	283	1075	1.2	14.0
KRCD-FM																			
SP '02	5	12	.2	3	11		.2	11	47		.4	3	11		.1	2	12		.1
4-Book	5	13	.2	8	13		.5	10	45		.4	3	14		.1	3	19		.2
KRCV-FM																			
SP '02	4	10	.2	8	13		.4	3	13		.1					1	12		
4-Book	6	20	.3	4	10		.2	6	16		.2	3	12		.1	1	9		.1
KRLA-AM																			
SP '02				2	6		.1	2	9		.1								
4-Book																			
+KRLH-AM																			
SP '02	**	**	**	**	**	**	**	**	**	**	**	**	**	**	**	**	**	**	**
4-Book	**	**	**	**	**	**	**	**	**	**	**	**	**	**	**	**	**	**	**

** Station(s) not reported this survey.

* Listener estimates adjusted for reported broadcast schedule.

+ Station(s) changed call letters - see Page 13.

4-Book: Avg. of current and previous 3 surveys.
2-Book: Avg. of most recent 2 surveys.

Target Listener Estimates

Persons 12-24

Target Listener Estimates - Persons 12-24

	Saturday 7PM-MID				Sunday 6AM-10AM				Sunday 10AM-3PM				Sunday 3PM-7PM				Sunday 7PM-MID			
	AQH (00)	Cume (00)	AQH Rtg	AQH Shr	AQH (00)	Cume (00)	AQH Rtg	AQH Shr	AQH (00)	Cume (00)	AQH Rtg	AQH Shr	AQH (00)	Cume (00)	AQH Rtg	AQH Shr	AQH (00)	Cume (00)	AQH Rtg	AQH Shr
KROQ-FM																				
SP '02	292	1158	1.2	11.7	165	661	.7	9.2	313	1308	1.3	11.2	339	1228	1.4	13.0	299	1055	1.3	14.4
4-Book	311	1190	1.3	12.5	161	643	.7	9.5	375	1426	1.6	12.9	308	1119	1.3	12.3	272	1010	1.2	13.5
KRTH-FM																				
SP '02	46	168	.2	1.8	40	131	.2	2.2	71	270	.3	2.5	51	236	.2	2.0	56	185	.2	2.7
4-Book	40	159	.2	1.6	30	105	.2	1.7	67	283	.3	2.3	49	171	.2	2.0	26	109	.1	1.3
KSCA-FM																				
SP '02	47	120	.2	1.9	99	213	.4	5.5	66	201	.3	2.4	49	127	.2	1.9	21	104	.1	1.0
4-Book	30	101	.1	1.2	69	154	.3	4.0	56	187	.2	1.9	39	122	.2	1.5	15	65	.1	.8
KSPN-AM																				
SP '02	3	15	.1	.1					5	23	.2	.2					4	16	.2	.2
4-Book	**	**	**	**	**	**	**	**	**	**	**	**	**	**	**	**	**	**	**	**
KSSC-FM																				
SP '02	11	48	.4	.4	6	14	.3	.3	14	65	.1	.5	1	17						
4-Book	7	34	.3	.3	6	19	.3	.3	21	55	.1	.7	9	35	.4	.4	2	8	.1	.1
KSSS-FM																				
SP '02	28	96	.1	1.1	15	32	.1	.8	44	142	.2	1.6	11	33	.4	.4	4	22	.2	.2
4-Book	41	152	.2	1.6	40	108	.2	2.3	52	213	.2	1.8	40	131	.2	1.6	29	129	.1	1.4
KTNQ-AM																				
SP '02	2	11	.1	.1					4	11	.1	.1	2	9	.1	.1				
4-Book	3	13	.2	.2	2	8	.2	.2	5	16	.2	.2	3	8	.1	.1	2	10	.1	.1
KTWV-FM																				
SP '02	18	56	.1	.7	21	35	.1	1.2	10	41	.4	.4	10	34	.4	.4	9	49	.4	.4
4-Book	17	51	.1	.7	12	32	.1	.7	20	60	.1	.7	10	39	.4	.4	13	38	.7	.7
KWIZ-FM																				
SP '02	18	99	.1	.7	13	50	.1	.7	25	60	.1	.9	42	114	.2	1.6	13	59	.1	.6
4-Book	34	118	.1	1.4	22	63	.1	1.3	35	82	.2	1.2	32	87	.2	1.3	26	70	.1	1.3
KWKW-AM																				
SP '02									8	25	.3	.3	1	11						
4-Book									6	21	.2	.2		3			1	3	.1	.1
KWVE-FM																				
SP '02	8	15	.3	.3	20	86	.1	1.1	12	49	.1	.4	1	15						
4-Book	10	22	.4	.4	6	28	.3	.3	6	22	.2	.2	3	17	.1	.1	4	13	.2	.2
KXDL-FM																				
SP '02	67	157	.3	2.7	68	127	.3	3.8	117	270	.5	4.2	52	153	.2	2.0	53	125	.2	2.6
4-Book	46	143	.2	1.9	54	144	.2	3.2	99	261	.4	3.4	62	174	.3	2.5	39	110	.2	1.9
KXTA-AM																				
SP '02	9	62	.4	.4					5	13	.2	.2	18	48	.1	.7	4	22	.2	.2
4-Book	4	27	.2	.2					5	26	.2	.2	8	23	.3	.3	3	13	.1	.1
KYSR-FM																				
SP '02	62	357	.3	2.5	33	187	.1	1.8	37	278	.2	1.3	52	225	.2	2.0	28	102	.1	1.4
4-Book	45	263	.2	1.8	35	150	.1	2.1	56	308	.2	1.9	57	251	.2	2.3	41	201	.2	2.1
KZLA-FM																				
SP '02	17	125	.1	.7	14	89	.1	.8	45	151	.2	1.6	19	67	.1	.7	11	76	.1	.5
4-Book	21	100	.1	.9	17	86	.1	1.0	52	163	.2	1.8	28	106	.1	1.1	18	80	.1	.9
KGGI-FM																				
SP '02	58	167	.2	2.3	17	83	.1	1.0	32	141	.1	1.1	33	165	.1	1.3	24	55	.1	1.2
4-Book	**	**	**	**	**	**	**	**	**	**	**	**	**	**	**	**	**	**	**	**
XTRA-AM																				
SP '02													11	14	.4	.4				
4-Book	2	5	.1	.1	1	1	.1	.1	2	7	.1	.1	4	13	.2	.2	1	3	.1	.1
TOTALS																				
SP '02	2499	7390	10.5	10.5	1788	5230	7.5	7.5	2795	8072	11.8	11.8	2607	6943	11.0	11.0	2070	6165	8.7	8.7
4-Book	2480	7456	10.4	10.4	1703	5090	7.1	7.1	2917	8410	12.3	12.3	2498	6930	10.5	10.5	2015	6137	8.5	8.5

** Station(s) not reported this survey.

* Listener estimates adjusted for reported broadcast schedule.

+ Station(s) changed call letters - see Page 13.

4-Book: Avg. of current and previous 3 surveys.
2-Book: Avg. of most recent 2 surveys.

Target Listener Trends

Persons 18-34																				
Monday-Sunday 6AM-MID				Monday-Friday 6AM-10AM				Monday-Friday 10AM-3PM				Monday-Friday 3PM-7PM				Monday-Friday 7PM-MID				
AQH (00)	Cume (00)	AQH Rtg	AQH Shr	AQH (00)	Cume (00)	AQH Rtg	AQH Shr	AQH (00)	Cume (00)	AQH Rtg	AQH Shr	AQH (00)	Cume (00)	AQH Rtg	AQH Shr	AQH (00)	Cume (00)	AQH Rtg	AQH Shr	
KRLA-AM																				
SP '02	3	118	.1	6	59	.1	8	74	.1	1	15	15								
WI '02	10	227	.2	16	128	.2	27	152	.1	4	13	105	.2	1	31					
FA '01	9	213	.2	18	103	.1	2	19	110	.1	3	8	75	.1	2	30			.1	
SU '01	6	173	.1	6	76	.1	1	16	89	.2	8	43	.1							
4-Book	7	183	.2	12	92	.2	18	106	.1	.3	8	60	.1	1	19					
SP '01	13	183	.2	22	132	.1	3	25	94	.1	3	12	92	.2	10	36			.3	
+KRLH-AM																				
SP '02	**	**	**	**	**	**	**	**	**	**	**	**	**	**	**	**	**	**	**	
WI '02	**	**	**	**	**	**	**	**	**	**	**	**	**	**	**	**	**	**	**	
FA '01	**	**	**	**	**	**	**	**	**	**	**	**	**	**	**	**	**	**	**	
SU '01	**	**	**	**	**	**	**	**	**	**	**	**	**	**	**	**	**	**	**	
4-Book	**	**	**	**	**	**	**	**	**	**	**	**	**	**	**	**	**	**	**	
SP '01	**	**	**	**	**	**	**	**	**	**	**	**	**	**	**	**	**	**	**	
KROQ-FM																				
SP '02	438	8124	1.3	7.8	637	4111	1.9	7.9	490	4234	1.5	6.2	544	4883	1.6	8.1	344	3549	1.0	10.9
WI '02	487	8501	1.5	9.1	747	4380	2.3	9.7	623	4673	1.9	8.3	613	5387	1.9	9.3	241	3094	.7	8.8
FA '01	461	8207	1.4	8.5	761	4339	2.3	9.8	544	4684	1.7	7.3	499	4696	1.5	7.6	306	3458	.9	10.2
SU '01	471	7981	1.4	8.4	690	3954	2.0	8.9	647	4211	1.9	8.1	545	4591	1.6	8.1	269	3157	.8	8.5
4-Book	464	8203	1.4	8.5	709	4196	2.1	9.1	576	4451	1.8	7.5	550	4889	1.7	8.3	290	3315	.9	9.6
SP '01	489	7552	1.4	8.5	670	4071	2.0	8.4	640	4031	1.9	7.9	630	4429	1.9	9.1	339	3127	1.0	10.6
KRTH-FM																				
SP '02	108	2473	.3	1.9	121	1073	.4	1.5	189	1152	.6	2.4	135	1037	.4	2.0	49	660	.1	1.6
WI '02	87	2720	.3	1.6	91	971	.3	1.2	155	1183	.5	2.1	108	1302	.3	1.6	39	799	.1	1.4
FA '01	71	2473	.2	1.3	62	872	.2	.8	121	1170	.4	1.6	92	955	.3	1.4	28	580	.1	.9
SU '01	90	2564	.3	1.6	87	854	.3	1.1	147	1270	.4	1.8	103	1278	.3	1.5	48	660	.1	1.5
4-Book	89	2558	.3	1.6	90	943	.3	1.2	153	1194	.5	2.0	110	1143	.3	1.6	41	675	.1	1.4
SP '01	79	2755	.2	1.4	86	971	.3	1.1	116	1170	.3	1.4	97	1203	.3	1.4	34	699	.1	1.1
KSCA-FM																				
SP '02	331	3798	1.0	5.9	814	2550	2.5	10.1	469	2495	1.4	5.9	180	1332	.5	2.7	106	878	.3	3.4
WI '02	274	3495	.8	5.1	655	2341	2.0	8.5	364	1885	1.1	4.8	176	1424	.5	2.7	115	956	.3	4.2
FA '01	263	3282	.8	4.9	683	2276	2.1	8.8	421	2123	1.3	5.6	137	1088	.4	2.1	49	516	.1	1.6
SU '01	309	3862	.9	5.5	758	2719	2.2	9.7	383	2250	1.1	4.8	212	1247	.6	3.1	103	872	.3	3.3
4-Book	294	3609	.9	5.4	728	2472	2.2	9.3	409	2188	1.2	5.3	176	1273	.5	2.7	93	806	.3	3.1
SP '01	382	4304	1.1	6.7	860	2907	2.5	10.7	557	2545	1.6	6.9	271	1492	.8	3.9	165	1213	.5	5.2
KSPN-AM																				
SP '02	12	281	.2	9	88	.1	18	117	.1	2	19	117	.1	3	4	92			.1	
WI '02	**	**	**	**	**	**	**	**	**	**	**	**	**	**	**	**	**	**	**	
FA '01	**	**	**	**	**	**	**	**	**	**	**	**	**	**	**	**	**	**	**	
SU '01	**	**	**	**	**	**	**	**	**	**	**	**	**	**	**	**	**	**	**	
4-Book	**	**	**	**	**	**	**	**	**	**	**	**	**	**	**	**	**	**	**	
SP '01	**	**	**	**	**	**	**	**	**	**	**	**	**	**	**	**	**	**	**	
KSSC-FM																				
SP '02	20	561	.1	.4	31	331	.1	.4	27	273	.1	.3	16	236	.2	10	155		.3	
WI '02	25	516	.1	.5	19	232	.1	.2	32	243	.1	.4	32	292	.1	.5	21	244	.1	.8
FA '01	31	613	.1	.6	32	297	.1	.4	44	298	.1	.6	41	363	.1	.6	11	144		.4
SU '01	19	590	.1	.3	18	181	.1	.2	20	216	.1	.2	23	287	.1	.3	13	179		.4
4-Book	24	570	.1	.5	25	260	.1	.3	31	258	.1	.4	28	295	.1	.4	14	181	.5	
SP '01	16	539	.3	24	255	.1	.3	18	238	.1	.2	20	242	.1	.3	8	146		.3	
KSSE-FM																				
SP '02	131	2335	.4	2.3	154	1034	.5	1.9	226	1262	.7	2.9	153	1170	.5	2.3	57	562	.2	1.8
WI '02	118	2425	.4	2.2	216	1301	.7	2.8	140	1227	.4	1.9	146	1153	.4	2.2	46	571	.1	1.7
FA '01	129	2691	.4	2.4	201	1497	.6	2.6	165	1349	.5	2.2	152	1355	.5	2.3	62	808	.2	2.1
SU '01	159	2815	.5	2.8	251	1414	.7	3.2	203	1459	.6	2.5	200	1644	.6	3.0	75	728	.2	2.4
4-Book	134	2567	.4	2.4	206	1312	.6	2.6	184	1324	.6	2.4	163	1331	.5	2.5	60	667	.2	2.0
SP '01	131	2886	.4	2.3	164	1354	.5	2.0	199	1570	.6	2.5	168	1429	.5	2.4	53	782	.2	1.7

** Station(s) not reported this survey.

* Listener estimates adjusted for reported broadcast schedule.

+ Station(s) changed call letters - see Page 13.

4-Book: Avg. of current and previous 3 surveys.
2-Book: Avg. of most recent 2 surveys.

Target Listener Trends

Persons 18-34																				
Monday-Sunday 6AM-MID				Monday-Friday 6AM-10AM				Monday-Friday 10AM-3PM				Monday-Friday 3PM-7PM				Monday-Friday 7PM-MID				
AQH (00)	Cume (00)	AQH Rtg	AQH Shr	AQH (00)	Cume (00)	AQH Rtg	AQH Shr	AQH (00)	Cume (00)	AQH Rtg	AQH Shr	AQH (00)	Cume (00)	AQH Rtg	AQH Shr	AQH (00)	Cume (00)	AQH Rtg	AQH Shr	
KZLA-FM																				
SP '02	88	1791	.3	1.6	114	880	.3	1.4	150	1019	.5	1.9	133	1104	.4	2.0	26	558	.1	.8
WI '02	95	1611	.3	1.8	137	905	.4	1.8	126	870	.4	1.7	122	1036	.4	1.9	32	426	.1	1.2
FA '01	87	1759	.3	1.6	103	773	.3	1.3	115	866	.3	1.5	141	1225	.4	2.2	51	768	.2	1.7
SU '01	94	1824	.3	1.7	93	871	.3	1.2	133	1111	.4	1.7	124	1123	.4	1.8	54	564	.2	1.7
4-Book	91	1746	.3	1.7	112	857	.3	1.4	131	967	.4	1.7	130	1122	.4	2.0	41	579	.2	1.4
SP '01	95	1813	.3	1.7	128	1043	.4	1.6	152	933	.4	1.9	97	944	.3	1.4	47	669	.1	1.5
KGGI-FM																				
SP '02	29	1179	.1	.5	21	354	.1	.3	37	491	.1	.5	38	602	.1	.6	20	390	.1	.6
WI '02	31	1389	.1	.6	32	399	.1	.4	31	507	.1	.4	34	635	.1	.5	28	426	.1	1.0
FA '01	**	**	**	**	**	**	**	**	**	**	**	**	**	**	**	**	**	**	**	**
SU '01	32	1420	.1	.6	29	463	.1	.4	42	704	.1	.5	42	645	.1	.6	24	310	.1	.8
4-Book	**	**	**	**	**	**	**	**	**	**	**	**	**	**	**	**	**	**	**	**
SP '01	**	**	**	**	**	**	**	**	**	**	**	**	**	**	**	**	**	**	**	**
XTRA-AM																				
SP '02	15	403		.3	15	120		.2	36	234	.1	.5	24	208	.1	.4	5	30		.2
WI '02	19	534	.1	.4	11	151		.1	46	246	.1	.6	45	331	.1	.7	1	71		
FA '01	22	613	.1	.4	25	218	.1	.3	46	293	.1	.6	37	366	.1	.6	7	69		.2
SU '01	23	671	.1	.4	20	220	.1	.3	47	240	.1	.6	46	438	.1	.7	3	71		.1
4-Book	20	555	.1	.4	18	177	.1	.2	44	253	.1	.6	38	336	.1	.6	4	60		.1
SP '01	26	732	.1	.5	33	251	.1	.4	44	298	.1	.5	46	319	.1	.7	8	204		.3
TOTALS																				
SP '02	5649	31920	17.1		8039	26920	24.3		7919	25948	24.0		6733	27307	20.4		3149	19824	9.5	
WI '02	5362	31821	16.2		7671	27437	23.2		7538	25080	22.8		6584	26945	19.9		2743	18730	8.3	
FA '01	5417	31849	16.5		7791	26882	23.7		7503	25804	22.8		6533	26345	19.8		3000	20062	9.1	
SU '01	5637	32517	16.7		7792	27296	23.0		8027	26626	23.7		6765	27596	20.0		3163	19865	9.4	
4-Book	5516	32027	16.6		7823	27134	23.6		7747	25865	23.3		6654	27048	20.0		3014	19620	9.1	
SP '01	5723	32853	16.9		8002	28227	23.7		8059	26303	23.8		6939	27523	20.5		3193	20103	9.4	

** Station(s) not reported this survey.

* Listener estimates adjusted for reported broadcast schedule.

+ Station(s) changed call letters - see Page 13.

4-Book: Avg. of current and previous 3 surveys.
2-Book: Avg. of most recent 2 surveys.

Target Listener Estimates

Target Listener Estimates - Persons 18-34

	Persons 18-34																			
	Monday-Friday 6AM-7PM				Weekend 6AM-MID				Saturday 6AM-10AM				Saturday 10AM-3PM				Saturday 3PM-7PM			
	AQH (00)	Cume (00)	AQH Rtg	AQH Shr	AQH (00)	Cume (00)	AQH Rtg	AQH Shr	AQH (00)	Cume (00)	AQH Rtg	AQH Shr	AQH (00)	Cume (00)	AQH Rtg	AQH Shr	AQH (00)	Cume (00)	AQH Rtg	AQH Shr
KABC-AM																				
SP '02	31	445	.1	.4	15	238	.4		1	15			36	121	.1	.6	6	25	.1	
4-Book	29	423	.1	.4	9	146	.3		9	21	.2		18	63	.1	.3	9	32	.1	.2
KBIG-FM																				
SP '02	240	3141	.7	3.2	99	1477	.3	2.6	86	216	.3	2.0	230	587	.7	3.6	134	411	.4	2.8
4-Book	249	3087	.8	3.4	95	1549	.3	2.5	82	267	.3	2.0	187	598	.6	3.0	120	414	.4	2.6
KBLA-AM																				
SP '02	64	506	.2	.8	28	262	.1	.7	18	46	.1	.4	64	105	.2	1.0	25	75	.1	.5
4-Book	76	582	.3	1.0	32	300	.1	.8	14	33	.1	.4	50	114	.1	.8	49	108	.2	1.1
KBUA-FM																				
SP '02	41	381	.1	.5	16	169	.4		22	64	.1	.5	17	68	.1	.3	34	89	.1	.7
4-Book	40	312	.1	.5	24	204	.1	.6	32	77	.1	.8	41	98	.1	.7	25	63	.1	.5
KBUE-FM																				
SP '02	295	2359	.9	3.9	175	1427	.5	4.5	219	440	.7	5.1	249	640	.8	3.9	203	496	.6	4.3
4-Book	245	2247	.8	3.3	150	1406	.4	3.9	189	426	.6	4.6	247	622	.7	3.9	190	498	.6	4.1
KCBS-FM																				
SP '02	137	2515	.4	1.8	65	1221	.2	1.7	48	222	.1	1.1	83	402	.3	1.3	122	411	.4	2.6
4-Book	135	2255	.4	1.8	59	1200	.2	1.6	51	197	.2	1.2	96	426	.3	1.6	86	360	.3	1.9
KDIS-AM																				
SP '02	15	520	.2	.2	12	272	.3		15	79	.4		22	58	.1	.3	15	51	.3	
4-Book	**	**	**	**	**	**	**	**	**	**	**	**	**	**	**	**	**	**	**	**
KFI -AM																				
SP '02	65	879	.2	.9	16	345	.4		27	117	.1	.6	12	88	.2		9	34	.2	
4-Book	85	1041	.3	1.2	25	390	.1	.7	41	128	.1	1.0	33	137	.1	.5	18	66	.1	.4
KFSH-FM																				
SP '02	40	497	.1	.5	31	397	.1	.8	25	87	.1	.6	47	190	.1	.7	33	120	.1	.7
4-Book	42	611	.1	.6	25	414	.1	.7	20	97	.1	.5	34	150	.1	.6	29	106	.1	.7
KFWB-AM																				
SP '02	34	817	.1	.4	10	292	.3		24	82	.1	.6	3	43			14	65	.3	
4-Book	40	908	.1	.5	13	385	.4		18	101	.1	.5	16	111	.1	.3	14	74	.3	
+KHHT-FM																				
SP '02	270	3099	.8	3.6	132	1916	.4	3.4	77	289	.2	1.8	196	694	.6	3.1	203	676	.6	4.3
4-Book	260	3094	.8	3.5	158	2054	.5	4.2	133	421	.4	3.3	226	757	.7	3.6	194	609	.6	4.2
KHJ -AM																				
SP '02	51	626	.2	.7	26	208	.1	.7	26	53	.1	.6	51	92	.2	.8	40	92	.1	.8
4-Book	43	468	.2	.6	19	193	.1	.5	31	66	.1	.8	36	80	.1	.6	25	70	.1	.5
KIIS-FM																				
SP '02	350	6767	1.1	4.6	224	3919	.7	5.8	212	768	.6	5.0	304	1483	.9	4.8	285	1189	.9	6.0
4-Book	384	6603	1.2	5.2	221	3976	.7	5.8	202	799	.6	4.9	342	1528	1.0	5.5	256	998	.8	5.6
KVVS-FM																				
SP '02	23	310	.1	.3	15	176	.4		12	59	.3		30	106	.1	.5	37	94	.1	.8
4-Book	13	184	.2		10	109	.3		8	40	.2		23	59	.1	.4	20	45	.1	.4
KJLH-FM																				
SP '02	52	918	.2	.7	61	782	.2	1.6	19	67	.1	.4	28	97	.1	.4	51	190	.2	1.1
4-Book	64	894	.2	.9	70	782	.2	1.9	34	103	.1	.8	73	201	.2	1.2	59	172	.2	1.3
KKBT-FM																				
SP '02	341	4637	1.0	4.5	170	2991	.5	4.4	158	581	.5	3.7	307	1338	.9	4.8	239	863	.7	5.1
4-Book	401	4891	1.2	5.4	195	2895	.6	5.2	190	597	.6	4.6	313	1166	.9	5.0	278	910	.9	6.1
KKLA-FM																				
SP '02	10	247	.1	.1	7	124	.2		2	14							14	34	.3	
4-Book	16	255	.1	.2	5	82	.2		2	10			3	16			7	18	.2	

** Station(s) not reported this survey.

* Listener estimates adjusted for reported broadcast schedule.

+ Station(s) changed call letters - see Page 13.

4-Book: Avg. of current and previous 3 surveys.
2-Book: Avg. of most recent 2 surveys.

Target Listener Estimates

Persons 18-34																				
Monday-Friday 6AM-7PM				Weekend 6AM-MID				Saturday 6AM-10AM				Saturday 10AM-3PM				Saturday 3PM-7PM				
AQH (00)	Cume (00)	AQH Rtg	AQH Shr	AQH (00)	Cume (00)	AQH Rtg	AQH Shr	AQH (00)	Cume (00)	AQH Rtg	AQH Shr	AQH (00)	Cume (00)	AQH Rtg	AQH Shr	AQH (00)	Cume (00)	AQH Rtg	AQH Shr	
KLAC-AM																				
SP '02	22	472	.1	.3	25	436	.1	.6					2	15			18	39	.1	.4
4-Book	17	330	.1	.2	13	219		.3	10	14		.3	11	37		.2	13	38	.1	.3
KLAX-FM																				
SP '02	303	2838	.9	4.0	227	2172	.7	5.9	221	556	.7	5.2	356	814	1.1	5.6	217	604	.7	4.6
4-Book	265	2808	.8	3.6	187	1903	.6	5.0	206	544	.7	5.0	313	816	1.0	5.0	226	599	.7	4.9
KLOS-FM																				
SP '02	158	2505	.5	2.1	80	1402	.2	2.1	76	306	.2	1.8	94	456	.3	1.5	106	344	.3	2.2
4-Book	160	2431	.5	2.2	70	1292	.2	1.9	68	249	.2	1.6	126	496	.4	2.0	102	402	.3	2.2
KLSX-FM																				
SP '02	326	2250	1.0	4.3	29	530	.1	.7	27	104	.1	.6	41	121	.1	.6	51	189	.2	1.1
4-Book	317	2479	1.0	4.3	33	554	.1	.9	52	127	.2	1.2	38	124	.1	.6	45	151	.1	1.0
KLTX-AM																				
SP '02	57	322	.2	.8	47	269	.1	1.2	63	138	.2	1.5	94	184	.3	1.5	58	101	.2	1.2
4-Book	60	300	.2	.8	36	237	.1	1.0	58	128	.2	1.4	56	133	.2	.9	31	76	.1	.7
KLVE-FM																				
SP '02	320	3394	1.0	4.2	166	1982	.5	4.3	240	647	.7	5.6	328	774	1.0	5.2	155	424	.5	3.3
4-Book	311	3478	.9	4.2	190	2187	.6	5.0	239	612	.7	5.8	309	753	.9	4.9	173	468	.5	3.8
KLYY-FM																				
SP '02	100	1864	.3	1.3	64	1145	.2	1.7	65	219	.2	1.5	94	381	.3	1.5	81	322	.2	1.7
4-Book	124	1920	.4	1.7	76	1143	.2	2.0	63	224	.2	1.5	144	472	.4	2.3	98	353	.3	2.1
KMXN-FM																				
SP '02	65	557	.2	.9	13	251		.3	8	44		.2	25	84	.1	.4	5	15		.1
4-Book	**	**	**	**	**	**	**	**	**	**	**	**	**	**	**	**	**	**	**	**
KMZT-FM																				
SP '02	13	495		.2	12	299		.3	1	14			21	95	.1	.3	23	68	.1	.5
4-Book	37	652	.1	.5	17	365	.1	.5	16	56	.1	.4	24	92	.1	.4	28	104	.1	.6
KNX -AM																				
SP '02	41	801	.1	.5	18	358	.1	.5	20	80	.1	.5	42	112	.1	.7	30	79	.1	.6
4-Book	41	888	.1	.5	15	405		.4	20	99	.1	.5	25	102	.1	.4	20	81	.1	.4
KOST-FM																				
SP '02	254	2996	.8	3.3	124	1888	.4	3.2	166	484	.5	3.9	160	561	.5	2.5	125	457	.4	2.6
4-Book	261	3151	.8	3.5	121	1844	.4	3.2	119	377	.4	2.9	177	583	.5	2.8	144	442	.4	3.1
KPLS-AM																				
SP '02	3	51			**	**	**	**	**	**	**	**	**	**	**	**	**	**	**	**
4-Book	**	**	**	**	**	**	**	**	**	**	**	**	**	**	**	**	**	**	**	**
KPWR-FM																				
SP '02	612	7526	1.9	8.1	337	5014	1.0	8.7	296	996	.9	6.9	624	2471	1.9	9.8	459	1740	1.4	9.7
4-Book	558	7602	1.7	7.5	308	4732	.9	8.1	265	972	.8	6.4	547	2104	1.7	8.7	448	1562	1.4	9.7
KRCD-FM																				
SP '02	49	576	.1	.6	15	235		.4	21	81	.1	.5	24	106	.1	.4	19	83	.1	.4
4-Book	38	464	.1	.5	16	221		.5	26	73	.1	.6	26	85	.1	.4	20	68	.1	.5
KRCV-FM																				
SP '02	38	445	.1	.5	18	173	.1	.5	32	97	.1	.8	16	45		.3	18	27	.1	.4
4-Book	36	471	.1	.5	18	232	.1	.5	26	84	.1	.7	25	79	.1	.4	13	37	.1	.3
KRLA-AM																				
SP '02	5	89		.1		14							2	14						
4-Book	13	169		.2	1	16			1	3			1	4				3		
+KRLH-AM																				
SP '02	**	**	**	**	**	**	**	**	**	**	**	**	**	**	**	**	**	**	**	**
4-Book	**	**	**	**	**	**	**	**	**	**	**	**	**	**	**	**	**	**	**	**

** Station(s) not reported this survey.

* Listener estimates adjusted for reported broadcast schedule.

+ Station(s) changed call letters - see Page 13.

4-Book: Avg. of current and previous 3 surveys.
2-Book: Avg. of most recent 2 surveys.

Target Listener Estimates

Persons 18-34

Target Listener Estimates - Persons 18-34

	Monday-Friday 6AM-7PM				Weekend 6AM-MID				Saturday 6AM-10AM				Saturday 10AM-3PM				Saturday 3PM-7PM			
	AQH (00)	Cume (00)	AQH Rtg	AQH Shr	AQH (00)	Cume (00)	AQH Rtg	AQH Shr	AQH (00)	Cume (00)	AQH Rtg	AQH Shr	AQH (00)	Cume (00)	AQH Rtg	AQH Shr	AQH (00)	Cume (00)	AQH Rtg	AQH Shr
KROQ-FM																				
SP '02	552	7097	1.7	7.3	296	4327	.9	7.6	211	926	.6	4.9	498	1876	1.5	7.9	440	1595	1.3	9.3
4-Book	609	7232	1.9	8.2	324	4595	1.0	8.6	272	1019	.8	6.6	581	2094	1.8	9.3	427	1550	1.3	9.3
KRTH-FM																				
SP '02	152	2016	.5	2.0	70	1066	.2	1.8	45	229	.1	1.1	134	460	.4	2.1	112	311	.3	2.4
4-Book	121	2001	.4	1.6	66	1080	.2	1.7	52	219	.1	1.3	123	418	.4	2.0	88	283	.3	1.9
KSCA-FM																				
SP '02	486	3340	1.5	6.4	206	1711	.6	5.3	650	1090	2.0	15.2	359	968	1.1	5.7	149	354	.5	3.2
4-Book	435	3246	1.3	5.9	179	1807	.5	4.7	578	1104	1.7	14.0	288	838	.9	4.6	132	348	.4	2.9
KSPN-AM																				
SP '02	15	176	.2	.2	12	234	.3	.3	3	29	.1	.1	40	106	.1	.6	15	52	.3	.3
4-Book	**	**	**	**	**	**	**	**	**	**	**	**	**	**	**	**	**	**	**	**
KSSC-FM																				
SP '02	25	443	.1	.3	18	333	.1	.5	15	46	.4	.4	33	133	.1	.5	19	80	.1	.4
4-Book	28	446	.1	.4	22	315	.1	.6	11	45	.3	.3	39	129	.1	.6	36	93	.1	.8
KSSE-FM																				
SP '02	181	1983	.5	2.4	90	1127	.3	2.3	118	329	.4	2.8	168	462	.5	2.7	98	361	.3	2.1
4-Book	184	2193	.5	2.5	96	1244	.3	2.5	121	332	.4	3.0	167	536	.5	2.7	101	357	.3	2.2
KTNQ-AM																				
SP '02	34	346	.1	.4	18	173	.1	.5	45	76	.1	1.1	17	41	.1	.3	29	37	.1	.6
4-Book	24	339	.1	.3	14	157	.4	.4	28	60	.1	.7	22	43	.1	.4	11	24	.1	.3
KTWV-FM																				
SP '02	92	907	.3	1.2	48	603	.1	1.2	50	157	.2	1.2	124	276	.4	2.0	75	166	.2	1.6
4-Book	77	971	.2	1.0	45	620	.1	1.2	43	174	.2	1.1	95	236	.3	1.5	47	157	.1	1.0
KWIZ-FM																				
SP '02	132	1157	.4	1.7	86	792	.3	2.2	66	159	.2	1.5	185	403	.6	2.9	114	250	.3	2.4
4-Book	104	939	.3	1.4	71	693	.2	1.9	70	178	.2	1.7	126	328	.4	2.0	94	227	.3	2.1
KWKV-AM																				
SP '02	32	212	.1	.4	7	101	.2	.2	20	34	.1	.5	7	23	.1	.1	5	14	.1	.1
4-Book	30	233	.1	.4	7	91	.2	.2	15	30	.1	.4	8	25	.1	.1	5	14	.1	.1
KWVE-FM																				
SP '02	22	421	.1	.3	12	285	.3	.3	25	91	.1	.6	17	89	.1	.3	9	41	.2	.2
4-Book	22	386	.1	.3	13	208	.3	.3	15	48	.1	.4	13	50	.1	.2	10	27	.2	.2
KXDL-FM																				
SP '02	301	2459	.9	4.0	167	1429	.5	4.3	216	471	.7	5.1	287	631	.9	4.5	155	447	.5	3.3
4-Book	252	2251	.8	3.4	149	1458	.5	3.9	175	440	.6	4.3	264	644	.8	4.2	157	418	.5	3.4
KXTA-AM																				
SP '02	64	608	.2	.8	10	309	.3	.3	5	46	.1	.1	15	52	.2	.2	3	31	.1	.1
4-Book	50	556	.2	.7	9	217	.3	.3	5	32	.1	.1	16	59	.1	.3	13	53	.1	.3
KYSR-FM																				
SP '02	279	4435	.8	3.7	122	2662	.4	3.2	105	519	.3	2.5	201	914	.6	3.2	173	692	.5	3.7
4-Book	313	4773	.9	4.2	118	2721	.4	3.1	88	446	.3	2.2	209	1015	.6	3.4	172	758	.5	3.8
KZLA-FM																				
SP '02	133	1580	.4	1.8	50	977	.2	1.3	43	190	.1	1.0	91	420	.3	1.4	68	315	.2	1.4
4-Book	125	1560	.4	1.7	65	995	.2	1.7	64	249	.2	1.6	115	416	.4	1.8	79	344	.3	1.7
KGGI-FM																				
SP '02	33	879	.1	.4	29	618	.1	.7	11	87	.3	.3	34	254	.1	.5	42	170	.1	.9
4-Book	**	**	**	**	**	**	**	**	**	**	**	**	**	**	**	**	**	**	**	**
XTRA-AM																				
SP '02	26	373	.1	.3	3	92	.1	.1									1	16		
4-Book	34	455	.1	.5	6	149	.2	.2	7	25	.2	.2	6	25	.1	.1	4	17	.1	.1
TOTALS																				
SP '02	7591	31244	23.0		3873	25196	11.7		4265	10677	12.9		6339	15574	19.2		4720	12140	14.3	
4-Book	7434	31499	22.4		3786	25544	11.4		4131	10729	12.5		6268	15656	18.9		4601	12003	13.9	

** Station(s) not reported this survey.

* Listener estimates adjusted for reported broadcast schedule.

+ Station(s) changed call letters - see Page 13.

4-Book: Avg. of current and previous 3 surveys.
2-Book: Avg. of most recent 2 surveys.

Target Listener Estimates

Persons 18-34																			
Saturday 7PM-MID				Sunday 6AM-10AM				Sunday 10AM-3PM				Sunday 3PM-7PM				Sunday 7PM-MID			
AQH (00)	Cume (00)	AQH Rtg	AQH Shr	AQH (00)	Cume (00)	AQH Rtg	AQH Shr	AQH (00)	Cume (00)	AQH Rtg	AQH Shr	AQH (00)	Cume (00)	AQH Rtg	AQH Shr	AQH (00)	Cume (00)	AQH Rtg	AQH Shr
KABC-AM																			
SP '02	10	25	.3	17	47	.1	.7	13	62	.3	.3	16	85	.5	.5	14	46	.7	.7
4-Book	6	13	.2	11	39	.5	.5	8	36	.2	.2	10	42	.3	.3	4	15	.2	.2
KBIG-FM																			
SP '02	85	275	.3	54	247	.2	2.3	102	314	.3	2.3	64	266	.2	1.9	25	183	.1	1.2
4-Book	100	370	.3	57	231	.2	2.4	92	317	.3	2.1	71	279	.2	2.2	39	222	.1	1.9
KBLA-AM																			
SP '02	18	29	.1	11	29	.5	.5	30	70	.1	.7	47	76	.1	1.4	9	29	.4	.4
4-Book	18	50	.1	16	44	.7	.7	44	110	.2	1.0	49	83	.2	1.5	12	30	.6	.6
KBUA-FM																			
SP '02	8	39	.3	12	41	.5	.5	36	68	.1	.8	2	17	.1	.1	5	18	.2	.2
4-Book	8	34	.3	21	51	.1	.9	40	82	.1	.9	18	45	.1	.6	5	18	.2	.2
KBUE-FM																			
SP '02	103	305	.3	118	273	.4	4.9	209	522	.6	4.7	193	486	.6	5.6	112	298	.3	5.2
4-Book	95	294	.3	96	236	.3	4.0	182	458	.5	4.2	129	330	.4	3.8	70	229	.2	3.4
KCBS-FM																			
SP '02	43	99	.1	8	82	.3	.3	73	419	.2	1.6	94	276	.3	2.7	49	210	.1	2.3
4-Book	45	186	.1	31	130	.1	1.3	61	308	.2	1.4	66	274	.2	2.0	37	168	.1	1.8
KDIS-AM																			
SP '02	3	22	.1	4	15	.2	.2	16	66	.4	.4	23	71	.1	.7	**	**	**	**
4-Book	**	**	**	**	**	**	**	**	**	**	**	**	**	**	**	**	**	**	**
KFI -AM																			
SP '02	16	61	.5	6	29	.3	.3	20	139	.1	.4	11	36	.3	.3	26	96	.1	1.2
4-Book	18	61	.1	23	70	.1	1.0	28	115	.1	.7	17	71	.1	.5	19	66	.1	.9
KFSH-FM																			
SP '02	22	113	.1	40	176	.1	1.7	41	207	.1	.9	22	69	.1	.6	18	118	.1	.8
4-Book	16	90	.1	29	154	.1	1.2	35	192	.1	.8	23	84	.1	.7	13	79	.1	.6
KFVB-AM																			
SP '02	10	67	.3	6	29	.3	.3	14	71	.3	.3	10	45	.3	.3	4	30	.2	.2
4-Book	6	43	.2	11	55	.5	.5	17	93	.4	.4	13	70	.4	.4	7	48	.3	.3
+KHHT-FM																			
SP '02	124	503	.4	65	224	.2	2.7	107	437	.3	2.4	93	334	.3	2.7	170	408	.5	7.9
4-Book	154	517	.5	74	232	.2	3.1	127	474	.4	2.9	141	469	.5	4.3	198	497	.6	9.6
KHJ -AM																			
SP '02	2	11	.1	32	67	.1	1.3	43	84	.1	1.0	12	36	.4	.4	5	18	.2	.2
4-Book	10	37	.4	18	48	.1	.8	20	49	.1	.5	7	19	.2	.2	5	18	.2	.2
KIIS-FM																			
SP '02	210	869	.6	174	641	.5	7.3	309	1316	.9	6.9	206	775	.6	6.0	88	444	.3	4.1
4-Book	162	765	.5	142	587	.4	5.9	314	1299	1.0	7.3	213	867	.6	6.4	120	562	.4	5.8
KVVS-FM																			
SP '02	16	35	.5	3	12	.1	.1	5	21	.1	.1	7	13	.2	.2	12	23	.6	.6
4-Book	6	12	.2	3	12	.1	.1	10	32	.2	.2	7	13	.2	.2	4	12	.2	.2
KJLH-FM																			
SP '02	30	126	.1	90	284	.3	3.8	140	369	.4	3.1	96	151	.3	2.8	35	121	.1	1.6
4-Book	38	138	.1	91	251	.3	3.7	130	348	.4	3.0	91	189	.3	2.7	41	115	.1	1.9
KKBT-FM																			
SP '02	144	597	.4	82	311	.2	3.4	144	604	.4	3.2	132	548	.4	3.9	143	582	.4	6.7
4-Book	177	720	.5	93	297	.3	3.8	166	621	.5	3.8	175	629	.5	5.3	156	565	.5	7.5
KKLA-FM																			
SP '02	6	31	.2	4	17	.2	.2	8	32	.2	.2	4	34	.1	.1	15	45	.7	.7
4-Book	9	17	.3	4	12	.2	.2	5	29	.1	.1	2	14	.1	.1	7	21	.3	.3

** Station(s) not reported this survey.

* Listener estimates adjusted for reported broadcast schedule.

+ Station(s) changed call letters - see Page 13.

4-Book: Avg. of current and previous 3 surveys.
2-Book: Avg. of most recent 2 surveys.

Target Listener Estimates

Persons 18-34

Target Listener Estimates - Persons 18-34

	Saturday 7PM-MID				Sunday 6AM-10AM				Sunday 10AM-3PM				Sunday 3PM-7PM				Sunday 7PM-MID			
	AQH (00)	Cume (00)	AQH Rtg	AQH Shr	AQH (00)	Cume (00)	AQH Rtg	AQH Shr	AQH (00)	Cume (00)	AQH Rtg	AQH Shr	AQH (00)	Cume (00)	AQH Rtg	AQH Shr	AQH (00)	Cume (00)	AQH Rtg	AQH Shr
KLAC-AM																				
SP '02	8	32		.3	4	14		.2	33	141	.1	.7	137	351	.4	4.0	13	66		.6
4-Book	5	31		.2	6	11		.3	16	61	.1	.4	39	109	.1	1.2	5	25		.2
KLAX-FM																				
SP '02	206	443	.6	6.7	136	329	.4	5.7	313	794	.9	7.0	236	531	.7	6.9	111	317	.3	5.2
4-Book	165	429	.5	5.5	122	328	.4	5.1	214	590	.7	4.9	160	423	.5	4.8	82	259	.3	3.9
KLOS-FM																				
SP '02	91	287	.3	2.9	45	146	.1	1.9	81	373	.2	1.8	102	316	.3	3.0	44	284	.1	2.1
4-Book	56	243	.2	1.8	28	96	.1	1.2	79	313	.2	1.8	70	269	.2	2.1	29	175	.1	1.4
KLSX-FM																				
SP '02	5	48		.2	54	193	.2	2.3	47	153	.1	1.1	5	15		.1	5	31		.2
4-Book	7	47		.2	44	136	.2	1.8	51	172	.2	1.2	31	79	.1	.9	7	42		.4
KLTX-AM																				
SP '02	22	38	.1	.7	35	114	.1	1.5	66	160	.2	1.5	28	84	.1	.8	6	26		.3
4-Book	20	56	.1	.7	41	106	.1	1.7	44	125	.1	1.0	23	70	.1	.7	14	51		.7
KLVE-FM																				
SP '02	141	484	.4	4.6	85	265	.3	3.6	182	587	.6	4.1	119	320	.4	3.5	68	196	.2	3.2
4-Book	190	556	.6	6.5	138	395	.4	5.7	233	645	.7	5.4	146	393	.5	4.4	79	267	.3	3.8
KLYY-FM																				
SP '02	70	251	.2	2.3	31	107	.1	1.3	81	377	.2	1.8	44	150	.1	1.3	36	164	.1	1.7
4-Book	67	259	.2	2.3	36	126	.1	1.5	96	356	.3	2.2	54	203	.2	1.6	38	157	.1	1.8
KMXN-FM																				
SP '02	12	70		.4	5	28		.2	18	58	.1	.4	20	51	.1	.6	8	50		.4
4-Book	**	**	**	**	**	**	**	**	**	**	**	**	**	**	**	**	**	**	**	**
KMZT-FM																				
SP '02	10	61		.3	1	10			25	75	.1	.6	7	25		.2	5	17		.2
4-Book	10	52		.3	9	31		.4	22	104	.1	.5	15	54	.1	.5	11	51	.1	.5
KNX -AM																				
SP '02	15	47		.5	2	14		.1	19	106	.1	.4	7	59		.2	10	76		.5
4-Book	15	75		.5	10	41		.4	12	70		.3	10	47		.3	9	61		.4
KOST-FM																				
SP '02	145	496	.4	4.7	75	283	.2	3.1	129	469	.4	2.9	71	243	.2	2.1	107	407	.3	5.0
4-Book	129	441	.4	4.4	74	252	.2	3.1	112	412	.3	2.6	97	328	.3	2.9	108	412	.3	5.2
KPLS-AM																				
SP '02	**	**	**	**	**	**	**	**	**	**	**	**	**	**	**	**	**	**	**	**
4-Book	**	**	**	**	**	**	**	**	**	**	**	**	**	**	**	**	**	**	**	**
KPWR-FM																				
SP '02	347	1322	1.1	11.2	163	626	.5	6.8	349	1297	1.1	7.8	255	891	.8	7.4	168	691	.5	7.8
4-Book	323	1268	1.0	11.0	153	554	.5	6.3	296	1207	.9	6.8	255	976	.8	7.6	155	634	.5	7.4
KRCD-FM																				
SP '02	9	38		.3	6	22		.3	18	76	.1	.4	15	74		.4	10	41		.5
4-Book	11	47		.4	15	26	.1	.6	17	56	.1	.4	9	45		.3	9	35		.5
KRCV-FM																				
SP '02	16	33		.5	11	25		.5	35	102	.1	.8	8	16		.2	5	12		.2
4-Book	14	45		.5	14	41	.1	.6	29	87	.1	.7	19	53	.1	.6	5	22		.2
KRLA-AM																				
SP '02					2	6		.1	1	6			2	3		.1	1	3		.1
4-Book																				
+KRLH-AM																				
SP '02	**	**	**	**	**	**	**	**	**	**	**	**	**	**	**	**	**	**	**	**
4-Book	**	**	**	**	**	**	**	**	**	**	**	**	**	**	**	**	**	**	**	**

** Station(s) not reported this survey.

* Listener estimates adjusted for reported broadcast schedule.

+ Station(s) changed call letters - see Page 13.

4-Book: Avg. of current and previous 3 surveys.
2-Book: Avg. of most recent 2 surveys.

Target Listener Estimates

Persons 18-34

	Saturday 7PM-MID				Sunday 6AM-10AM				Sunday 10AM-3PM				Sunday 3PM-7PM				Sunday 7PM-MID			
	AQH (00)	Cume (00)	AQH Rtg	AQH Shr	AQH (00)	Cume (00)	AQH Rtg	AQH Shr	AQH (00)	Cume (00)	AQH Rtg	AQH Shr	AQH (00)	Cume (00)	AQH Rtg	AQH Shr	AQH (00)	Cume (00)	AQH Rtg	AQH Shr
KROQ-FM																				
SP '02	247	1000	.7	8.0	136	595	.4	5.7	277	1110	.8	6.2	308	1159	.9	9.0	232	944	.7	10.8
4-Book	259	1073	.8	8.7	144	554	.4	6.0	381	1430	1.2	8.8	287	1093	.9	8.6	208	885	.7	10.0
KRTH-FM																				
SP '02	27	78	.1	.9	42	124	.1	1.8	74	248	.2	1.7	53	182	.2	1.5	64	162	.2	3.0
4-Book	47	136	.2	1.6	37	134	.1	1.5	87	314	.3	2.0	64	220	.2	1.9	26	106	.1	1.2
KSCA-FM																				
SP '02	59	195	.2	1.9	195	391	.6	8.1	137	398	.4	3.1	114	303	.3	3.3	44	145	.1	2.1
4-Book	57	180	.2	1.9	162	378	.5	6.7	134	390	.4	3.1	97	263	.3	2.9	36	128	.1	1.7
KSPN-AM																				
SP '02	5	32		.2					16	65		.4	13	25		.4	4	16		.2
4-Book	**	**	**	**	**	**	**	**	**	**	**	**	**	**	**	**	**	**	**	**
KSSC-FM																				
SP '02	22	88	.1	.7	6	14		.3	36	137	.1	.8	8	52		.2	2	12		.1
4-Book	18	69	.1	.6	7	31		.3	38	120	.1	.9	21	88	.1	.6	5	21		.2
KSSS-FM																				
SP '02	68	246	.2	2.2	67	157	.2	2.8	124	356	.4	2.8	45	135	.1	1.3	29	114	.1	1.4
4-Book	69	242	.2	2.3	68	194	.2	2.8	111	386	.4	2.6	69	209	.2	2.1	53	192	.2	2.6
KTND-AM																				
SP '02	15	53		.5					20	34	.1	.4	13	21		.4	8	22		.4
4-Book	16	48	.1	.6	5	15		.2	14	36	.1	.3	12	34		.4	6	26		.3
KTUV-FM																				
SP '02	33	83	.1	1.1	13	49		.5	30	145	.1	.7	44	124	.1	1.3	10	74		.5
4-Book	35	107	.1	1.2	30	86	.1	1.3	50	169	.2	1.2	33	94	.1	1.0	23	87	.1	1.1
KWIZ-FM																				
SP '02	58	222	.2	1.9	18	73	.1	.8	78	205	.2	1.7	108	252	.3	3.2	51	197	.2	2.4
4-Book	60	189	.2	2.0	28	86	.1	1.2	82	193	.3	1.9	57	164	.2	1.7	44	125	.2	2.1
KWKW-AM																				
SP '02	6	15		.2					7	23		.2	1	11			13	32		.6
4-Book	2	4		.1	5	9		.2	12	30		.3	4	13		.1	6	15		.3
KWVE-FM																				
SP '02	8	15		.3	31	137	.1	1.3	8	60		.2	1	15			4	29		.2
4-Book	10	20		.4	22	93	.1	.9	16	71	.1	.4	9	37		.3	9	35		.4
KXOL-FM																				
SP '02	97	280	.3	3.1	126	324	.4	5.3	239	516	.7	5.3	136	346	.4	4.0	71	228	.2	3.3
4-Book	71	245	.2	2.4	125	350	.4	5.2	208	538	.6	4.8	126	359	.4	3.8	62	201	.2	2.9
KXTA-AM																				
SP '02	15	95		.5	2	14		.1	20	110	.1	.4	18	70	.1	.5	3	21		.1
4-Book	9	42		.3	1	8			12	61	.1	.3	13	47	.1	.4	4	25		.2
KYSR-FM																				
SP '02	81	442	.2	2.6	50	311	.2	2.1	173	806	.5	3.9	138	554	.4	4.0	51	282	.2	2.4
4-Book	86	470	.3	2.9	59	300	.2	2.5	137	750	.4	3.2	119	582	.4	3.6	64	367	.2	3.1
KZLA-FM																				
SP '02	31	144	.1	1.0	34	176	.1	1.4	84	297	.3	1.9	24	114	.1	.7	16	110		.7
4-Book	37	172	.1	1.3	43	185	.1	1.8	93	319	.3	2.1	61	219	.2	1.8	25	103	.1	1.2
KGCI-FM																				
SP '02	60	160	.2	1.9	8	65		.3	23	92	.1	.5	25	129	.1	.7	22	45	.1	1.0
4-Book	**	**	**	**	**	**	**	**	**	**	**	**	**	**	**	**	**	**	**	**
XTRA-AM																				
SP '02					10	32		.4	2	15			14	29		.4				
4-Book	4	14		.1	9	36		.4	8	45		.2	11	35		.3		7		
TOTALS																				
SP '02	3089	8943	9.4		2393	6839	7.2		4469	11871	13.5		3423	8732	10.4		2145	6791	6.5	
4-Book	2964	9048	8.9		2413	6998	7.3		4346	11920	13.1		3347	9061	10.1		2083	6680	6.3	

** Station(s) not reported this survey.

* Listener estimates adjusted for reported broadcast schedule.

+ Station(s) changed call letters - see Page 13.

4-Book: Avg. of current and previous 3 surveys.
2-Book: Avg. of most recent 2 surveys.

Target Listener Trends

Persons 18-49

Target Listener Trends - Persons 18-49

	Monday-Sunday 6AM-MID				Monday-Friday 6AM-10AM				Monday-Friday 10AM-3PM				Monday-Friday 3PM-7PM				Monday-Friday 7PM-MID			
	AQH (00)	Cume (00)	AQH Rtg	AQH Shr	AQH (00)	Cume (00)	AQH Rtg	AQH Shr	AQH (00)	Cume (00)	AQH Rtg	AQH Shr	AQH (00)	Cume (00)	AQH Rtg	AQH Shr	AQH (00)	Cume (00)	AQH Rtg	AQH Shr
KKLA-FM																				
SP '02	44	1154	.1	.4	99	827	.2	.6	44	385	.1	.3	80	562	.1	.6	16	193	.3	.1
WI '02	41	908	.1	.4	77	496	.1	.5	71	438	.1	.5	54	354	.1	.4	4	134	.1	.1
FA '01	55	1151	.1	.5	97	702	.2	.6	96	677	.2	.7	74	642	.1	.6	15	228	.3	.3
SU '01	29	704	.1	.3	48	369	.1	.3	55	317	.1	.4	31	268	.1	.2	13	216	.2	.2
4-Book	42	979	.1	.4	80	599	.2	.5	67	454	.1	.5	60	457	.1	.5	12	193	.2	.2
SP '01	34	1154	.1	.3	71	716	.1	.4	36	464	.1	.2	68	657	.1	.5	7	139	.1	.1
KLAC-AM																				
SP '02	68	2485	.1	.7	36	327	.1	.2	109	643	.2	.7	92	1046	.1	.7	60	983	.1	1.2
WI '02	34	1190	.1	.3	36	225	.1	.2	54	341	.1	.4	45	516	.1	.4	29	446	.6	.6
FA '01	24	966	.1	.2	25	277	.1	.2	46	385	.1	.3	30	417	.1	.2	19	313	.4	.4
SU '01	37	1174	.1	.3	46	296	.1	.3	60	448	.1	.4	55	409	.1	.4	12	305	.2	.2
4-Book	41	1454	.1	.4	36	281	.1	.2	67	454	.1	.5	56	597	.1	.4	30	512	.6	.6
SP '01	59	1947	.1	.5	40	262	.1	.3	53	364	.1	.3	88	892	.1	.7	68	935	.1	1.3
KLAX-FM																				
SP '02	355	5222	.6	3.4	433	2358	.7	2.8	534	2803	.9	3.6	380	2691	.6	3.0	152	1344	.2	3.1
WI '02	293	5140	.5	2.9	308	2152	.5	2.1	426	2756	.7	3.0	345	2658	.6	2.7	126	1127	.2	2.7
FA '01	285	4686	.5	2.8	343	2125	.6	2.2	435	2614	.7	3.0	304	2289	.5	2.4	131	1281	.2	2.7
SU '01	338	5691	.5	3.2	430	2767	.7	2.8	492	3088	.8	3.2	400	2924	.6	3.1	149	1580	.2	2.8
4-Book	318	5185	.5	3.1	379	2351	.6	2.5	472	2815	.8	3.2	357	2641	.6	2.8	140	1333	.2	2.8
SP '01	356	5651	.6	3.3	439	2724	.7	2.8	551	3314	.9	3.6	405	3123	.6	3.0	170	1476	.3	3.2
KLOS-FM																				
SP '02	292	6738	.5	2.8	496	2762	.8	3.2	366	3011	.6	2.5	385	3599	.6	3.1	148	1828	.2	3.0
WI '02	250	5950	.4	2.5	457	2616	.7	3.0	321	2466	.5	2.2	342	2957	.6	2.7	111	1342	.2	2.4
FA '01	352	7189	.6	3.4	611	3290	1.0	3.9	475	3317	.8	3.3	462	3964	.7	3.6	125	2113	.2	2.6
SU '01	318	6477	.5	3.0	526	3013	.8	3.4	467	2883	.7	3.0	412	3437	.6	3.2	114	1718	.2	2.1
4-Book	303	6589	.5	2.9	523	2920	.8	3.4	407	2919	.7	2.8	400	3489	.6	3.2	125	1750	.2	2.5
SP '01	374	6777	.6	3.4	567	3109	.9	3.6	501	3075	.8	3.2	501	3877	.8	3.8	155	1758	.2	2.9
KLTX-FM																				
SP '02	320	4869	.5	3.1	861	2955	1.4	5.5	464	2417	.8	3.1	395	2181	.6	3.1	49	718	.1	1.0
WI '02	334	5291	.5	3.3	782	3157	1.3	5.2	419	2318	.7	2.9	543	2805	.9	4.3	95	994	.2	2.1
FA '01	349	5387	.6	3.4	976	3466	1.6	6.2	470	2672	.8	3.2	434	2716	.7	3.4	60	1009	.1	1.2
SU '01	342	5522	.5	3.2	898	3585	1.4	5.8	478	2602	.8	3.1	412	2624	.6	3.2	74	941	.1	1.4
4-Book	336	5267	.5	3.3	879	3291	1.4	5.7	458	2502	.8	3.1	446	2582	.7	3.5	70	916	.1	1.4
SP '01	331	5455	.5	3.0	916	3442	1.4	5.8	423	2319	.7	2.7	413	2446	.6	3.1	55	854	.1	1.0
KLTX-AM																				
SP '02	104	768	.2	1.0	147	498	.2	.9	157	514	.3	1.1	105	414	.2	.8	29	254	.6	.6
WI '02	119	721	.2	1.2	185	546	.3	1.2	161	440	.3	1.1	133	432	.2	1.0	64	287	.1	1.4
FA '01	102	676	.2	1.0	134	481	.2	.9	198	501	.3	1.4	124	453	.2	1.0	27	221	.6	.6
SU '01	65	537	.1	.6	96	320	.2	.6	74	303	.1	.5	56	346	.1	.4	39	258	.1	.7
4-Book	98	676	.2	1.0	141	461	.2	.9	148	440	.3	1.0	105	411	.2	.8	40	255	.1	.8
SP '01	68	642	.1	.6	98	450	.2	.6	100	387	.2	.6	59	368	.1	.4	48	328	.1	.9
KLVE-FM																				
SP '02	438	7223	.7	4.2	708	3675	1.2	4.5	655	3666	1.1	4.4	438	3370	.7	3.5	225	2022	.4	4.5
WI '02	405	7104	.7	4.0	643	3682	1.0	4.3	579	3564	.9	4.0	394	2920	.6	3.1	200	2049	.3	4.3
FA '01	442	7685	.7	4.3	647	3965	1.0	4.1	623	3896	1.0	4.3	425	3466	.7	3.4	243	2215	.4	5.0
SU '01	452	7288	.7	4.2	629	3356	1.0	4.1	676	4002	1.1	4.4	433	3127	.7	3.4	225	2294	.4	4.2
4-Book	434	7325	.7	4.2	657	3670	1.1	4.3	633	3782	1.0	4.3	423	3221	.7	3.4	223	2145	.4	4.5
SP '01	569	8151	.9	5.2	789	3906	1.2	5.0	804	4482	1.3	5.2	669	4172	1.1	5.0	276	2638	.4	5.2
KLYY-FM																				
SP '02	123	3201	.2	1.2	155	1333	.3	1.0	161	1689	.3	1.1	156	1636	.3	1.2	66	889	.1	1.3
WI '02	169	3586	.3	1.7	195	1462	.3	1.3	282	1886	.5	2.0	202	1708	.3	1.6	73	1034	.1	1.6
FA '01	140	3016	.2	1.4	192	1359	.3	1.2	184	1555	.3	1.3	162	1490	.3	1.3	80	871	.1	1.7
SU '01	145	3427	.2	1.4	149	1259	.2	1.0	219	1876	.3	1.4	183	1864	.3	1.4	61	1085	.1	1.1
4-Book	144	3308	.2	1.4	173	1353	.3	1.1	212	1752	.4	1.5	176	1675	.3	1.4	70	970	.1	1.4
SP '01	162	3560	.3	1.5	195	1558	.3	1.2	244	1863	.4	1.6	207	1729	.3	1.6	60	827	.1	1.1

** Station(s) not reported this survey.

* Listener estimates adjusted for reported broadcast schedule.

+ Station(s) changed call letters - see Page 13.

4-Book: Avg. of current and previous 3 surveys.
2-Book: Avg. of most recent 2 surveys.

Target Listener Trends

Persons 18-49																			
Monday-Sunday 6AM-MID				Monday-Friday 6AM-10AM				Monday-Friday 10AM-3PM				Monday-Friday 3PM-7PM				Monday-Friday 7PM-MID			
AQH (00)	Cume (00)	AQH Rtg	AQH Shr	AQH (00)	Cume (00)	AQH Rtg	AQH Shr	AQH (00)	Cume (00)	AQH Rtg	AQH Shr	AQH (00)	Cume (00)	AQH Rtg	AQH Shr	AQH (00)	Cume (00)	AQH Rtg	AQH Shr
KMXN-FM																			
SP '02	59	1078	.1	.6	74	543	.1	.5	106	538	.2	.7	79	674	.1	.6	23	324	.5
WI '02	**	**	**	**	**	**	**	**	**	**	**	**	**	**	**	**	**	**	**
FA '01	**	**	**	**	**	**	**	**	**	**	**	**	**	**	**	**	**	**	**
SU '01	**	**	**	**	**	**	**	**	**	**	**	**	**	**	**	**	**	**	**
4-Book	**	**	**	**	**	**	**	**	**	**	**	**	**	**	**	**	**	**	**
SP '01	51	1032	.1	.5	70	594	.1	.4	97	538	.2	.6	79	667	.1	.6	14	264	.3
KMZT-FM																			
SP '02	71	2097	.1	.7	79	695	.1	.5	115	823	.2	.8	101	873	.2	.8	32	535	.1
WI '02	103	2306	.2	1.0	107	976	.2	.7	196	972	.3	1.4	148	1212	.2	1.2	45	669	1.0
FA '01	78	2132	.1	.8	69	721	.1	.4	105	837	.2	.7	95	898	.2	.7	65	649	1.3
SU '01	74	1882	.1	.7	72	806	.1	.5	121	792	.2	.8	115	942	.2	.9	46	741	.9
4-Book	82	2104	.1	.8	82	800	.1	.5	134	856	.2	.9	115	981	.2	.9	47	649	1.0
SP '01	68	2267	.1	.6	72	863	.1	.5	84	824	.1	.5	104	1086	.2	.8	42	628	.8
KNX -AM																			
SP '02	123	3903	.2	1.2	247	2089	.4	1.6	167	1757	.3	1.1	145	1904	.2	1.2	59	937	1.2
WI '02	124	3757	.2	1.2	260	2225	.4	1.7	122	1539	.2	.8	157	1901	.3	1.2	76	888	1.6
FA '01	140	4441	.2	1.4	274	2633	.4	1.7	148	1644	.2	1.0	198	2294	.3	1.6	66	868	1.4
SU '01	148	4174	.2	1.4	289	2477	.5	1.9	167	1873	.3	1.1	194	2100	.3	1.5	94	1190	1.8
4-Book	134	4069	.2	1.3	268	2356	.4	1.7	151	1703	.3	1.0	174	2050	.3	1.4	74	971	1.5
SP '01	98	3404	.2	.9	205	1842	.3	1.3	82	1235	.1	.5	162	1811	.3	1.2	70	784	1.3
KOST-FM																			
SP '02	375	7482	.6	3.6	440	3356	.7	2.8	582	3296	.9	3.9	470	3567	.8	3.7	247	2533	5.0
WI '02	420	7939	.7	4.1	445	3360	.7	3.0	696	3565	1.1	4.8	556	4013	.9	4.4	251	2801	5.4
FA '01	440	8025	.7	4.3	486	3449	.8	3.1	707	3878	1.1	4.9	537	4022	.9	4.2	264	2953	5.5
SU '01	382	7818	.6	3.6	434	3348	.7	2.8	654	3950	1.0	4.3	459	3901	.7	3.6	241	2471	4.5
4-Book	404	7816	.7	3.9	451	3378	.7	2.9	660	3672	1.0	4.5	506	3876	.8	4.0	251	2690	5.1
SP '01	374	7871	.6	3.4	435	3429	.7	2.7	582	3554	.9	3.8	489	3890	.8	3.7	225	2634	4.2
KPLS-AM																			
SP '02	11	303	**	.1	5	57	**	**	24	147	**	.2	23	131	**	.2	3	69	.1
WI '02	**	**	**	**	**	**	**	**	**	**	**	**	**	**	**	**	**	**	**
FA '01	**	**	**	**	**	**	**	**	**	**	**	**	**	**	**	**	**	**	**
SU '01	**	**	**	**	**	**	**	**	**	**	**	**	**	**	**	**	**	**	**
4-Book	**	**	**	**	**	**	**	**	**	**	**	**	**	**	**	**	**	**	**
SP '01	**	**	**	**	**	**	**	**	**	**	**	**	**	**	**	**	**	**	**
KPWR-FM																			
SP '02	538	10396	.9	5.2	784	4997	1.3	5.0	581	5107	.9	3.9	751	5981	1.2	6.0	320	3635	6.4
WI '02	539	10766	.9	5.3	693	5016	1.1	4.6	697	5689	1.1	4.8	683	6107	1.1	5.4	343	3887	7.4
FA '01	388	9659	.6	3.8	528	4262	.9	3.4	495	5277	.8	3.4	496	5219	.8	3.9	219	3192	4.5
SU '01	510	10663	.8	4.8	715	5022	1.1	4.6	644	5593	1.0	4.2	659	6186	1.0	5.1	303	3560	5.7
4-Book	494	10371	.8	4.8	680	4824	1.1	4.4	604	5417	1.0	4.1	647	5873	1.0	5.1	296	3569	6.0
SP '01	547	10855	.9	5.0	800	5331	1.3	5.0	668	5475	1.0	4.3	740	6244	1.2	5.5	296	3478	5.6
KRCD-FM																			
SP '02	92	1431	.1	.9	131	640	.2	.8	146	813	.2	1.0	110	773	.2	.9	39	466	.8
WI '02	71	1381	.1	.7	85	630	.1	.6	94	579	.2	.7	97	651	.2	.8	41	463	.9
FA '01	55	897	.1	.5	74	357	.1	.5	81	453	.1	.6	76	473	.1	.6	20	242	.4
SU '01	82	1086	.1	.8	71	414	.1	.5	136	646	.2	.9	113	560	.2	.9	55	408	1.0
4-Book	75	1199	.1	.7	90	510	.1	.6	114	623	.2	.8	99	614	.2	.8	39	395	.8
SP '01	63	1131	.1	.6	68	363	.1	.4	87	613	.1	.6	70	442	.1	.5	30	333	.6
KRCV-FM																			
SP '02	83	1158	.1	.8	104	456	.2	.7	113	642	.2	.8	111	654	.2	.9	46	355	.9
WI '02	91	1262	.1	.9	156	762	.3	1.0	140	680	.2	1.0	109	599	.2	.9	21	285	.5
FA '01	56	977	.1	.5	74	568	.1	.5	84	540	.1	.6	85	524	.1	.7	20	272	.4
SU '01	65	1248	.1	.6	57	560	.1	.4	88	633	.1	.6	75	608	.1	.6	43	359	.8
4-Book	74	1161	.1	.7	98	587	.2	.7	106	624	.2	.8	95	596	.2	.8	33	318	.7
SP '01	53	845	.1	.5	70	446	.1	.4	75	411	.1	.5	68	393	.1	.5	33	208	.6

** Station(s) not reported this survey.

* Listener estimates adjusted for reported broadcast schedule.

+ Station(s) changed call letters - see Page 13.

4-Book: Avg. of current and previous 3 surveys.
2-Book: Avg. of most recent 2 surveys.

Target Listener Trends

Persons 18-49

	Monday-Sunday 6AM-MID				Monday-Friday 6AM-10AM				Monday-Friday 10AM-3PM				Monday-Friday 3PM-7PM				Monday-Friday 7PM-MID				
	AQH (00)	Cume (00)	AQH Rtg	AQH Shr	AQH (00)	Cume (00)	AQH Rtg	AQH Shr	AQH (00)	Cume (00)	AQH Rtg	AQH Shr	AQH (00)	Cume (00)	AQH Rtg	AQH Shr	AQH (00)	Cume (00)	AQH Rtg	AQH Shr	
KRLA-AM																					
SP '02	19	598		.2	23	264		.1	45	359		.1	.3	16	162		.1	5	72		.1
WI '02	48	882	.1	.5	65	497	.1	.4	118	598	.2	.8	70	436	.1	.6	9	123		.2	
FA '01	32	815	.1	.3	49	400	.1	.3	55	420	.1	.4	54	382	.1	.4	7	91		.1	
SU '01	40	752	.1	.4	81	430	.1	.5	77	463	.1	.5	53	290	.1	.4	7	60		.1	
4-Book	35	762	.1	.4	55	398	.1	.3	74	460	.1	.5	48	318	.1	.4	7	87		.1	
SP '01	54	839	.1	.5	99	548	.2	.6	111	511	.2	.7	64	323	.1	.5	19	175		.4	
+KRLH-AM																					
SP '02	1	18							2	18											
WI '02	**	**	**	**	**	**	**	**	**	**	**	**	**	**	**	**	**	**	**	**	
FA '01	**	**	**	**	**	**	**	**	**	**	**	**	**	**	**	**	**	**	**	**	
SU '01	**	**	**	**	**	**	**	**	**	**	**	**	**	**	**	**	**	**	**	**	
4-Book	**	**	**	**	**	**	**	**	**	**	**	**	**	**	**	**	**	**	**	**	
SP '01	**	**	**	**	**	**	**	**	**	**	**	**	**	**	**	**	**	**	**	**	
KROQ-FM																					
SP '02	547	11052	.9	5.3	850	5702	1.4	5.4	626	5559	1.0	4.2	692	6474	1.1	5.5	376	4270	.6	7.6	
WI '02	632	11310	1.0	6.2	991	6019	1.6	6.6	789	5904	1.3	5.5	792	6932	1.3	6.2	300	3803	.5	6.5	
FA '01	620	10856	1.0	6.0	1023	5869	1.6	6.5	765	6081	1.2	5.3	679	6229	1.1	5.4	365	4394	.6	7.6	
SU '01	600	10565	.9	5.6	937	5346	1.5	6.1	812	5478	1.3	5.3	691	5918	1.1	5.4	320	3889	.5	6.0	
4-Book	600	10946	1.0	5.8	950	5734	1.5	6.2	748	5756	1.2	5.1	714	6388	1.2	5.6	340	4089	.6	6.9	
SP '01	647	10389	1.0	6.0	939	5575	1.5	5.9	881	5322	1.4	5.7	820	5962	1.3	6.1	422	3904	.7	8.0	
KRTH-FM																					
SP '02	270	6415	.4	2.6	325	3003	.5	2.1	447	2995	.7	3.0	322	2774	.5	2.6	108	1496	.2	2.2	
WI '02	245	6683	.4	2.4	289	2644	.5	1.9	382	3131	.6	2.7	340	3443	.6	2.7	98	1770	.2	2.1	
FA '01	240	6398	.4	2.3	283	2503	.5	1.8	430	3020	.7	3.0	292	2813	.5	2.3	90	1524	.1	1.9	
SU '01	287	6821	.5	2.7	309	2620	.5	2.0	477	3297	.7	3.1	374	3497	.6	2.9	118	1672	.2	2.2	
4-Book	261	6579	.4	2.5	302	2693	.5	2.0	434	3111	.7	3.0	332	3132	.6	2.6	104	1616	.2	2.1	
SP '01	265	6747	.4	2.4	291	2689	.5	1.8	442	3273	.7	2.9	344	3377	.5	2.6	110	1663	.2	2.1	
KSCA-FM																					
SP '02	563	6243	.9	5.4	1420	4342	2.3	9.0	737	3898	1.2	5.0	338	2193	.6	2.7	169	1454	.3	3.4	
WI '02	510	5809	.8	5.0	1260	3934	2.1	8.4	690	3325	1.1	4.8	307	2322	.5	2.4	162	1362	.3	3.5	
FA '01	520	5594	.8	5.0	1383	4091	2.2	8.8	778	3642	1.3	5.4	277	1920	.4	2.2	75	739	.1	1.6	
SU '01	552	6585	.9	5.2	1457	4721	2.3	9.5	684	3888	1.1	4.5	340	2309	.5	2.6	151	1352	.2	2.8	
4-Book	536	6058	.9	5.2	1380	4272	2.2	8.9	722	3688	1.2	4.9	316	2186	.5	2.5	139	1227	.2	2.8	
SP '01	665	7036	1.0	6.1	1619	5053	2.5	10.2	956	4261	1.5	6.2	444	2534	.7	3.3	227	1722	.4	4.3	
KSPN-AM																					
SP '02	34	944	.1	.3	23	310		.1	47	401	.1	.3	86	494	.1	.7	9	260		.2	
WI '02	**	**	**	**	**	**	**	**	**	**	**	**	**	**	**	**	**	**	**	**	
FA '01	**	**	**	**	**	**	**	**	**	**	**	**	**	**	**	**	**	**	**	**	
SU '01	**	**	**	**	**	**	**	**	**	**	**	**	**	**	**	**	**	**	**	**	
4-Book	**	**	**	**	**	**	**	**	**	**	**	**	**	**	**	**	**	**	**	**	
SP '01	**	**	**	**	**	**	**	**	**	**	**	**	**	**	**	**	**	**	**	**	
KSSC-FM																					
SP '02	27	793		.3	36	433		.2	34	380		.2	25	345		.2	18	214		.4	
WI '02	27	681		.3	24	294		.2	34	291		.2	34	331		.3	21	272		.5	
FA '01	33	692	.1	.3	41	354	.1	.3	47	328	.1	.3	42	385	.1	.3	11	165		.2	
SU '01	25	860		.2	25	281		.2	25	293		.2	25	327		.2	16	256		.3	
4-Book	28	757		.3	32	341		.2	35	323		.2	32	347		.3	17	227		.4	
SP '01	20	743		.2	32	283		.2	21	319		.1	23	313		.2	8	159		.2	
KSSE-FM																					
SP '02	176	3336	.3	1.7	220	1500	.4	1.4	290	1740	.5	2.0	210	1665	.3	1.7	74	757	.1	1.5	
WI '02	151	3170	.2	1.5	264	1682	.4	1.8	183	1569	.3	1.3	193	1579	.3	1.5	55	681	.1	1.2	
FA '01	163	3393	.3	1.6	251	1840	.4	1.6	235	1719	.4	1.6	193	1759	.3	1.5	64	923	.1	1.3	
SU '01	205	3767	.3	1.9	321	1852	.5	2.1	273	1835	.4	1.8	257	2002	.4	2.0	97	1038	.2	1.8	
4-Book	174	3417	.3	1.7	264	1719	.4	1.7	245	1716	.4	1.7	213	1751	.3	1.7	73	850	.1	1.5	
SP '01	171	3773	.3	1.6	213	1818	.3	1.3	264	2047	.4	1.7	220	1793	.3	1.6	62	972	.1	1.2	

Target Listener Trends - Persons 18-49

** Station(s) not reported this survey.

* Listener estimates adjusted for reported broadcast schedule.

+ Station(s) changed call letters - see Page 13.

4-Book: Avg. of current and previous 3 surveys.
2-Book: Avg. of most recent 2 surveys.

Target Listener Trends

Target Listener Trends - Persons 18-49

	Persons 18-49																			
	Monday-Sunday 6AM-MID				Monday-Friday 6AM-10AM				Monday-Friday 10AM-3PM				Monday-Friday 3PM-7PM				Monday-Friday 7PM-MID			
	AQH (00)	Cume (00)	AQH Rtg	AQH Shr	AQH (00)	Cume (00)	AQH Rtg	AQH Shr	AQH (00)	Cume (00)	AQH Rtg	AQH Shr	AQH (00)	Cume (00)	AQH Rtg	AQH Shr	AQH (00)	Cume (00)	AQH Rtg	AQH Shr
KZLA-FM																				
SP '02	218	4103	.4	2.1	337	2313	.5	2.1	323	2300	.5	2.2	293	2549	.5	2.3	68	1122	.1	1.4
WI '02	187	3423	.3	1.8	273	1834	.4	1.8	249	1814	.4	1.7	262	2246	.4	2.1	60	989	.1	1.3
FA '01	200	3689	.3	1.9	239	1839	.4	1.5	271	2015	.4	1.9	313	2405	.5	2.5	91	1415	.1	1.9
SU '01	226	3966	.4	2.1	262	2045	.4	1.7	317	2178	.5	2.1	307	2408	.5	2.4	102	1146	.2	1.9
4-Book	208	3795	.4	2.0	278	2008	.4	1.8	290	2077	.5	2.0	294	2402	.5	2.3	80	1168	.1	1.6
SP '01	222	4005	.3	2.0	272	2112	.4	1.7	342	2076	.5	2.2	281	2297	.4	2.1	103	1303	.2	1.9
KGFI-FM																				
SP '02	41	1591	.1	.4	32	499	.1	.2	51	644	.1	.3	54	780	.1	.4	27	483		.5
WI '02	40	1795	.1	.4	51	590	.1	.3	47	683	.1	.3	41	779	.1	.3	28	439		.6
FA '01	**	**	**	**	**	**	**	**	**	**	**	**	**	**	**	**	**	**	**	**
SU '01	43	1920	.1	.4	41	598	.1	.3	60	900	.1	.4	54	828	.1	.4	26	388		.5
4-Book	**	**	**	**	**	**	**	**	**	**	**	**	**	**	**	**	**	**	**	**
SP '01	**	**	**	**	**	**	**	**	**	**	**	**	**	**	**	**	**	**	**	**
XTRA-AM																				
SP '02	49	1170	.1	.5	55	381	.1	.4	113	609	.2	.8	81	644	.1	.6	9	168		.2
WI '02	44	1382	.1	.4	42	534	.1	.3	80	562	.1	.6	93	865	.2	.7	8	183		.2
FA '01	51	1464	.1	.5	71	547	.1	.5	96	709	.2	.7	80	782	.1	.6	19	150		.4
SU '01	59	1567	.1	.6	76	652	.1	.5	120	704	.2	.8	102	998	.2	.8	10	190		.2
4-Book	51	1396	.1	.5	61	529	.1	.4	102	646	.2	.7	89	822	.2	.7	12	173		.3
SP '01	63	1831	.1	.6	60	662	.1	.4	89	754	.1	.6	137	967	.2	1.0	13	310		.2
TOTALS																				
SP '02	10412	59278	17.0		15698	51304	25.6		14789	47355	24.1		12584	50376	20.5		4970	33327	8.1	
WI '02	10124	59088	16.5		15000	51429	24.4		14389	46165	23.4		12712	49866	20.7		4625	32303	7.5	
FA '01	10342	59932	16.7		15748	51852	25.4		14491	48266	23.4		12683	50188	20.4		4821	33986	7.8	
SU '01	10660	61118	16.7		15398	52298	24.2		15333	48990	24.1		12886	51551	20.2		5308	35280	8.3	
4-Book	10385	59854	16.7		15461	51721	24.9		14751	47694	23.8		12716	50495	20.5		4931	33724	7.9	
SP '01	10856	61696	17.0		15901	53360	25.0		15463	48554	24.3		13346	51835	21.0		5298	34743	8.3	

** Station(s) not reported this survey.

* Listener estimates adjusted for reported broadcast schedule.

+ Station(s) changed call letters - see Page 13.

4-Book: Avg. of current and previous 3 surveys.
2-Book: Avg. of most recent 2 surveys.

Target Listener Estimates

	Persons 18-49																			
	Monday-Friday 6AM-7PM				Weekend 6AM-MID				Saturday 6AM-10AM				Saturday 10AM-3PM				Saturday 3PM-7PM			
	AQH (00)	Cume (00)	AQH Rtg	AQH Shr	AQH (00)	Cume (00)	AQH Rtg	AQH Shr	AQH (00)	Cume (00)	AQH Rtg	AQH Shr	AQH (00)	Cume (00)	AQH Rtg	AQH Shr	AQH (00)	Cume (00)	AQH Rtg	AQH Shr
KABC-AM																				
SP '02	107	1543	.2	.7	34	686	.1	.5	22	110	.1	.3	64	273	.1	.5	15	72	.1	.2
4-Book	148	1679	.3	1.0	42	655	.1	.6	47	165	.1	.6	77	271	.1	.7	47	148	.1	.6
KBIG-FM																				
SP '02	520	6039	.8	3.6	203	3011	.3	2.9	161	518	.3	2.0	410	1223	.7	3.5	276	910	.4	3.3
4-Book	501	5631	.8	3.5	192	3054	.3	2.7	167	577	.3	2.1	369	1238	.6	3.1	250	901	.4	3.0
KBLA-AM																				
SP '02	163	1210	.3	1.1	54	550	.1	.8	42	107	.1	.5	101	189	.2	.9	58	171	.1	.7
4-Book	185	1345	.3	1.3	64	643	.1	.9	49	124	.1	.6	106	232	.2	.9	114	251	.2	1.4
KBUA-FM																				
SP '02	75	617	.1	.5	32	313	.1	.5	57	143	.1	.7	47	134	.1	.4	56	132	.1	.7
4-Book	60	515	.1	.4	36	325	.1	.5	56	132	.1	.7	69	171	.1	.6	36	96	.1	.5
KBUE-FM																				
SP '02	399	3280	.6	2.8	222	1950	.4	3.2	271	594	.4	3.3	323	824	.5	2.8	263	653	.4	3.1
4-Book	357	3313	.6	2.5	212	2023	.3	3.0	275	617	.4	3.4	355	871	.6	3.0	269	704	.4	3.2
KCBS-FM																				
SP '02	434	6357	.7	3.0	193	3231	.3	2.8	154	756	.3	1.9	320	1323	.5	2.7	367	1194	.6	4.3
4-Book	387	5622	.6	2.7	182	3143	.3	2.6	150	644	.3	1.9	333	1271	.5	2.8	266	977	.4	3.2
KDIS-AM																				
SP '02	45	1372	.1	.3	31	672	.1	.4	37	160	.1	.5	59	206	.1	.5	46	164	.1	.5
4-Book	**	**	**	**	**	**	**	**	**	**	**	**	**	**	**	**	**	**	**	**
KFI -AM																				
SP '02	332	3235	.5	2.3	81	1297	.1	1.2	174	562	.3	2.2	104	360	.2	.9	35	129	.1	.4
4-Book	347	3537	.6	2.4	97	1385	.1	1.4	208	581	.4	2.6	133	486	.2	1.2	66	207	.1	.8
KFSH-FM																				
SP '02	99	1275	.2	.7	57	914	.1	.8	80	286	.1	1.0	69	367	.1	.6	78	331	.1	.9
4-Book	110	1397	.2	.8	61	978	.1	.9	57	258	.1	.7	94	411	.2	.8	71	307	.1	.9
KFWB-AM																				
SP '02	121	2795	.2	.8	43	1190	.1	.6	88	335	.1	1.1	50	310	.1	.4	54	301	.1	.6
4-Book	151	3183	.3	1.1	48	1267	.1	.7	87	388	.1	1.1	66	345	.1	.5	52	266	.1	.6
+KHHT-FM																				
SP '02	426	5159	.7	3.0	213	3074	.3	3.0	171	595	.3	2.1	319	1147	.5	2.7	315	1022	.5	3.7
4-Book	449	5121	.7	3.1	262	3263	.4	3.8	242	790	.4	3.0	393	1300	.6	3.3	334	1016	.5	3.9
KHJ -AM																				
SP '02	129	1184	.2	.9	52	476	.1	.7	58	161	.1	.7	101	206	.2	.9	79	172	.1	.9
4-Book	101	1066	.2	.7	54	586	.1	.8	78	207	.1	1.0	95	219	.2	.8	76	181	.1	.9
KIIS-FM																				
SP '02	540	9794	.9	3.8	326	5958	.5	4.7	286	1111	.5	3.5	529	2394	.9	4.5	420	1650	.7	4.9
4-Book	596	9790	1.0	4.2	332	5895	.5	4.8	318	1285	.5	3.9	552	2345	.9	4.7	394	1506	.7	4.6
KVVS-FM																				
SP '02	38	522	.1	.3	17	235	.1	.2	12	59	.1	.1	34	140	.1	.3	37	94	.1	.4
4-Book	19	305	.1	.1	13	175	.1	.2	10	49	.1	.1	28	82	.1	.3	23	57	.1	.3
KJLH-FM																				
SP '02	174	1970	.3	1.2	174	1700	.3	2.5	104	271	.2	1.3	164	448	.3	1.4	181	488	.3	2.1
4-Book	170	1991	.3	1.2	174	1712	.3	2.5	109	325	.2	1.4	195	556	.3	1.7	161	436	.3	1.9
KKBT-FM																				
SP '02	558	6787	.9	3.9	236	3925	.4	3.4	275	907	.4	3.4	464	1769	.8	4.0	312	1168	.5	3.7
4-Book	605	6818	1.0	4.2	270	3891	.4	3.9	288	892	.5	3.6	461	1579	.7	3.9	368	1186	.6	4.3
KKLA-FM																				
SP '02	72	1061	.1	.5	13	345	.1	.2	10	45	.1	.1	2	29	.1	.1	17	50	.1	.2
4-Book	69	889	.1	.5	16	263	.1	.3	15	58	.1	.2	22	61	.1	.2	16	50	.1	.2

** Station(s) not reported this survey.

* Listener estimates adjusted for reported broadcast schedule.

+ Station(s) changed call letters - see Page 13.

4-Book: Avg. of current and previous 3 surveys.
2-Book: Avg. of most recent 2 surveys.

Target Listener Estimates

Persons 18-49

Target Listener Estimates - Persons 18-49

	Monday-Friday 6AM-7PM				Weekend 6AM-MID				Saturday 6AM-10AM				Saturday 10AM-3PM				Saturday 3PM-7PM			
	AQH (00)	Cume (00)	AQH Rtg	AQH Shr	AQH (00)	Cume (00)	AQH Rtg	AQH Shr	AQH (00)	Cume (00)	AQH Rtg	AQH Shr	AQH (00)	Cume (00)	AQH Rtg	AQH Shr	AQH (00)	Cume (00)	AQH Rtg	AQH Shr
KLAC-AM																				
SP '02	81	1601	.1	.6	50	1051	.1	.7					18	105	.2		43	126	.1	.5
4-Book	54	1013	.1	.4	25	492	.1	.4	12	25		.2	27	103	.1	.3	26	93	.1	.3
KLAX-FM																				
SP '02	456	4310	.7	3.2	315	2971	.5	4.5	340	838	.6	4.2	530	1182	.9	4.5	314	807	.5	3.7
4-Book	408	4317	.7	2.9	279	2862	.5	4.0	314	847	.5	3.9	476	1196	.8	4.0	325	861	.5	3.9
KLCS-FM																				
SP '02	412	5683	.7	2.9	175	3028	.3	2.5	180	667	.3	2.2	295	1129	.5	2.5	259	846	.4	3.1
4-Book	441	5508	.7	3.1	179	2922	.3	2.6	188	665	.3	2.3	335	1140	.6	2.8	266	950	.4	3.2
KLSX-FM																				
SP '02	565	4222	.9	3.9	65	1288	.1	.9	58	260	.1	.7	65	252	.1	.6	71	290	.1	.8
4-Book	584	4731	.9	4.1	74	1338	.1	1.1	87	275	.1	1.1	88	340	.1	.8	88	330	.2	1.0
KLTX-AM																				
SP '02	138	706	.2	1.0	96	529	.2	1.4	151	296	.2	1.9	164	318	.3	1.4	105	197	.2	1.2
4-Book	132	623	.2	.9	76	472	.1	1.1	125	265	.2	1.6	117	261	.2	1.0	73	165	.1	.9
KLVE-FM																				
SP '02	604	6052	1.0	4.2	286	3481	.5	4.1	452	1183	.7	5.6	529	1344	.9	4.5	225	643	.4	2.7
4-Book	576	6047	.9	4.0	326	3766	.6	4.7	430	1152	.7	5.3	521	1341	.9	4.4	301	844	.5	3.6
KLYY-FM																				
SP '02	158	2731	.3	1.1	99	1534	.2	1.4	93	294	.2	1.1	135	523	.2	1.2	116	431	.2	1.4
4-Book	189	2755	.3	1.3	115	1624	.2	1.7	96	322	.2	1.2	200	659	.3	1.7	151	520	.3	1.8
KMXN-FM																				
SP '02	88	935	.1	.6	33	528	.1	.5	25	89		.3	69	200	.1	.6	32	144	.1	.4
4-Book	**	**	**	**	**	**	**	**	**	**	**	**	**	**	**	**	**	**	**	**
KMZT-FM																				
SP '02	100	1506	.2	.7	46	847	.1	.7	33	121	.1	.4	92	324	.1	.8	48	215	.1	.6
4-Book	112	1562	.2	.8	49	932	.1	.7	50	196	.1	.6	84	313	.1	.7	57	221	.1	.7
KNX -AM																				
SP '02	185	3379	.3	1.3	58	1456	.1	.8	101	472	.2	1.2	112	429	.2	1.0	60	283	.1	.7
4-Book	194	3500	.3	1.4	68	1506	.1	1.0	107	463	.2	1.3	104	451	.2	.9	80	306	.1	1.0
KOST-FM																				
SP '02	504	5702	.8	3.5	233	3531	.4	3.3	298	938	.5	3.7	400	1267	.7	3.4	250	858	.4	2.9
4-Book	548	6128	.9	3.8	252	3591	.4	3.6	269	856	.4	3.3	400	1289	.7	3.4	299	935	.5	3.5
KPLS-AM																				
SP '02	18	232		.1	3	84														
4-Book	**	**	**	**	**	**	**	**	**	**	**	**	**	**	**	**	**	**	**	**
KPWR-FM																				
SP '02	696	8819	1.1	4.8	404	6017	.7	5.8	369	1262	.6	4.6	744	2905	1.2	6.3	533	2117	.9	6.3
4-Book	641	8956	1.0	4.5	365	5535	.6	5.2	330	1178	.5	4.1	639	2401	1.0	5.4	529	1859	.9	6.3
KRCD-FM																				
SP '02	130	1234	.2	.9	62	605	.1	.9	67	204	.1	.8	95	297	.2	.8	77	231	.1	.9
4-Book	102	998	.2	.7	51	544	.1	.7	51	149	.1	.6	104	271	.2	.9	71	194	.1	.9
KRCV-FM																				
SP '02	109	939	.2	.8	61	595	.1	.9	73	202	.1	.9	96	232	.2	.8	83	204	.1	1.0
4-Book	100	982	.2	.7	55	573	.1	.8	73	177	.1	.9	82	232	.1	.7	67	168	.1	.8
KRLA-AM																				
SP '02	29	503		.2	12	145		.2	3	12			15	38		.1	25	67		.3
4-Book	60	676	.1	.4	8	140		.2	6	22		.1	6	21		.1	12	34		.2
+KRLH-AM																				
SP '02	1	18				18							2	18						
4-Book	**	**	**	**	**	**	**	**	**	**	**	**	**	**	**	**	**	**	**	**

** Station(s) not reported this survey.

* Listener estimates adjusted for reported broadcast schedule.

+ Station(s) changed call letters - see Page 13.

4-Book: Avg. of current and previous 3 surveys.
2-Book: Avg. of most recent 2 surveys.

Target Listener Estimates

		Persons 18-49																				
		Monday-Friday 6AM-7PM				Weekend 6AM-MID				Saturday 6AM-10AM				Saturday 10AM-3PM				Saturday 3PM-7PM				
		AQH (00)	Cume (00)	AQH Rtg	AQH Shr	AQH (00)	Cume (00)	AQH Rtg	AQH Shr	AQH (00)	Cume (00)	AQH Rtg	AQH Shr	AQH (00)	Cume (00)	AQH Rtg	AQH Shr	AQH (00)	Cume (00)	AQH Rtg	AQH Shr	
KROQ-FM	SP '02	715	9601	1.2	5.0	364	5737	.6	5.2	288	1294	.5	3.6	603	2410	1.0	5.1	542	1985	.9	6.4	
	4-Book	800	9595	1.3	5.6	421	6065	.7	6.0	355	1400	.6	4.4	756	2766	1.2	6.4	577	2098	.9	6.8	
KRTH-FM	SP '02	371	5160	.6	2.6	202	2923	.3	2.9	175	729	.3	2.2	399	1270	.6	3.4	280	816	.5	3.3	
	4-Book	362	5234	.6	2.5	188	3023	.3	2.7	164	706	.3	2.1	379	1259	.6	3.2	250	840	.4	3.0	
KSCA-FM	SP '02	824	5511	1.3	5.7	366	3155	.6	5.2	1112	1979	1.8	13.7	613	1677	1.0	5.2	294	743	.5	3.5	
	4-Book	800	5456	1.3	5.6	337	3218	.6	4.8	1093	2000	1.8	13.5	536	1538	.9	4.5	245	664	.4	2.9	
KSPN-AM	SP '02	52	700	.1	.4	18	457	**	.3	9	69	**	.1	46	178	.1	.4	18	82	**	.2	
	4-Book	**	**	**	**	**	**	**	**	**	**	**	**	**	**	**	**	**	**	**	**	**
KSSC-FM	SP '02	32	594	.1	.2	23	461		.3	24	76		.3	41	184	.1	.3	24	93		.3	
	4-Book	33	579	.1	.2	26	403		.4	19	66		.2	45	160	.1	.4	43	111	.1	.5	
KSSE-FM	SP '02	244	2768	.4	1.7	125	1613	.2	1.8	154	450	.3	1.9	245	662	.4	2.1	132	497	.2	1.6	
	4-Book	241	2870	.4	1.7	123	1654	.2	1.8	153	439	.3	1.9	224	706	.4	1.9	136	471	.2	1.6	
KTNO-AM	SP '02	80	773	.1	.6	43	413	.1	.6	99	185	.2	1.2	63	116	.1	.5	39	86	.1	.5	
	4-Book	74	780	.1	.5	39	453	.1	.6	82	169	.2	1.0	59	135	.1	.5	27	65	.1	.3	
KTWV-FM	SP '02	374	3441	.6	2.6	188	2322	.3	2.7	186	556	.3	2.3	343	979	.6	2.9	249	717	.4	2.9	
	4-Book	396	3734	.6	2.8	190	2439	.3	2.7	188	636	.3	2.3	366	997	.6	3.1	220	695	.4	2.6	
KWIZ-FM	SP '02	199	1767	.3	1.4	125	1167	.2	1.8	100	319	.2	1.2	263	557	.4	2.2	152	351	.2	1.8	
	4-Book	152	1333	.3	1.1	94	925	.2	1.4	95	256	.2	1.2	168	410	.3	1.4	115	288	.2	1.4	
KWKV-AM	SP '02	70	562	.1	.5	17	297		.2	41	82	.1	.5	33	125	.1	.3	10	27		.1	
	4-Book	82	627	.1	.6	24	297		.3	56	115	.1	.7	44	124	.1	.4	17	58		.2	
KWVE-FM	SP '02	77	1276	.1	.5	31	673	.1	.4	42	206	.1	.5	35	151	.1	.3	42	128	.1	.5	
	4-Book	72	1095	.1	.5	35	560	.1	.5	27	129	.1	.3	38	141	.1	.4	37	110	.1	.5	
KXDL-FM	SP '02	465	3935	.8	3.2	244	2288	.4	3.5	296	681	.5	3.7	438	1038	.7	3.7	250	711	.4	2.9	
	4-Book	406	3701	.7	2.8	229	2279	.4	3.3	266	676	.4	3.3	424	1028	.7	3.6	236	643	.4	2.8	
KXTA-AM	SP '02	112	1308	.2	.8	22	602		.3	14	110		.2	33	179	.1	.3	22	131		.3	
	4-Book	89	1168	.2	.6	22	494		.3	13	75		.2	47	182	.1	.4	25	117		.3	
KYSR-FM	SP '02	464	7365	.8	3.2	201	4109	.3	2.9	167	912	.3	2.1	355	1465	.6	3.0	295	1197	.5	3.5	
	4-Book	512	7595	.8	3.6	209	4274	.3	3.0	173	817	.3	2.1	379	1683	.6	3.2	316	1323	.5	3.8	
KZLA-FM	SP '02	318	3695	.5	2.2	143	2281	.2	2.0	139	608	.2	1.7	229	958	.4	2.0	196	785	.3	2.3	
	4-Book	288	3358	.5	2.0	153	2209	.2	2.2	163	671	.3	2.0	278	970	.4	2.4	194	746	.3	2.3	
KGGI-FM	SP '02	46	1233	.1	.3	42	783	.1	.6	18	142		.2	60	335	.1	.5	70	256	.1	.8	
	4-Book	**	**	**	**	**	**	**	**	**	**	**	**	**	**	**	**	**	**	**	**	**
XTRA-AM	SP '02	86	982	.1	.6	11	360		.2	13	47		.2	15	102		.1	16	78		.2	
	4-Book	86	1160	.1	.6	16	407		.2	28	114	.1	.4	20	110		.2	11	46		.1	
TOTALS	SP '02	14390	58176	23.4		7001	47114	11.4		8091	21169	13.2		11724	28955	19.1		8488	22188	13.8		
	4-Book	14343	58877	23.1		7012	47752	11.3		8099	21296	13.0		11823	29415	19.0		8467	22229	13.7		

** Station(s) not reported this survey.

* Listener estimates adjusted for reported broadcast schedule.

+ Station(s) changed call letters - see Page 13.

4-Book: Avg. of current and previous 3 surveys.
2-Book: Avg. of most recent 2 surveys.

Target Listener Estimates

Persons 18-49

Target Listener Estimates - Persons 18-49

	Saturday 7PM-MID				Sunday 6AM-10AM				Sunday 10AM-3PM				Sunday 3PM-7PM				Sunday 7PM-MID			
	AQH (00)	Cume (00)	AQH Rtg	AQH Shr	AQH (00)	Cume (00)	AQH Rtg	AQH Shr	AQH (00)	Cume (00)	AQH Rtg	AQH Shr	AQH (00)	Cume (00)	AQH Rtg	AQH Shr	AQH (00)	Cume (00)	AQH Rtg	AQH Shr
KABC-AM																				
SP '02	15	52	.3	.3	48	170	.1	1.0	39	152	.1	.5	34	189	.1	.5	34	100	.1	1.0
4-Book	16	46	.3	.3	47	146	.1	1.0	52	182	.1	.7	36	161	.1	.6	15	62	.1	.5
KBIG-FM																				
SP '02	185	632	.3	3.8	95	465	.2	2.0	285	936	.5	3.4	120	570	.2	1.9	62	371	.1	1.9
4-Book	215	749	.4	4.5	88	412	.2	1.8	208	824	.4	2.5	138	553	.2	2.2	75	375	.1	2.2
KBLA-AM																				
SP '02	42	130	.1	.9	20	47	.4	.4	54	138	.1	.6	93	185	.2	1.5	19	80	.6	.6
4-Book	38	125	.1	.8	32	86	.1	.7	67	180	.1	.8	86	169	.2	1.3	26	71	.7	.7
KBUA-FM																				
SP '02	16	61	.3	.3	16	54	.3	.3	58	110	.1	.7	9	26	.1	.1				
4-Book	12	54	.3	.3	29	76	.1	.6	56	118	.1	.7	23	60	.4	.4	6	28	.2	.2
KBUE-FM																				
SP '02	140	431	.2	2.9	154	418	.3	3.2	266	688	.4	3.2	245	636	.4	3.8	125	335	.2	3.8
4-Book	124	408	.2	2.6	149	378	.3	3.1	255	686	.4	3.1	180	471	.3	2.9	94	302	.2	2.8
KCBS-FM																				
SP '02	95	372	.2	2.0	71	343	.1	1.5	216	1014	.4	2.6	256	798	.4	4.0	81	407	.1	2.4
4-Book	101	466	.2	2.1	91	399	.2	1.9	225	951	.4	2.8	202	743	.3	3.2	80	390	.1	2.4
KDIS-AM																				
SP '02	8	46	.2	.2	19	84	.4	.4	32	117	.1	.4	50	172	.1	.8	4	27	.1	.1
4-Book	**	**	**	**	**	**	**	**	**	**	**	**	**	**	**	**	**	**	**	**
KFI -AM																				
SP '02	47	148	.1	1.0	58	275	.1	1.2	122	424	.2	1.5	60	141	.1	.9	53	224	.1	1.6
4-Book	48	164	.1	1.0	102	343	.2	2.1	117	404	.2	1.4	57	197	.1	.9	54	192	.1	1.6
KFSH-FM																				
SP '02	31	167	.1	.6	63	383	.1	1.3	73	387	.1	.9	42	183	.1	.7	28	162	.8	.8
4-Book	36	180	.1	.8	67	356	.1	1.4	78	418	.1	1.0	65	249	.1	1.1	25	151	.7	.7
KFWB-AM																				
SP '02	28	187	.6	.6	28	216	.6	.6	48	275	.1	.6	43	193	.1	.7	11	71	.3	.3
4-Book	20	146	.4	.4	48	243	.1	1.0	57	340	.1	.7	44	226	.1	.7	19	128	.6	.6
+KHHT-FM																				
SP '02	179	668	.3	3.7	105	375	.2	2.2	185	762	.3	2.2	159	582	.3	2.5	248	582	.4	7.4
4-Book	222	749	.4	4.7	142	422	.2	2.9	239	859	.4	2.9	235	769	.4	3.8	270	681	.4	8.0
KHJ -AM																				
SP '02	12	30	.2	.2	55	153	.1	1.2	77	200	.1	.9	38	109	.1	.6	3	23	.1	.1
4-Book	28	90	.1	.6	50	132	.1	1.1	56	164	.1	.7	39	86	.1	.6	16	72	.5	.5
KIIS-FM																				
SP '02	283	1128	.5	5.9	245	952	.4	5.1	433	1936	.7	5.2	274	1142	.4	4.3	122	607	.2	3.7
4-Book	232	1050	.4	4.9	216	888	.4	4.4	459	1947	.8	5.6	311	1285	.5	5.0	160	746	.3	4.7
KVVS-FM																				
SP '02	16	35	.3	.3	1	11	.1	.1	7	41	.1	.1	17	39	.3	.3	14	33	.4	.4
4-Book	6	18	.1	.1	4	21	.1	.1	16	49	.2	.2	11	29	.2	.2	5	22	.2	.2
KJLH-FM																				
SP '02	101	289	.2	2.1	252	611	.4	5.3	301	798	.5	3.6	232	476	.4	3.6	73	250	.1	2.2
4-Book	107	351	.2	2.3	214	551	.3	4.4	284	774	.5	3.4	242	506	.4	3.8	87	238	.1	2.5
KKBT-FM																				
SP '02	165	724	.3	3.4	108	415	.2	2.3	207	842	.3	2.5	167	713	.3	2.6	175	694	.3	5.3
4-Book	218	913	.4	4.6	147	458	.3	3.0	233	846	.4	2.8	235	819	.4	3.8	200	712	.3	5.9
KKLA-FM																				
SP '02	15	63	.3	.3	9	29	.2	.2	21	119	.3	.3	17	92	.3	.3	15	45	.5	.5
4-Book	16	50	.3	.3	16	48	.3	.3	20	90	.3	.3	10	44	.2	.2	11	39	.4	.4

** Station(s) not reported this survey.

* Listener estimates adjusted for reported broadcast schedule.

+ Station(s) changed call letters - see Page 13.

4-Book: Avg. of current and previous 3 surveys.
2-Book: Avg. of most recent 2 surveys.

Target Listener Estimates

	Persons 18-49																			
	Saturday 7PM-MID				Sunday 6AM-10AM				Sunday 10AM-3PM				Sunday 3PM-7PM				Sunday 7PM-MID			
	AQH (00)	Cume (00)	AQH Rtg	AQH Shr	AQH (00)	Cume (00)	AQH Rtg	AQH Shr	AQH (00)	Cume (00)	AQH Rtg	AQH Shr	AQH (00)	Cume (00)	AQH Rtg	AQH Shr	AQH (00)	Cume (00)	AQH Rtg	AQH Shr
KLAC-AM																				
SP '02	15	61		.3	4	14		.1	62	325	.1	.7	248	735	.4	3.9	31	148	.1	.9
4-Book	10	57		.2	8	22		.2	29	137		.3	78	245	.1	1.2	16	69		.5
KLAX-FM																				
SP '02	244	539	.4	5.1	196	516	.3	4.1	422	1000	.7	5.1	318	720	.5	5.0	136	404	.2	4.1
4-Book	222	599	.4	4.7	196	541	.3	4.0	344	905	.6	4.2	242	639	.4	3.8	109	348	.2	3.2
KLOS-FM																				
SP '02	127	487	.2	2.6	83	278	.1	1.7	189	842	.3	2.3	208	691	.3	3.3	64	404	.1	1.9
4-Book	104	477	.2	2.2	82	322	.1	1.7	203	808	.4	2.5	186	686	.3	3.0	73	409	.1	2.2
KLSX-FM																				
SP '02	14	86		.3	151	508	.2	3.2	125	433	.2	1.5	27	107		.4	19	77		.6
4-Book	20	129		.4	114	381	.2	2.4	128	471	.2	1.6	59	184	.1	1.0	21	116		.6
KLTX-AM																				
SP '02	46	89	.1	1.0	116	300	.2	2.4	107	243	.2	1.3	71	181	.1	1.1	19	63		.6
4-Book	46	118	.1	1.0	103	256	.2	2.1	77	199	.1	.9	45	133	.1	.7	32	104	.1	.9
KLVE-FM																				
SP '02	234	721	.4	4.8	241	655	.4	5.0	309	1027	.5	3.7	192	454	.3	3.0	97	305	.2	2.9
4-Book	296	846	.5	6.2	247	695	.4	5.0	409	1119	.7	5.0	250	648	.4	4.0	138	464	.3	4.0
KLYY-FM																				
SP '02	77	287	.1	1.6	47	187	.1	1.0	157	552	.3	1.9	109	285	.2	1.7	55	234	.1	1.7
4-Book	88	345	.1	1.9	59	198	.1	1.2	157	526	.3	1.9	97	324	.2	1.5	61	238	.1	1.8
KMXN-FM																				
SP '02	25	113		.5	12	74		.3	42	157	.1	.5	38	140	.1	.6	15	80		.5
4-Book	**	**	**	**	**	**	**	**	**	**	**	**	**	**	**	**	**	**	**	**
KMZT-FM																				
SP '02	21	119		.4	23	87		.5	90	290	.1	1.1	31	112	.1	.5	18	90		.5
4-Book	23	132		.5	35	148	.1	.7	68	283	.1	.9	50	178	.1	.8	27	131		.8
KNX -AM																				
SP '02	31	196	.1	.6	34	163	.1	.7	49	316	.1	.6	45	192	.1	.7	33	191	.1	1.0
4-Book	35	189	.1	.7	58	210	.1	1.2	72	336	.1	.9	55	206	.1	.9	37	203	.1	1.1
KOST-FM																				
SP '02	213	770	.3	4.4	135	537	.2	2.8	226	854	.4	2.7	141	554	.2	2.2	176	675	.3	5.3
4-Book	203	758	.3	4.3	186	613	.3	3.8	270	970	.5	3.3	209	709	.3	3.4	171	675	.3	5.1
KPLS-AM																				
SP '02					5	25		.1	12	57		.1	11	42		.2				
4-Book	**	**	**	**	**	**	**	**	**	**	**	**	**	**	**	**	**	**	**	**
KPWR-FM																				
SP '02	416	1503	.7	8.6	203	794	.3	4.3	418	1530	.7	5.0	302	1099	.5	4.7	205	835	.3	6.2
4-Book	364	1415	.6	7.7	184	678	.3	3.8	358	1402	.6	4.3	311	1162	.5	4.9	185	742	.3	5.5
KRCD-FM																				
SP '02	42	125	.1	.9	48	143	.1	1.0	78	212	.1	.9	60	198	.1	.9	30	101		.9
4-Book	32	116	.1	.7	29	76		.6	50	163	.1	.6	42	120	.1	.7	26	83		.8
KRCV-FM																				
SP '02	58	142	.1	1.2	41	136	.1	.9	83	251	.1	1.0	30	101		.5	23	48		.7
4-Book	37	137	.1	.8	52	147	.1	1.1	71	199	.1	.9	53	139	.1	.9	13	52		.4
KRLA-AM																				
SP '02	11	27		.2					2	15			27	90		.4	14	35		.4
4-Book	6	17		.1	4	15		.1	8	30		.1	16	51		.3	11	33		.3
+KRLH-AM																				
SP '02	**	**	**	**	**	**	**	**	**	**	**	**	**	**	**	**	**	**	**	**
4-Book	**	**	**	**	**	**	**	**	**	**	**	**	**	**	**	**	**	**	**	**

** Station(s) not reported this survey.

* Listener estimates adjusted for reported broadcast schedule.

+ Station(s) changed call letters - see Page 13.

4-Book: Avg. of current and previous 3 surveys.
2-Book: Avg. of most recent 2 surveys.

Target Listener Estimates

Persons 18-49

	Saturday 7PM-MID				Sunday 6AM-10AM				Sunday 10AM-3PM				Sunday 3PM-7PM				Sunday 7PM-MID			
	AQH (00)	Cume (00)	AQH Rtg	AQH Shr	AQH (00)	Cume (00)	AQH Rtg	AQH Shr	AQH (00)	Cume (00)	AQH Rtg	AQH Shr	AQH (00)	Cume (00)	AQH Rtg	AQH Shr	AQH (00)	Cume (00)	AQH Rtg	AQH Shr
KROQ-FM																				
SP '02	290	1238	.5	6.0	174	786	.3	3.6	332	1426	.5	4.0	387	1529	.6	6.1	284	1139	.5	8.5
4-Book	313	1312	.5	6.6	188	746	.3	3.8	498	1932	.8	6.0	392	1517	.6	6.2	253	1069	.4	7.5
KRTH-FM																				
SP '02	87	255	.1	1.8	108	445	.2	2.3	259	814	.4	3.1	163	558	.3	2.6	130	410	.2	3.9
4-Book	110	382	.2	2.3	106	474	.2	2.2	231	876	.4	2.8	179	669	.3	2.8	74	334	.1	2.2
KSCA-FM																				
SP '02	108	334	.2	2.2	395	790	.6	8.3	280	770	.5	3.4	155	468	.3	2.4	69	210	.1	2.1
4-Book	88	291	.2	1.9	344	711	.6	7.0	264	752	.5	3.2	159	431	.3	2.5	63	228	.1	1.9
KSPN-AM																				
SP '02	8	66		.2	6	25		.1	19	78		.2	31	86	.1	.5	4	16		.1
4-Book	**	**	**	**	**	**	**	**	**	**	**	**	**	**	**	**	**	**	**	**
KSSC-FM																				
SP '02	22	88		.5	14	47		.3	39	175	.1	.5	18	66		.3	2	12		.1
4-Book	20	76		.4	10	42		.2	40	134	.1	.5	26	99		.4	7	28		.2
KSSE-FM																				
SP '02	85	336	.1	1.8	86	232	.1	1.8	173	521	.3	2.1	79	250	.1	1.2	35	153	.1	1.1
4-Book	82	309	.1	1.7	87	262	.1	1.7	147	528	.3	1.8	91	286	.1	1.4	59	219	.1	1.8
KTNQ-AM																				
SP '02	24	90		.5	13	25		.3	51	121	.1	.6	39	90	.1	.6	16	46		.5
4-Book	28	88		.6	22	72		.5	50	135	.1	.6	34	82	.1	.5	15	58		.4
KTWV-FM																				
SP '02	100	383	.2	2.1	78	332	.1	1.6	245	813	.4	2.9	221	648	.4	3.5	75	400	.1	2.3
4-Book	120	443	.2	2.5	112	394	.2	2.3	227	694	.4	2.8	184	566	.3	2.9	91	376	.1	2.7
KWIZ-FM																				
SP '02	71	284	.1	1.5	49	131	.1	1.0	145	323	.2	1.7	142	350	.2	2.2	64	245	.1	1.9
4-Book	80	261	.1	1.7	44	126	.1	.9	107	253	.2	1.3	80	223	.1	1.3	51	160	.1	1.5
KWKV-AM																				
SP '02	8	27		.2					13	47		.2	3	17			25	72		.8
4-Book	7	24		.2	16	36		.3	25	72		.3	16	45		.3	14	41		.4
KWVE-FM																				
SP '02	18	66		.4	57	268	.1	1.2	29	207		.3	11	75		.2	22	83		.7
4-Book	30	76		.6	45	201	.1	.9	49	217	.1	.6	26	97	.1	.5	24	90		.7
KXQL-FM																				
SP '02	127	376	.2	2.6	204	549	.3	4.3	318	758	.5	3.8	224	579	.4	3.5	98	323	.2	2.9
4-Book	105	345	.2	2.2	204	560	.3	4.2	315	806	.5	3.8	194	561	.3	3.1	89	299	.2	2.6
KXTA-AM																				
SP '02	22	124		.5	7	44		.1	39	199	.1	.5	24	114		.4	8	50		.2
4-Book	20	85		.4	3	19		.1	23	133		.3	31	114		.5	8	53		.2
KYSR-FM																				
SP '02	138	737	.2	2.9	90	569	.1	1.9	268	1390	.4	3.2	220	860	.4	3.5	70	397	.1	2.1
4-Book	130	715	.2	2.8	120	521	.2	2.5	245	1246	.4	3.0	219	963	.4	3.5	92	535	.2	2.7
KZLA-FM																				
SP '02	96	383	.2	2.0	78	389	.1	1.6	228	829	.4	2.7	131	532	.2	2.1	40	258	.1	1.2
4-Book	85	392	.2	1.8	86	372	.1	1.8	206	743	.4	2.5	154	542	.3	2.4	56	252	.1	1.6
KGGI-FM																				
SP '02	68	184	.1	1.4	8	65		.2	35	106	.1	.4	51	198	.1	.8	25	59		.8
4-Book	**	**	**	**	**	**	**	**	**	**	**	**	**	**	**	**	**	**	**	**
XTRA-AM																				
SP '02	2	15			22	76		.5	6	46		.1	20	70		.3	1	15		
4-Book	7	30		.2	24	97		.5	21	118		.3	19	81		.3	3	30		.1
TOTALS																				
SP '02	4826	14548	7.9		4776	14182	7.8		8351	22680	13.6		6368	16752	10.4		3330	10955	5.4	
4-Book	4757	14953	7.7		4910	14342	7.9		8267	22850	13.3		6301	16993	10.2		3408	11264	5.5	

** Station(s) not reported this survey.

* Listener estimates adjusted for reported broadcast schedule.

+ Station(s) changed call letters - see Page 13.

4-Book: Avg. of current and previous 3 surveys.
2-Book: Avg. of most recent 2 surveys.

Target Listener Estimates - Persons 18-49

Target Listener Trends

Persons 25-49

Target Listener Trends - Persons 25-49

	Monday-Sunday 6AM-MID				Monday-Friday 6AM-10AM				Monday-Friday 10AM-3PM				Monday-Friday 3PM-7PM				Monday-Friday 7PM-MID			
	AQH (00)	Cume (00)	AQH Rtg	AQH Shr	AQH (00)	Cume (00)	AQH Rtg	AQH Shr	AQH (00)	Cume (00)	AQH Rtg	AQH Shr	AQH (00)	Cume (00)	AQH Rtg	AQH Shr	AQH (00)	Cume (00)	AQH Rtg	AQH Shr
KMXN-FM																				
SP '02	45	882	.1	.5	54	418	.1	.4	79	384	.2	.6	62	521	.1	.6	18	251		.5
WI '02	**	**	**	**	**	**	**	**	**	**	**	**	**	**	**	**	**	**	**	**
FA '01	**	**	**	**	**	**	**	**	**	**	**	**	**	**	**	**	**	**	**	**
SU '01	**	**	**	**	**	**	**	**	**	**	**	**	**	**	**	**	**	**	**	**
4-Book	**	**	**	**	**	**	**	**	**	**	**	**	**	**	**	**	**	**	**	**
SP '01	45	874	.1	.5	62	499	.1	.5	86	438	.2	.7	67	582	.1	.6	14	264		.4
KMZT-FM																				
SP '02	65	1871	.1	.8	74	627	.2	.6	109	725	.2	.9	99	830	.2	1.0	25	479	.1	.7
WI '02	97	2031	.2	1.2	106	928	.2	.8	191	869	.4	1.6	135	1078	.3	1.3	40	584	.1	1.2
FA '01	61	1798	.1	.7	50	613	.1	.4	76	675	.2	.7	81	746	.2	.8	50	554	.1	1.5
SU '01	65	1587	.1	.8	65	714	.1	.5	106	619	.2	.9	105	822	.2	1.0	39	633	.1	1.0
4-Book	72	1822	.1	.9	74	721	.2	.6	121	722	.3	1.0	105	869	.2	1.0	39	563	.1	1.1
SP '01	64	2048	.1	.7	67	755	.1	.5	81	755	.2	.6	102	1026	.2	1.0	39	561	.1	1.0
KNX -AM																				
SP '02	120	3693	.2	1.4	244	2018	.5	1.9	164	1694	.3	1.3	142	1831	.3	1.4	54	871	.1	1.5
WI '02	121	3576	.2	1.5	245	2114	.5	1.9	119	1476	.2	1.0	153	1843	.3	1.5	75	859	.2	2.2
FA '01	132	4195	.3	1.6	256	2517	.5	2.0	146	1606	.3	1.2	191	2198	.4	1.9	57	738	.1	1.7
SU '01	144	3913	.3	1.7	285	2413	.6	2.2	159	1721	.3	1.3	190	2044	.4	1.9	92	1141	.2	2.4
4-Book	129	3844	.3	1.6	258	2266	.5	2.0	147	1624	.3	1.2	169	1979	.4	1.7	70	902	.2	2.0
SP '01	95	3233	.2	1.1	198	1741	.4	1.5	80	1171	.2	.6	156	1731	.3	1.5	67	731	.1	1.8
KOST-FM																				
SP '02	324	6027	.7	3.9	403	2878	.8	3.1	526	2745	1.1	4.3	405	2907	.8	3.9	177	1878	.4	5.0
WI '02	362	6553	.7	4.4	391	2783	.8	3.1	612	3031	1.3	5.1	488	3556	1.0	4.7	199	2266	.4	5.9
FA '01	356	6239	.7	4.3	405	2898	.8	3.1	550	3102	1.1	4.7	450	3313	.9	4.4	181	2192	.4	5.4
SU '01	295	6075	.6	3.5	362	2754	.7	2.8	520	3176	1.0	4.2	368	3158	.7	3.6	171	1798	.3	4.5
4-Book	334	6224	.7	4.0	390	2828	.8	3.0	552	3014	1.1	4.6	428	3234	.9	4.2	182	2034	.4	5.2
SP '01	322	6167	.6	3.7	390	2881	.8	3.0	515	2904	1.0	4.1	428	3235	.9	4.0	162	1811	.3	4.3
KPLS-AM																				
SP '02	10	266		.1	5	57			24	147		.2	17	94		.2	3	69		.1
WI '02	**	**	**	**	**	**	**	**	**	**	**	**	**	**	**	**	**	**	**	**
FA '01	**	**	**	**	**	**	**	**	**	**	**	**	**	**	**	**	**	**	**	**
SU '01	**	**	**	**	**	**	**	**	**	**	**	**	**	**	**	**	**	**	**	**
4-Book	**	**	**	**	**	**	**	**	**	**	**	**	**	**	**	**	**	**	**	**
SP '01	**	**	**	**	**	**	**	**	**	**	**	**	**	**	**	**	**	**	**	**
KPWR-FM																				
SP '02	293	5377	.6	3.5	442	2497	.9	3.4	340	2453	.7	2.8	409	2946	.8	4.0	154	1694	.3	4.4
WI '02	270	5524	.6	3.3	366	2317	.8	2.9	363	2860	.7	3.1	334	2864	.7	3.2	143	1770	.3	4.2
FA '01	172	4703	.4	2.1	227	1954	.5	1.7	213	2304	.4	1.8	233	2521	.5	2.3	85	1330	.2	2.5
SU '01	237	5473	.5	2.8	385	2632	.8	3.0	302	2411	.6	2.5	298	2932	.6	2.9	112	1285	.2	2.9
4-Book	243	5269	.5	2.9	355	2350	.8	2.8	305	2507	.6	2.6	319	2816	.7	3.1	124	1520	.3	3.5
SP '01	237	5306	.5	2.7	356	2375	.7	2.7	290	2380	.6	2.3	305	2689	.6	2.9	98	1150	.2	2.6
KRCD-FM																				
SP '02	86	1253	.2	1.0	124	614	.3	.9	136	741	.3	1.1	98	665	.2	1.0	34	395	.1	1.0
WI '02	64	1138	.1	.8	79	551	.2	.6	86	499	.2	.7	90	570	.2	.9	35	388	.1	1.0
FA '01	49	712	.1	.6	72	342	.1	.6	76	392	.2	.7	64	396	.1	.6	17	203		.5
SU '01	73	833	.1	.9	65	323	.1	.5	122	531	.2	1.0	98	452	.2	1.0	46	327	.1	1.2
4-Book	68	984	.1	.8	85	458	.2	.7	105	541	.2	.9	88	521	.2	.9	33	328	.1	.9
SP '01	58	1007	.1	.7	64	325	.1	.5	80	561	.2	.6	64	369	.1	.6	28	286	.1	.7
KRCV-FM																				
SP '02	79	1056	.2	.9	103	441	.2	.8	107	564	.2	.9	109	628	.2	1.1	38	308	.1	1.1
WI '02	87	1098	.2	1.1	152	700	.3	1.2	134	612	.3	1.1	101	522	.2	1.0	18	244		.5
FA '01	54	866	.1	.7	67	497	.1	.5	82	486	.2	.7	83	499	.2	.8	20	272		.6
SU '01	58	1081	.1	.7	54	477	.1	.4	82	544	.2	.7	69	548	.1	.7	31	317	.1	.8
4-Book	70	1025	.2	.9	94	529	.2	.7	101	552	.2	.9	91	549	.2	.9	27	285	.1	.8
SP '01	51	766	.1	.6	69	413	.1	.5	74	401	.1	.6	66	371	.1	.6	29	162	.1	.8

** Station(s) not reported this survey.

* Listener estimates adjusted for reported broadcast schedule.

+ Station(s) changed call letters - see Page 13.

4-Book: Avg. of current and previous 3 surveys.
2-Book: Avg. of most recent 2 surveys.

Target Listener Trends

Persons 25-49																				
Monday-Sunday 6AM-MID				Monday-Friday 6AM-10AM				Monday-Friday 10AM-3PM				Monday-Friday 3PM-7PM				Monday-Friday 7PM-MID				
AQH (00)	Cume (00)	AQH Rtg	AQH Shr	AQH (00)	Cume (00)	AQH Rtg	AQH Shr	AQH (00)	Cume (00)	AQH Rtg	AQH Shr	AQH (00)	Cume (00)	AQH Rtg	AQH Shr	AQH (00)	Cume (00)	AQH Rtg	AQH Shr	
KRLA-AM																				
SP '02	18	568	.2	19	233	.1	39	329	.1	.3	16	162	.2	5	72	.1				
WI '02	46	832	.1	63	473	.1	114	562	.2	1.0	66	424	.1	8	108	.2				
FA '01	30	773	.1	44	372	.1	50	402	.1	.4	53	371	.1	7	91	.2				
SU '01	38	703	.1	81	406	.2	77	463	.2	.6	47	265	.1	7	60	.2				
4-Book	33	719	.1	52	371	.1	70	439	.2	.6	46	306	.1	7	83	.2				
SP '01	44	745	.1	88	494	.2	92	451	.2	.7	55	273	.1	9	138	.2				
+KRLH-AM																				
SP '02	1	18					2	18												
WI '02	**	**	**	**	**	**	**	**	**	**	**	**	**	**	**	**				
FA '01	**	**	**	**	**	**	**	**	**	**	**	**	**	**	**	**				
SU '01	**	**	**	**	**	**	**	**	**	**	**	**	**	**	**	**				
4-Book	**	**	**	**	**	**	**	**	**	**	**	**	**	**	**	**				
SP '01	**	**	**	**	**	**	**	**	**	**	**	**	**	**	**	**				
KROQ-FM																				
SP '02	313	6910	.6	532	3702	1.1	379	3289	.8	3.1	417	4021	.9	155	2215	.3				
WI '02	396	7109	.8	714	3965	1.5	486	3463	1.0	4.1	484	4257	1.0	157	1970	.3				
FA '01	420	6919	.9	767	3936	1.6	550	3702	1.1	4.7	465	4010	1.0	195	2515	.4				
SU '01	379	6705	.8	653	3539	1.3	522	3268	1.0	4.3	451	3670	.9	167	2257	.3				
4-Book	377	6911	.8	667	3786	1.4	484	3431	1.0	4.1	454	3990	1.0	169	2239	.3				
SP '01	424	6849	.8	694	3855	1.4	590	3247	1.2	4.7	563	4019	1.1	232	2324	.5				
KRTH-FM																				
SP '02	217	5199	.4	271	2512	.6	351	2390	.7	2.9	257	2251	.5	82	1135	.2				
WI '02	210	5391	.4	255	2216	.5	321	2524	.7	2.7	300	2918	.6	75	1316	.2				
FA '01	214	5265	.4	262	2163	.5	389	2484	.8	3.3	254	2393	.5	75	1270	.2				
SU '01	238	5478	.5	270	2248	.5	401	2637	.8	3.3	317	2855	.6	82	1306	.2				
4-Book	220	5333	.4	265	2285	.5	366	2509	.8	3.1	282	2604	.6	79	1257	.2				
SP '01	224	5409	.4	257	2284	.5	375	2668	.7	3.0	291	2809	.6	88	1285	.2				
KSCA-FM																				
SP '02	483	4950	1.0	1230	3608	2.5	623	3121	1.3	5.1	299	1776	.6	147	1169	.3				
WI '02	454	4856	.9	1144	3391	2.4	606	2875	1.2	5.1	277	1991	.6	124	1027	.3				
FA '01	433	4465	.9	1142	3322	2.4	646	2898	1.3	5.5	236	1563	.5	51	541	.1				
SU '01	446	5167	.9	1217	3830	2.4	546	2981	1.1	4.5	261	1809	.5	111	958	.2				
4-Book	454	4860	.9	1183	3538	2.4	605	2969	1.2	5.1	268	1785	.6	108	924	.2				
SP '01	567	5501	1.1	1401	4146	2.8	830	3509	1.7	6.6	382	1986	.8	158	1229	.3				
KSPN-AM																				
SP '02	33	878	.1	23	299	.2	47	401	.1	.4	86	494	.2	7	228	.2				
WI '02	**	**	**	**	**	**	**	**	**	**	**	**	**	**	**	**				
FA '01	**	**	**	**	**	**	**	**	**	**	**	**	**	**	**	**				
SU '01	**	**	**	**	**	**	**	**	**	**	**	**	**	**	**	**				
4-Book	**	**	**	**	**	**	**	**	**	**	**	**	**	**	**	**				
SP '01	**	**	**	**	**	**	**	**	**	**	**	**	**	**	**	**				
KSSC-FM																				
SP '02	19	557	.2	25	285	.1	23	239	.2	.2	20	254	.2	13	139	.4				
WI '02	21	509	.3	22	231	.2	30	247	.1	.3	25	278	.1	18	203	.5				
FA '01	19	473	.2	29	268	.1	27	229	.1	.2	24	248	.2	9	114	.3				
SU '01	18	611	.2	21	206	.2	16	168	.1	.1	14	219	.1	11	172	.3				
4-Book	19	538	.2	24	248	.1	24	221	.1	.2	21	250	.2	13	157	.4				
SP '01	12	489	.1	18	173	.1	12	220	.1	.1	12	173	.1	6	102	.2				
KSSE-FM																				
SP '02	139	2580	.3	186	1216	.4	223	1319	.5	1.8	160	1307	.3	50	542	.1				
WI '02	114	2232	.2	206	1177	.4	142	1093	.3	1.2	150	1118	.3	35	381	.1				
FA '01	113	2165	.2	176	1181	.4	170	1148	.3	1.5	132	1179	.3	30	495	.1				
SU '01	131	2511	.3	206	1281	.4	190	1152	.4	1.5	170	1282	.3	63	670	.1				
4-Book	124	2372	.3	194	1214	.4	181	1178	.4	1.5	153	1222	.3	45	522	.1				
SP '01	116	2544	.2	137	1225	.3	184	1382	.4	1.5	153	1169	.3	40	548	.1				

** Station(s) not reported this survey.

* Listener estimates adjusted for reported broadcast schedule.

+ Station(s) changed call letters - see Page 13.

4-Book: Avg. of current and previous 3 surveys.
2-Book: Avg. of most recent 2 surveys.

Target Listener Trends

Persons 25-49																				
Monday-Sunday 6AM-MID				Monday-Friday 6AM-10AM				Monday-Friday 10AM-3PM				Monday-Friday 3PM-7PM				Monday-Friday 7PM-MID				
AQH (00)	Cume (00)	AQH Rtg	AQH Shr	AQH (00)	Cume (00)	AQH Rtg	AQH Shr	AQH (00)	Cume (00)	AQH Rtg	AQH Shr	AQH (00)	Cume (00)	AQH Rtg	AQH Shr	AQH (00)	Cume (00)	AQH Rtg	AQH Shr	
KZLA-FM																				
SP '02	195	3511	.4	2.3	315	2097	.6	2.4	287	1996	.6	2.3	262	2229	.5	2.6	58	894	.1	1.6
WI '02	160	2855	.3	1.9	233	1475	.5	1.8	218	1526	.4	1.8	226	1915	.5	2.2	52	806	.1	1.5
FA '01	169	3046	.3	2.1	211	1627	.4	1.6	232	1706	.5	2.0	253	1939	.5	2.5	71	1133	.1	2.1
SU '01	193	3318	.4	2.3	249	1806	.5	2.0	265	1783	.5	2.2	250	1935	.5	2.4	80	934	.2	2.1
4-Book	179	3183	.4	2.2	252	1751	.5	2.0	251	1753	.5	2.1	248	2005	.5	2.4	65	942	.1	1.8
SP '01	186	3290	.4	2.2	228	1705	.5	1.7	292	1740	.6	2.3	246	1869	.5	2.3	82	937	.2	2.2
KGGI-FM																				
SP '02	24	917	.3	.3	22	322	.2	.2	31	329	.1	.3	31	394	.1	.3	9	215	.1	.3
WI '02	23	976	.3	.3	29	296	.1	.2	30	387	.1	.3	26	468	.1	.2	11	189	.1	.3
FA '01	**	**	**	**	**	**	**	**	**	**	**	**	**	**	**	**	**	**	**	**
SU '01	28	1153	.1	.3	33	464	.1	.3	41	487	.1	.3	37	503	.1	.4	16	187	.1	.4
4-Book	**	**	**	**	**	**	**	**	**	**	**	**	**	**	**	**	**	**	**	**
SP '01	**	**	**	**	**	**	**	**	**	**	**	**	**	**	**	**	**	**	**	**
XTRA-AM																				
SP '02	45	1038	.1	.5	50	355	.1	.4	106	534	.2	.9	75	604	.2	.7	5	154	.1	.1
WI '02	43	1332	.1	.5	38	495	.1	.3	78	511	.2	.7	93	865	.2	.9	8	183	.1	.2
FA '01	50	1397	.1	.6	69	504	.1	.5	93	688	.2	.8	79	749	.2	.8	18	140	.1	.5
SU '01	57	1442	.1	.7	74	620	.1	.6	117	669	.2	1.0	98	947	.2	1.0	9	165	.1	.2
4-Book	49	1302	.1	.6	58	494	.1	.5	99	601	.2	.9	86	791	.2	.9	10	161	.1	.3
SP '01	59	1702	.1	.7	56	634	.1	.4	87	738	.2	.7	127	893	.3	1.2	12	259	.1	.3
TOTALS																				
SP '02	8410	46825	17.3		13111	41467	27.0		12213	37434	25.2		10273	39783	21.2		3527	24758	7.3	
WI '02	8237	46766	17.0		12723	41202	26.2		11885	36267	24.5		10408	39596	21.5		3369	24127	6.9	
FA '01	8220	46931	16.9		12990	41400	26.7		11692	37366	24.1		10152	39507	20.9		3339	24959	6.9	
SU '01	8436	48044	16.8		12714	41893	25.4		12261	37823	24.5		10218	40319	20.4		3836	26543	7.7	
4-Book	8326	47142	17.0		12885	41491	26.3		12013	37223	24.6		10263	39801	21.0		3518	25097	7.2	
SP '01	8640	48502	17.2		13200	42343	26.3		12579	37978	25.1		10619	40904	21.2		3751	25718	7.5	

** Station(s) not reported this survey.

* Listener estimates adjusted for reported broadcast schedule.

+ Station(s) changed call letters - see Page 13.

4-Book: Avg. of current and previous 3 surveys.
2-Book: Avg. of most recent 2 surveys.

Target Listener Estimates

Persons 25-49

	Monday-Friday 6AM-7PM				Weekend 6AM-MID				Saturday 6AM-10AM				Saturday 10AM-3PM				Saturday 3PM-7PM			
	AQH (00)	Cume (00)	AQH Rtg	AQH Shr	AQH (00)	Cume (00)	AQH Rtg	AQH Shr	AQH (00)	Cume (00)	AQH Rtg	AQH Shr	AQH (00)	Cume (00)	AQH Rtg	AQH Shr	AQH (00)	Cume (00)	AQH Rtg	AQH Shr
KABC-AM																				
SP '02	101	1453	.2	.8	32	636	.1	.6	22	110	.3	.3	51	253	.1	.5	15	72	.2	.2
4-Book	143	1589	.3	1.2	39	622	.1	.7	46	161	.1	.7	68	254	.2	.7	45	141	.1	.7
KBIG-FM																				
SP '02	467	4932	1.0	3.9	179	2641	.4	3.3	153	503	.3	2.3	348	1064	.7	3.7	213	808	.4	3.2
4-Book	436	4611	.9	3.7	166	2603	.4	3.1	154	521	.3	2.3	319	1080	.7	3.4	214	793	.4	3.2
KBLA-AM																				
SP '02	153	1136	.3	1.3	52	529	.1	.9	40	97	.1	.6	89	168	.2	.9	58	171	.1	.9
4-Book	172	1212	.4	1.5	61	588	.1	1.1	46	117	.1	.7	99	214	.2	1.0	110	237	.2	1.7
KBUA-FM																				
SP '02	60	422	.1	.5	27	233	.1	.5	50	120	.1	.7	40	92	.1	.4	36	91	.1	.5
4-Book	47	406	.1	.4	29	260	.1	.6	47	104	.1	.7	56	138	.1	.6	28	73	.1	.4
KBUE-FM																				
SP '02	252	2082	.5	2.1	128	1280	.3	2.3	190	434	.4	2.8	181	478	.4	1.9	167	434	.3	2.5
4-Book	241	2221	.5	2.1	139	1357	.3	2.5	197	434	.4	3.0	240	573	.5	2.5	186	474	.4	2.8
KCBS-FM																				
SP '02	404	5491	.8	3.4	163	2694	.3	3.0	135	633	.3	2.0	296	1170	.6	3.1	318	1078	.7	4.8
4-Book	338	4789	.7	2.9	155	2667	.3	2.8	124	553	.3	1.9	292	1112	.6	3.1	233	863	.5	3.6
KDIS-AM																				
SP '02	41	1164	.1	.3	30	597	.1	.5	34	149	.1	.5	56	191	.1	.6	42	137	.1	.6
4-Book	**	**	**	**	**	**	**	**	**	**	**	**	**	**	**	**	**	**	**	**
KFI -AM																				
SP '02	321	3052	.7	2.7	76	1195	.2	1.4	164	519	.3	2.4	102	340	.2	1.1	31	108	.1	.5
4-Book	332	3317	.7	2.8	92	1305	.2	1.7	200	555	.4	3.0	126	457	.3	1.4	63	195	.1	1.0
KFSH-FM																				
SP '02	88	1153	.2	.7	49	797	.1	.9	76	271	.2	1.1	57	317	.1	.6	76	316	.2	1.1
4-Book	98	1180	.2	.8	53	804	.1	1.0	49	219	.1	.7	86	362	.2	.9	64	272	.2	1.0
KFWB-AM																				
SP '02	114	2621	.2	1.0	41	1149	.1	.7	86	323	.2	1.3	50	310	.1	.5	50	287	.1	.8
4-Book	144	2991	.3	1.2	46	1207	.1	.8	83	369	.2	1.3	65	335	.2	.7	50	260	.1	.8
+KHHT-FM																				
SP '02	296	3490	.6	2.5	140	2098	.3	2.5	129	451	.3	1.9	186	761	.4	2.0	189	649	.4	2.9
4-Book	343	3667	.7	2.9	186	2302	.4	3.4	187	613	.4	2.8	285	958	.6	3.0	248	750	.5	3.8
KHJ -AM																				
SP '02	121	1012	.2	1.0	49	425	.1	.9	55	150	.1	.8	97	195	.2	1.0	60	132	.1	.9
4-Book	91	919	.2	.8	51	540	.1	.9	72	192	.1	1.1	91	207	.2	1.0	68	160	.2	1.0
KIIS-FM																				
SP '02	379	6461	.8	3.2	217	3998	.4	3.9	215	819	.4	3.2	386	1680	.8	4.1	294	1114	.6	4.4
4-Book	413	6362	.9	3.5	212	3786	.4	3.9	228	914	.5	3.4	371	1509	.8	3.9	252	992	.5	3.8
KVVS-FM																				
SP '02	34	424	.1	.3	14	168	.3	.3	12	59	.2	.2	23	91	.2	.2	26	73	.1	.4
4-Book	13	218	.1	.1	10	131	.2	.2	9	40	.2	.2	21	61	.2	.2	17	43	.1	.3
KJLH-FM																				
SP '02	161	1696	.3	1.4	151	1399	.3	2.7	99	250	.2	1.5	156	407	.3	1.6	163	424	.3	2.5
4-Book	155	1692	.3	1.3	154	1449	.3	2.8	99	289	.2	1.5	180	504	.4	1.9	144	394	.3	2.2
KKBT-FM																				
SP '02	400	4067	.8	3.4	141	2134	.3	2.6	196	653	.4	2.9	319	974	.7	3.4	224	819	.5	3.4
4-Book	429	4019	.9	3.7	167	2220	.4	3.1	205	630	.4	3.1	313	936	.7	3.4	238	719	.5	3.6
KKLA-FM																				
SP '02	72	1033	.1	.6	12	301	.2	.2	8	32	.1	.1	2	29	.1	.2	17	50	.3	.3
4-Book	66	853	.1	.6	14	241	.2	.2	15	54	.2	.2	21	58	.1	.2	16	50	.3	.3

** Station(s) not reported this survey.

* Listener estimates adjusted for reported broadcast schedule.

+ Station(s) changed call letters - see Page 13.

4-Book: Avg. of current and previous 3 surveys.
2-Book: Avg. of most recent 2 surveys.

Target Listener Estimates - Persons 25-49

Target Listener Estimates

Persons 25-49																				
Monday-Friday 6AM-7PM				Weekend 6AM-MID				Saturday 6AM-10AM				Saturday 10AM-3PM				Saturday 3PM-7PM				
AQH (00)	Cume (00)	AQH Rtg	AQH Shr	AQH (00)	Cume (00)	AQH Rtg	AQH Shr	AQH (00)	Cume (00)	AQH Rtg	AQH Shr	AQH (00)	Cume (00)	AQH Rtg	AQH Shr	AQH (00)	Cume (00)	AQH Rtg	AQH Shr	
KLAC-AM																				
SP '02	79	1503	.2	.7	38	930	.1	.7				18	105	.2	.2	39	114	.1	.6	
4-Book	50	935	.1	.4	20	422	.1	.4	11	22	.2	24	97	.1	.3	24	81	.1	.4	
KLAX-FM																				
SP '02	347	3216	.7	2.9	227	2112	.5	4.1	231	585	.5	3.4	392	810	.8	4.1	213	566	.4	3.2
4-Book	316	3191	.7	2.7	207	2093	.4	3.8	230	621	.5	3.5	351	849	.7	3.7	237	618	.5	3.6
KLOS-FM																				
SP '02	368	4814	.8	3.1	152	2552	.3	2.8	163	571	.3	2.4	274	1008	.6	2.9	215	735	.4	3.3
4-Book	393	4681	.8	3.4	155	2512	.3	2.9	164	578	.3	2.4	287	991	.6	3.1	224	810	.5	3.4
KLSX-FM																				
SP '02	479	3679	1.0	4.0	54	1098	.1	1.0	37	201	.1	.5	47	209	.1	.5	55	219	.1	.8
4-Book	511	4109	1.1	4.4	67	1189	.1	1.2	79	251	.2	1.2	81	313	.2	.9	77	291	.2	1.2
KLTX-AM																				
SP '02	113	602	.2	1.0	77	413	.2	1.4	115	228	.2	1.7	126	224	.3	1.3	82	135	.2	1.2
4-Book	106	521	.2	.9	62	384	.2	1.1	100	216	.2	1.5	94	200	.2	1.0	59	124	.1	.9
KLVE-FM																				
SP '02	544	5075	1.1	4.6	255	3021	.5	4.6	408	1038	.8	6.0	470	1216	1.0	5.0	179	513	.4	2.7
4-Book	492	4950	1.0	4.2	271	3086	.6	4.9	356	958	.7	5.3	445	1142	.9	4.7	241	695	.5	3.7
KLYY-FM																				
SP '02	128	2022	.3	1.1	75	1084	.2	1.4	77	220	.2	1.1	94	370	.2	1.0	83	286	.2	1.3
4-Book	141	1916	.3	1.2	82	1104	.2	1.5	74	227	.2	1.1	141	452	.3	1.5	115	377	.3	1.8
KMXN-FM																				
SP '02	66	739	.1	.6	27	432	.1	.5	25	89	.1	.4	49	147	.1	.5	32	144	.1	.5
4-Book	**	**	**	**	**	**	**	**	**	**	**	**	**	**	**	**	**	**	**	**
KMZT-FM																				
SP '02	95	1352	.2	.8	40	747	.1	.7	33	121	.1	.5	79	286	.2	.8	39	192	.1	.6
4-Book	101	1351	.2	.9	43	819	.1	.8	43	173	.1	.7	71	284	.2	.8	48	192	.1	.7
KNX -AM																				
SP '02	182	3230	.4	1.5	55	1395	.1	1.0	101	472	.2	1.5	112	429	.2	1.2	59	271	.1	.9
4-Book	188	3324	.4	1.6	65	1443	.1	1.2	103	448	.2	1.6	102	445	.2	1.1	79	300	.2	1.2
KOST-FM																				
SP '02	451	4733	.9	3.8	196	2805	.4	3.6	251	796	.5	3.7	366	1134	.8	3.9	236	720	.5	3.6
4-Book	464	5045	.9	4.0	206	2867	.4	3.8	243	753	.5	3.7	340	1093	.7	3.6	249	790	.5	3.8
KPLS-AM																				
SP '02	16	194	.1	.1	3	84	.1	.1	**	**	**	**	**	**	**	**	**	**	**	**
4-Book	**	**	**	**	**	**	**	**	**	**	**	**	**	**	**	**	**	**	**	**
KPWR-FM																				
SP '02	393	4383	.8	3.3	210	2959	.4	3.8	196	700	.4	2.9	449	1453	.9	4.7	307	1190	.6	4.6
4-Book	324	4435	.7	2.8	179	2619	.4	3.3	163	552	.3	2.5	313	1112	.7	3.3	276	956	.6	4.2
KRCD-FM																				
SP '02	121	1105	.2	1.0	59	561	.1	1.1	62	193	.1	.9	90	274	.2	1.0	74	220	.2	1.1
4-Book	94	845	.2	.8	46	479	.1	.8	44	135	.1	.7	95	250	.2	1.0	65	173	.1	1.0
KRCV-FM																				
SP '02	106	860	.2	.9	58	557	.1	1.1	69	187	.1	1.0	87	217	.2	.9	83	204	.2	1.3
4-Book	96	869	.2	.8	52	526	.1	1.0	71	166	.1	1.1	78	223	.2	.8	64	158	.2	1.0
KRLA-AM																				
SP '02	26	473	.1	.2	12	145	.2	.2	3	12	.2	.2	15	38	.2	.2	25	67	.1	.4
4-Book	57	640	.1	.5	8	131	.2	.2	5	19	.1	.1	6	21	.1	.1	12	31	.1	.2
+KRLH-AM																				
SP '02	1	18	.1	.1	**	18	.1	.1	**	**	.1	.1	2	18	.1	.1	**	**	.1	.1
4-Book	**	**	**	**	**	**	**	**	**	**	**	**	**	**	**	**	**	**	**	**

** Station(s) not reported this survey.

* Listener estimates adjusted for reported broadcast schedule.

+ Station(s) changed call letters - see Page 13.

4-Book: Avg. of current and previous 3 surveys.
2-Book: Avg. of most recent 2 surveys.

Target Listener Estimates

Target Listener Estimates - Persons 25-49

		Persons 25-49																				
		Monday-Friday 6AM-7PM				Weekend 6AM-MID				Saturday 6AM-10AM				Saturday 10AM-3PM				Saturday 3PM-7PM				
		AQH (00)	Cume (00)	AQH Rtg	AQH Shr	AQH (00)	Cume (00)	AQH Rtg	AQH Shr	AQH (00)	Cume (00)	AQH Rtg	AQH Shr	AQH (00)	Cume (00)	AQH Rtg	AQH Shr	AQH (00)	Cume (00)	AQH Rtg	AQH Shr	
KROQ-FM	SP '02	438	5995	.9	3.7	195	3399	.4	3.5	196	871	.4	2.9	359	1411	.7	3.8	279	1076	.6	4.2	
	4-Book	532	6042	1.1	4.6	243	3656	.5	4.4	232	926	.5	3.5	467	1685	1.0	5.0	344	1288	.7	5.2	
KRTH-FM	SP '02	297	4175	.6	2.5	167	2467	.3	3.0	153	637	.3	2.3	326	1101	.7	3.4	218	668	.4	3.3	
	4-Book	309	4286	.6	2.6	158	2507	.3	2.9	142	615	.3	2.2	322	1068	.7	3.4	210	718	.4	3.2	
KSCA-FM	SP '02	710	4443	1.5	6.0	306	2666	.6	5.6	970	1742	2.0	14.3	499	1352	1.0	5.3	250	636	.5	3.8	
	4-Book	679	4419	1.4	5.8	287	2702	.6	5.3	959	1747	2.0	14.4	452	1286	.9	4.8	206	567	.4	3.1	
KSPN-AM	SP '02	52	689	.1	.4	16	403	.3	.3	8	54	.1	.1	46	178	.1	.5	18	82	.3	.3	
	4-Book	**	**	**	**	**	**	**	**	**	**	**	**	**	**	**	**	**	**	**	**	**
KSSC-FM	SP '02	23	406	.2	.2	16	319	.3	.3	15	56	.2	.2	29	135	.1	.3	19	61	.3	.3	
	4-Book	23	409	.1	.2	18	288	.3	.3	13	49	.2	.2	30	118	.1	.3	32	80	.1	.5	
KSSS-FM	SP '02	192	2120	.4	1.6	106	1294	.2	1.9	137	364	.3	2.0	203	508	.4	2.1	103	357	.2	1.6	
	4-Book	176	1982	.4	1.5	87	1171	.2	1.6	111	320	.2	1.7	163	493	.3	1.7	101	335	.2	1.5	
KTNQ-AM	SP '02	74	721	.2	.6	41	383	.1	.7	97	175	.2	1.4	63	116	.1	.7	31	75	.1	.5	
	4-Book	68	697	.1	.6	37	419	.1	.7	79	160	.2	1.2	56	133	.1	.6	23	60	.1	.4	
KTWV-FM	SP '02	362	3312	.7	3.0	181	2207	.4	3.3	182	531	.4	2.7	334	933	.7	3.5	231	699	.5	3.5	
	4-Book	377	3519	.8	3.2	180	2316	.4	3.3	178	593	.4	2.7	352	951	.8	3.8	208	667	.4	3.2	
KWIZ-FM	SP '02	163	1333	.3	1.4	103	868	.2	1.9	100	319	.2	1.5	209	425	.4	2.2	117	290	.2	1.8	
	4-Book	116	950	.2	1.0	66	629	.1	1.2	79	202	.2	1.2	119	275	.2	1.3	77	192	.1	1.2	
KWKW-AM	SP '02	69	541	.1	.6	16	287	.3	.3	41	82	.1	.6	33	125	.1	.3	10	27	.2	.2	
	4-Book	79	573	.2	.7	22	277	.4	.4	52	108	.1	.8	40	114	.1	.4	14	50	.2	.2	
KWVE-FM	SP '02	72	1166	.1	.6	26	568	.1	.5	33	176	.1	.5	31	122	.1	.3	37	113	.1	.6	
	4-Book	69	1016	.1	.6	32	505	.1	.6	23	118	.1	.4	37	131	.1	.4	34	103	.1	.5	
KXOL-FM	SP '02	365	3010	.8	3.1	171	1748	.4	3.1	194	472	.4	2.9	325	805	.7	3.4	187	543	.4	2.8	
	4-Book	316	2864	.7	2.7	173	1736	.4	3.2	195	502	.4	2.9	320	794	.7	3.4	181	502	.4	2.7	
KXTA-AM	SP '02	99	1128	.2	.8	19	519	.3	.3	12	95	.2	.2	33	179	.1	.3	21	114	.3	.3	
	4-Book	79	1037	.2	.7	19	432	.3	.3	11	68	.2	.2	45	174	.1	.5	19	96	.3	.3	
KYSR-FM	SP '02	375	5602	.8	3.2	159	3158	.3	2.9	124	722	.3	1.8	288	1131	.6	3.0	216	907	.4	3.3	
	4-Book	415	5871	.9	3.6	170	3333	.4	3.1	140	662	.3	2.1	316	1371	.7	3.4	254	1075	.5	3.9	
KZLA-FM	SP '02	288	3193	.6	2.4	123	1936	.3	2.2	128	548	.3	1.9	190	750	.4	2.0	171	689	.4	2.6	
	4-Book	250	2810	.5	2.1	131	1870	.3	2.4	149	612	.3	2.3	242	809	.5	2.6	165	626	.4	2.5	
KGGI-FM	SP '02	28	694	.1	.2	25	455	.1	.5	13	99	.2	.2	47	203	.1	.5	60	185	.1	.9	
	4-Book	**	**	**	**	**	**	**	**	**	**	**	**	**	**	**	**	**	**	**	**	**
XTRA-AM	SP '02	79	881	.2	.7	10	329	.2	.2	13	47	.2	.2	15	102	.2	.2	15	62	.2	.2	
	4-Book	82	1091	.2	.7	16	389	.3	.3	28	111	.1	.4	19	105	.2	.2	11	42	.2	.2	
TOTALS	SP '02	11893	46085	24.5		5505	37189	11.4		6778	17644	14.0		9455	22968	19.5		6614	17314	13.6		
	4-Book	11742	46408	24.0		5483	37538	11.2		6683	17458	13.7		9409	23338	19.3		6602	17390	13.5		

** Station(s) not reported this survey.

* Listener estimates adjusted for reported broadcast schedule.

+ Station(s) changed call letters - see Page 13.

4-Book: Avg. of current and previous 3 surveys.
2-Book: Avg. of most recent 2 surveys.

Target Listener Estimates

Persons 25-49																				
Saturday 7PM-MID				Sunday 6AM-10AM				Sunday 10AM-3PM				Sunday 3PM-7PM				Sunday 7PM-MID				
AQH (00)	Cume (00)	AQH Rtg	AQH Shr	AQH (00)	Cume (00)	AQH Rtg	AQH Shr	AQH (00)	Cume (00)	AQH Rtg	AQH Shr	AQH (00)	Cume (00)	AQH Rtg	AQH Shr	AQH (00)	Cume (00)	AQH Rtg	AQH Shr	
KABC-AM																				
SP '02	15	52	.4	48	170	.1	1.3	36	123	.1	.5	30	160	.1	.6	34	100	.1	1.5	
4-Book	13	42	.4	46	140	.1	1.2	51	172	.1	.8	34	151	.1	.7	15	62	.1	.6	
KBIG-FM																				
SP '02	172	567	.4	5.0	78	381	.2	2.0	270	880	.6	4.0	107	535	.2	2.1	56	320	.1	2.5
4-Book	193	660	.4	5.8	71	345	.2	1.8	182	747	.4	2.7	118	474	.2	2.4	58	289	.1	2.5
KBLA-AM																				
SP '02	42	130	.1	1.2	20	47	.5	.5	52	128	.1	.8	93	185	.2	1.9	19	80	.8	.8
4-Book	37	122	.1	1.1	32	83	.1	.8	63	161	.2	1.0	83	160	.2	1.6	25	69	.1	1.0
KBUA-FM																				
SP '02	16	61	.5	.5	15	40	.4	.4	48	82	.1	.7	9	26	.2	.2				
4-Book	12	50	.4	.4	26	64	.1	.6	43	94	.1	.7	18	52	.1	.4	3	22	.1	.1
KBUE-FM																				
SP '02	81	260	.2	2.4	84	289	.2	2.2	130	377	.3	1.9	148	405	.3	3.0	58	173	.1	2.6
4-Book	69	253	.2	2.1	104	261	.2	2.6	157	439	.3	2.4	120	318	.3	2.4	52	181	.1	2.2
KCBS-FM																				
SP '02	55	288	.1	1.6	67	306	.1	1.7	186	837	.4	2.8	216	679	.4	4.3	47	303	.1	2.1
4-Book	75	370	.2	2.2	83	361	.2	2.1	200	819	.4	3.1	173	620	.4	3.5	59	312	.1	2.5
KDIS-AM																				
SP '02	5	25	.1	.1	19	84	.5	.5	32	117	.1	.5	49	160	.1	1.0	4	27	.2	.2
4-Book	**	**	**	**	**	**	**	**	**	**	**	**	**	**	**	**	**	**	**	**
KFI -AM																				
SP '02	46	131	.1	1.3	56	261	.1	1.5	110	360	.2	1.6	58	120	.1	1.2	42	194	.1	1.9
4-Book	44	148	.1	1.3	93	318	.2	2.3	109	378	.2	1.7	55	185	.1	1.1	51	182	.1	2.2
KFSH-FM																				
SP '02	28	152	.1	.8	52	316	.1	1.4	64	343	.1	1.0	27	158	.1	.5	19	133	.8	.8
4-Book	32	157	.1	1.0	57	295	.1	1.5	66	353	.1	1.0	53	206	.1	1.1	20	117	.8	.8
KFWB-AM																				
SP '02	25	172	.1	.7	28	216	.1	.7	45	261	.1	.7	43	193	.1	.9	11	71	.5	.5
4-Book	19	136	.6	.6	46	235	.1	1.1	55	331	.1	.9	43	215	.1	.9	17	111	.7	.7
+KHHT-FM																				
SP '02	132	419	.3	3.8	69	278	.1	1.8	152	569	.3	2.3	106	392	.2	2.1	144	347	.3	6.4
4-Book	144	489	.3	4.3	109	329	.2	2.7	180	644	.4	2.8	171	561	.3	3.5	160	427	.3	6.8
KHJ -AM																				
SP '02	10	19	.3	.3	55	153	.1	1.4	77	200	.2	1.1	38	109	.1	.8	3	23	.1	.1
4-Book	24	75	.1	.7	48	125	.1	1.2	54	161	.1	.8	39	86	.1	.8	14	69	.6	.6
KIIS-FM																				
SP '02	152	535	.3	4.4	176	673	.4	4.6	280	1231	.6	4.2	154	686	.3	3.1	72	312	.1	3.2
4-Book	131	575	.3	3.9	140	587	.3	3.6	294	1261	.6	4.5	195	832	.4	3.9	78	387	.2	3.3
KVVS-FM																				
SP '02	14	26	.4	.4	1	11	.1	.1	3	20	.1	.1	17	39	.3	.3	13	24	.6	.6
4-Book	4	12	.1	.1	4	18	.1	.1	10	25	.1	.1	9	22	.2	.2	5	17	.2	.2
KJLH-FM																				
SP '02	95	252	.2	2.8	225	497	.5	5.9	238	672	.5	3.5	190	417	.4	3.8	54	197	.1	2.4
4-Book	98	316	.2	3.0	181	456	.4	4.6	240	664	.5	3.7	218	461	.5	4.4	74	204	.1	3.1
KKBT-FM																				
SP '02	72	317	.1	2.1	57	256	.1	1.5	104	429	.2	1.6	71	360	.1	1.4	83	299	.2	3.7
4-Book	108	472	.2	3.2	98	319	.2	2.4	143	490	.3	2.2	119	436	.3	2.4	111	377	.2	4.7
KKLA-FM																				
SP '02	11	49	.3	.3	9	29	.2	.2	21	119	.3	.3	13	75	.3	.3	12	31	.5	.5
4-Book	8	41	.3	.3	16	48	.4	.4	19	85	.3	.3	8	38	.2	.2	8	29	.3	.3

** Station(s) not reported this survey.

* Listener estimates adjusted for reported broadcast schedule.

+ Station(s) changed call letters - see Page 13.

4-Book: Avg. of current and previous 3 surveys.
2-Book: Avg. of most recent 2 surveys.

Target Listener Estimates

Persons 25-49

Target Listener Estimates - Persons 25-49

	Saturday 7PM-MID				Sunday 6AM-10AM				Sunday 10AM-3PM				Sunday 3PM-7PM				Sunday 7PM-MID			
	AQH (00)	Cume (00)	AQH Rtg	AQH Shr	AQH (00)	Cume (00)	AQH Rtg	AQH Shr	AQH (00)	Cume (00)	AQH Rtg	AQH Shr	AQH (00)	Cume (00)	AQH Rtg	AQH Shr	AQH (00)	Cume (00)	AQH Rtg	AQH Shr
KLAC-AM																				
SP '02	9	46	.3					43	277	.1	.6	191	640	.4	3.8	20	96		.9	
4-Book	7	38	.2		6	15	.2	22	117		.3	61	209	.1	1.2	12	48		.5	
KLAX-FM																				
SP '02	155	344	.3	4.5	131	364	.3	3.4	350	798	.7	5.2	239	544	.5	4.8	83	245	.2	3.7
4-Book	149	414	.3	4.5	147	400	.3	3.7	289	721	.6	4.4	182	471	.4	3.7	65	216	.2	2.8
KLOS-FM																				
SP '02	85	370	.2	2.5	66	219	.1	1.7	180	768	.4	2.7	194	633	.4	3.9	45	283	.1	2.0
4-Book	82	386	.2	2.4	65	268	.1	1.6	186	730	.4	2.8	176	627	.4	3.5	60	340	.1	2.6
KLSX-FM																				
SP '02	12	68	.3		125	424	.3	3.3	117	391	.2	1.7	27	107	.1	.5	15	61		.7
4-Book	18	119	.5		100	342	.2	2.6	118	425	.2	1.8	47	157	.1	1.0	19	108		.8
KLTX-AM																				
SP '02	45	78	.1	1.3	100	264	.2	2.6	80	185	.2	1.2	58	133	.1	1.2	18	52		.8
4-Book	38	93	.1	1.1	92	229	.2	2.4	60	151	.1	.9	33	95	.1	.7	27	78	.1	1.1
KLVE-FM																				
SP '02	212	614	.4	6.2	223	586	.5	5.8	284	910	.6	4.2	164	387	.3	3.3	87	258	.2	3.9
4-Book	232	655	.5	6.9	215	592	.5	5.4	345	947	.7	5.3	202	531	.4	4.1	116	388	.2	4.8
KLYY-FM																				
SP '02	56	190	.1	1.6	38	139	.1	1.0	127	440	.3	1.9	84	216	.2	1.7	35	157	.1	1.6
4-Book	59	229	.1	1.8	45	141	.1	1.2	112	377	.3	1.7	68	219	.2	1.4	41	155	.1	1.7
KMXN-FM																				
SP '02	18	90	.5		10	60	.3		36	130	.1	.5	38	140	.1	.8	8	40		.4
4-Book	**	**	**	**	**	**	**	**	**	**	**	**	**	**	**	**	**	**	**	**
KMZT-FM																				
SP '02	19	108	.6		23	87	.6		70	227	.1	1.0	31	112	.1	.6	18	90		.8
4-Book	18	112	.6		34	138	.1	.9	61	251	.1	.9	46	166	.1	.9	22	112	.1	.9
KNX -AM																				
SP '02	27	177	.1	.8	34	163	.1	.9	43	299	.1	.6	43	179	.1	.9	28	159	.1	1.2
4-Book	31	167	.1	1.0	58	210	.1	1.5	67	314	.1	1.0	54	198	.1	1.1	35	191	.1	1.5
KOST-FM																				
SP '02	157	529	.3	4.6	116	456	.2	3.0	191	708	.4	2.8	121	472	.2	2.4	119	465	.2	5.3
4-Book	145	553	.3	4.4	157	526	.3	3.9	225	806	.5	3.4	169	580	.3	3.5	118	466	.3	5.1
KPLS-AM																				
SP '02					5	25	.1		12	57	.2		11	42	.2					
4-Book	**	**	**	**	**	**	**	**	**	**	**	**	**	**	**	**	**	**	**	**
KPWR-FM																				
SP '02	215	683	.4	6.3	93	397	.2	2.4	200	790	.4	3.0	130	501	.3	2.6	70	274	.1	3.1
4-Book	162	594	.3	4.9	87	329	.2	2.2	193	702	.4	3.0	158	582	.3	3.2	75	293	.2	3.2
KRCO-FM																				
SP '02	42	125	.1	1.2	45	132	.1	1.2	74	190	.2	1.1	58	187	.1	1.2	30	101	.1	1.3
4-Book	29	106	.1	.9	21	63	.6		44	142	.1	.7	40	110	.1	.8	25	74	.1	1.0
KRCV-FM																				
SP '02	54	132	.1	1.6	33	123	.1	.9	80	238	.2	1.2	30	101	.1	.6	23	48		1.0
4-Book	31	121	.1	.9	49	137	.1	1.3	66	186	.1	1.0	51	131	.1	1.0	13	49		.6
KRLA-AM																				
SP '02	11	27	.3					2	15			27	90	.1	.5	14	35		.6	
4-Book	6	17	.2		2	9	.1		7	23	.1		16	51	.3		11	33		.5
+KRLH-AM																				
SP '02																				
4-Book	**	**	**	**	**	**	**	**	**	**	**	**	**	**	**	**	**	**	**	**

** Station(s) not reported this survey.

* Listener estimates adjusted for reported broadcast schedule.

+ Station(s) changed call letters - see Page 13.

4-Book: Avg. of current and previous 3 surveys.
2-Book: Avg. of most recent 2 surveys.

Target Listener Estimates

Persons 25-49																				
Saturday 7PM-MID				Sunday 6AM-10AM				Sunday 10AM-3PM				Sunday 3PM-7PM				Sunday 7PM-MID				
AQH (00)	Cume (00)	AQH Rtg	AQH Shr	AQH (00)	Cume (00)	AQH Rtg	AQH Shr	AQH (00)	Cume (00)	AQH Rtg	AQH Shr	AQH (00)	Cume (00)	AQH Rtg	AQH Shr	AQH (00)	Cume (00)	AQH Rtg	AQH Shr	
KROQ-FM																				
SP '02	130	598	.3	3.8	97	451	.2	2.5	147	740	.3	2.2	222	938	.5	4.4	133	563	.3	5.9
4-Book	153	660	.3	4.6	103	416	.2	2.6	269	1131	.5	4.1	235	937	.5	4.7	129	577	.3	5.6
KRTH-FM																				
SP '02	81	219	.2	2.4	86	411	.2	2.2	221	687	.5	3.3	137	444	.3	2.7	99	316	.2	4.4
4-Book	91	311	.2	2.7	89	426	.2	2.3	189	717	.4	2.9	154	576	.3	3.1	62	278	.1	2.7
KSCA-FM																				
SP '02	84	255	.2	2.4	329	665	.7	8.6	238	623	.5	3.5	118	381	.2	2.4	52	133	.1	2.3
4-Book	69	228	.2	2.0	295	607	.6	7.5	222	625	.5	3.4	127	342	.3	2.6	52	188	.1	2.2
KSPN-AM																				
SP '02	5	51	.1	.1	6	25	.2	.2	14	55	.2	.2	31	86	.1	.6	**	**	**	**
4-Book	**	**	**	**	**	**	**	**	**	**	**	**	**	**	**	**	**	**	**	**
KSSC-FM																				
SP '02	13	65	.4	.4	8	33	.2	.2	25	136	.1	.4	17	49	.3	.3	2	12	.1	.1
4-Book	14	50	.4	.4	5	27	.2	.2	22	94	.1	.4	18	70	.3	.3	5	22	.1	.2
KSSE-FM																				
SP '02	72	288	.1	2.1	71	200	.1	1.9	147	454	.3	2.2	71	229	.1	1.4	33	143	.1	1.5
4-Book	53	207	.1	1.6	52	173	.1	1.3	109	390	.2	1.7	64	202	.1	1.3	37	126	.1	1.6
KTNQ-AM																				
SP '02	22	79	.6	.6	13	25	.3	.3	51	121	.1	.8	36	81	.1	.7	16	46	.7	.7
4-Book	25	76	.1	.7	21	68	.5	.5	47	129	.1	.7	31	74	.1	.6	13	48	.5	.5
KTVV-FM																				
SP '02	87	353	.2	2.5	71	318	.1	1.9	243	798	.5	3.6	221	648	.5	4.4	73	377	.2	3.2
4-Book	106	410	.2	3.2	106	378	.2	2.7	216	666	.5	3.3	180	557	.4	3.7	84	352	.2	3.6
KWIZ-FM																				
SP '02	54	196	.1	1.6	45	103	.1	1.2	131	274	.3	2.0	105	265	.2	2.1	51	186	.1	2.3
4-Book	52	169	.1	1.6	30	87	.1	.8	80	192	.2	1.2	56	158	.1	1.2	28	102	.1	1.2
KWKW-AM																				
SP '02	8	27	.2	.2	16	36	.4	.4	7	36	.1	.1	2	6	.3	.3	25	72	.1	1.1
4-Book	7	24	.2	.2	16	36	.4	.4	21	62	.3	.3	16	42	.3	.3	13	38	.6	.6
KWVE-FM																				
SP '02	10	51	.3	.3	38	193	.1	1.0	26	193	.1	.4	10	61	.2	.2	22	83	1.0	1.0
4-Book	24	67	.7	.7	40	179	.1	1.0	45	206	.1	.7	25	92	.1	.5	23	83	.1	1.0
KXDL-FM																				
SP '02	70	254	.1	2.0	155	458	.3	4.0	207	537	.4	3.1	182	474	.4	3.6	58	233	.1	2.6
4-Book	72	247	.2	2.2	159	439	.3	4.0	236	604	.5	3.6	157	453	.3	3.1	62	224	.1	2.6
KXTA-AM																				
SP '02	15	76	.4	.4	7	44	.2	.2	39	199	.1	.6	13	79	.3	.3	8	50	.4	.4
4-Book	18	70	.5	.5	3	19	.1	.1	21	120	.3	.3	28	102	.1	.5	7	49	.3	.3
KYSR-FM																				
SP '02	91	488	.2	2.6	65	451	.1	1.7	240	1203	.5	3.6	181	699	.4	3.6	53	342	.1	2.4
4-Book	96	524	.2	2.9	94	414	.2	2.4	208	1040	.4	3.2	183	781	.4	3.7	65	401	.1	2.8
KZLA-FM																				
SP '02	86	313	.2	2.5	67	332	.1	1.7	193	744	.4	2.9	115	481	.2	2.3	33	223	.1	1.5
4-Book	74	335	.2	2.2	74	307	.2	1.8	167	636	.4	2.5	135	485	.3	2.7	46	211	.1	1.9
KGGI-FM																				
SP '02	29	90	.1	.8	4	27	.1	.1	14	26	.2	.2	30	104	.1	.6	7	26	.3	.3
4-Book	**	**	**	**	**	**	**	**	**	**	**	**	**	**	**	**	**	**	**	**
XTRA-AM																				
SP '02	2	15	.1	.1	22	76	.6	.6	6	46	.1	.1	10	56	.2	.2	1	15	.1	.1
4-Book	6	28	.2	.2	24	96	.6	.6	21	118	.3	.3	17	77	.4	.4	3	30	.1	.1
TOTALS																				
SP '02	3436	10513	7.1	7.1	3837	11598	7.9	7.9	6706	18247	13.8	13.8	5008	13328	10.3	10.3	2247	7790	4.6	4.6
4-Book	3354	10833	6.9	6.9	3968	11666	8.1	8.1	6565	18224	13.4	13.4	4964	13388	10.2	10.2	2363	8109	4.8	4.8

** Station(s) not reported this survey.

* Listener estimates adjusted for reported broadcast schedule.

+ Station(s) changed call letters - see Page 13.

4-Book: Avg. of current and previous 3 surveys.
2-Book: Avg. of most recent 2 surveys.

Target Listener Trends

Persons 25-54

Target Listener Trends - Persons 25-54

	Monday-Sunday 6AM-MID				Monday-Friday 6AM-10AM				Monday-Friday 10AM-3PM				Monday-Friday 3PM-7PM				Monday-Friday 7PM-MID			
	AQH (00)	Cume (00)	AQH Rtg	AQH Shr	AQH (00)	Cume (00)	AQH Rtg	AQH Shr	AQH (00)	Cume (00)	AQH Rtg	AQH Shr	AQH (00)	Cume (00)	AQH Rtg	AQH Shr	AQH (00)	Cume (00)	AQH Rtg	AQH Shr
KABC-AM																				
SP '02	124	2362	.2	1.3	126	881	.2	.8	163	1046	.3	1.2	218	1399	.4	1.8	94	788	.2	2.3
WI '02	151	2531	.3	1.6	136	976	.2	.9	211	1102	.4	1.6	343	1621	.6	2.9	77	657	.1	2.0
FA '01	156	2786	.3	1.6	165	1138	.3	1.1	234	1349	.4	1.7	310	1824	.5	2.6	89	788	.2	2.4
SU '01	123	2374	.2	1.3	111	831	.2	.8	206	1112	.4	1.5	226	1327	.4	1.9	64	700	.1	1.5
4-Book	139	2513	.3	1.5	135	957	.2	.9	204	1152	.4	1.5	274	1543	.5	2.3	81	733	.2	2.1
SP '01	108	2630	.2	1.1	92	927	.2	.6	124	1019	.2	.9	255	1729	.4	2.1	60	761	.1	1.4
KBIG-FM																				
SP '02	333	6378	.6	3.4	367	2883	.7	2.4	639	3623	1.1	4.6	450	3441	.8	3.8	111	1571	.2	2.8
WI '02	306	6091	.5	3.3	440	2946	.8	3.0	559	2875	1.0	4.2	381	2840	.7	3.2	93	1538	.2	2.4
FA '01	285	6029	.5	3.0	363	2649	.6	2.4	496	2803	.9	3.6	396	3240	.7	3.3	89	1563	.2	2.4
SU '01	350	6457	.6	3.6	417	3174	.7	2.8	646	3377	1.1	4.5	466	3496	.8	3.9	118	1700	.2	2.7
4-Book	319	6239	.6	3.3	397	2913	.7	2.7	585	3170	1.0	4.2	423	3254	.8	3.6	103	1593	.2	2.6
SP '01	311	6792	.5	3.1	405	3247	.7	2.6	570	3454	1.0	3.9	359	3392	.6	2.9	92	1506	.2	2.2
KBLA-AM																				
SP '02	103	1412	.2	1.1	108	494	.2	.7	188	662	.3	1.3	167	736	.3	1.4	32	307	.1	.8
WI '02	102	1300	.2	1.1	116	486	.2	.8	148	562	.3	1.1	218	609	.4	1.8	34	317	.1	.9
FA '01	119	1310	.2	1.2	124	564	.2	.8	207	781	.4	1.5	219	829	.4	1.9	31	293	.1	.8
SU '01	162	1724	.3	1.7	170	751	.3	1.2	199	947	.3	1.4	312	1081	.5	2.6	91	567	.2	2.1
4-Book	122	1437	.2	1.3	130	574	.2	.9	186	738	.3	1.3	229	814	.4	1.9	47	371	.1	1.2
SP '01	93	1438	.2	.9	86	593	.1	.6	180	734	.3	1.2	181	980	.3	1.5	26	290		.6
KBUA-FM																				
SP '02	43	468	.1	.4	64	300	.1	.4	64	325	.1	.5	62	239	.1	.5	12	117		.3
WI '02	47	532	.1	.5	71	275	.1	.5	79	251	.1	.6	53	295	.1	.4	12	157		.3
FA '01	27	512		.3	52	260	.1	.3	20	206		.1	32	337	.1	.3	11	148		.3
SU '01	35	571	.1	.4	43	281	.1	.3	49	286	.1	.3	35	232	.1	.3	13	146		.3
4-Book	38	521	.1	.4	58	279	.1	.4	53	267	.1	.4	46	276	.1	.4	12	142		.3
SP '01	32	689	.1	.3	32	299	.1	.2	48	380	.1	.3	41	387	.1	.3	10	192		.2
KBUE-FM																				
SP '02	192	2627	.3	2.0	290	1221	.5	1.9	293	1501	.5	2.1	217	1568	.4	1.8	71	739	.1	1.8
WI '02	210	2902	.4	2.2	327	1593	.6	2.2	308	1559	.6	2.3	213	1442	.4	1.8	65	688	.1	1.7
FA '01	190	2653	.3	2.0	239	1235	.4	1.6	273	1531	.5	2.0	247	1481	.4	2.1	76	681	.1	2.0
SU '01	192	2906	.3	2.0	262	1427	.4	1.8	268	1560	.5	1.9	209	1617	.4	1.8	103	958	.2	2.4
4-Book	196	2772	.3	2.1	280	1369	.5	1.9	286	1538	.5	2.1	222	1527	.4	1.9	79	767	.1	2.0
SP '01	208	2802	.4	2.1	253	1571	.4	1.7	328	1745	.6	2.3	230	1582	.4	1.9	94	954	.2	2.2
KCBS-FM																				
SP '02	321	7092	.6	3.3	466	3275	.8	3.1	521	3611	.9	3.7	418	4223	.7	3.5	110	1707	.2	2.7
WI '02	255	6222	.5	2.7	351	2977	.6	2.4	395	3113	.7	2.9	351	3428	.6	3.0	92	1558	.2	2.4
FA '01	261	6230	.5	2.7	372	2851	.7	2.5	427	3115	.8	3.1	317	3358	.6	2.7	89	1359	.2	2.4
SU '01	292	6458	.5	3.0	361	2948	.6	2.5	454	3221	.8	3.2	381	3546	.7	3.2	133	1623	.2	3.1
4-Book	282	6501	.5	2.9	388	3013	.7	2.6	449	3265	.8	3.2	367	3639	.7	3.1	106	1562	.2	2.7
SP '01	323	6929	.6	3.2	429	3525	.7	2.8	538	3536	.9	3.7	417	4036	.7	3.4	101	1656	.2	2.4
KDIS-AM																				
SP '02	32	1519	.1	.3	61	690	.1	.4	17	461		.1	57	713	.1	.5	5	180		.1
WI '02	29	1270	.1	.3	55	650	.1	.4	21	384		.2	43	568	.1	.4	12	197		.3
FA '01	30	1434	.1	.3	41	624	.1	.3	22	465		.2	54	747	.1	.5	3	84		.1
SU '01	**	**	**	**	**	**	**	**	**	**	**	**	**	**	**	**	**	**	**	**
4-Book	**	**	**	**	**	**	**	**	**	**	**	**	**	**	**	**	**	**	**	**
SP '01	32	1430	.1	.3	60	548	.1	.4	29	447		.2	45	660	.1	.4	17	260		.4
KFI -AM																				
SP '02	266	4480	.5	2.8	462	2312	.8	3.1	431	2384	.8	3.1	311	2153	.6	2.6	142	1122	.3	3.5
WI '02	328	5354	.6	3.5	544	3065	1.0	3.7	515	2861	.9	3.8	394	2573	.7	3.3	163	1244	.3	4.3
FA '01	317	5110	.6	3.3	522	2771	.9	3.5	538	2903	.9	3.9	378	2485	.7	3.2	178	1270	.3	4.7
SU '01	283	4497	.5	2.9	468	2607	.8	3.2	431	2365	.7	3.0	342	1999	.6	2.9	180	1216	.3	4.1
4-Book	299	4860	.6	3.1	499	2689	.9	3.4	479	2628	.8	3.5	356	2303	.7	3.0	166	1213	.3	4.2
SP '01	250	4394	.4	2.5	398	2404	.7	2.6	537	2555	.9	3.7	231	1880	.4	1.9	92	893	.2	2.2

** Station(s) not reported this survey.

* Listener estimates adjusted for reported broadcast schedule.

+ Station(s) changed call letters - see Page 13.

4-Book: Avg. of current and previous 3 surveys.
2-Book: Avg. of most recent 2 surveys.

Target Listener Trends

	Persons 25-54																			
	Monday-Sunday 6AM-MID				Monday-Friday 6AM-10AM				Monday-Friday 10AM-3PM				Monday-Friday 3PM-7PM				Monday-Friday 7PM-MID			
	AQH (00)	Cume (00)	AQH Rtg	AQH Shr	AQH (00)	Cume (00)	AQH Rtg	AQH Shr	AQH (00)	Cume (00)	AQH Rtg	AQH Shr	AQH (00)	Cume (00)	AQH Rtg	AQH Shr	AQH (00)	Cume (00)	AQH Rtg	AQH Shr
KFSH-FM																				
SP '02	69	1462	.1	.7	100	949	.2	.7	78	828	.1	.6	113	919	.2	1.0	26	463		.6
WI '02	97	1776	.2	1.0	128	1162	.2	.9	122	902	.2	.9	128	985	.2	1.1	36	449	.1	.9
FA '01	85	1341	.1	.9	127	845	.2	.8	132	857	.2	1.0	98	909	.2	.8	26	486		.7
SU '01	63	1369	.1	.6	71	711	.1	.5	108	728	.2	.8	91	761	.2	.8	26	479		.6
4-Book	79	1487	.1	.8	107	917	.2	.7	110	829	.2	.8	108	894	.2	.9	29	469		.7
SP '01	74	1520	.1	.7	67	848	.1	.4	83	796	.1	.6	112	922	.2	.9	31	465	.1	.7
KFWB-AM																				
SP '02	111	3997	.2	1.1	264	2573	.5	1.8	91	1397	.2	.7	170	2031	.3	1.4	37	777	.1	.9
WI '02	109	3941	.2	1.2	247	2408	.4	1.7	109	1298	.2	.8	157	1969	.3	1.3	35	687	.1	.9
FA '01	153	4949	.3	1.6	355	3299	.6	2.4	143	1900	.3	1.0	233	2782	.4	2.0	49	1041	.1	1.3
SU '01	137	4647	.2	1.4	287	2733	.5	2.0	164	1869	.3	1.2	200	2470	.3	1.7	33	896	.1	.8
4-Book	128	4384	.2	1.3	288	2753	.5	2.0	127	1616	.3	.9	190	2313	.3	1.6	39	850	.1	1.0
SP '01	118	4608	.2	1.2	280	2817	.5	1.8	105	1683	.2	.7	166	2431	.3	1.4	54	997	.1	1.3
+KHHT-FM																				
SP '02	235	4502	.4	2.4	307	2104	.5	2.0	373	2237	.7	2.7	295	2518	.5	2.5	114	1446	.2	2.8
WI '02	323	4965	.6	3.4	397	2586	.7	2.7	472	2548	.8	3.5	394	2719	.7	3.3	167	1449	.3	4.4
FA '01	281	4511	.5	2.9	327	2202	.6	2.2	419	2255	.7	3.1	372	2691	.7	3.1	155	1506	.3	4.1
SU '01	283	5390	.5	2.9	365	2470	.6	2.5	399	2580	.7	2.8	317	2920	.5	2.7	178	1854	.3	4.1
4-Book	281	4842	.5	2.9	349	2341	.6	2.4	416	2405	.7	3.0	345	2712	.6	2.9	154	1564	.3	3.9
SP '01	285	5195	.5	2.9	391	2581	.7	2.6	403	2287	.7	2.8	309	2726	.5	2.5	163	1582	.3	3.9
KHJ -AM																				
SP '02	99	1341	.2	1.0	115	596	.2	.8	182	815	.3	1.3	137	726	.2	1.2	26	265		.6
WI '02	92	1203	.2	1.0	103	539	.2	.7	107	604	.2	.8	134	594	.2	1.1	62	405	.1	1.6
FA '01	56	1198	.1	.6	76	610	.1	.5	62	530	.1	.5	61	524	.1	.5	35	287	.1	.9
SU '01	96	1378	.2	1.0	171	755	.3	1.2	151	851	.3	1.1	72	481	.1	.6	30	292	.1	.7
4-Book	86	1280	.2	.9	116	625	.2	.8	126	700	.2	.9	101	581	.2	.9	38	312	.1	1.0
SP '01	70	1217	.1	.7	134	564	.2	.9	100	654	.2	.7	55	400	.1	.5	21	242		.5
KIIS-FM																				
SP '02	296	8155	.5	3.1	483	4194	.9	3.2	366	3390	.7	2.6	371	3913	.7	3.1	113	1736	.2	2.8
WI '02	292	8051	.5	3.1	452	4018	.8	3.1	372	3375	.7	2.8	421	3953	.8	3.6	96	1920	.2	2.5
FA '01	362	7797	.6	3.8	642	4101	1.1	4.3	496	3909	.9	3.6	431	4123	.8	3.6	118	2058	.2	3.1
SU '01	336	8688	.6	3.5	504	4393	.9	3.4	443	3704	.8	3.1	446	4673	.8	3.8	150	2135	.3	3.5
4-Book	322	8173	.6	3.4	520	4177	.9	3.5	419	3595	.8	3.0	417	4166	.8	3.5	119	1962	.2	3.0
SP '01	343	8360	.6	3.4	612	4589	1.0	4.0	424	3412	.7	2.9	413	4222	.7	3.4	119	2049	.2	2.8
KVVS-FM																				
SP '02	25	479	.3		37	309	.1	.2	34	278	.1	.2	32	244	.1	.3	18	121		.4
WI '02	12	296	.1		7	130			14	147		.1	8	107		.1	4	35		.1
FA '01	3	194			3	59			3	59			5	69			2	54		.1
SU '01	5	161	.1		4	51			5	90			12	123	.1		2	33		
4-Book	11	283	.1		13	137	.1		14	144	.1		14	136	.1		7	61		.2
SP '01	9	210	.1		15	145	.1		9	127	.1		14	123	.1		3	42		.1
KJLH-FM																				
SP '02	163	2474	.3	1.7	227	1236	.4	1.5	178	1030	.3	1.3	158	1301	.3	1.3	85	801	.2	2.1
WI '02	140	2458	.3	1.5	168	1102	.3	1.2	131	991	.2	1.0	153	1106	.3	1.3	86	829	.2	2.2
FA '01	158	2435	.3	1.7	131	937	.2	.9	188	1234	.3	1.4	194	1270	.3	1.6	82	658	.1	2.2
SU '01	183	2713	.3	1.9	190	1015	.3	1.3	236	1341	.4	1.7	218	1467	.4	1.8	91	913	.2	2.1
4-Book	161	2520	.3	1.7	179	1073	.3	1.2	183	1149	.3	1.4	181	1286	.3	1.5	86	800	.2	2.2
SP '01	206	2657	.4	2.1	222	1207	.4	1.4	282	1285	.5	1.9	249	1214	.4	2.0	103	850	.2	2.4
KKBT-FM																				
SP '02	287	4849	.5	3.0	746	3138	1.3	4.9	316	2380	.6	2.3	289	2587	.5	2.4	90	1362	.2	2.2
WI '02	283	4766	.5	3.0	627	2885	1.1	4.3	322	2146	.6	2.4	335	2404	.6	2.8	91	1157	.2	2.4
FA '01	352	5258	.6	3.7	893	3599	1.6	5.9	345	2521	.6	2.5	375	2742	.7	3.2	122	1529	.2	3.2
SU '01	333	5047	.6	3.4	777	3018	1.3	5.3	360	2372	.6	2.5	319	2343	.5	2.7	163	1626	.3	3.8
4-Book	314	4980	.6	3.3	761	3160	1.3	5.1	336	2355	.6	2.4	330	2519	.6	2.8	117	1419	.2	2.9
SP '01	301	5165	.5	3.0	635	3162	1.1	4.1	342	2307	.6	2.4	331	2441	.6	2.7	143	1395	.2	3.4

** Station(s) not reported this survey.

* Listener estimates adjusted for reported broadcast schedule.

+ Station(s) changed call letters - see Page 13.

4-Book: Avg. of current and previous 3 surveys.
2-Book: Avg. of most recent 2 surveys.

Target Listener Trends

Persons 25-54

Target Listener Trends - Persons 25-54

	Monday-Sunday 6AM-MID				Monday-Friday 6AM-10AM				Monday-Friday 10AM-3PM				Monday-Friday 3PM-7PM				Monday-Friday 7PM-MID			
	AQH (00)	Cume (00)	AQH Rtg	AQH Shr	AQH (00)	Cume (00)	AQH Rtg	AQH Shr	AQH (00)	Cume (00)	AQH Rtg	AQH Shr	AQH (00)	Cume (00)	AQH Rtg	AQH Shr	AQH (00)	Cume (00)	AQH Rtg	AQH Shr
KLAA-FM																				
SP '02	50	1299	.1	.5	107	912	2	.7	58	488	.1	.4	92	668	.2	.8	16	180		.4
WI '02	58	1121	.1	.6	111	643	2	.8	88	546	.2	.7	71	424	.1	.6	17	194		.4
FA '01	55	1218	.1	.6	94	755	2	.6	89	730	.2	.7	87	701	.2	.7	17	212		.5
SU '01	42	856	.1	.4	64	520	.1	.4	80	413	.1	.6	53	336	.1	.4	18	255		.4
4-Book	51	1124	.1	.5	94	708	.2	.6	79	544	.2	.6	76	532	.2	.6	17	210		.4
SP '01	49	1272	.1	.5	110	848	.2	.7	49	494	.1	.3	91	752	.2	.7	10	156		.2
KLAC-AM																				
SP '02	67	2623	.1	.7	41	422	.1	.3	118	707	.2	.8	91	1077	.2	.8	54	964	.1	1.3
WI '02	47	1443	.1	.5	51	324	.1	.3	82	487	.1	.6	57	632	.1	.5	35	486	.1	.9
FA '01	30	1239	.1	.3	38	416	.1	.3	53	477	.1	.4	35	497	.1	.3	25	385		.7
SU '01	43	1252	.1	.4	76	405	.1	.5	61	509	.1	.4	49	432	.1	.4	10	283		.2
4-Book	47	1639	.1	.5	52	392	.1	.4	79	545	.1	.6	58	660	.1	.5	31	530	.1	.8
SP '01	82	2449	.1	.8	70	517	.1	.5	82	575	.1	.6	125	1232	.2	1.0	82	1109	.1	1.9
KLAX-FM																				
SP '02	280	4108	.5	2.9	349	1971	.6	2.3	432	2186	.8	3.1	318	2253	.6	2.7	108	984	.2	2.7
WI '02	249	4126	.4	2.7	279	1755	.5	1.9	370	2266	.7	2.8	307	2252	.5	2.6	95	922	.2	2.5
FA '01	236	3723	.4	2.5	278	1673	.5	1.8	376	2095	.7	2.8	248	1762	.4	2.1	101	1043	.2	2.7
SU '01	266	4450	.5	2.7	366	2111	.6	2.5	385	2332	.7	2.7	304	2305	.5	2.6	103	1108	.2	2.4
4-Book	258	4102	.5	2.7	318	1878	.6	2.1	391	2220	.7	2.9	294	2143	.5	2.5	102	1014	.2	2.6
SP '01	319	4666	.5	3.2	412	2275	.7	2.7	479	2872	.8	3.3	357	2699	.6	2.9	146	1161	.3	3.4
KLOS-FM																				
SP '02	271	6087	.5	2.8	501	2610	.9	3.3	337	2708	.6	2.4	357	3385	.6	3.0	117	1472	.2	2.9
WI '02	253	5713	.5	2.7	492	2605	.9	3.4	309	2324	.6	2.3	342	2875	.6	2.9	110	1186	.2	2.9
FA '01	344	6647	.6	3.6	628	3213	1.1	4.2	435	2932	.8	3.2	464	3660	.8	3.9	120	1762	.2	3.2
SU '01	308	6150	.5	3.2	549	2923	.9	3.8	439	2735	.8	3.1	388	3220	.7	3.3	109	1671	.2	2.5
4-Book	294	6149	.5	3.1	543	2838	1.0	3.7	380	2675	.7	2.8	388	3285	.7	3.3	114	1523	.2	2.9
SP '01	356	6387	.6	3.6	628	3184	1.1	4.1	467	2891	.8	3.2	462	3595	.8	3.8	131	1527	.2	3.1
KLSX-FM																				
SP '02	293	4676	.5	3.0	767	2752	1.4	5.1	411	2214	.7	3.0	398	2173	.7	3.4	46	639	.1	1.1
WI '02	333	5065	.6	3.5	766	3002	1.4	5.3	428	2337	.8	3.2	522	2676	.9	4.4	96	949	.2	2.5
FA '01	327	5101	.6	3.4	911	3256	1.6	6.0	425	2493	.7	3.1	403	2538	.7	3.4	59	920	.1	1.6
SU '01	326	5191	.6	3.4	845	3394	1.4	5.8	456	2384	.8	3.2	402	2412	.7	3.4	71	866	.1	1.6
4-Book	320	5008	.6	3.3	822	3101	1.5	5.6	430	2357	.8	3.1	431	2450	.8	3.7	68	844	.1	1.7
SP '01	326	5163	.6	3.3	855	3212	1.5	5.6	430	2259	.7	3.0	421	2409	.7	3.4	59	889	.1	1.4
KLTX-AM																				
SP '02	99	733	.2	1.0	150	508	.3	1.0	143	480	.3	1.0	91	371	.2	.8	38	219	.1	.9
WI '02	119	739	.2	1.3	191	552	.3	1.3	172	449	.3	1.3	125	403	.2	1.1	58	262	.1	1.5
FA '01	78	579	.1	.8	111	414	.2	.7	150	430	.3	1.1	95	381	.2	.8	15	156		.4
SU '01	62	445	.1	.6	93	313	.2	.6	70	272	.1	.5	57	317	.1	.5	32	209	.1	.7
4-Book	90	624	.2	.9	136	447	.3	.9	134	408	.3	1.0	92	368	.2	.8	36	212	.1	.9
SP '01	54	562	.1	.5	87	367	.1	.6	71	319	.1	.5	48	285	.1	.4	41	273	.1	1.0
KLVE-FM																				
SP '02	436	6608	.8	4.5	689	3319	1.2	4.6	661	3462	1.2	4.7	441	3156	.8	3.7	208	1858	.4	5.2
WI '02	380	6232	.7	4.0	645	3375	1.2	4.4	542	3186	1.0	4.0	346	2640	.6	2.9	163	1614	.3	4.3
FA '01	408	6687	.7	4.3	617	3566	1.1	4.1	565	3453	1.0	4.1	403	3021	.7	3.4	210	1878	.4	5.6
SU '01	397	6226	.7	4.1	575	3094	1.0	3.9	595	3572	1.0	4.2	389	2827	.7	3.3	204	1951	.3	4.7
4-Book	405	6438	.7	4.2	632	3339	1.1	4.3	591	3418	1.1	4.3	395	2911	.7	3.3	196	1825	.4	5.0
SP '01	514	7068	.9	5.2	762	3531	1.3	5.0	765	3917	1.3	5.3	587	3446	1.0	4.8	205	2090	.4	4.8
KLYY-FM																				
SP '02	103	2436	.2	1.1	147	1073	.3	1.0	130	1303	.2	.9	128	1264	.2	1.1	56	691	.1	1.4
WI '02	123	2560	.2	1.3	150	1073	.3	1.0	202	1350	.4	1.5	152	1235	.3	1.3	49	612	.1	1.3
FA '01	104	2099	.2	1.1	145	983	.3	1.0	148	1174	.3	1.1	119	1058	.2	1.0	46	532	.1	1.2
SU '01	102	2303	.2	1.0	111	933	.2	.8	158	1280	.3	1.1	123	1235	.2	1.0	39	706	.1	.9
4-Book	108	2350	.2	1.1	138	1016	.3	1.0	160	1277	.3	1.2	131	1198	.2	1.1	48	635	.1	1.2
SP '01	113	2445	.2	1.1	137	969	.2	.9	187	1259	.3	1.3	149	1259	.3	1.2	31	451	.1	.7

** Station(s) not reported this survey.

* Listener estimates adjusted for reported broadcast schedule.

+ Station(s) changed call letters - see Page 13.

4-Book: Avg. of current and previous 3 surveys.
2-Book: Avg. of most recent 2 surveys.

Target Listener Trends

	Persons 25-54																			
	Monday-Sunday 6AM-MID				Monday-Friday 6AM-10AM				Monday-Friday 10AM-3PM				Monday-Friday 3PM-7PM				Monday-Friday 7PM-MID			
	AQH (00)	Cume (00)	AQH Rtg	AQH Shr	AQH (00)	Cume (00)	AQH Rtg	AQH Shr	AQH (00)	Cume (00)	AQH Rtg	AQH Shr	AQH (00)	Cume (00)	AQH Rtg	AQH Shr	AQH (00)	Cume (00)	AQH Rtg	AQH Shr
KMXN-FM																				
SP '02	46	903	.1	.5	55	429	.1	.4	79	395	.1	.6	63	531	.1	.5	18	251		.4
WI '02	**	**	**	**	**	**	**	**	**	**	**	**	**	**	**	**	**	**	**	**
FA '01	**	**	**	**	**	**	**	**	**	**	**	**	**	**	**	**	**	**	**	**
SU '01	**	**	**	**	**	**	**	**	**	**	**	**	**	**	**	**	**	**	**	**
4-Book	**	**	**	**	**	**	**	**	**	**	**	**	**	**	**	**	**	**	**	**
SP '01	46	920	.1	.5	64	515	.1	.4	87	467	.1	.6	68	599	.1	.6	14	294		.3
KMZT-FM																				
SP '02	99	2394	.2	1.0	105	796	.2	.7	171	996	.3	1.2	146	1134	.3	1.2	41	696	.1	1.0
WI '02	124	2748	.2	1.3	127	1179	.2	.9	218	1159	.4	1.6	172	1529	.3	1.5	60	880	.1	1.6
FA '01	101	2361	.2	1.1	105	951	.2	.7	144	927	.3	1.1	135	1167	.2	1.1	61	726	.1	1.6
SU '01	101	2207	.2	1.0	108	1111	.2	.7	166	869	.3	1.2	154	1125	.3	1.3	52	842	.1	1.2
4-Book	106	2428	.2	1.1	111	1009	.2	.8	175	988	.3	1.3	152	1239	.3	1.3	54	786	.1	1.4
SP '01	80	2504	.1	.8	86	922	.1	.6	95	899	.2	.7	120	1266	.2	1.0	48	718	.1	1.1
KNX -AM																				
SP '02	156	4714	.3	1.6	322	2673	.6	2.1	204	2117	.4	1.5	188	2319	.3	1.6	65	1027	.1	1.6
WI '02	163	4548	.3	1.7	320	2697	.6	2.2	178	1975	.3	1.3	207	2363	.4	1.8	94	1141	.2	2.5
FA '01	166	5275	.3	1.7	339	3199	.6	2.2	168	1921	.3	1.2	244	2835	.4	2.1	71	937	.1	1.9
SU '01	178	4872	.3	1.8	353	2998	.6	2.4	194	2152	.3	1.4	238	2593	.4	2.0	111	1369	.2	2.6
4-Book	166	4852	.3	1.7	334	2892	.6	2.2	186	2041	.3	1.4	219	2528	.4	1.9	85	1119	.2	2.2
SP '01	126	4310	.2	1.3	268	2462	.5	1.7	118	1720	.2	.8	193	2284	.3	1.6	78	1023	.1	1.8
KOST-FM																				
SP '02	381	7037	.7	3.9	454	3249	.8	3.0	617	3257	1.1	4.4	495	3526	.9	4.2	203	2219	.4	5.0
WI '02	437	7554	.8	4.7	489	3308	.9	3.4	757	3582	1.4	5.6	573	4056	1.0	4.9	229	2570	.4	6.0
FA '01	426	7308	.8	4.5	500	3440	.9	3.3	667	3712	1.2	4.9	527	3928	.9	4.5	204	2448	.4	5.4
SU '01	335	7195	.6	3.4	427	3331	.7	2.9	573	3710	1.0	4.0	417	3817	.7	3.5	188	2106	.3	4.3
4-Book	395	7274	.7	4.1	468	3332	.8	3.2	654	3565	1.2	4.7	503	3832	.9	4.3	206	2336	.4	5.2
SP '01	382	7178	.7	3.8	503	3395	.9	3.3	613	3366	1.1	4.2	502	3759	.9	4.1	174	2038	.3	4.1
KPLS-AM																				
SP '02	14	385		.1	18	117		.1	30	200	.1	.2	20	119		.2	4	80		.1
WI '02	**	**	**	**	**	**	**	**	**	**	**	**	**	**	**	**	**	**	**	**
FA '01	**	**	**	**	**	**	**	**	**	**	**	**	**	**	**	**	**	**	**	**
SU '01	**	**	**	**	**	**	**	**	**	**	**	**	**	**	**	**	**	**	**	**
4-Book	**	**	**	**	**	**	**	**	**	**	**	**	**	**	**	**	**	**	**	**
SP '01	**	**	**	**	**	**	**	**	**	**	**	**	**	**	**	**	**	**	**	**
KPWR-FM																				
SP '02	300	5621	.5	3.1	451	2565	.8	3.0	350	2577	.6	2.5	418	3071	.7	3.5	159	1772	.3	3.9
WI '02	279	5745	.5	3.0	392	2426	.7	2.7	372	2933	.7	2.8	338	2940	.6	2.9	146	1783	.3	3.8
FA '01	181	4882	.3	1.9	251	2078	.4	1.7	218	2374	.4	1.6	243	2622	.4	2.1	92	1395	.2	2.4
SU '01	241	5658	.4	2.5	389	2696	.7	2.7	307	2465	.5	2.2	305	3008	.5	2.6	113	1328	.2	2.6
4-Book	250	5477	.4	2.6	371	2441	.7	2.5	312	2587	.6	2.3	326	2910	.6	2.8	128	1570	.3	3.2
SP '01	243	5662	.4	2.4	366	2493	.6	2.4	291	2411	.5	2.0	316	2869	.5	2.6	103	1220	.2	2.4
KRCD-FM																				
SP '02	106	1453	.2	1.1	156	702	.3	1.0	168	852	.3	1.2	118	778	.2	1.0	45	494	.1	1.1
WI '02	67	1290	.1	.7	83	625	.1	.6	89	535	.2	.7	96	609	.2	.8	36	414	.1	.9
FA '01	59	805	.1	.6	90	421	.2	.6	95	443	.2	.7	68	410	.1	.6	23	239		.6
SU '01	75	914	.1	.8	66	339	.1	.5	126	580	.2	.9	103	501	.2	.9	49	376	.1	1.1
4-Book	77	1116	.1	.8	99	522	.2	.7	120	603	.2	.9	96	575	.2	.8	38	381	.1	.9
SP '01	82	1255	.1	.8	92	439	.2	.6	113	696	.2	.8	92	475	.2	.8	43	372	.1	1.0
KRCV-FM																				
SP '02	87	1204	.2	.9	120	504	.2	.8	109	599	.2	.8	113	717	.2	1.0	40	360	.1	1.0
WI '02	100	1301	.2	1.1	168	788	.3	1.2	163	725	.3	1.2	110	597	.2	.9	23	305		.6
FA '01	62	915	.1	.6	85	546	.1	.6	102	521	.2	.7	86	512	.2	.7	20	272		.5
SU '01	69	1201	.1	.7	77	564	.1	.5	96	645	.2	.7	82	649	.1	.7	32	348	.1	.7
4-Book	80	1155	.2	.8	113	601	.2	.8	118	623	.2	.9	98	619	.2	.8	29	321	.1	.7
SP '01	58	893	.1	.6	72	441	.1	.5	88	500	.2	.6	75	427	.1	.6	36	218	.1	.9

** Station(s) not reported this survey.

* Listener estimates adjusted for reported broadcast schedule.

+ Station(s) changed call letters - see Page 13.

4-Book: Avg. of current and previous 3 surveys.
2-Book: Avg. of most recent 2 surveys.

Target Listener Trends

Persons 25-54

	Monday-Sunday 6AM-MID				Monday-Friday 6AM-10AM				Monday-Friday 10AM-3PM				Monday-Friday 3PM-7PM				Monday-Friday 7PM-MID			
	AQH	Cume	AQH	AQH	AQH	Cume	AQH	AQH	AQH	Cume	AQH	AQH	AQH	Cume	AQH	AQH	AQH	Cume	AQH	AQH
	(00)	(00)	Rtg	Shr	(00)	(00)	Rtg	Shr	(00)	(00)	Rtg	Shr	(00)	(00)	Rtg	Shr	(00)	(00)	Rtg	Shr
KTNQ-AM																				
SP '02	62	1066	.1	.6	99	468	.2	.7	83	464	.1	.6	55	416	.1	.5	44	366	.1	1.1
WI '02	68	1034	.1	.7	80	541	.1	.5	116	581	.2	.9	57	447	.1	.5	69	295	.1	1.8
FA '01	72	1248	.1	.8	84	455	.1	.6	106	571	.2	.8	63	487	.1	.5	64	404	.1	1.7
SU '01	64	1165	.1	.7	77	368	.1	.5	74	488	.1	.5	48	325	.1	.4	97	452	.2	2.2
4-Book	67	1128	.1	.7	85	458	.1	.6	95	526	.2	.7	56	419	.1	.5	69	379	.1	1.7
SP '01	93	1422	.2	.9	133	610	.2	.9	100	501	.2	.7	112	484	.2	.9	95	527	.2	2.2
KTWV-FM																				
SP '02	342	5208	.6	3.5	384	2341	.7	2.5	571	2598	1.0	4.1	459	2964	.8	3.9	144	1681	.3	3.6
WI '02	314	5414	.6	3.3	393	2543	.7	2.7	515	2717	.9	3.8	398	2794	.7	3.4	132	1343	.2	3.4
FA '01	362	5187	.6	3.8	443	2651	.8	2.9	610	2687	1.1	4.5	461	2883	.8	3.9	128	1437	.2	3.4
SU '01	439	6330	.8	4.5	471	2770	.8	3.2	771	3378	1.3	5.4	565	3370	1.0	4.8	194	2083	.3	4.5
4-Book	364	5535	.7	3.8	423	2576	.8	2.8	617	2845	1.1	4.5	471	3003	.8	4.0	150	1636	.3	3.7
SP '01	395	6033	.7	4.0	467	2978	.8	3.0	654	2908	1.1	4.5	520	3618	.9	4.3	163	1894	.3	3.9
KWIZ-FM																				
SP '02	133	1625	.2	1.4	141	754	.3	.9	187	877	.3	1.3	179	1034	.3	1.5	72	593	.1	1.8
WI '02	93	1348	.2	1.0	122	493	.2	.8	129	673	.2	1.0	92	614	.2	.8	78	445	.1	2.0
FA '01	93	1039	.2	1.0	85	513	.1	.6	120	579	.2	.9	124	574	.2	1.0	65	498	.1	1.7
SU '01	55	783	.1	.6	61	433	.1	.4	108	482	.2	.8	50	382	.1	.4	47	344	.1	1.1
4-Book	94	1199	.2	1.0	102	548	.2	.7	136	653	.2	1.0	111	651	.2	.9	66	470	.1	1.7
SP '01	36	719	.1	.4	17	199	.1	.1	45	296	.1	.3	40	283	.1	.3	48	240	.1	1.1
KWKW-AM																				
SP '02	52	815	.1	.5	68	271	.1	.5	124	473	.2	.9	46	244	.1	.4	19	132		.5
WI '02	59	775	.1	.6	66	334	.1	.5	166	513	.3	1.2	52	332	.1	.4	4	64		.1
FA '01	66	805	.1	.7	103	362	.2	.7	138	503	.2	1.0	64	386	.1	.5	16	75		.4
SU '01	67	781	.1	.7	111	302	.2	.8	107	432	.2	.8	62	354	.1	.5	41	182	.1	.9
4-Book	61	794	.1	.6	87	317	.2	.6	134	480	.2	1.0	56	329	.1	.5	20	113		.5
SP '01	64	1068	.1	.6	84	387	.1	.5	124	624	.2	.9	85	564	.1	.7	28	173		.7
KWVE-FM																				
SP '02	55	1493	.1	.6	115	891	.2	.8	63	493	.1	.5	72	675	.1	.6	19	279		.5
WI '02	64	1297	.1	.7	100	772	.2	.7	92	487	.2	.7	91	702	.2	.8	22	234		.6
FA '01	55	1341	.1	.6	65	702	.1	.4	59	527	.1	.4	74	741	.1	.6	31	377	.1	.8
SU '01	54	1306	.1	.6	79	680	.1	.5	66	606	.1	.5	68	571	.1	.6	41	489	.1	.9
4-Book	57	1359	.1	.6	90	761	.2	.6	70	528	.1	.5	76	672	.1	.7	28	345	.1	.7
SP '01	51	1292	.1	.5	87	768	.1	.6	68	574	.1	.5	57	579	.1	.5	20	306		.5
KXQL-FM																				
SP '02	270	3709	.5	2.8	340	1909	.6	2.3	448	2232	.8	3.2	329	1849	.6	2.8	115	1004	.2	2.9
WI '02	200	2895	.4	2.1	258	1547	.5	1.8	314	1777	.6	2.3	223	1598	.4	1.9	71	762	.1	1.9
FA '01	204	3096	.4	2.1	279	1644	.5	1.8	306	1859	.5	2.2	231	1665	.4	2.0	87	926	.2	2.3
SU '01	299	4259	.5	3.1	384	2293	.7	2.6	511	2602	.9	3.6	334	2202	.6	2.8	95	1145	.2	2.2
4-Book	243	3490	.5	2.5	315	1848	.6	2.1	395	2118	.7	2.8	279	1829	.5	2.4	92	959	.2	2.3
SP '01	150	1844	.3	1.5	190	1005	.3	1.2	241	1109	.4	1.7	164	1090	.3	1.3	61	553	.1	1.4
KXTA-AM																				
SP '02	72	1616	.1	.7	86	662	.2	.6	157	770	.3	1.1	88	792	.2	.7	31	372	.1	.8
WI '02	61	1342	.1	.6	96	657	.2	.7	149	732	.3	1.1	56	584	.1	.5	12	291		.3
FA '01	41	1322	.1	.4	56	603	.1	.4	71	657	.1	.5	44	430	.1	.4	12	274		.3
SU '01	55	1582	.1	.6	59	565	.1	.4	83	649	.1	.6	73	696	.1	.6	52	666	.1	1.2
4-Book	57	1466	.1	.6	74	622	.2	.5	115	702	.2	.8	65	626	.1	.6	27	401	.1	.7
SP '01	66	1700	.1	.7	100	665	.2	.7	125	679	.2	.9	52	663	.1	.4	40	433	.1	.9
KYSR-FM																				
SP '02	269	6802	.5	2.8	464	3618	.8	3.1	365	2965	.7	2.6	378	3666	.7	3.2	84	1584	.2	2.1
WI '02	294	7256	.5	3.1	515	3632	.9	3.5	398	3155	.7	3.0	434	4133	.8	3.7	77	1323	.1	2.0
FA '01	322	7397	.6	3.4	500	3521	.9	3.3	492	3501	.9	3.6	467	4409	.8	3.9	94	1807	.2	2.5
SU '01	302	7485	.5	3.1	410	3298	.7	2.8	466	3733	.8	3.3	451	4331	.8	3.8	94	2174	.2	2.2
4-Book	297	7235	.5	3.1	472	3517	.8	3.2	430	3339	.8	3.1	433	4135	.8	3.7	87	1722	.2	2.2
SP '01	420	8375	.7	4.2	678	4158	1.2	4.4	623	3969	1.1	4.3	600	4959	1.0	4.9	131	2220	.2	3.1

** Station(s) not reported this survey.

* Listener estimates adjusted for reported broadcast schedule.

+ Station(s) changed call letters - see Page 13.

4-Book: Avg. of current and previous 3 surveys.
2-Book: Avg. of most recent 2 surveys.

Target Listener Trends

Persons 25-54

Target Listener Trends - Persons 25-54

	Monday-Sunday 6AM-MID				Monday-Friday 6AM-10AM				Monday-Friday 10AM-3PM				Monday-Friday 3PM-7PM				Monday-Friday 7PM-MID			
	AQH (00)	Cume (00)	AQH Rtg	AQH Shr	AQH (00)	Cume (00)	AQH Rtg	AQH Shr	AQH (00)	Cume (00)	AQH Rtg	AQH Shr	AQH (00)	Cume (00)	AQH Rtg	AQH Shr	AQH (00)	Cume (00)	AQH Rtg	AQH Shr
KZLA-FM																				
SP '02	246	4085	.4	2.5	388	2481	.7	2.6	362	2310	.6	2.6	318	2595	.6	2.7	80	1072	.1	2.0
WI '02	182	3404	.3	1.9	260	1739	.5	1.8	244	1833	.4	1.8	262	2302	.5	2.2	58	885	.1	1.5
FA '01	197	3619	.3	2.1	256	1903	.5	1.7	273	1931	.5	2.0	292	2360	.5	2.5	74	1214	.1	2.0
SU '01	216	3891	.4	2.2	288	2125	.5	2.0	300	2098	.5	2.1	273	2182	.5	2.3	86	1050	.1	2.0
4-Book	210	3750	.4	2.2	298	2062	.6	2.0	295	2043	.5	2.1	286	2360	.5	2.4	75	1055	.1	1.9
SP '01	227	4045	.4	2.3	277	2119	.5	1.8	338	2164	.6	2.3	298	2329	.5	2.4	102	1115	.2	2.4
KGGI-FM																				
SP '02	30	957	.1	.3	30	349	.1	.2	42	356	.1	.3	37	422	.1	.3	11	242		.3
WI '02	27	1011		.3	30	310	.1	.2	35	401	.1	.3	34	482	.1	.3	14	224		.4
FA '01	**	**	**	**	**	**	**	**	**	**	**	**	**	**	**	**	**	**	**	**
SU '01	28	1169		.3	33	464	.1	.2	41	503	.1	.3	37	503	.1	.3	16	203		.4
4-Book	**	**	**	**	**	**	**	**	**	**	**	**	**	**	**	**	**	**	**	**
SP '01	**	**	**	**	**	**	**	**	**	**	**	**	**	**	**	**	**	**	**	**
XTRA-AM																				
SP '02	55	1241	.1	.6	64	424	.1	.4	128	612	.2	.9	87	733	.2	.7	6	215		.1
WI '02	47	1467	.1	.5	43	536	.1	.3	84	573	.2	.6	99	926	.2	.8	9	230		.2
FA '01	59	1708	.1	.6	82	568	.1	.5	97	806	.2	.7	90	923	.2	.8	19	192		.5
SU '01	67	1686	.1	.7	90	674	.2	.6	140	770	.2	1.0	106	1065	.2	.9	9	165		.2
4-Book	57	1526	.1	.6	70	551	.1	.5	112	690	.2	.8	96	912	.2	.8	11	201		.3
SP '01	65	1925	.1	.7	65	709	.1	.4	94	815	.2	.6	138	1024	.2	1.1	12	273		.3
TOTALS																				
SP '02	9657	53761	17.3		15071	47475	27.0		13929	42570	24.9		11833	45737	21.2		4032	28240	7.2	
WI '02	9386	53744	16.8		14586	47339	26.1		13446	41447	24.1		11789	45361	21.1		3829	27677	6.9	
FA '01	9548	54546	16.8		15105	48205	26.6		13660	43364	24.1		11823	46179	20.8		3767	28235	6.6	
SU '01	9730	55818	16.7		14639	48525	25.1		14205	43726	24.4		11833	46811	20.3		4343	30250	7.4	
4-Book	9580	54467	16.9		14850	47886	26.2		13810	42777	24.4		11820	46022	20.9		3993	28601	7.0	
SP '01	9969	56408	17.1		15330	49079	26.3		14495	43833	24.9		12212	47546	20.9		4232	29485	7.3	

** Station(s) not reported this survey.

* Listener estimates adjusted for reported broadcast schedule.

+ Station(s) changed call letters - see Page 13.

4-Book: Avg. of current and previous 3 surveys.
2-Book: Avg. of most recent 2 surveys.

Target Listener Estimates

Persons 25-54																				
Monday-Friday 6AM-7PM				Weekend 6AM-MID				Saturday 6AM-10AM				Saturday 10AM-3PM				Saturday 3PM-7PM				
AQH (00)	Cume (00)	AQH Rtg	AQH Shr	AQH (00)	Cume (00)	AQH Rtg	AQH Shr	AQH (00)	Cume (00)	AQH Rtg	AQH Shr	AQH (00)	Cume (00)	AQH Rtg	AQH Shr	AQH (00)	Cume (00)	AQH Rtg	AQH Shr	
KABC-AM																				
SP '02	169	2028	.3	1.2	63	897	.1	1.0	70	275	.1	.9	99	367	.2	.9	52	143	.1	.7
4-Book	204	2177	.4	1.5	60	878	.1	1.0	70	250	.1	.9	106	364	.2	1.0	63	203	.1	.8
KBIG-FM																				
SP '02	497	5374	.9	3.6	189	2843	.3	3.0	170	574	.3	2.2	372	1171	.7	3.4	227	855	.4	3.0
4-Book	477	5121	.8	3.5	181	2864	.3	2.9	173	585	.3	2.3	344	1178	.6	3.2	233	846	.4	3.1
KBLA-AM																				
SP '02	157	1197	.3	1.2	53	553	.1	.8	40	97	.1	.5	97	192	.2	.9	61	182	.1	.8
4-Book	182	1287	.3	1.4	64	635	.1	1.0	51	134	.1	.7	105	237	.2	1.0	113	247	.2	1.5
KBUA-FM																				
SP '02	63	455	.1	.5	27	233	.1	.4	50	120	.1	.6	40	92	.1	.4	36	91	.1	.5
4-Book	52	445	.1	.4	31	270	.1	.5	49	111	.1	.6	58	146	.1	.6	30	80	.1	.4
KBUE-FM																				
SP '02	269	2278	.5	2.0	137	1427	.2	2.2	198	472	.4	2.5	211	551	.4	1.9	177	472	.3	2.3
4-Book	264	2401	.5	2.0	154	1493	.3	2.5	220	495	.4	2.9	270	646	.5	2.5	203	529	.4	2.7
KCBS-FM																				
SP '02	472	6218	.8	3.5	194	3108	.3	3.0	172	788	.3	2.2	357	1354	.6	3.3	340	1169	.6	4.4
4-Book	405	5540	.7	3.0	183	3107	.3	2.9	152	661	.3	2.0	344	1299	.6	3.2	264	983	.5	3.5
KDIS-AM																				
SP '02	43	1243	.1	.3	31	634	.1	.5	34	149	.1	.4	56	191	.1	.5	46	148	.1	.6
4-Book	**	**	**	**	**	**	**	**	**	**	**	**	**	**	**	**	**	**	**	**
KFI -AM																				
SP '02	404	3918	.7	3.0	102	1521	.2	1.6	207	674	.4	2.6	131	468	.2	1.2	61	211	.1	.8
4-Book	447	4305	.8	3.3	122	1712	.2	1.9	260	744	.5	3.4	171	609	.3	1.6	87	285	.2	1.2
KFSH-FM																				
SP '02	96	1284	.2	.7	52	893	.1	.8	81	310	.1	1.0	63	377	.1	.6	76	331	.1	1.0
4-Book	108	1303	.2	.8	60	905	.1	1.0	56	242	.1	.7	97	407	.2	.9	71	302	.1	1.0
KFWB-AM																				
SP '02	168	3538	.3	1.2	60	1579	.1	.9	112	476	.2	1.4	69	428	.1	.6	66	385	.1	.9
4-Book	196	3945	.4	1.4	67	1629	.1	1.0	120	522	.2	1.5	91	459	.2	.9	68	343	.1	.9
+KHHT-FM																				
SP '02	329	3755	.6	2.4	151	2244	.3	2.4	146	510	.3	1.9	202	818	.4	1.9	195	667	.3	2.5
4-Book	373	4023	.7	2.8	202	2508	.4	3.2	210	679	.4	2.7	312	1037	.6	2.9	265	818	.5	3.5
KHJ -AM																				
SP '02	147	1238	.3	1.1	61	542	.1	1.0	57	161	.1	.7	115	244	.2	1.1	77	164	.1	1.0
4-Book	115	1092	.2	.9	66	646	.1	1.0	86	227	.2	1.1	112	262	.2	1.1	84	195	.2	1.1
KIIS-FM																				
SP '02	404	6810	.7	3.0	229	4283	.4	3.6	239	882	.4	3.0	422	1804	.8	3.9	307	1160	.5	4.0
4-Book	450	6884	.8	3.3	231	4084	.4	3.7	250	997	.5	3.2	408	1629	.7	3.8	277	1067	.5	3.6
KVVS-FM																				
SP '02	34	439	.1	.2	14	168	.1	.2	12	59	.1	.2	23	91	.1	.2	26	73	.1	.3
4-Book	14	228	.1	.1	10	131	.1	.2	9	40	.1	.2	21	61	.1	.2	17	43	.1	.2
KJLH-FM																				
SP '02	187	1902	.3	1.4	175	1653	.3	2.7	140	324	.3	1.8	195	493	.3	1.8	177	458	.3	2.3
4-Book	181	1933	.3	1.4	177	1680	.3	2.8	118	349	.2	1.5	204	571	.4	1.9	165	449	.3	2.2
KKBT-FM																				
SP '02	440	4331	.8	3.2	149	2239	.3	2.3	215	722	.4	2.7	333	994	.6	3.1	229	853	.4	3.0
4-Book	465	4347	.8	3.5	179	2372	.3	2.8	228	689	.4	3.0	329	987	.6	3.1	254	778	.5	3.4
KKLA-FM																				
SP '02	83	1223	.1	.6	12	307	.1	.6	8	32	.1	.6	2	29	.1	.6	17	50	.1	.6
4-Book	83	1037	.2	.6	18	306	.3	.6	19	69	.2	.6	26	82	.1	.6	27	79	.2	.6

** Station(s) not reported this survey.

* Listener estimates adjusted for reported broadcast schedule.

+ Station(s) changed call letters - see Page 13.

4-Book: Avg. of current and previous 3 surveys.
2-Book: Avg. of most recent 2 surveys.

Target Listener Estimates

Persons 25-54

	Monday-Friday 6AM-7PM				Weekend 6AM-MID				Saturday 6AM-10AM				Saturday 10AM-3PM				Saturday 3PM-7PM			
	AQH (00)	Cume (00)	AQH Rtg	AQH Shr	AQH (00)	Cume (00)	AQH Rtg	AQH Shr	AQH (00)	Cume (00)	AQH Rtg	AQH Shr	AQH (00)	Cume (00)	AQH Rtg	AQH Shr	AQH (00)	Cume (00)	AQH Rtg	AQH Shr
	KLAC-AM SP '02 4-Book	86 64	1723 1181	.2 .1	.6 .5	42 26	1013 511	.1 .1	.7 .5	16 33			.2	21 31	115 119	.2 .1	.2 .3	39 27	114 94	.1 .1
KLAX-FM SP '02 4-Book	371 339	3501 3458	.7 .6	2.7 2.5	236 220	2260 2255	.4 .4	3.7 3.5	246 255	635 674	.4 .5	3.1 3.3	403 373	860 915	.7 .7	3.7 3.5	219 246	578 637	.4 .4	2.9 3.3
KLOS-FM SP '02 4-Book	394 433	5218 5184	.7 .8	2.9 3.2	157 169	2715 2733	.3 .3	2.5 2.7	165 183	604 643	.3 .4	2.1 2.4	282 310	1053 1073	.5 .6	2.6 2.9	222 242	750 872	.4 .4	2.9 3.2
KLSX-FM SP '02 4-Book	516 551	4007 4460	.9 1.0	3.8 4.1	60 77	1224 1347	.1 .1	.9 1.2	41 85	217 280	.1 .2	.5 1.1	52 90	253 349	.1 .2	.5 .8	61 82	230 305	.1 .2	.8 1.1
KLTX-AM SP '02 4-Book	130 122	674 575	.2 .2	1.0 .9	86 69	484 427	.2 .1	1.4 1.1	137 111	277 245	.2 .2	1.7 1.4	141 106	258 223	.3 .2	1.3 1.0	91 63	146 137	.2 .1	1.2 .8
KLVE-FM SP '02 4-Book	602 543	5501 5378	1.1 1.0	4.4 4.0	294 302	3409 3377	.5 .5	4.6 4.8	443 399	1136 1074	.8 .7	5.6 5.1	531 495	1367 1247	1.0 .9	4.9 4.6	242 278	672 800	.4 .5	3.2 3.7
KLYY-FM SP '02 4-Book	134 144	2116 1993	.2 .2	1.0 1.1	80 85	1132 1146	.1 .2	1.3 1.4	77 76	220 233	.1 .1	1.0 1.0	99 145	394 472	.2 .3	.9 1.3	92 117	310 383	.2 .2	1.2 1.5
KMXN-FM SP '02 4-Book	67 **	750 **	.1 **	.5 **	28 **	443 **	.1 **	.4 **	29 **	100 **	.1 **	.4 **	49 **	147 **	.1 **	.5 **	32 **	144 **	.1 **	.4 **
KMZT-FM SP '02 4-Book	143 149	1791 1853	.3 .3	1.0 1.1	60 68	970 1146	.1 .1	.9 1.1	49 66	184 273	.1 .1	.6 .8	112 113	390 449	.2 .2	1.0 1.0	58 79	239 302	.1 .2	.8 1.1
KNX -AM SP '02 4-Book	235 242	4143 4214	.4 .4	1.7 1.8	76 85	1836 1881	.1 .2	1.2 1.4	141 134	671 580	.3 .3	1.8 1.7	137 126	550 565	.2 .2	1.3 1.2	85 103	353 388	.2 .2	1.1 1.4
KOST-FM SP '02 4-Book	529 550	5578 5933	.9 1.0	3.9 4.1	235 245	3329 3384	.4 .5	3.7 3.9	280 287	896 898	.5 .5	3.6 3.7	427 406	1305 1291	.8 .8	3.9 3.8	285 300	894 979	.5 .5	3.7 3.9
KPLS-AM SP '02 4-Book	23 **	303 **	.2 **	.2 **	4 **	113 **	.1 **	.1 **	2 **	15 **	.1 **	.1 **	** **	** **	** **	** **	** **	** **	** **	** **
KPWR-FM SP '02 4-Book	402 335	4581 4601	.7 .6	2.9 2.5	215 183	3080 2703	.4 .4	3.4 2.9	214 170	754 578	.4 .3	2.7 2.2	453 319	1467 1126	.8 .6	4.2 3.0	320 285	1236 986	.6 .5	4.2 3.8
KRCB-FM SP '02 4-Book	149 106	1255 943	.3 .2	1.1 .8	71 51	659 549	.1 .1	1.1 .8	74 51	230 161	.1 .1	.9 .7	99 103	311 275	.2 .2	.9 1.0	92 70	256 182	.2 .1	1.2 .9
KRCV-FM SP '02 4-Book	114 110	984 986	.2 .2	.8 .8	71 60	669 613	.1 .1	1.1 1.0	91 81	236 192	.2 .2	1.2 1.1	100 91	254 259	.2 .2	.9 .8	103 78	241 189	.2 .2	1.3 1.0
KRLA-AM SP '02 4-Book	42 83	654 892	.1 .2	.3 .6	14 11	200 202	.2 .2	.2 .2	4 7	25 29	.1 .1	.1 .1	18 11	51 36	.2 .1	.2 .1	35 18	81 52	.1 .1	.5 .2
+KRLH-AM SP '02 4-Book	1 **	18 **	** **	** **	** **	18 **	** **	** **	** **	** **	** **	** **	2 **	18 **	** **	** **	** **	** **	** **	** **

Target Listener Estimates - Persons 25-54

** Station(s) not reported this survey.

* Listener estimates adjusted for reported broadcast schedule.

+ Station(s) changed call letters - see Page 13.

4-Book: Avg. of current and previous 3 surveys.
2-Book: Avg. of most recent 2 surveys.

Target Listener Estimates

		Persons 25-54																				
		Monday-Friday 6AM-7PM				Weekend 6AM-MID				Saturday 6AM-10AM				Saturday 10AM-3PM				Saturday 3PM-7PM				
		AQH (00)	Cume (00)	AQH Rtg	AQH Shr	AQH (00)	Cume (00)	AQH Rtg	AQH Shr	AQH (00)	Cume (00)	AQH Rtg	AQH Shr	AQH (00)	Cume (00)	AQH Rtg	AQH Shr	AQH (00)	Cume (00)	AQH Rtg	AQH Shr	
KROQ-FM	SP '02	450	6217	.8	3.3	205	3508	.4	3.2	221	916	.4	2.8	390	1495	.7	3.6	285	1111	.5	3.7	
	4-Book	546	6281	1.0	4.0	251	3783	.5	4.0	244	965	.5	3.2	486	1754	.9	4.5	351	1322	.6	4.6	
KRTH-FM	SP '02	362	5261	.6	2.7	224	3268	.4	3.5	220	820	.4	2.8	425	1423	.8	3.9	316	930	.6	4.1	
	4-Book	417	5625	.7	3.1	222	3416	.4	3.5	217	871	.4	2.8	445	1469	.8	4.1	291	1000	.5	3.9	
KSCA-FM	SP '02	817	4961	1.5	6.0	366	3060	.7	5.7	1122	2005	2.0	14.2	593	1545	1.1	5.5	281	698	.5	3.7	
	4-Book	745	4788	1.3	5.5	318	2978	.6	5.0	1050	1925	1.9	13.5	501	1424	.9	4.6	226	621	.4	3.0	
KSPN-AM	SP '02	65	814	.1	.5	19	473	.3	.3	15	91	.2	.2	49	210	.1	.5	18	82	.2	.2	
	4-Book	**	**	**	**	**	**	**	**	**	**	**	**	**	**	**	**	**	**	**	**	**
KSSC-FM	SP '02	23	444	.2	.2	17	346	.3	.3	15	56	.2	.2	34	163	.1	.3	19	61	.2	.2	
	4-Book	24	441	.1	.2	18	312	.3	.3	13	49	.2	.2	32	128	.1	.3	33	86	.1	.4	
KSSE-FM	SP '02	193	2168	.3	1.4	106	1306	.2	1.7	137	364	.2	1.7	203	508	.4	1.9	104	370	.2	1.4	
	4-Book	179	2047	.3	1.3	88	1193	.2	1.4	111	320	.2	1.4	167	500	.3	1.6	102	341	.2	1.4	
KTNO-AM	SP '02	79	782	.1	.6	45	452	.1	.7	112	199	.2	1.4	70	139	.1	.6	31	75	.1	.4	
	4-Book	80	818	.2	.6	41	500	.1	.6	87	186	.2	1.1	71	169	.1	.7	27	65	.1	.4	
KTWV-FM	SP '02	479	4190	.9	3.5	231	2784	.4	3.6	211	646	.4	2.7	421	1161	.8	3.9	290	880	.5	3.8	
	4-Book	512	4491	.9	3.8	248	2998	.4	3.9	230	784	.4	3.0	480	1251	.9	4.5	301	908	.5	4.0	
KWIZ-FM	SP '02	170	1408	.3	1.2	109	931	.2	1.7	102	331	.2	1.3	209	425	.4	1.9	128	315	.2	1.7	
	4-Book	118	979	.2	.9	68	659	.1	1.1	81	209	.1	1.0	119	275	.2	1.1	80	201	.1	1.1	
KWKV-AM	SP '02	83	676	.1	.6	21	347	.3	.3	55	118	.1	.7	34	137	.1	.3	16	40	.2	.2	
	4-Book	96	681	.2	.7	28	331	.1	.4	64	132	.1	.8	48	139	.1	.4	20	68	.3	.3	
KWVE-FM	SP '02	82	1309	.1	.6	32	669	.1	.5	51	224	.1	.6	39	171	.1	.4	50	153	.1	.7	
	4-Book	78	1155	.1	.6	39	601	.1	.6	31	138	.1	.4	47	167	.1	.5	44	136	.1	.6	
KXOL-FM	SP '02	378	3187	.7	2.8	184	1863	.3	2.9	209	506	.4	2.7	338	848	.6	3.1	201	597	.4	2.6	
	4-Book	335	3047	.6	2.5	184	1846	.3	2.9	207	537	.4	2.7	335	834	.6	3.1	192	542	.4	2.5	
KXTA-AM	SP '02	114	1319	.2	.8	23	668	.4	.4	31	154	.1	.4	34	194	.1	.3	21	114	.3	.3	
	4-Book	87	1180	.2	.6	24	526	.4	.4	21	99	.1	.3	50	195	.1	.5	27	123	.4	.4	
KYSR-FM	SP '02	399	5892	.7	2.9	164	3298	.3	2.6	124	722	.2	1.6	306	1233	.5	2.8	225	935	.4	2.9	
	4-Book	444	6244	.8	3.3	178	3515	.3	2.8	149	695	.3	1.9	332	1462	.6	3.1	265	1123	.5	3.5	
KZLA-FM	SP '02	357	3696	.6	2.6	161	2246	.3	2.5	149	673	.3	1.9	249	883	.4	2.3	219	820	.4	2.9	
	4-Book	294	3309	.5	2.2	154	2139	.3	2.4	176	705	.3	2.3	283	959	.5	2.6	185	708	.3	2.5	
KGGI-FM	SP '02	37	733	.1	.3	30	470	.1	.5	13	99	.2	.2	50	218	.1	.5	71	200	.1	.9	
	4-Book	**	**	**	**	**	**	**	**	**	**	**	**	**	**	**	**	**	**	**	**	**
XTRA-AM	SP '02	96	1053	.2	.7	13	429	.2	.2	25	86	.1	.3	22	129	.1	.2	22	107	.3	.3	
	4-Book	94	1258	.2	.7	21	498	.3	.3	38	152	.1	.5	32	139	.1	.3	17	74	.3	.3	
TOTALS	SP '02	13636	52945	24.4		6369	42773	11.4		7879	20587	14.1		10873	26322	19.5		7663	19882	13.7		
	4-Book	13518	53624	23.9		6336	43334	11.2		7767	20395	13.7		10830	26859	19.1		7583	20074	13.4		

** Station(s) not reported this survey.

* Listener estimates adjusted for reported broadcast schedule.

+ Station(s) changed call letters - see Page 13.

4-Book: Avg. of current and previous 3 surveys.
2-Book: Avg. of most recent 2 surveys.

Target Listener Estimates

Persons 25-54

	Saturday 7PM-MID				Sunday 6AM-10AM				Sunday 10AM-3PM				Sunday 3PM-7PM				Sunday 7PM-MID			
	AQH (00)	Cume (00)	AQH Rtg	AQH Shr	AQH (00)	Cume (00)	AQH Rtg	AQH Shr	AQH (00)	Cume (00)	AQH Rtg	AQH Shr	AQH (00)	Cume (00)	AQH Rtg	AQH Shr	AQH (00)	Cume (00)	AQH Rtg	AQH Shr
KABC-AM																				
SP '02	42	123	.1	1.1	79	257	.1	1.7	56	182	.1	.7	58	227	.1	1.0	52	140	.1	2.0
4-Book	28	91	.1	.7	69	198	.1	1.5	69	241	.1	.9	53	223	.1	.9	26	95		1.0
KBIG-FM																				
SP '02	173	582	.3	4.5	94	444	.2	2.0	273	906	.5	3.5	116	566	.2	2.0	61	347	.1	2.3
4-Book	210	724	.4	5.6	84	405	.2	1.8	196	821	.4	2.6	128	507	.2	2.2	60	301	.1	2.2
KBLA-AM																				
SP '02	43	142	.1	1.1	23	60		.5	52	128	.1	.7	93	185	.2	1.6	19	80		.7
4-Book	39	131	.1	1.0	34	92	.1	.7	66	170	.1	.9	85	172	.2	1.5	25	69		.9
KBUA-FM																				
SP '02	16	61		.4	15	40		.3	48	82	.1	.6	9	26		.2				
4-Book	12	50		.3	27	71	.1	.6	48	105	.1	.6	20	59	.1	.4	3	22		.1
KBUE-FM																				
SP '02	81	260	.1	2.1	85	302	.2	1.9	139	413	.2	1.8	162	455	.3	2.8	62	198	.1	2.3
4-Book	71	260	.1	1.9	116	287	.2	2.5	174	500	.3	2.3	131	358	.2	2.3	57	201	.1	2.1
KCBS-FM																				
SP '02	72	344	.1	1.9	79	395	.1	1.7	215	960	.4	2.8	262	806	.5	4.5	71	380	.1	2.7
4-Book	91	441	.2	2.4	94	422	.2	2.0	232	964	.4	3.1	212	737	.4	3.7	71	361	.1	2.6
KDIS-AM																				
SP '02	8	40		.2	19	84		.4	33	127	.1	.4	49	160	.1	.8	4	27		.2
4-Book	**	**	**	**	**	**	**	**	**	**	**	**	**	**	**	**	**	**	**	**
KFI -AM																				
SP '02	48	157	.1	1.2	80	345	.1	1.7	149	493	.3	1.9	88	220	.2	1.5	61	246	.1	2.3
4-Book	53	193	.1	1.4	130	449	.2	2.7	148	511	.3	1.9	71	253	.1	1.3	66	216	.1	2.5
KFSH-FM																				
SP '02	28	152	.1	.7	57	352	.1	1.2	67	367	.1	.9	28	169	.1	.5	20	144		.8
4-Book	32	157	.1	.9	66	326	.1	1.4	77	396	.1	1.0	59	228	.1	1.1	21	127		.8
KFVB-AM																				
SP '02	35	229	.1	.9	56	392	.1	1.2	57	363	.1	.7	66	307	.1	1.1	28	114	.1	1.1
4-Book	24	176		.6	77	364	.1	1.6	77	430	.1	1.0	66	304	.1	1.1	22	128		.8
+KHHT-FM																				
SP '02	141	450	.3	3.7	77	316	.1	1.7	163	601	.3	2.1	118	452	.2	2.0	154	402	.3	5.8
4-Book	151	516	.3	4.0	125	373	.2	2.7	195	689	.4	2.6	186	614	.3	3.3	171	456	.3	6.3
KHJ -AM																				
SP '02	12	30		.3	69	177	.1	1.5	94	236	.2	1.2	60	154	.1	1.0	9	45		.3
4-Book	32	98	.1	.9	65	150	.1	1.4	73	193	.2	1.0	58	120	.1	1.0	21	84		.8
KIIS-FM																				
SP '02	161	581	.3	4.2	179	713	.3	3.9	287	1292	.5	3.7	158	712	.3	2.7	74	327	.1	2.8
4-Book	137	603	.3	3.6	153	643	.3	3.3	320	1363	.6	4.2	210	876	.4	3.7	82	414	.2	3.0
KVVS-FM																				
SP '02	14	26		.4	1	11			3	20			17	39		.3	13	24		.5
4-Book	4	12		.1	4	18		.1	10	25		.1	9	22		.2	5	17		.2
KJLH-FM																				
SP '02	104	270	.2	2.7	259	585	.5	5.6	272	787	.5	3.5	217	457	.4	3.7	57	212	.1	2.2
4-Book	111	360	.2	2.9	209	532	.4	4.4	284	770	.5	3.7	250	524	.5	4.3	83	228	.1	3.0
KKBT-FM																				
SP '02	72	317	.1	1.9	72	276	.1	1.6	108	447	.2	1.4	78	387	.1	1.3	86	317	.2	3.2
4-Book	116	492	.2	3.1	108	347	.2	2.3	147	506	.3	1.9	129	467	.2	2.2	120	404	.2	4.5
KKLA-FM																				
SP '02	11	49		.3	9	29		.2	21	119		.3	13	75		.2	16	37		.6
4-Book	11	46		.3	21	66		.5	22	106		.3	9	45		.2	12	40		.5

Target Listener Estimates - Persons 25-54

** Station(s) not reported this survey.

* Listener estimates adjusted for reported broadcast schedule.

+ Station(s) changed call letters - see Page 13.

4-Book: Avg. of current and previous 3 surveys.
2-Book: Avg. of most recent 2 surveys.

Target Listener Estimates

Persons 25-54																			
Saturday 7PM-MID				Sunday 6AM-10AM				Sunday 10AM-3PM				Sunday 3PM-7PM				Sunday 7PM-MID			
AQH (00)	Cume (00)	AQH Rtg	AQH Shr	AQH (00)	Cume (00)	AQH Rtg	AQH Shr	AQH (00)	Cume (00)	AQH Rtg	AQH Shr	AQH (00)	Cume (00)	AQH Rtg	AQH Shr	AQH (00)	Cume (00)	AQH Rtg	AQH Shr
KLAC-AM																			
SP '02	9	46	.2					45	290	.1	.6	208	697	.4	3.6	29	140	.1	1.1
4-Book	13	51	.3	7	24	.2		30	138	.1	.4	71	238	.1	1.2	17	72		.6
KLAX-FM																			
SP '02	156	356	.3	141	413	.3	3.1	369	859	.7	4.8	251	581	.4	4.3	83	245	.1	3.1
4-Book	156	445	.3	157	440	.3	3.3	308	784	.6	4.1	186	490	.3	3.2	72	230	.1	2.6
KLOS-FM																			
SP '02	88	384	.2	68	231	.1	1.5	182	792	.3	2.4	206	702	.4	3.5	53	295	.1	2.0
4-Book	86	408	.2	74	302	.1	1.6	202	784	.4	2.7	195	703	.4	3.4	66	356	.1	2.4
KLSX-FM																			
SP '02	12	68	.3	141	466	.3	3.1	135	445	.2	1.8	27	107	.5		15	61		.6
4-Book	19	124	.5	118	395	.2	2.5	146	506	.3	1.9	59	189	.1	1.0	25	121		.9
KLTX-AM																			
SP '02	49	102	.1	125	325	.2	2.7	82	197	.1	1.1	58	133	.1	1.0	18	52		.7
4-Book	39	99	.1	103	257	.2	2.2	69	176	.1	.9	37	102	.1	.6	30	81	.1	1.1
KLVE-FM																			
SP '02	251	711	.4	253	689	.5	5.5	330	1068	.6	4.3	202	475	.4	3.5	92	270	.2	3.5
4-Book	252	724	.4	248	671	.5	5.2	382	1068	.7	5.0	233	607	.4	4.1	120	402	.2	4.4
KLYY-FM																			
SP '02	56	190	.1	45	164	.1	1.0	140	463	.3	1.8	94	228	.2	1.6	35	157	.1	1.3
4-Book	61	234	.1	47	151	.1	1.0	116	386	.2	1.5	73	226	.1	1.3	42	159	.1	1.5
KMXN-FM																			
SP '02	18	90	.5	10	60	.2		36	130	.1	.5	38	140	.1	.6	8	40		.3
4-Book	**	**	**	**	**	**	**	**	**	**	**	**	**	**	**	**	**	**	**
KMZT-FM																			
SP '02	33	158	.1	30	101	.1	.7	96	297	.2	1.2	60	209	.1	1.0	34	146	.1	1.3
4-Book	30	165	.1	56	205	.1	1.2	97	380	.2	1.3	72	246	.1	1.2	30	154	.1	1.1
KNX -AM																			
SP '02	33	216	.1	69	294	.1	1.5	53	365	.1	.7	62	259	.1	1.1	35	189	.1	1.3
4-Book	41	218	.1	81	321	.2	1.7	83	402	.1	1.1	67	263	.1	1.2	51	267	.1	1.9
KOST-FM																			
SP '02	174	641	.3	140	571	.3	3.1	273	958	.5	3.5	146	530	.3	2.5	135	553	.2	5.1
4-Book	166	647	.3	180	624	.3	3.8	280	1000	.5	3.7	206	685	.4	3.6	134	552	.3	5.0
KPLS-AM																			
SP '02				5	25	.1		15	71	.2		11	42	.2					
4-Book	**	**	**	**	**	**	**	**	**	**	**	**	**	**	**	**	**	**	**
KPWR-FM																			
SP '02	217	690	.4	93	397	.2	2.0	200	790	.4	2.6	130	501	.2	2.2	70	274	.1	2.6
4-Book	163	600	.3	88	336	.2	1.9	196	720	.4	2.6	159	595	.3	2.8	79	299	.1	2.9
KRCD-FM																			
SP '02	49	161	.1	56	157	.1	1.2	89	226	.2	1.2	72	223	.1	1.2	39	124	.1	1.5
4-Book	33	122	.1	29	78	.6		53	164	.1	.7	44	119	.1	.8	28	85	.1	1.0
KRCV-FM																			
SP '02	59	157	.1	33	123	.1	.7	96	276	.2	1.2	53	140	.1	.9	33	73	.1	1.2
4-Book	33	137	.1	51	150	.1	1.1	75	217	.1	1.0	61	151	.1	1.1	16	59		.6
KRLA-AM																			
SP '02	11	27	.3					8	43	.1		27	90	.5		14	35		.5
4-Book	9	24	.2	2	9			10	37	.2		20	66	.4		13	40		.5
+KRLH-AM																			
SP '02	**	**	**	**	**	**	**	**	**	**	**	**	**	**	**	**	**	**	**
4-Book	**	**	**	**	**	**	**	**	**	**	**	**	**	**	**	**	**	**	**

** Station(s) not reported this survey.

* Listener estimates adjusted for reported broadcast schedule.

+ Station(s) changed call letters - see Page 13.

4-Book: Avg. of current and previous 3 surveys.
2-Book: Avg. of most recent 2 surveys.

Target Listener Estimates

Target Listener Estimates - Persons 25-54

	Persons 25-54																			
	Saturday 7PM-MID				Sunday 6AM-10AM				Sunday 10AM-3PM				Sunday 3PM-7PM				Sunday 7PM-MID			
	AQH (00)	Cume (00)	AQH Rtg	AQH Shr	AQH (00)	Cume (00)	AQH Rtg	AQH Shr	AQH (00)	Cume (00)	AQH Rtg	AQH Shr	AQH (00)	Cume (00)	AQH Rtg	AQH Shr	AQH (00)	Cume (00)	AQH Rtg	AQH Shr
KROQ-FM																				
SP '02	130	598	.2	3.4	100	465	.2	2.2	158	785	.3	2.1	222	938	.4	3.8	133	563	.2	5.0
4-Book	154	664	.3	4.1	107	429	.2	2.3	281	1188	.5	3.7	243	968	.4	4.2	131	590	.2	4.9
KRTH-FM																				
SP '02	108	321	.2	2.8	105	538	.2	2.3	288	914	.5	3.7	195	685	.3	3.3	124	389	.2	4.7
4-Book	125	461	.2	3.3	126	598	.3	2.7	258	1002	.5	3.4	217	816	.4	3.7	88	400	.2	3.3
KSCA-FM																				
SP '02	101	314	.2	2.6	415	831	.7	9.0	291	733	.5	3.8	158	455	.3	2.7	69	179	.1	2.6
4-Book	74	254	.1	2.0	341	697	.6	7.2	248	714	.4	3.3	143	381	.3	2.5	57	203	.1	2.1
KSPN-AM																				
SP '02	6	70	.2		14	52	.3		17	74	.2		34	105	.1	.6				
4-Book	**	**	**	**	**	**	**	**	**	**	**	**	**	**	**	**	**	**	**	**
KSSC-FM																				
SP '02	13	65	.3		8	33	.2		25	136	.3		17	49	.3		2	12	.1	
4-Book	14	54	.4		6	30	.1		23	97	.3		19	74	.3		6	26	.2	
KSSE-FM																				
SP '02	74	300	.1	1.9	71	200	.1	1.5	147	454	.3	1.9	71	229	.1	1.2	33	143	.1	1.2
4-Book	56	216	.1	1.5	52	173	.1	1.1	110	394	.2	1.5	64	202	.1	1.1	38	129	.1	1.4
KTNQ-AM																				
SP '02	22	79	.6		13	25	.3		61	155	.1	.8	38	92	.1	.6	16	46	.6	
4-Book	26	83	.1	.7	22	76	.5		51	144	.1	.7	32	82	.1	.6	16	59	.6	
KTWV-FM																				
SP '02	118	438	.2	3.1	96	426	.2	2.1	327	1085	.6	4.3	266	815	.5	4.5	110	473	.2	4.1
4-Book	152	552	.3	4.0	144	505	.3	3.0	301	928	.6	4.0	245	757	.4	4.2	113	451	.2	4.2
KWIZ-FM																				
SP '02	60	222	.1	1.6	48	117	.1	1.0	139	299	.2	1.8	128	303	.2	2.2	54	199	.1	2.0
4-Book	54	175	.1	1.5	30	91	.1	.6	83	205	.1	1.1	64	175	.1	1.1	30	112	.1	1.1
KWKW-AM																				
SP '02	8	27	.2		8	37	.2		7	36	.1		15	18	.3		25	72	.9	
4-Book	13	32	.3		21	56	.4		21	65	.3		23	56	.4		13	41	.5	
KWVE-FM																				
SP '02	10	51	.3		42	205	.1	.9	32	221	.1	.4	13	85	.2		22	83	.8	
4-Book	27	79	.7		49	214	.1	1.0	54	247	.1	.7	33	125	.1	.6	27	97	.1	1.0
KXOL-FM																				
SP '02	79	289	.1	2.1	162	480	.3	3.5	219	571	.4	2.8	199	508	.4	3.4	69	278	.1	2.6
4-Book	76	263	.1	2.0	173	478	.3	3.7	251	648	.4	3.3	168	484	.3	2.9	67	247	.1	2.5
KXTA-AM																				
SP '02	19	93	.5		9	73	.2		44	243	.1	.6	15	94	.3		9	64	.3	
4-Book	20	79	.5		4	31	.1		27	146	.4		36	122	.1	.6	8	64	.3	
KYSR-FM																				
SP '02	91	488	.2	2.4	67	477	.1	1.5	247	1228	.4	3.2	185	723	.3	3.2	53	342	.1	2.0
4-Book	99	540	.2	2.6	98	435	.2	2.1	218	1087	.4	2.9	190	814	.3	3.3	69	409	.1	2.6
KZLA-FM																				
SP '02	106	363	.2	2.8	92	428	.2	2.0	255	877	.5	3.3	160	582	.3	2.7	56	305	.1	2.1
4-Book	84	371	.1	2.3	98	369	.2	2.1	197	724	.4	2.6	158	556	.3	2.7	54	247	.1	2.0
KGGI-FM																				
SP '02	29	90	.1	.8	11	43	.2		26	41	.3		38	119	.1	.6	7	26	.3	
4-Book	**	**	**	**	**	**	**	**	**	**	**	**	**	**	**	**	**	**	**	**
XTRA-AM																				
SP '02	2	15	.1		25	88	.5		6	46	.1		12	71	.2		1	15	.1	
4-Book	6	31	.2		32	119	.1	.7	27	145	.1	.4	20	99	.4		3	30	.1	
TOTALS																				
SP '02	3850	11896	6.9		4590	13833	8.2		7692	21039	13.8		5855	15436	10.5		2651	8944	4.7	
4-Book	3783	12322	6.7		4733	13877	8.4		7595	21177	13.4		5778	15532	10.2		2708	9250	4.8	

** Station(s) not reported this survey.

* Listener estimates adjusted for reported broadcast schedule.

+ Station(s) changed call letters - see Page 13.

4-Book: Avg. of current and previous 3 surveys.
2-Book: Avg. of most recent 2 surveys.

Target Listener Trends

Persons 35-64																				
Monday-Sunday 6AM-MID				Monday-Friday 6AM-10AM				Monday-Friday 10AM-3PM				Monday-Friday 3PM-7PM				Monday-Friday 7PM-MID				
AQH (00)	Cume (00)	AQH Rtg	AQH Shr	AQH (00)	Cume (00)	AQH Rtg	AQH Shr	AQH (00)	Cume (00)	AQH Rtg	AQH Shr	AQH (00)	Cume (00)	AQH Rtg	AQH Shr	AQH (00)	Cume (00)	AQH Rtg	AQH Shr	
KZLA-FM																				
SP '02	242	3698	.5	3.2	390	2276	.9	3.2	342	2071	.7	3.2	284	2328	.6	3.0	90	930	.2	3.1
WI '02	168	3194	.4	2.2	232	1716	.5	2.0	214	1704	.5	2.0	248	2101	.5	2.6	54	947	.1	1.8
FA '01	217	3675	.5	2.7	281	1884	.6	2.2	321	2011	.7	2.8	327	2324	.7	3.3	65	1053	.1	2.2
SU '01	213	3797	.4	2.7	303	1995	.6	2.6	280	2005	.6	2.4	277	2139	.6	2.9	77	958	.2	2.3
4-Book	210	3591	.5	2.7	302	1968	.7	2.5	289	1948	.6	2.6	284	2223	.6	3.0	72	972	.2	2.4
SP '01	235	3930	.5	2.9	266	1964	.6	2.1	351	2142	.7	3.0	335	2461	.7	3.3	90	1058	.2	2.8
KGGI-FM																				
SP '02	20	495	.3		21	186	.2		24	180	.1	.2	26	236	.1	.3	9	133		.3
WI '02	14	442	.2		19	204	.2		21	190	.2		16	158	.2		3	48		.1
FA '01	**	**	**	**	**	**	**	**	**	**	**	**	**	**	**	**	**	**	**	**
SU '01	11	564	.1		12	135	.1		19	241	.2		12	195	.1		3	94		.1
4-Book	**	**	**	**	**	**	**	**	**	**	**	**	**	**	**	**	**	**	**	**
SP '01	**	**	**	**	**	**	**	**	**	**	**	**	**	**	**	**	**	**	**	**
XTRA-AM																				
SP '02	47	1138	.1	.6	57	368	.1	.5	104	494	.2	1.0	78	669	.2	.8	5	213		.2
WI '02	43	1241	.1	.6	45	524	.1	.4	78	513	.2	.7	83	770	.2	.9	7	173		.2
FA '01	44	1430	.1	.6	65	477	.1	.5	63	660	.1	.6	67	733	.1	.7	14	186		.5
SU '01	57	1423	.1	.7	83	596	.2	.7	104	652	.2	.9	91	887	.2	1.0	16	197		.5
4-Book	48	1308	.1	.6	63	491	.1	.5	87	580	.2	.8	80	765	.2	.9	11	192		.4
SP '01	54	1734	.1	.7	45	653	.1	.4	65	647	.1	.6	126	1023	.3	1.3	14	246		.4
TOTALS																				
SP '02	7617	43655	16.6		12047	38413	26.3		10830	34019	23.7		9352	36559	20.4		2948	21476	6.4	
WI '02	7552	43712	16.5		11759	38225	25.7		10747	33881	23.5		9463	36405	20.7		2972	21649	6.5	
FA '01	7972	45533	16.8		12793	40425	26.9		11385	36242	23.9		9832	38692	20.7		2954	22289	6.2	
SU '01	7876	45746	16.4		11852	39712	24.6		11485	36036	23.9		9511	38170	19.8		3336	23703	6.9	
4-Book	7754	44662	16.6		12113	39194	25.9		11112	35045	23.8		9540	37457	20.4		3053	22279	6.5	
SP '01	8134	46314	16.9		12541	40108	26.1		11689	35826	24.3		10041	38876	20.9		3257	22714	6.8	

** Station(s) not reported this survey.

* Listener estimates adjusted for reported broadcast schedule.

+ Station(s) changed call letters - see Page 13.

4-Book: Avg. of current and previous 3 surveys.
2-Book: Avg. of most recent 2 surveys.

Target Listener Estimates

Persons 35-64

Target Listener Estimates - Persons 35-64

	Monday-Friday 6AM-7PM				Weekend 6AM-MID				Saturday 6AM-10AM				Saturday 10AM-3PM				Saturday 3PM-7PM			
	AQH (00)	Cume (00)	AQH Rtg	AQH Shr	AQH (00)	Cume (00)	AQH Rtg	AQH Shr	AQH (00)	Cume (00)	AQH Rtg	AQH Shr	AQH (00)	Cume (00)	AQH Rtg	AQH Shr	AQH (00)	Cume (00)	AQH Rtg	AQH Shr
KABC-AM																				
SP '02	254	2658	.6	2.4	91	1219	.2	1.8	141	442	.3	2.1	125	468	.3	1.4	99	302	.2	1.6
4-Book	287	2901	.6	2.6	100	1273	.2	1.9	126	420	.3	1.9	175	556	.4	2.0	101	336	.2	1.7
KBIG-FM																				
SP '02	358	3863	.8	3.3	138	2113	.3	2.7	122	485	.3	1.8	257	936	.6	2.9	182	634	.4	3.0
4-Book	334	3484	.7	3.0	131	2048	.3	2.5	120	433	.3	1.8	240	866	.5	2.7	169	617	.4	2.8
KBLA-AM																				
SP '02	116	910	.3	1.1	32	392	.1	.6	33	81	.1	.5	56	122	.1	.6	46	140	.1	.8
4-Book	128	966	.3	1.2	41	451	.1	.8	49	126	.1	.7	74	164	.2	.8	76	177	.2	1.3
KBUA-FM																				
SP '02	43	309	.1	.4	21	183		.4	48	119	.1	.7	43	78	.1	.5	31	56	.1	.5
4-Book	31	297	.1	.3	19	171		.4	34	85	.1	.5	42	102	.1	.5	16	43		.3
KBUE-FM																				
SP '02	154	1332	.3	1.4	73	801	.2	1.4	89	267	.2	1.3	120	273	.3	1.4	80	244	.2	1.3
4-Book	164	1451	.4	1.5	91	889	.2	1.7	135	307	.3	2.0	159	377	.4	1.8	104	287	.2	1.7
KCBS-FM																				
SP '02	388	5022	.8	3.6	186	2726	.4	3.6	170	796	.4	2.6	368	1269	.8	4.2	305	988	.7	5.0
4-Book	346	4547	.7	3.1	170	2657	.4	3.2	157	659	.3	2.3	333	1160	.7	3.8	236	823	.5	3.9
KDIS-AM																				
SP '02	36	1018	.1	.3	21	481		.4	22	81		.3	41	180	.1	.5	34	124	.1	.6
4-Book	**	**	**	**	**	**	**	**	**	**	**	**	**	**	**	**	**	**	**	**
KFI -AM																				
SP '02	544	4779	1.2	5.1	193	2159	.4	3.7	352	1017	.8	5.3	301	856	.7	3.4	127	412	.3	2.1
4-Book	562	4967	1.2	5.2	174	2173	.4	3.3	381	1019	.8	5.7	262	853	.6	3.0	131	390	.3	2.2
KFSH-FM																				
SP '02	70	1004	.2	.7	36	665	.1	.7	66	265	.1	1.0	45	263	.1	.5	60	265	.1	1.0
4-Book	83	976	.2	.8	46	694	.1	.9	47	197	.1	.7	77	315	.2	.9	54	250	.1	.9
KFVB-AM																				
SP '02	210	4063	.5	2.0	79	2020	.2	1.5	123	581	.3	1.9	85	529	.2	1.0	78	494	.2	1.3
4-Book	244	4621	.6	2.3	87	1993	.2	1.6	170	704	.4	2.5	104	535	.2	1.2	80	408	.2	1.3
+KHHT-FM																				
SP '02	209	2587	.5	1.9	111	1461	.2	2.1	128	424	.3	1.9	187	625	.4	2.1	150	456	.3	2.5
4-Book	255	2705	.6	2.3	144	1621	.3	2.7	157	500	.3	2.3	241	723	.5	2.7	184	561	.4	3.0
KHJ -AM																				
SP '02	124	1001	.3	1.2	51	476	.1	1.0	53	149	.1	.8	87	210	.2	1.0	74	143	.2	1.2
4-Book	111	1027	.3	1.0	73	664	.2	1.4	111	293	.3	1.7	112	272	.3	1.3	88	192	.2	1.5
KIIS-FM																				
SP '02	229	3715	.5	2.1	123	2503	.3	2.4	102	432	.2	1.5	271	1078	.6	3.1	151	520	.3	2.5
4-Book	269	4089	.6	2.5	137	2417	.3	2.6	146	618	.3	2.2	259	1007	.6	2.9	171	620	.4	2.8
KVVS-FM																				
SP '02	16	227		.1	3	59		.1					4	33						
4-Book	7	134		.1	3	66		.1	2	8			6	24		.1	3	12		
KJLH-FM																				
SP '02	185	1515	.4	1.7	164	1462	.4	3.2	148	342	.3	2.2	193	498	.4	2.2	166	418	.4	2.7
4-Book	161	1599	.4	1.5	154	1402	.3	2.9	116	344	.2	1.7	171	494	.4	1.9	144	374	.3	2.4
KKBT-FM																				
SP '02	281	2666	.6	2.6	81	1164	.2	1.6	148	443	.3	2.2	187	494	.4	2.1	82	348	.2	1.3
4-Book	264	2501	.6	2.4	98	1298	.2	1.9	141	400	.3	2.1	179	501	.4	2.0	115	362	.3	1.9
KKLA-FM																				
SP '02	88	1197	.2	.8	16	356		.3	17	75		.3	7	41		.1	10	45		.2
4-Book	86	1025	.2	.8	21	356		.4	23	89	.1	.4	27	81	.1	.3	23	75		.4

** Station(s) not reported this survey.

* Listener estimates adjusted for reported broadcast schedule.

+ Station(s) changed call letters - see Page 13.

4-Book: Avg. of current and previous 3 surveys.
2-Book: Avg. of most recent 2 surveys.

Target Listener Estimates

Persons 35-64																				
Monday-Friday 6AM-7PM				Weekend 6AM-MID				Saturday 6AM-10AM				Saturday 10AM-3PM				Saturday 3PM-7PM				
AQH (00)	Cume (00)	AQH Rtg	AQH Shr	AQH (00)	Cume (00)	AQH Rtg	AQH Shr	AQH (00)	Cume (00)	AQH Rtg	AQH Shr	AQH (00)	Cume (00)	AQH Rtg	AQH Shr	AQH (00)	Cume (00)	AQH Rtg	AQH Shr	
KLAC-AM																				
SP '02	111	2015	.2	1.0	46	984	.1	.9	12	43	.2	70	250	.2	.8	43	158	.1	.7	
4-Book	95	1576	.2	.9	29	559	.1	.6	17	73	.3	46	159	.1	.5	26	108	.1	.4	
KLAX-FM																				
SP '02	197	2002	.4	1.8	112	1078	.2	2.2	161	380	.4	2.4	205	450	.4	2.3	125	247	.3	2.1
4-Book	199	2059	.5	1.8	126	1296	.3	2.4	165	416	.4	2.4	220	526	.5	2.5	145	350	.3	2.4
KLCS-FM																				
SP '02	297	3783	.6	2.8	107	1898	.2	2.1	114	419	.2	1.7	223	769	.5	2.5	160	518	.3	2.6
4-Book	341	3840	.7	3.1	134	1989	.3	2.5	149	512	.3	2.2	248	792	.6	2.8	193	650	.4	3.2
KLSX-FM																				
SP '02	299	2616	.7	2.8	46	950	.1	.9	35	172	.1	.5	30	174	.1	.3	34	138	.1	.6
4-Book	340	2926	.7	3.1	59	1037	.1	1.1	52	216	.1	.8	74	288	.2	.8	56	215	.1	1.0
KLTX-AM																				
SP '02	116	512	.3	1.1	69	387	.2	1.3	145	249	.3	2.2	103	210	.2	1.2	55	108	.1	.9
4-Book	106	421	.2	1.0	58	325	.2	1.1	96	195	.2	1.5	88	176	.2	1.0	61	124	.1	1.0
KLVE-FM																				
SP '02	404	3652	.9	3.8	198	2290	.4	3.8	307	815	.7	4.6	318	910	.7	3.6	166	465	.4	2.7
4-Book	381	3556	.8	3.5	205	2229	.4	3.9	295	815	.7	4.3	314	841	.7	3.5	205	584	.5	3.4
KLYY-FM																				
SP '02	70	1021	.2	.7	47	513	.1	.9	44	120	.1	.7	63	196	.1	.7	49	147	.1	.8
4-Book	72	977	.2	.7	47	565	.1	.9	41	118	.1	.6	67	223	.2	.7	64	186	.2	1.1
KMXN-FM																				
SP '02	24	435	.1	.2	21	327	.1	.4	22	83	.1	.3	47	143	.1	.5	28	130	.1	.5
4-Book	**	**	**	**	**	**	**	**	**	**	**	**	**	**	**	**	**	**	**	**
KMZT-FM																				
SP '02	211	2155	.5	2.0	83	1128	.2	1.6	95	281	.2	1.4	139	400	.3	1.6	79	302	.2	1.3
4-Book	214	2375	.5	2.0	121	1523	.3	2.3	114	418	.2	1.7	190	594	.4	2.1	134	443	.3	2.2
KNX -AM																				
SP '02	272	4873	.6	2.5	94	2142	.2	1.8	221	935	.5	3.3	151	711	.3	1.7	78	440	.2	1.3
4-Book	313	5074	.7	2.9	117	2379	.3	2.3	208	868	.4	3.1	157	747	.3	1.8	114	478	.3	1.9
KOST-FM																				
SP '02	478	4747	1.0	4.4	242	3020	.5	4.7	285	883	.6	4.3	444	1252	1.0	5.0	261	848	.6	4.3
4-Book	504	4985	1.1	4.6	243	3020	.5	4.6	289	901	.6	4.3	413	1232	.9	4.6	288	907	.7	4.7
KPLS-AM																				
SP '02	54	550	.1	.5	13	241	.1	.3	10	47	.1	.2	9	28	.1	.1	20	29	.1	.3
4-Book	**	**	**	**	**	**	**	**	**	**	**	**	**	**	**	**	**	**	**	**
KPWR-FM																				
SP '02	100	1645	.2	.9	78	1224	.2	1.5	91	320	.2	1.4	133	488	.3	1.5	101	449	.2	1.7
4-Book	100	1667	.2	.9	66	965	.1	1.3	78	252	.2	1.2	105	330	.2	1.2	96	345	.2	1.6
KRCD-FM																				
SP '02	160	1127	.3	1.5	86	694	.2	1.7	78	224	.2	1.2	134	372	.3	1.5	97	257	.2	1.6
4-Book	100	780	.2	.9	52	506	.1	1.0	40	127	.1	.6	109	275	.2	1.2	66	172	.2	1.1
KRCV-FM																				
SP '02	94	750	.2	.9	65	657	.1	1.3	65	167	.1	1.0	113	267	.2	1.3	104	263	.2	1.7
4-Book	98	766	.2	.9	56	532	.1	1.1	64	146	.2	1.0	97	250	.2	1.1	80	203	.2	1.3
KRLA-AM																				
SP '02	63	955	.1	.6	24	311	.1	.5	5	37	.1	.3	26	62	.1	.3	55	134	.1	.9
4-Book	111	1230	.3	1.0	18	324	.1	.3	16	78	.3	.3	21	62	.1	.2	33	90	.1	.5
+KRLH-AM																				
SP '02	1	34	.1	.1		18	.1	.1		2	.1	.1		18	.1	.1			.1	.1
4-Book	**	**	**	**	**	**	**	**	**	**	**	**	**	**	**	**	**	**	**	**

** Station(s) not reported this survey.

* Listener estimates adjusted for reported broadcast schedule.

+ Station(s) changed call letters - see Page 13.

4-Book: Avg. of current and previous 3 surveys.
2-Book: Avg. of most recent 2 surveys.

Target Listener Estimates

Persons 35-64

Target Listener Estimates - Persons 35-64

	Monday-Friday 6AM-7PM				Weekend 6AM-MID				Saturday 6AM-10AM				Saturday 10AM-3PM				Saturday 3PM-7PM			
	AQH (00)	Cume (00)	AQH Rtg	AQH Shr	AQH (00)	Cume (00)	AQH Rtg	AQH Shr	AQH (00)	Cume (00)	AQH Rtg	AQH Shr	AQH (00)	Cume (00)	AQH Rtg	AQH Shr	AQH (00)	Cume (00)	AQH Rtg	AQH Shr
KROQ-FM																				
SP '02	182	2919	.4	1.7	82	1617	.2	1.6	102	413	.2	1.5	152	672	.3	1.7	110	438	.2	1.8
4-Book	210	2748	.5	2.0	107	1658	.3	2.0	97	420	.2	1.4	201	770	.5	2.3	160	600	.3	2.6
KRTH-FM																				
SP '02	426	5863	.9	4.0	253	3672	.6	4.9	287	1002	.6	4.3	479	1561	1.0	5.4	288	886	.6	4.7
4-Book	490	6079	1.1	4.5	253	3907	.6	4.8	275	1052	.6	4.1	517	1687	1.1	5.8	307	1089	.7	5.0
KSCA-FM																				
SP '02	544	3126	1.2	5.1	264	2157	.6	5.1	775	1392	1.7	11.7	422	1064	.9	4.8	219	571	.5	3.6
4-Book	515	3035	1.1	4.7	226	2003	.5	4.3	746	1276	1.6	11.0	343	953	.7	3.8	159	462	.4	2.6
KSPN-AM																				
SP '02	63	734	.1	.6	10	322		.2	13	77		.2	11	119		.1	3	30		
4-Book	**	**	**	**	**	**	**	**	**	**	**	**	**	**	**	**	**	**	**	**
KSSC-FM																				
SP '02	8	189		.1	6	169		.1	9	31		.1	13	79		.1	5	14		.1
4-Book	8	212		.1	6	134		.1	9	26		.1	8	45		.1	8	24		.2
KSSE-FM																				
SP '02	71	908	.2	.7	37	529	.1	.7	36	122	.1	.5	83	215	.2	.9	43	164	.1	.7
4-Book	66	822	.2	.6	32	469	.1	.6	34	112	.1	.5	66	196	.2	.7	48	138	.1	.8
KTNQ-AM																				
SP '02	73	636	.2	.7	42	413	.1	.8	109	180	.2	1.7	63	140	.1	.7	22	78		.4
4-Book	79	705	.2	.8	39	472	.1	.7	80	169	.2	1.2	63	161	.1	.7	25	64		.4
KTWV-FM																				
SP '02	553	4515	1.2	5.1	256	3049	.6	4.9	249	745	.5	3.8	419	1278	.9	4.7	338	1015	.7	5.6
4-Book	594	4919	1.3	5.4	281	3247	.6	5.3	267	874	.6	4.0	541	1441	1.2	6.0	362	1078	.8	6.0
KWIZ-FM																				
SP '02	83	760	.2	.8	51	514	.1	1.0	60	201	.1	.9	78	154	.2	.9	49	127	.1	.8
4-Book	55	462	.1	.5	28	298	.1	.6	35	96	.1	.5	44	85	.1	.5	24	70		.4
KWKW-AM																				
SP '02	74	624	.2	.7	28	351	.1	.5	78	143	.2	1.2	32	127	.1	.4	35	59	.1	.6
4-Book	83	592	.2	.8	28	313	.1	.5	64	123	.2	1.0	46	141	.1	.5	27	79	.1	.5
KWVE-FM																				
SP '02	74	1147	.2	.7	31	595	.1	.6	36	179	.1	.5	33	150	.1	.4	54	155	.1	.9
4-Book	71	1016	.2	.7	38	543	.1	.7	26	125	.1	.4	44	155	.1	.5	46	140	.1	.8
KXDL-FM																				
SP '02	199	1901	.4	1.9	115	1203	.3	2.2	132	314	.3	2.0	248	664	.5	2.8	127	401	.3	2.1
4-Book	208	1869	.4	1.9	118	1113	.3	2.2	139	343	.3	2.1	232	539	.5	2.6	111	322	.2	1.8
KXTA-AM																				
SP '02	76	1149	.2	.7	24	558	.1	.5	30	137	.1	.5	21	155		.2	44	148	.1	.7
4-Book	58	928	.2	.6	25	517	.1	.5	21	88	.1	.3	50	190	.1	.5	34	139	.1	.6
KYSR-FM																				
SP '02	230	3477	.5	2.1	96	1786	.2	1.9	70	420	.2	1.1	214	745	.5	2.4	142	573	.3	2.3
4-Book	244	3407	.6	2.2	106	1846	.2	2.0	101	428	.2	1.5	201	804	.5	2.2	161	638	.4	2.6
KZLA-FM																				
SP '02	339	3337	.7	3.2	172	2065	.4	3.3	132	669	.3	2.0	299	922	.7	3.4	222	734	.5	3.6
4-Book	292	3116	.6	2.7	159	2049	.4	3.0	179	711	.4	2.7	308	1019	.7	3.4	187	662	.4	3.0
KGGI-FM																				
SP '02	24	423	.1	.2	20	194		.4	14	69		.2	31	110	.1	.4	40	101	.1	.7
4-Book	**	**	**	**	**	**	**	**	**	**	**	**	**	**	**	**	**	**	**	**
XTRA-AM																				
SP '02	82	924	.2	.8	13	381		.3	32	99	.1	.5	22	129		.2	22	107		.4
4-Book	78	1092	.2	.7	20	440		.4	43	173	.1	.7	32	138	.1	.4	15	72		.3
TOTALS																				
SP '02	10750	42978	23.5		5189	35299	11.3		6604	17487	14.4		8828	21720	19.3		6083	16021	13.3	
4-Book	10935	43931	23.4		5262	35713	11.3		6745	17760	14.4		8940	22084	19.1		6117	16335	13.1	

** Station(s) not reported this survey.

* Listener estimates adjusted for reported broadcast schedule.

+ Station(s) changed call letters - see Page 13.

4-Book: Avg. of current and previous 3 surveys.
2-Book: Avg. of most recent 2 surveys.

Target Listener Estimates

Persons 35-64																				
Saturday 7PM-MID				Sunday 6AM-10AM				Sunday 10AM-3PM				Sunday 3PM-7PM				Sunday 7PM-MID				
AQH (00)	Cume (00)	AQH Rtg	AQH Shr	AQH (00)	Cume (00)	AQH Rtg	AQH Shr	AQH (00)	Cume (00)	AQH Rtg	AQH Shr	AQH (00)	Cume (00)	AQH Rtg	AQH Shr	AQH (00)	Cume (00)	AQH Rtg	AQH Shr	
KABC-AM																				
SP '02	61	180	.1	2.2	121	385	.3	2.8	92	303	.2	1.5	57	210	.1	1.2	43	109	.1	2.1
4-Book	44	159	.1	1.6	135	345	.3	3.0	123	398	.3	1.9	77	291	.2	1.7	29	107	.1	1.4
KBIG-FM																				
SP '02	107	431	.2	3.9	66	314	.1	1.6	230	799	.5	3.7	75	365	.2	1.6	43	226	.1	2.1
4-Book	150	494	.3	5.3	61	298	.1	1.4	161	692	.4	2.6	86	352	.2	1.8	42	189	.1	2.0
KBLA-AM																				
SP '02	29	130	.1	1.0	12	30	.3		24	69	.1	.4	46	109	.1	1.0	14	65		.7
4-Book	23	89	.1	.8	23	63	.1	.5	28	87	.1	.5	43	103	.1	.9	19	51		.9
KBUA-FM																				
SP '02	7	22		.3	4	12		.1	30	55	.1	.5	7	10		.1				
4-Book	4	21		.2	13	37		.3	29	67	.1	.5	11	31		.2	2	15		.1
KBUE-FM																				
SP '02	48	156	.1	1.7	70	242	.2	1.6	88	249	.2	1.4	78	216	.2	1.6	18	78		.9
4-Book	34	134	.1	1.2	92	222	.2	2.0	106	332	.2	1.7	76	218	.2	1.6	32	107	.1	1.5
KCBS-FM																				
SP '02	78	366	.2	2.8	85	400	.2	2.0	208	803	.5	3.3	233	735	.5	4.8	55	273	.1	2.7
4-Book	77	369	.2	2.7	79	374	.2	1.8	220	879	.5	3.4	193	658	.4	4.1	61	294	.1	2.8
KDIS-AM																				
SP '02	8	40		.3	16	69		.4	19	79		.3	31	131	.1	.6	4	27		.2
4-Book	**	**	**	**	**	**	**	**	**	**	**	**	**	**	**	**	**	**	**	**
KFI -AM																				
SP '02	66	192	.1	2.4	149	590	.3	3.5	307	833	.7	4.9	134	324	.3	2.8	105	323	.2	5.1
4-Book	56	216	.1	2.0	178	621	.4	4.0	228	725	.5	3.6	91	283	.2	1.9	83	251	.2	4.0
KFSH-FM																				
SP '02	9	55		.3	31	258	.1	.7	38	229	.1	.6	27	139	.1	.6	18	80		.9
4-Book	20	90		.7	48	247	.1	1.1	55	279	.1	.9	52	197	.1	1.1	15	88		.7
KFWB-AM																				
SP '02	54	298	.1	1.9	98	566	.2	2.3	75	508	.2	1.2	82	417	.2	1.7	47	243	.1	2.3
4-Book	41	233	.1	1.4	116	527	.3	2.6	93	545	.2	1.5	75	362	.2	1.6	32	211	.1	1.5
+KHHT-FM																				
SP '02	67	228	.1	2.4	61	232	.1	1.4	98	395	.2	1.6	92	365	.2	1.9	102	244	.2	5.0
4-Book	92	303	.2	3.2	101	284	.2	2.2	146	480	.3	2.3	134	411	.3	2.8	98	238	.2	4.7
KHJ -AM																				
SP '02	18	46		.6	50	142	.1	1.2	56	168	.1	.9	59	148	.1	1.2	14	72		.7
4-Book	41	135	.1	1.5	63	147	.1	1.4	73	199	.2	1.2	69	142	.1	1.5	30	124	.1	1.4
KIIS-FM																				
SP '02	83	304	.2	3.0	85	408	.2	2.0	159	762	.3	2.5	78	434	.2	1.6	38	190	.1	1.9
4-Book	78	324	.2	2.8	92	389	.2	2.1	182	807	.4	2.9	118	486	.3	2.5	46	217	.1	2.2
KVVS-FM																				
SP '02					1	11			3	20			10	25		.2	2	11		.1
4-Book	1	6			1	9			6	17		.1	5	15		.1	2	10		.1
KJLH-FM																				
SP '02	93	208	.2	3.4	228	550	.5	5.4	254	700	.6	4.0	207	450	.5	4.3	40	144	.1	2.0
4-Book	91	277	.2	3.3	195	507	.4	4.4	249	671	.5	3.9	214	451	.5	4.5	60	165	.1	2.8
KKBT-FM																				
SP '02	28	163	.1	1.0	49	166	.1	1.2	68	272	.1	1.1	51	229	.1	1.1	35	130	.1	1.7
4-Book	51	222	.1	1.8	77	222	.2	1.7	86	275	.2	1.4	83	251	.2	1.8	60	197	.1	2.8
KKLA-FM																				
SP '02	14	45		.5	15	55		.4	32	143	.1	.5	17	70		.4	17	34		.8
4-Book	13	52		.5	23	89		.6	26	113	.1	.4	16	67		.4	16	49		.8

** Station(s) not reported this survey.

* Listener estimates adjusted for reported broadcast schedule.

+ Station(s) changed call letters - see Page 13.

4-Book: Avg. of current and previous 3 surveys.
2-Book: Avg. of most recent 2 surveys.

Target Listener Estimates

Persons 35-64

Target Listener Estimates - Persons 35-64

	Saturday 7PM-MID				Sunday 6AM-10AM				Sunday 10AM-3PM				Sunday 3PM-7PM				Sunday 7PM-MID			
	AQH (00)	Cume (00)	AQH Rtg	AQH Shr	AQH (00)	Cume (00)	AQH Rtg	AQH Shr	AQH (00)	Cume (00)	AQH Rtg	AQH Shr	AQH (00)	Cume (00)	AQH Rtg	AQH Shr	AQH (00)	Cume (00)	AQH Rtg	AQH Shr
KLAC-AM																				
SP '02	13	68	.5		5	24	.1		43	257	.1	.7	160	541	.3	3.3	31	153	.1	1.5
4-Book	18	73	.7		9	33	.2		31	136	.1	.5	64	219	.2	1.4	23	100	.1	1.1
KLAX-FM																				
SP '02	52	125	.1	1.9	84	269	.2	2.0	139	316	.3	2.2	101	260	.2	2.1	37	120	.1	1.8
4-Book	77	228	.2	2.8	98	290	.2	2.2	170	448	.4	2.7	100	276	.2	2.1	39	119	.1	1.9
KLOS-FM																				
SP '02	40	228	.1	1.4	62	184	.1	1.5	109	494	.2	1.7	124	474	.3	2.6	28	133	.1	1.4
4-Book	57	284	.1	2.0	76	304	.2	1.7	153	596	.3	2.4	140	515	.3	3.0	56	275	.1	2.6
KLSM-FM																				
SP '02	9	38	.3		118	383	.3	2.8	103	359	.2	1.6	31	118	.1	.6	14	46		.7
4-Book	16	99	.6		94	326	.2	2.1	114	400	.3	1.8	46	151	.1	1.0	23	93	.1	1.1
KLTX-AM																				
SP '02	35	90	.1	1.3	120	274	.3	2.8	54	123	.1	.9	49	110	.1	1.0	13	37		.6
4-Book	35	92	.1	1.3	82	189	.2	1.9	53	116	.1	.9	35	86	.1	.8	24	66	.1	1.1
KLVE-FM																				
SP '02	154	395	.3	5.6	221	600	.5	5.2	233	730	.5	3.7	161	315	.4	3.3	39	134	.1	1.9
4-Book	148	429	.3	5.3	194	504	.4	4.4	259	732	.6	4.1	163	408	.4	3.5	71	237	.2	3.3
KLYY-FM																				
SP '02	8	36	.3		23	105	.1	.5	91	213	.2	1.4	78	160	.2	1.6	19	71		.9
4-Book	25	101	.1	.9	26	88	.1	.6	66	187	.2	1.0	55	141	.1	1.2	28	94		1.2
KMXN-FM																				
SP '02	13	44	.5		7	45	.2		24	100	.1	.4	21	101		.4	7	30		.3
4-Book	**	**	**	**	**	**	**	**	**	**	**	**	**	**	**	**	**	**	**	**
KMZT-FM																				
SP '02	35	177	.1	1.3	55	181	.1	1.3	130	360	.3	2.1	84	289	.2	1.7	44	200	.1	2.2
4-Book	63	276	.1	2.3	97	352	.2	2.2	182	553	.4	2.9	128	369	.3	2.7	57	235	.1	2.7
KNX -AM																				
SP '02	42	283	.1	1.5	116	452	.3	2.7	53	358	.1	.8	69	275	.2	1.4	45	217	.1	2.2
4-Book	65	318	.2	2.3	134	550	.3	3.0	113	547	.3	1.8	84	354	.2	1.8	77	369	.2	3.6
KOST-FM																				
SP '02	140	611	.3	5.1	190	723	.4	4.5	284	905	.6	4.5	183	578	.4	3.8	136	544	.3	6.7
4-Book	133	562	.3	4.8	206	708	.4	4.7	296	1017	.7	4.7	212	695	.5	4.5	111	484	.3	5.3
KPLS-AM																				
SP '02					8	39	.2		34	123	.1	.5	29	97	.1	.6				
4-Book	**	**	**	**	**	**	**	**	**	**	**	**	**	**	**	**	**	**	**	**
KPWR-FM																				
SP '02	75	211	.2	2.7	43	180	.1	1.0	76	267	.2	1.2	58	221	.1	1.2	41	169	.1	2.0
4-Book	44	158	.1	1.6	40	153	.1	.9	71	245	.2	1.2	62	211	.1	1.3	36	124	.1	1.7
KRCD-FM																				
SP '02	60	152	.1	2.2	63	199	.1	1.5	126	304	.3	2.0	80	217	.2	1.7	46	144	.1	2.2
4-Book	34	96	.1	1.2	27	92		.6	62	188	.2	1.0	43	102	.1	.9	29	85	.1	1.3
KRCV-FM																				
SP '02	57	177	.1	2.1	30	111	.1	.7	69	204	.2	1.1	47	140	.1	1.0	30	77	.1	1.5
4-Book	33	143	.1	1.2	46	140	.1	1.1	61	177	.1	1.0	48	125	.1	1.0	18	62		.8
KRLA-AM																				
SP '02	18	45	.6						8	43		.1	54	160	.1	1.1	30	82	.1	1.5
4-Book	14	45	.5		4	21		.1	14	48		.2	28	91	.1	.6	16	53		.8
+KRLH-AM																				
SP '02																				
4-Book	**	**	**	**	**	**	**	**	**	**	**	**	**	**	**	**	**	**	**	**

** Station(s) not reported this survey.

* Listener estimates adjusted for reported broadcast schedule.

+ Station(s) changed call letters - see Page 13.

4-Book: Avg. of current and previous 3 surveys.
2-Book: Avg. of most recent 2 surveys.

Target Listener Estimates

Persons 35-64																				
Saturday 7PM-MID				Sunday 6AM-10AM				Sunday 10AM-3PM				Sunday 3PM-7PM				Sunday 7PM-MID				
AQH (00)	Cume (00)	AQH Rtg	AQH Shr	AQH (00)	Cume (00)	AQH Rtg	AQH Shr	AQH (00)	Cume (00)	AQH Rtg	AQH Shr	AQH (00)	Cume (00)	AQH Rtg	AQH Shr	AQH (00)	Cume (00)	AQH Rtg	AQH Shr	
KROQ-FM																				
SP '02	44	254	.1	1.6	43	221	.1	1.0	75	406	.2	1.2	81	384	.2	1.7	52	195	.1	2.5
4-Book	55	250	.1	2.0	50	215	.1	1.1	133	586	.3	2.1	114	469	.2	2.4	47	203	.1	2.3
KRTH-FM																				
SP '02	109	407	.2	3.9	127	625	.3	3.0	347	1122	.8	5.5	256	847	.6	5.3	124	428	.3	6.1
4-Book	117	503	.2	4.2	163	743	.4	3.7	303	1178	.7	4.8	247	909	.5	5.2	96	448	.2	4.5
KSCA-FM																				
SP '02	97	259	.2	3.5	310	622	.7	7.3	213	521	.5	3.4	94	287	.2	1.9	47	125	.1	2.3
4-Book	49	171	.1	1.7	264	493	.6	6.0	180	517	.4	2.8	97	261	.2	2.1	40	138	.1	1.9
KSPN-AM																				
SP '02	4	53	.1	.1	20	80	.5	.5	7	48	.1	.1	22	80	.5	.5				
4-Book	**	**	**	**	**	**	**	**	**	**	**	**	**	**	**	**	**	**	**	**
KSSC-FM																				
SP '02					8	33	.2	.2	5	51	.1	.1	9	14	.2	.2				
4-Book	5	22		.2	3	15	.1	.1	4	24	.1	.1	6	18	.2	.2	3	10		.1
KSSE-FM																				
SP '02	20	102	.7	.7	19	75	.4	.4	54	180	.1	.9	34	114	.1	.7	6	39		.3
4-Book	18	80	.6	.6	20	73	.4	.4	38	150	.1	.6	24	88	.1	.5	7	30		.3
KTNG-AM																				
SP '02	26	69	.1	.9	28	56	.1	.7	41	121	.1	.7	34	95	.1	.7	19	41		.9
4-Book	19	60	.1	.7	32	95	.1	.7	52	137	.1	.8	31	74	.1	.6	16	51		.7
KTWV-FM																				
SP '02	138	529	.3	5.0	156	646	.3	3.7	368	1185	.8	5.8	271	832	.6	5.6	106	449	.2	5.2
4-Book	160	589	.4	5.7	171	586	.4	3.9	349	1048	.8	5.5	275	851	.6	5.8	114	452	.2	5.3
KWIZ-FM																				
SP '02	26	101	.1	.9	40	88	.1	.9	74	143	.2	1.2	66	169	.1	1.4	16	61		.8
4-Book	24	82	.1	.8	22	55	.1	.5	29	77	.1	.5	34	88	.1	.7	12	53		.6
KWKV-AM																				
SP '02	14	31	.5	.5	25	68	.1	.6	7	38	.1	.6	25	33	.1	.5	20	70		1.0
4-Book	17	38	.6	.6	20	55	.5	.5	16	63	.2	.2	27	64	.1	.6	15	46		.7
KWVE-FM																				
SP '02	10	51	.4	.4	35	193	.1	.8	38	234	.1	.6	21	123	.4	.4	21	67		1.0
4-Book	29	80	1.1	1.1	42	187	.1	1.0	53	236	.1	.8	35	124	.1	.7	23	83		1.1
KXOL-FM																				
SP '02	40	131	.1	1.4	89	260	.2	2.1	116	349	.3	1.8	128	336	.3	2.7	41	154	.1	2.0
4-Book	43	140	.1	1.5	109	295	.3	2.4	166	407	.4	2.6	102	290	.2	2.1	38	141	.1	1.8
KXTA-AM																				
SP '02	12	60	.4	.4	21	87	.5	.5	40	202	.1	.6	18	72	.4	.4	9	57		.4
4-Book	20	77	.7	.7	9	43	.2	.2	26	137	.1	.4	32	105	.1	.7	10	60		.5
KYSR-FM																				
SP '02	59	333	.1	2.1	44	297	.1	1.0	119	675	.3	1.9	91	359	.2	1.9	18	115		.9
4-Book	50	282	.1	1.8	66	250	.2	1.5	126	575	.3	2.0	112	436	.3	2.3	33	186	.1	1.6
KZLA-FM																				
SP '02	114	329	.2	4.1	103	439	.2	2.4	245	825	.5	3.9	188	626	.4	3.9	63	270	.1	3.1
4-Book	76	329	.1	2.7	116	403	.3	2.6	198	713	.4	3.1	155	516	.3	3.3	54	255	.1	2.5
KGGI-FM																				
SP '02	8	24	.3	.3	8	15	.2	.2	24	29	.1	.4	34	84	.1	.7	3	14		.1
4-Book	**	**	**	**	**	**	**	**	**	**	**	**	**	**	**	**	**	**	**	**
XTRA-AM																				
SP '02	2	15	.1	.1	21	70	.5	.5	5	31	.1	.1	8	56	.2	.2	1	15		.1
4-Book	4	20	.2	.2	31	122	.1	.7	24	126	.1	.4	15	79	.3	.3	3	24		.1
TOTALS																				
SP '02	2771	8956	6.1	6.1	4258	13008	9.3	9.3	6293	17549	13.8	13.8	4824	12651	10.5	10.5	2045	6792	4.5	4.5
4-Book	2804	9349	6.0	6.0	4439	12948	9.5	9.5	6358	17850	13.6	13.6	4746	12693	10.2	10.2	2125	7329	4.6	4.6

** Station(s) not reported this survey.

* Listener estimates adjusted for reported broadcast schedule.

+ Station(s) changed call letters - see Page 13.

4-Book: Avg. of current and previous 3 surveys.
2-Book: Avg. of most recent 2 surveys.

Target Listener Trends

Men 12-24

	Monday-Sunday 6AM-MID				Monday-Friday 6AM-10AM				Monday-Friday 10AM-3PM				Monday-Friday 3PM-7PM				Monday-Friday 7PM-MID			
	AQH (00)	Cume (00)	AQH Rtg	AQH Shr	AQH (00)	Cume (00)	AQH Rtg	AQH Shr	AQH (00)	Cume (00)	AQH Rtg	AQH Shr	AQH (00)	Cume (00)	AQH Rtg	AQH Shr	AQH (00)	Cume (00)	AQH Rtg	AQH Shr
KKLA-FM																				
SP '02		31																		
WI '02	2	56		.1	4	29		.2	2	30		.1	2	15		.1	1	42		.1
FA '01	8	106	.1	.5	12	42	.1	.6	16	51	.1	.9	8	77	.1	.4	1	17		.1
SU '01	1	36		.1																
4-Book	3	57		.2	4	18		.2	5	20		.3	3	23		.1	1	15		.1
SP '01	1	85		.1	3	33		.1					3	37		.1		14		
KLAC-AM																				
SP '02	7	202	.1	.4									7	106	.1	.4	8	89	.1	.6
WI '02	3	121		.2									8	80	.1	.4	5	85		.5
FA '01		19							1	19		.1	2	19		.1				
SU '01	3	108		.2	3	13		.1	1	13			8	58	.1	.4	2	58		.2
4-Book	3	113		.2	1	3			1	8			6	66	.1	.3	4	58		.3
SP '01	6	261		.3									5	53		.2	9	100	.1	.6
KLAX-FM																				
SP '02	69	996	.6	4.4	70	354	.6	3.5	74	428	.6	4.7	88	461	.7	4.4	42	347	.3	3.3
WI '02	41	942	.3	2.8	30	345	.2	1.7	55	461	.5	3.5	50	464	.4	2.5	37	275	.3	3.4
FA '01	43	837	.3	2.6	38	309	.3	1.8	50	454	.4	2.8	50	450	.4	2.3	33	290	.3	2.5
SU '01	56	1098	.4	3.2	57	458	.5	2.7	86	621	.7	3.9	61	578	.5	2.9	24	385	.2	1.9
4-Book	52	968	.4	3.3	49	367	.4	2.4	66	491	.6	3.7	62	488	.5	3.0	34	324	.3	2.8
SP '01	64	1033	.5	3.7	85	539	.7	4.0	109	562	.9	6.0	77	513	.6	3.4	29	287	.2	2.0
KLQS-FM																				
SP '02	42	1069	.3	2.7	39	375	.3	1.9	48	487	.4	3.1	66	614	.5	3.3	35	436	.3	2.7
WI '02	20	785	.2	1.4	18	256	.1	1.0	21	243	.2	1.3	44	353	.4	2.2	13	273	.1	1.2
FA '01	44	1077	.4	2.6	26	389	.2	1.2	65	560	.5	3.6	67	623	.5	3.1	31	423	.2	2.3
SU '01	37	784	.3	2.1	25	345	.2	1.2	62	302	.5	2.8	58	414	.5	2.7	16	208	.1	1.3
4-Book	36	929	.3	2.2	27	341	.2	1.3	49	398	.4	2.7	59	501	.5	2.8	24	335	.2	1.9
SP '01	42	968	.3	2.4	56	362	.4	2.6	60	381	.5	3.3	45	512	.4	2.0	16	186	.1	1.1
KLSX-FM																				
SP '02	46	573	.4	2.9	145	401	1.2	7.2	56	311	.5	3.6	38	212	.3	1.9	13	151	.1	1.0
WI '02	24	560	.2	1.7	58	313	.5	3.4	28	171	.2	1.8	40	258	.3	2.0	6	104		.5
FA '01	38	608	.3	2.3	109	457	.9	5.2	64	301	.5	3.6	37	229	.3	1.7	6	98		.5
SU '01	45	619	.4	2.6	137	414	1.1	6.6	45	346	.4	2.0	60	267	.5	2.8	10	106	.1	.8
4-Book	38	590	.3	2.4	112	396	.9	5.6	48	282	.4	2.8	44	242	.4	2.1	9	115	.1	.7
SP '01	37	694	.3	2.1	120	465	.9	5.6	29	304	.2	1.6	49	259	.4	2.2	3	58		.2
KLTX-AM																				
SP '02	14	104	.1	.9	23	57	.2	1.1	18	47	.1	1.2	18	47	.1	.9	1	15		.1
WI '02	8	90	.1	.6	17	65	.1	1.0	6	45		.4	12	60	.1	.6	6	30		.5
FA '01	32	190	.3	1.9	40	131	.3	1.9	65	116	.5	3.6	43	131	.3	2.0	11	89	.1	.8
SU '01	4	91		.2	4	28		.2	6	53		.3	3	12		.1	5	38		.4
4-Book	15	119	.1	.9	21	70	.2	1.1	24	65	.2	1.4	19	63	.1	.9	6	43		.5
SP '01	5	42		.3	5	42		.2	16	28	.1	.9	6	42		.3	1	14		.1
KLVE-FM																				
SP '02	17	614	.1	1.1	27	266	.2	1.3	13	191	.1	.8	29	300	.2	1.5	11	161	.1	.9
WI '02	34	818	.3	2.3	25	332	.2	1.5	48	368	.4	3.1	44	267	.4	2.2	35	336	.3	3.2
FA '01	33	972	.3	2.0	40	376	.3	1.9	45	312	.4	2.5	30	386	.2	1.4	26	284	.2	2.0
SU '01	58	1145	.5	3.3	62	406	.5	3.0	67	444	.5	3.0	65	456	.5	3.1	41	465	.3	3.3
4-Book	36	887	.3	2.2	39	345	.3	1.9	43	329	.4	2.4	42	352	.3	2.1	28	312	.2	2.4
SP '01	57	1041	.5	3.3	55	455	.4	2.6	57	496	.5	3.1	72	538	.6	3.2	54	444	.4	3.8
KLYY-FM																				
SP '02	13	527	.1	.8	10	221	.1	.5	13	157	.1	.8	12	169	.1	.6	8	151	.1	.6
WI '02	32	671	.3	2.2	42	269	.3	2.4	59	325	.5	3.8	24	298	.2	1.2	13	226	.1	1.2
FA '01	16	461	.1	1.0	21	158	.2	1.0	18	156	.1	1.0	19	202	.2	.9	17	161	.1	1.3
SU '01	24	772	.2	1.4	19	221	.2	.9	33	342	.3	1.5	38	400	.3	1.8	15	251	.1	1.2
4-Book	21	608	.2	1.4	23	217	.2	1.2	31	245	.3	1.8	23	267	.2	1.1	13	197	.1	1.1
SP '01	22	699	.2	1.3	20	267	.2	.9	23	320	.2	1.3	20	237	.2	.9	14	240	.1	1.0

** Station(s) not reported this survey.

* Listener estimates adjusted for reported broadcast schedule.

+ Station(s) changed call letters - see Page 13.

4-Book: Avg. of current and previous 3 surveys.
2-Book: Avg. of most recent 2 surveys.

Target Listener Trends

Men 12-24

	Monday-Sunday 6AM-MID				Monday-Friday 6AM-10AM				Monday-Friday 10AM-3PM				Monday-Friday 3PM-7PM				Monday-Friday 7PM-MID			
	AQH (00)	Cume (00)	AQH Rtg	AQH Shr	AQH (00)	Cume (00)	AQH Rtg	AQH Shr	AQH (00)	Cume (00)	AQH Rtg	AQH Shr	AQH (00)	Cume (00)	AQH Rtg	AQH Shr	AQH (00)	Cume (00)	AQH Rtg	AQH Shr
KMXN-FM																				
SP '02	5	147		.3	11	81	.1	.5	8	69	.1	.5	8	94	.1	.4		14		
WI '02	**	**	**	**	**	**	**	**	**	**	**	**	**	**	**	**	**	**	**	**
FA '01	**	**	**	**	**	**	**	**	**	**	**	**	**	**	**	**	**	**	**	**
SU '01	**	**	**	**	**	**	**	**	**	**	**	**	**	**	**	**	**	**	**	**
4-Book	**	**	**	**	**	**	**	**	**	**	**	**	**	**	**	**	**	**	**	**
SP '01	1	42		.1	1	20			1	42		.1								
KMZT-FM																				
SP '02	7	225	.1	.4	7	72	.1	.3	6	62		.4	5	75		.3	6	90		.5
WI '02	4	216		.3	3	98		.2	1	56		.1	7	103	.1	.4	4	54		.4
FA '01	16	336	.1	1.0	18	116	.1	.9	25	93	.2	1.4	12	136	.1	.6	21	136	.2	1.6
SU '01	11	340	.1	.6	8	108	.1	.4	12	153	.1	.5	8	137	.1	.4	11	134	.1	.9
4-Book	10	279	.1	.6	9	99	.1	.5	11	91	.1	.6	8	113	.1	.4	11	104	.1	.9
SP '01	7	214	.1	.4	5	104		.2	2	44		.1	8	109	.1	.4	10	108	.1	.7
KNX -AM																				
SP '02	3	140		.2	3	42		.1	2	53		.1		12			5	49		.4
WI '02	1	92		.1	4	48		.2					3	55		.2	1	29		.1
FA '01	9	318	.1	.5	25	173	.2	1.2	2	38		.1	9	122	.1	.4	9	129	.1	.7
SU '01	3	228		.2	3	51		.1	7	115	.1	.3	2	62		.1	2	51		.2
4-Book	4	195	.3	1.8	9	79	.1	.4	3	52	.1	.1	4	63	.2	.2	4	65	.4	.4
SP '01	4	236		.2	14	139	.1	.7	1	15		.1	6	86		.3	4	69		.3
KOST-FM																				
SP '02	19	743	.2	1.2	7	206	.1	.3	18	252	.1	1.2	23	318	.2	1.2	30	290	.2	2.4
WI '02	25	766	.2	1.7	20	306	.2	1.2	32	254	.3	2.0	32	264	.3	1.6	17	206	.1	1.5
FA '01	39	1000	.3	2.3	53	348	.4	2.5	56	308	.4	3.1	41	419	.3	1.9	42	394	.3	3.2
SU '01	37	963	.3	2.1	28	271	.2	1.3	60	467	.5	2.7	38	397	.3	1.8	21	277	.2	1.7
4-Book	30	868	.3	1.8	27	283	.2	1.3	42	320	.3	2.3	34	350	.3	1.6	28	292	.2	2.2
SP '01	18	1037	.1	1.0	23	274	.2	1.1	17	352	.1	.9	20	356	.2	.9	23	408	.2	1.6
KPLS-AM																				
SP '02	1	37		.1									5	37		.3				
WI '02	**	**	**	**	**	**	**	**	**	**	**	**	**	**	**	**	**	**	**	**
FA '01	**	**	**	**	**	**	**	**	**	**	**	**	**	**	**	**	**	**	**	**
SU '01	**	**	**	**	**	**	**	**	**	**	**	**	**	**	**	**	**	**	**	**
4-Book	**	**	**	**	**	**	**	**	**	**	**	**	**	**	**	**	**	**	**	**
SP '01	**	**	**	**	**	**	**	**	**	**	**	**	**	**	**	**	**	**	**	**
KPWR-FM																				
SP '02	278	4823	2.3	17.7	358	2696	2.9	17.7	196	2206	1.6	12.5	443	3120	3.6	22.3	251	2113	2.1	19.7
WI '02	286	5152	2.3	19.7	367	3010	3.0	21.3	262	2475	2.2	16.7	393	3121	3.2	20.0	231	2304	1.9	20.9
FA '01	272	4943	2.2	16.3	350	2520	2.8	16.8	248	2357	2.0	13.8	381	3090	3.0	17.6	208	1972	1.7	15.6
SU '01	318	5517	2.5	18.2	354	2727	2.8	17.0	386	3258	3.1	17.5	427	3389	3.4	20.1	234	2618	1.9	18.7
4-Book	289	5109	2.3	18.0	357	2738	2.9	18.2	273	2574	2.2	15.1	411	3180	3.3	20.0	231	2252	1.9	18.7
SP '01	331	5636	2.6	19.1	443	2995	3.5	20.7	298	2484	2.4	16.4	518	3748	4.1	23.0	264	2623	2.1	18.4
KRCD-FM																				
SP '02	3	114		.2	3	43		.1	4	58		.3	5	56		.3	1	30		.1
WI '02	7	196	.1	.5	6	73		.3	8	82	.1	.5	11	101	.1	.6	3	30		.3
FA '01	4	171		.2	3	23		.1	2	28		.1	6	43		.3	2	43		.2
SU '01	8	245	.1	.5	6	90		.3	11	70	.1	.5	11	85	.1	.5	9	69	.1	.7
4-Book	6	182	.1	.4	5	57	.2	.2	6	60	.1	.4	8	71	.1	.4	4	43	.3	.3
SP '01	3	97		.2	4	43		.2	4	43		.2	4	55		.2	1	15		.1
KRCV-FM																				
SP '02	3	98		.2	3	43		.1	3	57		.2	3	54		.2	4	26		.3
WI '02	3	104		.2	1	30		.1	2	29		.1	5	45		.3	2	30		.2
FA '01	1	78		.1	5	49		.2	1	43		.1	1	14						
SU '01	4	114		.2	3	53		.1	2	43		.1	2	25		.1	10	31	.1	.8
4-Book	3	99	.2	.2	3	44	.1	.1	2	43	.1	.1	3	35	.2	.2	4	22	.3	.3
SP '01		29												16				14		.1

** Station(s) not reported this survey.

* Listener estimates adjusted for reported broadcast schedule.

+ Station(s) changed call letters - see Page 13.

4-Book: Avg. of current and previous 3 surveys.
2-Book: Avg. of most recent 2 surveys.

Target Listener Trends

Target Listener Trends - Men 12-24

	Men 12-24																			
	Monday-Sunday 6AM-MID				Monday-Friday 6AM-10AM				Monday-Friday 10AM-3PM				Monday-Friday 3PM-7PM				Monday-Friday 7PM-MID			
	AQH (00)	Cume (00)	AQH Rtg	AQH Shr	AQH (00)	Cume (00)	AQH Rtg	AQH Shr	AQH (00)	Cume (00)	AQH Rtg	AQH Shr	AQH (00)	Cume (00)	AQH Rtg	AQH Shr	AQH (00)	Cume (00)	AQH Rtg	AQH Shr
KRLA-AM																				
SP '02	1	14	.1		3	14	.1		3	14	.2									
WI '02		26								11							1	15		.1
FA '01	1	31	.1		3	17	.1		4	17	.2									
SU '01	1	38	.1		1	13							6	25	.3					
4-Book	1	27	.1		2	11	.1		2	11	.1		2	6	.1			4		
SP '01	6	58	.3		9	42	.1	.4	18	47	.1	1.0	1	14			2	14		.1
+KRLH-AM																				
SP '02																				
WI '02	**	**	**	**	**	**	**	**	**	**	**	**	**	**	**	**	**	**	**	**
FA '01	**	**	**	**	**	**	**	**	**	**	**	**	**	**	**	**	**	**	**	**
SU '01	**	**	**	**	**	**	**	**	**	**	**	**	**	**	**	**	**	**	**	**
4-Book	**	**	**	**	**	**	**	**	**	**	**	**	**	**	**	**	**	**	**	**
SP '01	**	**	**	**	**	**	**	**	**	**	**	**	**	**	**	**	**	**	**	**
KROQ-FM																				
SP '02	223	3814	1.8	14.2	285	1986	2.3	14.1	187	1695	1.5	12.0	293	2394	2.4	14.7	213	1944	1.7	16.7
WI '02	230	3981	1.9	15.9	251	1935	2.1	14.6	228	1918	1.9	14.5	355	2767	2.9	18.0	170	1859	1.4	15.4
FA '01	224	4172	1.8	13.4	246	2173	2.0	11.8	179	2085	1.4	9.9	277	2379	2.2	12.8	216	2193	1.7	16.2
SU '01	242	4081	1.9	13.9	284	1839	2.2	13.6	296	2275	2.3	13.4	271	2243	2.1	12.7	216	1959	1.7	17.3
4-Book	230	4012	1.9	14.4	267	1983	2.2	13.5	223	1993	1.8	12.5	299	2446	2.4	14.6	204	1989	1.6	16.4
SP '01	262	3879	2.1	15.1	268	1755	2.1	12.6	244	1805	1.9	13.4	325	2186	2.6	14.5	281	2044	2.2	19.5
KRTH-FM																				
SP '02	47	1097	.4	3.0	52	413	.4	2.6	73	388	.6	4.7	55	487	.5	2.8	32	377	.3	2.5
WI '02	26	876	.2	1.8	24	270	.2	1.4	44	269	.4	2.8	37	467	.3	1.9	14	237	.1	1.3
FA '01	18	840	.1	1.1	22	266	.2	1.1	24	322	.2	1.3	27	350	.2	1.3	8	124	.1	.6
SU '01	40	1058	.3	2.3	36	272	.3	1.7	58	498	.5	2.6	52	534	.4	2.4	22	313	.2	1.8
4-Book	33	968	.3	2.1	34	305	.3	1.7	50	369	.4	2.9	43	460	.4	2.1	19	263	.2	1.6
SP '01	25	1008	.2	1.4	27	358	.2	1.3	32	461	.3	1.8	32	446	.3	1.4	19	258	.2	1.3
KSCA-FM																				
SP '02	55	889	.5	3.5	145	539	1.2	7.2	57	452	.5	3.6	22	229	.2	1.1	18	193	.1	1.4
WI '02	45	790	.4	3.1	97	478	.8	5.6	61	338	.5	3.9	23	281	.2	1.2	33	334	.3	3.0
FA '01	49	779	.4	2.9	138	440	1.1	6.6	79	481	.6	4.4	20	239	.2	.9	12	186	.1	.9
SU '01	72	1024	.6	4.1	172	670	1.4	8.3	83	635	.7	3.8	48	348	.4	2.3	29	247	.2	2.3
4-Book	55	871	.5	3.4	138	532	1.1	6.9	70	477	.6	3.9	28	274	.3	1.4	23	240	.2	1.9
SP '01	66	1097	.5	3.8	151	654	1.2	7.1	68	438	.5	3.7	41	351	.3	1.8	57	358	.5	4.0
KSPN-AM																				
SP '02	1	69	.1														2	31		.2
WI '02	**	**	**	**	**	**	**	**	**	**	**	**	**	**	**	**	**	**	**	**
FA '01	**	**	**	**	**	**	**	**	**	**	**	**	**	**	**	**	**	**	**	**
SU '01	**	**	**	**	**	**	**	**	**	**	**	**	**	**	**	**	**	**	**	**
4-Book	**	**	**	**	**	**	**	**	**	**	**	**	**	**	**	**	**	**	**	**
SP '01	**	**	**	**	**	**	**	**	**	**	**	**	**	**	**	**	**	**	**	**
KSSC-FM																				
SP '02	3	155	.2		2	70	.1		2	53	.1		4	42	.2		4	56		.3
WI '02	1	73	.1		2	28	.1		2	13	.1		15	15			15	15		
FA '01	11	113	.1	.7	6	42	.3		17	57	.1	.9	13	71	.1	.6	3	43		.2
SU '01	4	160	.2		1	38			5	69	.2		7	66	.1	.3	4	66		.3
4-Book	5	125	.3		3	45	.1		7	48	.3		6	49	.1	.3	3	45		.2
SP '01	3	94	.2		7	38	.1	.3	2	25	.1		5	67	.2		1	26		.1
KSSS-FM																				
SP '02	27	518	.2	1.7	21	156	.2	1.0	48	290	.4	3.1	36	207	.3	1.8	24	175	.2	1.9
WI '02	17	550	.1	1.2	28	225	.2	1.6	22	205	.2	1.4	23	259	.2	1.2	7	183	.1	.6
FA '01	25	713	.2	1.5	42	330	.3	2.0	28	295	.2	1.6	33	271	.3	1.5	23	266	.2	1.7
SU '01	47	899	.4	2.7	72	428	.6	3.5	47	415	.4	2.1	61	501	.5	2.9	26	359	.2	2.1
4-Book	29	670	.2	1.8	41	285	.3	2.0	36	301	.3	2.1	38	310	.3	1.9	20	246	.2	1.6
SP '01	32	742	.3	1.8	48	345	.4	2.2	39	371	.3	2.1	30	405	.2	1.3	16	272	.1	1.1

** Station(s) not reported this survey. * Listener estimates adjusted for reported broadcast schedule. + Station(s) changed call letters - see Page 13. 4-Book: Avg. of current and previous 3 surveys. 2-Book: Avg. of most recent 2 surveys.

Target Listener Trends

Men 12-24

	Monday-Sunday 6AM-MID				Monday-Friday 6AM-10AM				Monday-Friday 10AM-3PM				Monday-Friday 3PM-7PM				Monday-Friday 7PM-MID			
	AQH (00)	Cume (00)	AQH Rtg	AQH Shr	AQH (00)	Cume (00)	AQH Rtg	AQH Shr	AQH (00)	Cume (00)	AQH Rtg	AQH Shr	AQH (00)	Cume (00)	AQH Rtg	AQH Shr	AQH (00)	Cume (00)	AQH Rtg	AQH Shr
KTNO-AM																				
SP '02		14											1	14	.1		1	14		.1
WI '02	3	165		.2	4	60		.2	3	45		.2	3	60		.2	3	30		.3
FA '01	5	114		.3	13	57		.1	1	14		.1		14			12	43		.1
SU '01	2	75		.1	4	38		.2	3	38		.1	1	25			1	13		.1
4-Book	3	92		.2	5	39		.3	2	24		.1	1	28		.1	4	25		.4
SP '01	10	166		.6	11	27		.1	11	67		.1	12	27		.1	10	69		.1
KTWV-FM																				
SP '02	10	242		.6	11	120		.1	9	123		.1	19	144		.2	6	51		.5
WI '02	14	283		1.0	10	110		.1	17	87		1.1	14	133		.1	22	142		.2
FA '01	10	298		.6	4	59		.2	11	99		.1	14	108		.1	6	136		.5
SU '01	8	327		.5	6	103		.3	9	178		.1	11	122		.1	11	153		.1
4-Book	11	288		.7	8	98		.4	12	122		.7	15	127		.7	11	121		1.0
SP '01	7	269		.4	7	164		.1	5	52		.3	9	72		.1	6	109		.4
KWIZ-FM																				
SP '02	20	370		1.3	12	119		.1	23	197		1.5	33	168		.3	19	142		1.5
WI '02	17	299		1.2	4	64		.2	22	119		1.4	22	119		.2	19	118		1.7
FA '01	31	428		1.9	17	157		.8	39	277		2.2	40	278		.3	31	245		2.3
SU '01	23	296		1.3	25	137		1.2	31	129		1.4	18	128		.1	32	153		2.6
4-Book	23	348		1.4	15	119		.7	29	181		1.6	28	173		1.4	25	165		2.0
SP '01	11	166		.6	7	77		.3	6	56		.3	12	58		.1	21	93		1.5
KWKV-AM																				
SP '02		28															2	28		.2
WI '02	3	109		.2	6	49		.3	1	30		.1	4	30		.2	1	15		.1
FA '01	4	117		.2	11	29		.1	3	45		.2		14				14		
SU '01	2	44		.1	6	44		.3	3	31		.1								
4-Book	2	75		.1	6	31		.3	2	27		.1	1	11		.1	1	14		.1
SP '01	1	70		.1					1	29		.1		13			1	19		.1
KWVE-FM																				
SP '02	3	106		.2	4	44		.2	7	60		.4	1	14		.1	1	14		.1
WI '02	1	54		.1	1	22		.1	1	11		.1								
FA '01													1	25			3	31		.2
SU '01	2	78		.1	5	36		.2					1	10			1	11		.1
4-Book	2	60		.1	3	26		.1	2	18		.1	1	10			1	11		.1
SP '01	5	161		.3	6	63		.3	6	60		.3	6	47		.3	1	42		.1
KXOL-FM																				
SP '02	48	624		3.1	38	257		1.9	70	307		4.5	44	277		.4	31	216		3.3
WI '02	25	457		1.7	34	224		2.0	35	238		2.2	25	252		.2	14	195		1.3
FA '01	43	625		2.6	65	330		3.1	61	270		3.4	44	317		.4	9	198		.7
SU '01	58	894		3.3	84	431		4.0	95	567		4.3	63	518		.5	25	309		2.0
4-Book	44	650		2.7	55	311		2.8	65	346		3.6	44	341		2.1	20	230		1.6
SP '01	14	265		.8	14	73		.7	20	137		1.1	14	131		.1	15	128		1.0
KXTA-AM																				
SP '02	10	194		.6	10	58		.1	18	138		1.2	14	81		.1	6	78		.5
WI '02	8	198		.6	10	71		.1	12	85		.8	13	88		.1	3	45		.3
FA '01	6	116		.4	6	84		.3	11	70		.6	16	59		.1	2	23		.2
SU '01	7	316		.4	11	136		.1	6	122		.3	6	94		.3	9	109		.1
4-Book	8	206		.5	9	87		.5	12	104		.7	12	81		.1	5	64		.4
SP '01	8	259		.5	5	73		.2	11	83		.6	11	117		.1	11	147		.8
KYSR-FM																				
SP '02	28	1291		1.8	37	427		1.8	27	358		1.7	36	516		.3	26	499		2.0
WI '02	25	858		1.7	43	372		2.5	26	357		1.7	37	444		.3	17	239		1.5
FA '01	25	1133		1.5	23	337		1.1	27	440		1.5	35	502		.3	14	268		1.1
SU '01	40	1241		2.3	66	476		3.2	50	615		2.3	46	495		.4	23	332		1.8
4-Book	30	1131		1.8	42	403		2.2	33	443		1.8	39	489		1.9	20	335		1.6
SP '01	40	1241		2.3	39	453		1.8	49	545		2.7	76	681		.6	32	352		2.2

** Station(s) not reported this survey.

* Listener estimates adjusted for reported broadcast schedule.

+ Station(s) changed call letters - see Page 13.

4-Book: Avg. of current and previous 3 surveys.
2-Book: Avg. of most recent 2 surveys.

Target Listener Trends

Target Listener Trends - Men 12-24

Men 12-24																				
Monday-Sunday 6AM-MID				Monday-Friday 6AM-10AM				Monday-Friday 10AM-3PM				Monday-Friday 3PM-7PM				Monday-Friday 7PM-MID				
AQH (00)	Cume (00)	AQH Rtg	AQH Shr	AQH (00)	Cume (00)	AQH Rtg	AQH Shr	AQH (00)	Cume (00)	AQH Rtg	AQH Shr	AQH (00)	Cume (00)	AQH Rtg	AQH Shr	AQH (00)	Cume (00)	AQH Rtg	AQH Shr	
KZLA-FM																				
SP '02	10	364	.1	.6	12	172	.1	.6	7	138	.1	.4	17	116	.1	.9	7	92	.1	.5
WI '02	17	359	.1	1.2	20	236	.2	1.2	13	106	.1	.8	20	191	.2	1.0	9	142	.1	.8
FA '01	13	331	.1	.8	7	61	.1	.3	14	173	.1	.8	28	230	.2	1.3	10	138	.1	.8
SU '01	26	446	.2	1.5	16	193	.1	.8	46	249	.4	2.1	42	311	.3	2.0	17	135	.1	1.4
4-Book	17	375	.1	1.0	14	166	.1	.7	20	167	.2	1.0	27	212	.2	1.3	11	127	.1	.9
SP '01	15	336	.1	.9	14	235	.1	.7	8	125	.1	.4	19	199	.2	.8	13	151	.1	.9
KGGI-FM																				
SP '02	11	451	.1	.7	12	182	.1	.6	14	171	.1	.9	14	199	.1	.7	11	196	.1	.9
WI '02	12	482	.1	.8	9	153	.1	.5	7	101	.1	.4	12	214	.1	.6	18	192	.1	1.6
FA '01	**	**	**	**	**	**	**	**	**	**	**	**	**	**	**	**	**	**	**	**
SU '01	15	610	.1	.9	5	94	.1	.2	20	372	.2	.9	17	227	.1	.8	10	109	.1	.8
4-Book	**	**	**	**	**	**	**	**	**	**	**	**	**	**	**	**	**	**	**	**
SP '01	**	**	**	**	**	**	**	**	**	**	**	**	**	**	**	**	**	**	**	**
XTRA-AM																				
SP '02	5	145	.1	.3	5	26	.1	.2	8	88	.1	.5	11	54	.1	.6	4	27	.1	.3
WI '02	2	87	.1	.1	4	49	.1	.2	3	65	.1	.2	2	15	.1	.1				
FA '01	1	42	.1	.1	2	42	.1	.1	2	21	.1	.1	1	21	.1	.1				
SU '01	3	162	.1	.2	2	32	.1	.1	3	34	.1	.1	6	63	.1	.3	1	37	.1	.1
4-Book	3	109	.1	.2	3	37	.1	.2	4	52	.1	.2	5	38	.1	.3	1	16	.1	.1
SP '01	4	173	.1	.2	4	28	.1	.2	3	31	.1	.2	10	88	.1	.4	2	51	.1	.1
TOTALS																				
SP '02	1569	11377	12.9		2024	8824	16.6		1563	7369	12.8		1989	9290	16.3		1273	7464	10.5	
WI '02	1451	11325	11.9		1719	8858	14.1		1569	7293	12.9		1968	9150	16.2		1103	7385	9.1	
FA '01	1666	11801	13.3		2087	9178	16.7		1800	7967	14.4		2159	9295	17.3		1331	7888	10.6	
SU '01	1747	11987	13.8		2083	8761	16.5		2207	9299	17.5		2128	9742	16.8		1251	7931	9.9	
4-Book	1608	11623	13.0		1978	8905	16.0		1785	7982	14.4		2061	9369	16.7		1240	7667	10.0	
SP '01	1735	12179	13.7		2135	9632	16.9		1817	7750	14.4		2249	9649	17.8		1438	8269	11.4	

** Station(s) not reported this survey.

* Listener estimates adjusted for reported broadcast schedule.

+ Station(s) changed call letters - see Page 13.

4-Book: Avg. of current and previous 3 surveys.
2-Book: Avg. of most recent 2 surveys.

Target Listener Estimates

Men 12-24																				
Monday-Friday 6AM-7PM				Weekend 6AM-MID				Saturday 6AM-10AM				Saturday 10AM-3PM				Saturday 3PM-7PM				
AQH (00)	Cume (00)	AQH Rtg	AQH Shr	AQH (00)	Cume (00)	AQH Rtg	AQH Shr	AQH (00)	Cume (00)	AQH Rtg	AQH Shr	AQH (00)	Cume (00)	AQH Rtg	AQH Shr	AQH (00)	Cume (00)	AQH Rtg	AQH Shr	
KABC-AM																				
SP '02	3	73	.2	3	48	.2						12	20	.1	.6					
4-Book	4	59	.2	2	28	.2		1	4	.1		8	17	.1	.4	1	4			
KBIG-FM																				
SP '02	25	567	.2	1.4	15	264	.1	1.2	7	27	.1	.6	23	62	.2	1.2	37	51	.3	2.4
4-Book	23	482	.2	1.2	14	237	.1	1.1	6	30	.1	.5	20	66	.2	1.0	20	47	.2	1.3
KBLA-AM																				
SP '02	8	60	.1	.4																
4-Book	11	122	.1	.6	2	45	.2		3	4	.2		2	7	.1		6	19	.1	.4
KBUA-FM																				
SP '02	16	152	.1	.9	8	107	.1	.6	11	38	.1	.9	20	79	.2	1.1	20	54	.2	1.3
4-Book	11	98	.1	.6	7	61	.1	.5	8	30	.1	.7	10	33	.1	.5	8	24	.1	.5
KBUE-FM																				
SP '02	97	758	.8	5.3	62	392	.5	4.8	53	133	.4	4.5	86	178	.7	4.6	54	107	.4	3.4
4-Book	80	789	.7	4.2	55	506	.5	4.3	58	146	.5	4.9	88	207	.7	4.5	55	163	.4	3.5
KCBS-FM																				
SP '02	31	895	.3	1.7	33	564	.3	2.6	27	145	.2	2.3	34	170	.3	1.8	56	157	.5	3.6
4-Book	41	744	.4	2.2	26	420	.2	2.1	25	81	.2	2.1	47	163	.4	2.4	38	121	.3	2.4
KDIS-AM																				
SP '02	13	336	.1	.7	11	223	.1	.9	6	14	.5		12	66	.1	.6	21	89	.2	1.3
4-Book	**	**	**	**	**	**	**	**	**	**	**	**	**	**	**	**	**	**	**	**
KFI -AM																				
SP '02	5	115	.3		6	130	.5		8	28	.1	.7	2	20	.1		7	35	.1	.4
4-Book	11	130	.1	.6	4	81	.4		5	24	.1	.4	3	12	.2		4	17	.1	.2
KFSH-FM																				
SP '02	4	112	.2		4	96	.3		14	29	.1	1.2	9	27	.1	.5				
4-Book	7	151	.1	.4	5	115	.4		5	17	.4		6	29	.1	.3	4	11		.3
KFWB-AM																				
SP '02	6	108	.3		1	30	.1		2	15	.2									
4-Book	5	128	.3		2	59	.1		3	15	.3		1	7	.1					
+KHHT-FM																				
SP '02	59	1034	.5	3.2	52	659	.4	4.0	23	64	.2	1.9	94	234	.8	5.1	62	192	.5	4.0
4-Book	41	881	.4	2.2	45	570	.4	3.6	26	85	.2	2.3	63	190	.5	3.3	47	163	.4	3.0
KHJ -AM																				
SP '02	7	156	.1	.4	5	57	.4		4	14	.3		20	28	.2	1.1	16	29	.1	1.0
4-Book	11	146	.1	.6	7	63	.5		7	18	.1	.6	13	26	.1	.7	12	24	.1	.8
KIIS-FM																				
SP '02	86	2295	.7	4.7	80	1455	.7	6.2	46	272	.4	3.9	115	528	.9	6.2	128	380	1.1	8.2
4-Book	116	2475	.9	6.0	81	1543	.7	6.3	60	289	.5	5.1	123	560	1.0	6.3	108	379	.9	6.8
KVVS-FM																				
SP '02	6	100	.3		2	66	.2		3	14	.3		2	16	.1		5	26	.3	
4-Book	5	96	.3		2	49	.2		3	14	.3		3	13	.1		3	10	.2	
KJLH-FM																				
SP '02	9	158	.1	.5	20	243	.2	1.5	9	36	.1	.8	6	34	.3		7	39	.1	.4
4-Book	10	209	.1	.6	16	215	.2	1.3	6	32	.1	.6	10	40	.1	.5	11	32	.1	.7
KKBT-FM																				
SP '02	128	2459	1.1	7.0	92	1563	.8	7.1	92	294	.8	7.8	116	580	1.0	6.3	64	235	.5	4.1
4-Book	143	2464	1.2	7.4	94	1495	.8	7.3	82	261	.7	6.8	140	569	1.2	7.2	112	389	.9	7.0
KKLA-FM																				
SP '02						31														
4-Book	4	35	.2		2	27	.2										1	3		.1

** Station(s) not reported this survey.

* Listener estimates adjusted for reported broadcast schedule.

+ Station(s) changed call letters - see Page 13.

4-Book: Avg. of current and previous 3 surveys.
2-Book: Avg. of most recent 2 surveys.

Target Listener Estimates

Men 12-24

	Monday-Friday 6AM-7PM				Weekend 6AM-MID				Saturday 6AM-10AM				Saturday 10AM-3PM				Saturday 3PM-7PM			
	AQH (00)	Cume (00)	AQH Rtg	AQH Shr	AQH (00)	Cume (00)	AQH Rtg	AQH Shr	AQH (00)	Cume (00)	AQH Rtg	AQH Shr	AQH (00)	Cume (00)	AQH Rtg	AQH Shr	AQH (00)	Cume (00)	AQH Rtg	AQH Shr
KLAC-AM																				
SP '02	2	106	.1		14	144	.1	1.1					4	13	.2		10	26	.1	.6
4-Book	2	69	.1		5	63		.4		3			3	7	.2		4	13		.2
KLAX-FM																				
SP '02	77	770	.6	4.2	74	544	.6	5.7	80	164	.7	6.8	124	237	1.0	6.7	104	197	.9	6.6
4-Book	60	752	.5	3.1	51	548	.4	4.0	58	148	.5	4.8	88	216	.7	4.6	61	161	.5	3.9
KL0S-FM																				
SP '02	51	864	.4	2.8	30	534	.2	2.3	21	111	.2	1.8	34	147	.3	1.8	49	108	.4	3.1
4-Book	45	744	.4	2.4	28	425	.2	2.2	19	73	.2	1.6	53	159	.4	2.7	43	120	.4	2.7
KLSX-FM																				
SP '02	78	519	.6	4.2	10	164	.1	.8	19	44	.2	1.6	19	42	.2	1.0	9	44	.1	.6
4-Book	67	532	.5	3.4	8	141	.1	.6	11	28	.1	.9	7	30	.1	.4	12	35	.1	.7
KLTX-AM																				
SP '02	19	89	.2	1.0	14	90	.1	1.1	25	47	.2	2.1	39	90	.3	2.1	13	30	.1	.8
4-Book	21	99	.2	1.1	9	84	.1	.7	18	42	.2	1.6	18	48	.1	.9	7	22	.1	.5
KLVE-FM																				
SP '02	22	474	.2	1.2	12	272	.1	.9	18	43	.1	1.5	7	44	.1	.4	16	57	.1	1.0
4-Book	41	681	.3	2.1	30	416	.3	2.3	35	90	.3	2.8	33	109	.3	1.7	31	82	.3	1.9
KLYY-FM																				
SP '02	12	380	.1	.7	18	289	.1	1.4	2	14		.2	32	129	.3	1.7	22	132	.2	1.4
4-Book	26	471	.2	1.4	19	296	.2	1.5	14	56	.1	1.3	30	116	.2	1.6	25	104	.2	1.6
KMXN-FM																				
SP '02	9	121	.1	.5	2	79		.2	1	13		.1	4	13		.2				
4-Book	**	**	**	**	**	**	**	**	**	**	**	**	**	**	**	**	**	**	**	**
KMzt-FM																				
SP '02	6	133		.3	10	124	.1	.8	2	15		.2	3	15		.2	3	15		.2
4-Book	10	195	.1	.5	9	132	.1	.7	13	42	.1	1.0	12	29	.1	.6	8	31	.1	.5
KNX -AM																				
SP '02	2	77		.1	3	61		.2									1	12		.1
4-Book	5	157		.3	3	64		.2	5	21		.4	4	10	.1	.2	1	7		.1
KOST-FM																				
SP '02	16	494	.1	.9	16	269	.1	1.2	15	75	.1	1.3	30	78	.2	1.6	1	20		.1
4-Book	35	581	.3	1.8	24	351	.2	1.8	15	67	.1	1.2	31	102	.3	1.6	22	65	.2	1.4
KPLS-AM																				
SP '02	2	37		.1																
4-Book	**	**	**	**	**	**	**	**	**	**	**	**	**	**	**	**	**	**	**	**
KPWR-FM																				
SP '02	322	4280	2.6	17.5	218	3080	1.8	16.9	208	765	1.7	17.6	299	1228	2.5	16.1	259	1019	2.1	16.5
4-Book	341	4572	2.8	17.7	232	3175	1.9	18.2	217	794	1.7	18.3	368	1353	3.0	18.9	320	1054	2.6	20.2
KRCD-FM																				
SP '02	4	84		.2	1	14		.1												
4-Book	6	127	.1	.4	4	61		.3	5	8	.1	.4	6	11	.1	.3	5	18	.1	.3
KRCV-FM																				
SP '02	3	85		.2	3	28		.2	4	15		.3	9	15	.1	.5				
4-Book	3	84		.2	3	29		.2	2	8		.1	2	4		.1	2	8		.1
KRLA-AM																				
SP '02	2	14		.1																
4-Book	2	20		.1		4														
+KRLH-AM																				
SP '02	**	**	**	**	**	**	**	**	**	**	**	**	**	**	**	**	**	**	**	**
4-Book	**	**	**	**	**	**	**	**	**	**	**	**	**	**	**	**	**	**	**	**

Target Listener Estimates - Men 12-24

** Station(s) not reported this survey. * Listener estimates adjusted for reported broadcast schedule. + Station(s) changed call letters - see Page 13. 4-Book: Avg. of current and previous 3 surveys. 2-Book: Avg. of most recent 2 surveys.

Target Listener Estimates

		Men 12-24																			
		Monday-Friday 6AM-7PM				Weekend 6AM-MID				Saturday 6AM-10AM				Saturday 10AM-3PM				Saturday 3PM-7PM			
		AQH (00)	Cume (00)	AQH Rtg	AQH Shr	AQH (00)	Cume (00)	AQH Rtg	AQH Shr	AQH (00)	Cume (00)	AQH Rtg	AQH Shr	AQH (00)	Cume (00)	AQH Rtg	AQH Shr	AQH (00)	Cume (00)	AQH Rtg	AQH Shr
KROQ-FM	SP '02	250	3317	2.1	13.6	183	2357	1.5	14.2	131	534	1.1	11.1	274	898	2.2	14.8	267	851	2.2	17.0
	4-Book	260	3540	2.1	13.6	195	2451	1.6	15.3	139	521	1.2	11.8	299	994	2.4	15.5	265	808	2.1	16.7
KRTH-FM	SP '02	61	841	.5	3.3	31	446	.3	2.4	28	102	.2	2.4	54	127	.4	2.9	43	105	.4	2.7
	4-Book	43	735	.4	2.2	24	431	.2	1.8	18	81	.1	1.5	37	123	.3	1.9	33	102	.3	2.0
KSCA-FM	SP '02	74	727	.6	4.0	47	401	.4	3.6	111	201	.9	9.4	69	248	.6	3.7	46	118	.4	2.9
	4-Book	78	733	.6	4.1	36	412	.3	2.7	99	189	.8	8.3	53	198	.4	2.7	31	85	.3	1.9
KSPN-AM	SP '02					2	69		.2	1	15		.1					3	14		.2
	4-Book	**	**	**	**	**	**	**	**	**	**	**	**	**	**	**	**	**	**	**	**
KSSC-FM	SP '02	3	83		.2	4	127		.3					1	17		.1	13	72		.8
	4-Book	5	83		.3	6	78		.5	3	11		.3	9	22		.5	13	36		.8
KSSE-FM	SP '02	36	393	.3	2.0	14	208	.1	1.1	15	65	.1	1.3	21	94	.2	1.1	17	65	.1	1.1
	4-Book	38	533	.3	2.0	20	279	.2	1.5	25	66	.2	2.0	33	108	.3	1.6	19	54	.2	1.2
KTNQ-AM	SP '02		14																		
	4-Book	3	64		.1	2	25		.1	2	4		.2	2	4		.1				
KTWV-FM	SP '02	13	219	.1	.7	8	68	.1	.6	4	14		.3	6	14		.3	9	20	.1	.6
	4-Book	12	219	.1	.6	9	99	.1	.7	8	30	.1	.7	11	34	.1	.5	6	17	.1	.4
KWIZ-FM	SP '02	23	298	.2	1.3	17	227	.1	1.3	4	28		.3	37	99	.3	2.0	33	66	.3	2.1
	4-Book	24	269	.2	1.3	19	202	.1	1.4	7	34	.1	.6	30	87	.3	1.6	25	66	.2	1.6
KWKW-AM	SP '02						14														
	4-Book	3	53		.1	2	34		.1	4	12		.3	2	7		.1	3	7		.2
KWVE-FM	SP '02	4	88		.2	3	47		.2	2	15		.2	4	29		.2	5	15		.3
	4-Book	2	43		.1	2	29		.1	3	10		.3	2	13		.1	1	4		.1
KXOL-FM	SP '02	52	476	.4	2.8	53	312	.4	4.1	91	173	.7	7.7	103	190	.8	5.6	45	101	.4	2.9
	4-Book	56	509	.5	2.8	38	344	.3	3.0	57	128	.5	4.8	75	166	.6	3.9	36	86	.3	2.3
KXTA-AM	SP '02	14	138	.1	.8	5	87		.4	9	28	.1	.8	3	13		.2	1	17		.1
	4-Book	11	142	.1	.6	4	81		.3	4	11		.3	3	11		.2	5	21		.3
KYSR-FM	SP '02	32	906	.3	1.7	22	544	.2	1.7	21	104	.2	1.8	38	183	.3	2.1	35	137	.3	2.2
	4-Book	37	875	.3	1.9	21	501	.2	1.6	17	89	.2	1.4	37	153	.3	1.9	33	116	.3	2.1
KZLA-FM	SP '02	12	242	.1	.7	10	227	.1	.8	14	66	.1	1.2	16	111	.1	.9	10	47	.1	.6
	4-Book	21	304	.2	1.1	14	221	.1	1.1	12	57	.1	1.1	18	82	.2	.9	14	54	.1	.9
KGGI-FM	SP '02	13	345	.1	.7	7	181	.1	.5	4	16		.3	7	60	.1	.4	9	41	.1	.6
	4-Book	**	**	**	**	**	**	**	**	**	**	**	**	**	**	**	**	**	**	**	**
XTRA-AM	SP '02	8	115	.1	.4	1	30		.1									1	16		.1
	4-Book	4	79		.2	1	33		.1		3			1	5		.1	3	11		.2
TOTALS	SP '02	1836	10907	15.1		1291	9064	10.6		1185	3428	9.7		1853	4812	15.2		1568	4190	12.9	
	4-Book	1929	11250	15.6		1284	9162	10.4		1187	3371	9.6		1945	4964	15.7		1590	4134	12.8	

** Station(s) not reported this survey.

* Listener estimates adjusted for reported broadcast schedule.

+ Station(s) changed call letters - see Page 13.

4-Book: Avg. of current and previous 3 surveys.
2-Book: Avg. of most recent 2 surveys.

Target Listener Estimates

Men 12-24

	Saturday 7PM-MID				Sunday 6AM-10AM				Sunday 10AM-3PM				Sunday 3PM-7PM				Sunday 7PM-MID			
	AQH (00)	Cume (00)	AQH Rtg	AQH Shr	AQH (00)	Cume (00)	AQH Rtg	AQH Shr	AQH (00)	Cume (00)	AQH Rtg	AQH Shr	AQH (00)	Cume (00)	AQH Rtg	AQH Shr	AQH (00)	Cume (00)	AQH Rtg	AQH Shr
KABC-AM																				
SP '02	5	14		.4					1	14		.1	2	14		.2	4	14		.4
4-Book	4	7		.3	1	4		.1		4			1	4		.1	1	4		.1
KBIG-FM																				
SP '02	14	47	.1	1.2	27	79	.2	2.8	13	43	.1	1.0	2	13		.2	1	14		.1
4-Book	15	59	.1	1.3	12	39	.1	1.3	14	47	.1	1.0	14	47	.1	1.2	7	42	.1	.8
KBLA-AM																				
SP '02									2	11		.2	2	7		.2	2	4		.2
4-Book																				
KBUA-FM																				
SP '02					1	14		.1	10	28	.1	.8					2	12		.2
4-Book	3	18		.3	3	13		.4	10	23	.1	.8	5	14	.1	.5	5	17		.5
KBUE-FM																				
SP '02	38	59	.3	3.2	59	103	.5	6.1	74	180	.6	5.8	83	188	.7	6.5	50	139	.4	5.2
4-Book	45	123	.4	3.8	37	100	.3	4.3	74	206	.6	5.5	51	147	.4	4.2	29	110	.2	3.2
KCBS-FM																				
SP '02	49	118	.4	4.1	10	59	.1	1.0	18	97	.1	1.4	43	117	.4	3.4	30	95	.2	3.1
4-Book	25	82	.2	2.1	9	38	.1	1.1	20	98	.2	1.5	29	99	.2	2.4	20	63	.2	2.1
KDIS-AM																				
SP '02	23	74	.2	1.9	10	46	.1	1.0	6	38		.5	6	36		.5	2	7		.2
4-Book	**	**	**	**	**	**	**	**	**	**	**	**	**	**	**	**	**	**	**	**
KFI -AM																				
SP '02	4	31		.3	13	30	.1	1.3	10	49	.1	.8	1	20		.1	6	14		.6
4-Book	4	16		.4	8	23	.1	1.0	7	20	.1	.5	1	8		.1	2	7		.2
KFSH-FM																				
SP '02					5	27		.5	1	14		.1					1	13		.1
4-Book	3	19		.3	4	29		.6	6	34	.1	.5	5	18		.5	3	21		.3
KFWB-AM																				
SP '02	3	14		.2	4	15		.4					3	19		.3	1	11		.1
4-Book	2	15		.2	2	7		.2	1	5		.1								
+KHHT-FM																				
SP '02	28	113	.2	2.3	33	82	.3	3.4	35	160	.3	2.7	48	152	.4	3.8	84	210	.7	8.7
4-Book	36	106	.3	3.2	26	59	.2	3.2	40	140	.3	3.0	38	127	.3	3.2	73	158	.6	8.1
KHJ -AM																				
SP '02					3	7		.4	4	7		.3	2	4		.2	5	11		.5
4-Book	5	16	.1	.5																
KIIS-FM																				
SP '02	71	342	.6	5.9	37	217	.3	3.8	107	494	.9	8.4	84	330	.7	6.6	47	298	.4	4.9
4-Book	62	313	.5	5.3	48	212	.4	5.5	102	444	.8	7.5	83	324	.7	6.9	54	255	.4	5.9
KVVS-FM																				
SP '02									2	10		.2	3	10		.2				
4-Book	3	12		.3					2	10		.2	2	6		.2	1	3		.1
KJLH-FM																				
SP '02					38	101	.3	3.9	51	157	.4	4.0	51	91	.4	4.0	6	30		.6
4-Book	5	26	.1	.5	30	76	.3	3.8	34	101	.3	2.6	28	55	.2	2.3	6	23		.7
KKBT-FM																				
SP '02	124	441	1.0	10.3	71	255	.6	7.4	71	330	.6	5.6	101	356	.8	7.9	89	294	.7	9.2
4-Book	94	331	.8	8.0	58	174	.5	6.7	76	304	.7	5.7	115	353	.9	9.6	77	293	.6	8.4
KKLA-FM																				
SP '02									1	14		.1	3	17		.2				
4-Book	7	7	.1	.5	1	5		.1	2	8		.2	1	9		.1	3	7		.3

** Station(s) not reported this survey.

* Listener estimates adjusted for reported broadcast schedule.

+ Station(s) changed call letters - see Page 13.

4-Book: Avg. of current and previous 3 surveys.
2-Book: Avg. of most recent 2 surveys.

Target Listener Estimates - Men 12-24

Target Listener Estimates

Men 12-24

	Saturday 7PM-MID				Sunday 6AM-10AM				Sunday 10AM-3PM				Sunday 3PM-7PM				Sunday 7PM-MID				
	AQH (00)	Cume (00)	AQH Rtg	AQH Shr	AQH (00)	Cume (00)	AQH Rtg	AQH Shr	AQH (00)	Cume (00)	AQH Rtg	AQH Shr	AQH (00)	Cume (00)	AQH Rtg	AQH Shr	AQH (00)	Cume (00)	AQH Rtg	AQH Shr	
KLAC-AM																					
SP '02	6	15	.5		4	14	.4		19	47	.2	1.5	59	117	.5	4.6	12	61	.1	1.2	
4-Book	2	16	.2		2	7	.3		7	20	.1	.5	17	36	.2	1.4	4	18		.4	
KLAX-FM																					
SP '02	76	131	.6	6.3	50	104	.4	5.2	53	115	.4	4.2	62	132	.5	4.8	42	102	.3	4.3	
4-Book	46	124	.4	3.9	37	89	.3	4.2	35	113	.3	2.6	49	139	.4	4.0	37	104	.3	4.0	
KLOS-FM																					
SP '02	34	119	.3	2.8	22	85	.2	2.3	16	110	.1	1.3	35	122	.3	2.7	27	130	.2	2.8	
4-Book	24	89	.2	1.9	20	66	.2	2.2	27	103	.2	2.0	17	75	.2	1.4	17	73	.2	1.8	
KLSX-FM																					
SP '02					20	52	.2	2.1	9	44	.1	.7					8	42	.1	.8	
4-Book	2	5	.2		15	35	.2	1.6	9	41	.1	.7	11	26	.1	1.0	3	20		.3	
KLTX-AM																					
SP '02					15	43	.1	1.6	15	15	.1	1.2	2	15	.2						
4-Book	5	14	.1	.5	6	21	.6		9	32	.1	.7	6	18	.5		2	14		.2	
KLVE-FM																					
SP '02	15	74	.1	1.2	9	39	.1	.9	15	83	.1	1.2	13	30	.1	1.0	3	15		.3	
4-Book	55	148	.4	4.8	15	49	.1	1.8	32	84	.3	2.2	21	56	.2	1.7	17	49	.1	1.8	
KLYY-FM																					
SP '02	12	45	.1	1.0	4	15	.4		29	88	.2	2.3	22	61	.2	1.7	18	57	.1	1.9	
4-Book	12	46	.1	1.0	11	39	.1	1.3	25	79	.2	1.9	20	70	.2	1.7	13	46	.1	1.4	
KMXN-FM																					
SP '02	2	26	.2		3	26	.3		3	13	.2		2	13	.2						
4-Book	**	**	**	**	**	**	**	**	**	**	**	**	**	**	**	**	**	**	**	**	**
KMZT-FM																					
SP '02	10	42	.1	.8	2	15	.2		30	78	.2	2.4	25	62	.2	2.0	2	15		.2	
4-Book	7	25	.1	.6	4	14	.5		12	44	.1	.9	10	26	.1	.8	5	17		.6	
KNX -AM																					
SP '02	4	18	.3						7	17	.1	.5	3	14	.2		6	32		.6	
4-Book	4	25	.3		1	4	.1		4	12	.1	.3	1	8	.1		2	12		.2	
KOST-FM																					
SP '02	13	28	.1	1.1	8	47	.1	.8	21	78	.2	1.6	19	47	.2	1.5	17	64	.1	1.8	
4-Book	25	73	.2	2.2	17	52	.1	1.8	27	85	.2	2.0	23	64	.2	1.9	27	100	.2	3.0	
KPLS-AM																					
SP '02																					
4-Book	**	**	**	**	**	**	**	**	**	**	**	**	**	**	**	**	**	**	**	**	
KPWR-FM																					
SP '02	212	880	1.7	17.6	157	542	1.3	16.3	186	729	1.5	14.6	231	769	1.9	18.1	185	680	1.5	19.2	
4-Book	238	898	1.9	20.6	158	532	1.3	18.7	194	769	1.6	14.6	206	699	1.7	17.1	152	555	1.2	16.5	
KRCD-FM																					
SP '02									6	14	.5										
4-Book	3	7	.2		5	7	.1	.6	7	32	.5		1	8	.1		1	4		.1	
KRCV-FM																					
SP '02					8	13	.1	.8	3	13	.2										
4-Book	5	11	.4		4	10	.4		5	7	.4		1	3	.1						
KRLA-AM																					
SP '02																					
4-Book									1	4	.1										
+KRLH-AM																					
SP '02																					
4-Book	**	**	**	**	**	**	**	**	**	**	**	**	**	**	**	**	**	**	**	**	

** Station(s) not reported this survey.

* Listener estimates adjusted for reported broadcast schedule.

+ Station(s) changed call letters - see Page 13.

4-Book: Avg. of current and previous 3 surveys.
2-Book: Avg. of most recent 2 surveys.

Target Listener Estimates

Men 12-24

Target Listener Estimates - Men 12-24

	Saturday 7PM-MID				Sunday 6AM-10AM				Sunday 10AM-3PM				Sunday 3PM-7PM				Sunday 7PM-MID			
	AQH (00)	Cume (00)	AQH Rtg	AQH Shr	AQH (00)	Cume (00)	AQH Rtg	AQH Shr	AQH (00)	Cume (00)	AQH Rtg	AQH Shr	AQH (00)	Cume (00)	AQH Rtg	AQH Shr	AQH (00)	Cume (00)	AQH Rtg	AQH Shr
KROQ-FM																				
SP '02	174	589	1.4	14.5	101	430	.8	10.5	172	653	1.4	13.5	178	655	1.5	13.9	156	555	1.3	16.1
4-Book	183	681	1.5	15.6	93	370	.8	11.1	217	774	1.7	16.2	178	629	1.5	14.8	167	608	1.4	18.2
KRTH-FM																				
SP '02	20	64	.2	1.7	28	62	.2	2.9	32	133	.3	2.5	15	83	.1	1.2	27	93	.2	2.8
4-Book	23	73	.2	2.0	21	45	.2	2.3	28	132	.2	2.0	21	66	.2	1.7	11	44	.1	1.1
KSCA-FM																				
SP '02	32	75	.3	2.7	61	114	.5	6.3	32	104	.3	2.5	17	70	.1	1.3	18	72	.1	1.9
4-Book	13	43	.1	1.2	37	76	.3	4.3	31	107	.3	2.2	22	75	.2	1.9	7	32	.1	.8
KSPN-AM																				
SP '02	3	15	.2	.2					5	23	.4	.4					4	16	.4	.4
4-Book	**	**	**	**	**	**	**	**	**	**	**	**	**	**	**	**	**	**	**	**
KSSC-FM																				
SP '02	10	35	.1	.8	6	14	.6	.6	1	14	.1	.1	1	17	.1	.1				
4-Book	5	19	.4	.4	3	11	.3	.3	11	22	.1	.8	6	21	.1	.5				
KSSE-FM																				
SP '02	13	37	.1	1.1	15	32	.1	1.6	25	73	.2	2.0					12	45	.1	1.3
4-Book	12	47	.1	1.0	21	54	.2	2.3	22	90	.2	1.6	18	44	.2	1.5				
KTNQ-AM																				
SP '02																				
4-Book	2	8	.2	.2	2	8	.3	.3	2	8	.2	.2	2	3	.2	.2	1	7	.1	.1
KTWV-FM																				
SP '02	3	14	.2	.2	21	35	.2	2.2	8	27	.1	.6	10	34	.1	.8	3	14	.3	.3
4-Book	10	25	.1	.8	9	23	.1	1.1	7	28	.1	.6	6	27	.1	.5	9	20	.1	1.1
KWIZ-FM																				
SP '02	14	66	.1	1.2	2	16	.2	.2	3	16	.2	.2	27	81	.2	2.1	13	59	.1	1.3
4-Book	21	70	.2	1.7	12	28	.1	1.4	17	42	.1	1.3	15	50	.1	1.2	20	49	.1	2.1
KWKV-AM																				
SP '02									2	14	.2	.2								
4-Book									5	19	.4	.4								
KWVE-FM																				
SP '02	8	15	.1	.7	8	32	.1	.8												
4-Book	4	7	.3	.3	2	11	.2	.2	1	3	.1	.1								
KXDL-FM																				
SP '02	35	73	.3	2.9	31	46	.3	3.2	63	93	.5	4.9	34	62	.3	2.7	20	46	.2	2.1
4-Book	20	60	.2	1.7	31	75	.3	3.5	42	97	.3	3.1	30	76	.3	2.5	14	44	.1	1.6
KXTA-AM																				
SP '02	9	62	.1	.7					5	13	.4	.4	14	38	.1	1.1	3	13	.3	.3
4-Book	3	23	.2	.2					5	24	.3	.3	7	20	.1	.6	2	11	.3	.3
KYSR-FM																				
SP '02	26	135	.2	2.2	20	103	.2	2.1	13	109	.1	1.0	13	43	.1	1.0	10	16	.1	1.0
4-Book	22	110	.2	1.9	14	63	.1	1.6	19	88	.2	1.3	20	81	.2	1.7	10	47	.1	1.0
KZLA-FM																				
SP '02	3	28	.2	.2	6	48	.6	.6	16	68	.1	1.3	5	30	.4	.4	7	53	.1	.7
4-Book	11	42	.1	.9	11	46	.1	1.3	26	79	.2	1.9	12	48	.1	1.1	8	34	.1	.9
KGGI-FM																				
SP '02	20	55	.2	1.7	6	42	.6	.6	7	27	.1	.5	4	41	.3	.3				
4-Book	**	**	**	**	**	**	**	**	**	**	**	**	**	**	**	**	**	**	**	**
XTRA-AM																				
SP '02													11	14	.1	.9				
4-Book	2	5	.1	.1					2	7	.2	.2	4	10	.4	.4	1	3	.1	.1
TOTALS																				
SP '02	1202	3452	9.9		965	2693	7.9		1273	3756	10.5		1279	3353	10.5		966	2921	7.9	
4-Book	1170	3511	9.5		854	2418	6.9		1342	3901	10.9		1205	3260	9.8		918	2796	7.4	

** Station(s) not reported this survey.

* Listener estimates adjusted for reported broadcast schedule.

+ Station(s) changed call letters - see Page 13.

4-Book: Avg. of current and previous 3 surveys.
2-Book: Avg. of most recent 2 surveys.

Target Listener Trends

Men 18-34																			
Monday-Sunday 6AM-MID				Monday-Friday 6AM-10AM				Monday-Friday 10AM-3PM				Monday-Friday 3PM-7PM				Monday-Friday 7PM-MID			
AQH (00)	Cume (00)	AQH Rtg	AQH Shr	AQH (00)	Cume (00)	AQH Rtg	AQH Shr	AQH (00)	Cume (00)	AQH Rtg	AQH Shr	AQH (00)	Cume (00)	AQH Rtg	AQH Shr	AQH (00)	Cume (00)	AQH Rtg	AQH Shr
KKLA-FM																			
SP '02	2	112	.1	3	47	.1	2	48		2	48	.1	2	48	.1	2	34	.1	
WI '02	9	146	.1	6	57	.2	20	103	.1	5	22	105	.1	6	2	59	.1		
FA '01	9	213	.1	14	81	.1	18	104	.1	4	11	100	.1	3	2	49	.1		
SU '01	3	79	.1	7	79	.2	4	32	.1	4	49	.1	2	17	.1				
4-Book	6	138	.1	8	66	.2	11	72	.1	3	10	76	.1	3	2	40	.1		
SP '01	7	173	.2	15	88	.1	3	9	36	.1	2	11	93	.1	3	3	33	.2	
KLAC-AM																			
SP '02	18	641	.1	5	64	.1	20	124	.1	5	22	252	.1	6	18	277	.1		
WI '02	10	428	.1	7	14	.2	8	61	.2	23	204	.1	7	11	191	.1			
FA '01	2	155	.1	18	18		1	19		5	105	.1	5	5	105	.3			
SU '01	14	333	.1	36	93	.2	5	112	.1	16	104	.1	4	2	89	.1			
4-Book	11	389	.1	12	47	.1	9	79	.2	17	166	.1	5	9	166	.1			
SP '01	13	513	.1	15	15		4	82	.1	18	284	.1	5	19	276	.1			
KLAX-FM																			
SP '02	132	1854	.8	169	777	1.0	196	905	1.2	130	892	.8	52	521	.3				
WI '02	100	1752	.6	99	755	.6	147	985	.9	120	853	.7	51	362	.3				
FA '01	111	1647	.6	138	759	.8	179	950	1.0	117	945	.7	52	471	.3				
SU '01	125	1986	.7	161	974	.9	184	1042	1.0	148	1015	.8	37	565	.2				
4-Book	117	1810	.7	142	816	.8	177	971	1.0	129	926	.8	48	480	.3				
SP '01	133	2131	.7	188	1038	1.0	220	1201	1.2	123	1083	.7	86	553	.5				
KLOS-FM																			
SP '02	93	1877	.5	110	630	.7	119	963	.7	140	1137	.8	69	719	.4				
WI '02	68	1726	.4	101	612	.6	93	784	.5	99	899	.6	50	499	.3				
FA '01	91	2156	.5	107	771	.6	151	1190	.9	119	1151	.7	38	668	.2				
SU '01	93	1808	.5	114	813	.6	161	868	.9	128	1094	.7	37	645	.2				
4-Book	86	1892	.5	108	707	.6	131	951	.8	122	1070	.7	49	633	.3				
SP '01	133	2111	.7	166	929	.9	233	942	1.3	174	1181	1.0	55	618	.3				
KLTX-AM																			
SP '02	27	196	.2	18	87	.1	46	124	.3	32	107	.2	13	60	.1				
WI '02	11	165	.1	22	105	.1	5	30	.1	14	88	.1	8	58	.5				
FA '01	43	206	.2	49	150	.3	88	191	.5	54	122	.3	15	81	.1				
SU '01	12	152	.1	14	74	.1	12	84	.1	8	59	.2	10	69	.1				
4-Book	23	180	.2	26	104	.2	38	107	.2	27	94	.2	12	67	.1				
SP '01	8	95	.3	5	56	.1	23	67	.1	11	95	.1	1	28	.1				
KLVE-FM																			
SP '02	97	1742	.6	124	732	.7	132	766	.8	102	905	.6	71	585	.4				
WI '02	83	1874	.5	118	822	.7	99	807	.6	77	616	.5	57	629	.3				
FA '01	101	2147	.6	158	998	.9	131	950	.7	99	917	.6	58	593	.3				
SU '01	118	2032	.7	156	959	.9	168	983	.9	126	915	.7	64	738	.4				
4-Book	100	1949	.6	139	878	.8	133	877	.8	101	838	.6	63	636	.4				
SP '01	153	2344	.9	181	969	1.0	222	1239	1.2	169	1189	.9	94	841	.5				
KLTY-FM																			
SP '02	34	1020	.2	36	383	.2	33	451	.2	42	391	.2	29	294	.2				
WI '02	52	1156	.3	57	436	.3	96	596	.6	52	504	.3	30	390	.2				
FA '01	38	887	.2	50	419	.3	46	318	.3	46	403	.3	29	297	.2				
SU '01	48	1121	.3	44	403	.2	78	583	.4	71	657	.4	18	370	.1				
4-Book	43	1046	.3	47	410	.3	63	487	.4	53	489	.3	27	338	.2				
SP '01	55	1188	.3	56	514	.3	81	631	.5	64	524	.4	25	302	.1				

** Station(s) not reported this survey.

* Listener estimates adjusted for reported broadcast schedule.

+ Station(s) changed call letters - see Page 13.

4-Book: Avg. of current and previous 3 surveys.
2-Book: Avg. of most recent 2 surveys.

Target Listener Trends

Men 18-34

	Monday-Sunday 6AM-MID				Monday-Friday 6AM-10AM				Monday-Friday 10AM-3PM				Monday-Friday 3PM-7PM				Monday-Friday 7PM-MID			
	AQH (00)	Cume (00)	AQH Rtg	AQH Shr	AQH (00)	Cume (00)	AQH Rtg	AQH Shr	AQH (00)	Cume (00)	AQH Rtg	AQH Shr	AQH (00)	Cume (00)	AQH Rtg	AQH Shr	AQH (00)	Cume (00)	AQH Rtg	AQH Shr
KZLA-FM																				
SP '02	29	583	.2	1.0	28	259	.2	.7	56	290	.3	1.4	44	328	.3	1.3	6	147		.3
WI '02	44	570	.3	1.6	60	295	.4	1.5	46	244	.3	1.2	50	350	.3	1.5	20	133	.1	1.3
FA '01	33	654	.2	1.1	30	241	.2	.7	41	282	.2	1.0	58	444	.3	1.6	21	262	.1	1.2
SU '01	42	726	.2	1.4	45	385	.3	1.0	51	400	.3	1.2	55	430	.3	1.5	32	233	.2	1.9
4-Book	37	633	.2	1.3	41	295	.3	1.0	49	304	.3	1.2	52	388	.3	1.5	20	194	.1	1.2
SP '01	33	733	.2	1.1	51	412	.3	1.1	49	356	.3	1.1	34	302	.2	.9	17	251	.1	.9
KGGI-FM																				
SP '02	11	433	.1	.4	10	143	.1	.2	19	162	.1	.5	13	163	.1	.4	6	141		.3
WI '02	10	457	.1	.4	6	118		.2	10	186	.1	.3	11	178	.1	.3	12	146	.1	.8
FA '01	**	**	**	**	**	**	**	**	**	**	**	**	**	**	**	**	**	**	**	**
SU '01	15	575	.1	.5	10	190	.1	.2	17	329	.1	.4	18	266	.1	.5	12	108	.1	.7
4-Book	**	**	**	**	**	**	**	**	**	**	**	**	**	**	**	**	**	**	**	**
SP '01	**	**	**	**	**	**	**	**	**	**	**	**	**	**	**	**	**	**	**	**
XTRA-AM																				
SP '02	15	371	.1	.5	15	120	.1	.4	35	222	.2	.9	24	189	.1	.7	5	30		.3
WI '02	19	492	.1	.7	10	134	.1	.3	44	218	.3	1.1	43	314	.3	1.3	1	57		.1
FA '01	21	510	.1	.7	25	218	.1	.6	42	267	.2	1.0	34	314	.2	1.0	6	58		.3
SU '01	22	656	.1	.7	20	205	.1	.5	44	225	.2	1.0	44	423	.2	1.2	3	71		.2
4-Book	19	507	.1	.7	18	169	.1	.5	41	233	.2	1.0	36	310	.2	1.1	4	54		.2
SP '01	25	649	.1	.8	33	251	.2	.7	44	298	.2	1.0	45	291	.3	1.2	7	177		.4
TOTALS																				
SP '02	2914	16317	17.2	4223	13282	25.0	4045	12741	23.9	3422	13460	20.2	1729	9976	10.2					
WI '02	2794	16163	16.5	3995	13703	23.6	3888	12423	23.0	3417	13402	20.2	1487	9530	8.8					
FA '01	2951	16892	16.9	4294	13950	24.6	4073	13488	23.3	3576	13706	20.5	1725	10670	9.9					
SU '01	3053	17184	17.0	4320	14302	24.1	4243	13467	23.6	3685	14489	20.5	1710	10448	9.5					
4-Book	2928	16639	16.9	4208	13809	24.3	4062	13030	23.5	3525	13764	20.4	1663	10156	9.6					
SP '01	3113	17422	17.3	4482	14762	25.0	4345	13615	24.2	3739	14261	20.8	1836	10669	10.2					

** Station(s) not reported this survey.

* Listener estimates adjusted for reported broadcast schedule.

+ Station(s) changed call letters - see Page 13.

4-Book: Avg. of current and previous 3 surveys.
2-Book: Avg. of most recent 2 surveys.

Target Listener Estimates

Men 18-34

	Monday-Friday 6AM-7PM				Weekend 6AM-MID				Saturday 6AM-10AM				Saturday 10AM-3PM				Saturday 3PM-7PM			
	AQH (00)	Cume (00)	AQH Rtg	AQH Shr	AQH (00)	Cume (00)	AQH Rtg	AQH Shr	AQH (00)	Cume (00)	AQH Rtg	AQH Shr	AQH (00)	Cume (00)	AQH Rtg	AQH Shr	AQH (00)	Cume (00)	AQH Rtg	AQH Shr
KABC-AM																				
SP '02	24	296	.1	.6	13	179	.1	.7					30	93	.2	1.0	6	25		.3
4-Book	22	279	.1	.6	7	94		.4	5	13	.1	.2	14	44	.1	.5	4	22		.2
KBIG-FM																				
SP '02	98	1177	.6	2.5	44	574	.3	2.3	42	91	.2	1.9	104	229	.6	3.4	58	126	.3	2.5
4-Book	88	1184	.5	2.2	43	644	.3	2.2	39	123	.2	1.8	92	269	.5	2.9	60	188	.4	2.5
KBLA-AM																				
SP '02	46	305	.3	1.2	21	180	.1	1.1					37	60	.2	1.2	25	75	.1	1.1
4-Book	55	399	.3	1.4	23	205	.1	1.1	6	12		.3	33	75	.2	1.1	47	100	.3	1.9
KBUA-FM																				
SP '02	30	238	.2	.8	15	139	.1	.8	19	44	.1	.9	17	68	.1	.6	29	68	.2	1.2
4-Book	28	173	.2	.8	17	111	.1	.9	23	47	.1	1.0	24	56	.2	.8	19	44	.1	.8
KBUE-FM																				
SP '02	191	1269	1.1	4.9	97	732	.6	5.0	123	242	.7	5.5	129	304	.8	4.2	111	269	.7	4.7
4-Book	151	1321	.9	3.9	87	803	.5	4.4	110	241	.7	4.9	141	307	.8	4.4	111	292	.7	4.6
KCBS-FM																				
SP '02	68	1367	.4	1.7	43	700	.3	2.2	29	119	.2	1.3	45	214	.3	1.5	91	281	.5	3.9
4-Book	84	1301	.5	2.2	40	665	.3	2.1	37	113	.2	1.6	68	274	.4	2.1	60	217	.3	2.5
KDIS-AM																				
SP '02	6	149		.2	2	57		.1	3	15		.1	2	15		.1	3	27		.1
4-Book	**	**	**	**	**	**	**	**	**	**	**	**	**	**	**	**	**	**	**	**
KFI -AM																				
SP '02	23	381	.1	.6	8	200		.4	11	44	.1	.5	2	20		.1	4	20		.2
4-Book	49	500	.3	1.3	16	230	.1	.8	25	78	.2	1.2	17	64	.1	.6	12	40	.1	.5
KFSH-FM																				
SP '02	12	171	.1	.3	9	166	.1	.5	6	29		.3	10	44	.1	.3	15	60	.1	.6
4-Book	16	238	.1	.4	8	166	.1	.4	5	33		.2	10	55	.1	.3	8	39	.1	.3
KFWB-AM																				
SP '02	22	406	.1	.6	7	162		.4	20	44	.1	.9	1	16			1	15		
4-Book	27	484	.2	.7	9	247	.1	.5	13	67	.1	.6	11	73	.1	.3	7	36		.3
+KHHT-FM																				
SP '02	96	1291	.6	2.5	52	749	.3	2.7	15	57	.1	.7	78	237	.5	2.6	77	291	.5	3.3
4-Book	88	1277	.5	2.3	65	856	.4	3.3	53	149	.3	2.4	94	285	.6	3.0	83	267	.5	3.4
KHJ -AM																				
SP '02	24	376	.1	.6	13	131	.1	.7	11	30	.1	.5	33	58	.2	1.1	26	59	.2	1.1
4-Book	29	314	.2	.8	12	115	.1	.6	21	45	.1	.9	26	52	.2	.8	17	47	.1	.7
KIIS-FM																				
SP '02	133	2588	.8	3.4	84	1547	.5	4.3	84	278	.5	3.8	105	483	.6	3.4	88	431	.5	3.7
4-Book	155	2606	.9	3.9	81	1540	.5	4.1	77	280	.5	3.4	122	557	.7	3.8	93	369	.5	3.8
KVVS-FM																				
SP '02	9	100	.1	.2	5	46		.3	4	34		.2	12	46	.1	.4	18	46	.1	.8
4-Book	4	66		.1	5	33		.3	4	19		.2	10	23	.1	.3	10	19	.1	.4
KJLH-FM																				
SP '02	15	299	.1	.4	13	230	.1	.7	5	21		.2	6	30		.2	7	41		.3
4-Book	24	330	.2	.6	29	286	.2	1.5	13	48	.1	.6	29	78	.2	.9	26	57	.2	1.1
KKBT-FM																				
SP '02	155	2154	.9	4.0	80	1381	.5	4.1	71	228	.4	3.2	114	544	.7	3.7	99	367	.6	4.2
4-Book	184	2292	1.1	4.7	92	1330	.5	4.7	97	279	.5	4.3	134	503	.8	4.2	122	394	.7	5.0
KKLA-FM																				
SP '02	2	79		.1	2	50		.1									3	17		.1
4-Book	9	119	.1	.3	2	33		.1					2	4		.1	3	8		.1

Target Listener Estimates - Men 18-34

** Station(s) not reported this survey.

* Listener estimates adjusted for reported broadcast schedule.

+ Station(s) changed call letters - see Page 13.

4-Book: Avg. of current and previous 3 surveys.
2-Book: Avg. of most recent 2 surveys.

Target Listener Estimates

Men 18-34

	Monday-Friday 6AM-7PM				Weekend 6AM-MID				Saturday 6AM-10AM				Saturday 10AM-3PM				Saturday 3PM-7PM			
	AQH (00)	Cume (00)	AQH Rtg	AQH Shr	AQH (00)	Cume (00)	AQH Rtg	AQH Shr	AQH (00)	Cume (00)	AQH Rtg	AQH Shr	AQH (00)	Cume (00)	AQH Rtg	AQH Shr	AQH (00)	Cume (00)	AQH Rtg	AQH Shr
KLAC-AM																				
SP '02	16	346	.1	.4	22	346	.1	1.1					2	15	.1	.1	14	27	.1	.6
4-Book	12	232	.1	.3	11	170	.1	.6	8	11	.1	.4	9	28	.1	.3	11	29	.1	.4
KLAX-FM																				
SP '02	168	1396	1.0	4.3	122	1186	.7	6.3	117	289	.7	5.2	198	387	1.2	6.5	131	345	.8	5.6
4-Book	151	1476	.9	3.9	103	1060	.6	5.2	121	308	.7	5.3	177	427	1.0	5.5	134	349	.8	5.5
KLOS-FM																				
SP '02	123	1524	.7	3.1	57	952	.3	2.9	69	257	.4	3.1	57	266	.3	1.9	74	231	.4	3.1
4-Book	121	1549	.7	3.1	50	853	.3	2.5	54	186	.3	2.4	81	305	.5	2.6	71	263	.4	2.9
KLSX-FM																				
SP '02	251	1650	1.5	6.4	18	329	.1	.9	25	89	.1	1.1	37	106	.2	1.2	34	118	.2	1.4
4-Book	248	1731	1.4	6.3	26	360	.1	1.3	48	105	.3	2.1	34	98	.2	1.1	35	110	.2	1.4
KLTX-AM																				
SP '02	33	181	.2	.8	27	149	.2	1.4	46	105	.3	2.1	57	106	.3	1.9	28	45	.2	1.2
4-Book	31	155	.2	.8	18	130	.1	.9	33	77	.2	1.5	29	68	.2	1.0	12	33	.1	.5
KLVE-FM																				
SP '02	120	1383	.7	3.1	75	850	.4	3.9	102	214	.6	4.6	135	298	.8	4.4	42	138	.2	1.8
4-Book	125	1548	.7	3.2	81	962	.4	4.1	102	240	.6	4.6	125	312	.7	3.9	64	171	.4	2.6
KLYY-FM																				
SP '02	37	817	.2	.9	31	544	.2	1.6	6	31	.1	.3	47	218	.3	1.5	42	182	.2	1.8
4-Book	55	873	.3	1.4	33	514	.2	1.7	21	83	.1	.9	55	198	.3	1.7	41	178	.2	1.7
KMXN-FM																				
SP '02	25	237	.1	.6	5	104	.1	.3	2	15	.1	.1	6	29	.1	.2	**	**	**	**
4-Book	**	**	**	**	**	**	**	**	**	**	**	**	**	**	**	**	**	**	**	**
KMZT-FM																				
SP '02	3	133	.1	.1	5	118	.1	.3					3	17	.1	.1	10	30	.1	.4
4-Book	16	318	.1	.4	10	199	.1	.5	10	31	.1	.4	13	42	.1	.4	15	61	.1	.6
KNX -AM																				
SP '02	26	508	.2	.7	12	246	.1	.6	7	37	.1	.3	18	57	.1	.6	22	55	.1	.9
4-Book	29	601	.2	.7	11	273	.1	.6	15	74	.1	.7	16	64	.1	.5	15	57	.1	.6
KOST-FM																				
SP '02	112	1101	.7	2.9	53	677	.3	2.7	95	249	.6	4.3	79	258	.5	2.6	62	186	.4	2.6
4-Book	93	1177	.6	2.4	46	671	.3	2.3	56	166	.3	2.5	63	237	.4	2.0	54	172	.3	2.2
KPLS-AM																				
SP '02	3	51	.1	.1	**	**	**	**	**	**	**	**	**	**	**	**	**	**	**	**
4-Book	**	**	**	**	**	**	**	**	**	**	**	**	**	**	**	**	**	**	**	**
KPWR-FM																				
SP '02	366	3891	2.2	9.4	198	2709	1.2	10.2	189	572	1.1	8.5	382	1359	2.3	12.5	295	1040	1.7	12.5
4-Book	350	4170	2.1	8.9	184	2663	1.1	9.4	167	594	1.0	7.4	329	1204	1.9	10.2	279	921	1.6	11.5
KRCB-FM																				
SP '02	22	256	.1	.6	5	104	.1	.3	10	47	.1	.4	5	32	.1	.2	9	32	.1	.4
4-Book	20	243	.1	.5	9	117	.1	.5	15	44	.1	.7	12	40	.1	.4	12	33	.1	.5
KRCV-FM																				
SP '02	19	266	.1	.5	10	87	.1	.5	12	43	.1	.5	16	45	.1	.5	15	15	.1	.6
4-Book	17	263	.1	.4	10	124	.1	.5	13	46	.1	.6	11	41	.1	.4	9	18	.1	.4
KRLA-AM																				
SP '02	3	30	.1	.1		7														
4-Book	9	106	.1	.2	1	7														
+KRLH-AM																				
SP '02	**	**	**	**	**	**	**	**	**	**	**	**	**	**	**	**	**	**	**	**
4-Book	**	**	**	**	**	**	**	**	**	**	**	**	**	**	**	**	**	**	**	**

** Station(s) not reported this survey.

* Listener estimates adjusted for reported broadcast schedule.

+ Station(s) changed call letters - see Page 13.

4-Book: Avg. of current and previous 3 surveys.
2-Book: Avg. of most recent 2 surveys.

Target Listener Estimates

Men 18-34																				
Saturday 7PM-MID				Sunday 6AM-10AM				Sunday 10AM-3PM				Sunday 3PM-7PM				Sunday 7PM-MID				
AQH (00)	Cume (00)	AQH Rtg	AQH Shr	AQH (00)	Cume (00)	AQH Rtg	AQH Shr	AQH (00)	Cume (00)	AQH Rtg	AQH Shr	AQH (00)	Cume (00)	AQH Rtg	AQH Shr	AQH (00)	Cume (00)	AQH Rtg	AQH Shr	
KABC-AM																				
SP '02	10	25	.1	.6	17	47	.1	1.4	9	33	.1	.4	12	56	.1	.7	14	46	.1	1.3
4-Book	6	13	.1	.4	9	29	.1	.7	4	19	.2	.2	5	17	.3	.3	4	12	.1	.3
KBIG-FM																				
SP '02	49	131	.3	3.1	30	131	.2	2.4	38	90	.2	1.8	13	61	.1	.7	10	60	.1	.9
4-Book	46	179	.3	3.0	25	102	.2	1.9	37	109	.2	1.8	28	116	.2	1.7	15	89	.1	1.4
KBLA-AM																				
SP '02	18	29	.1	1.1	4	15	.3		25	45	.1	1.2	47	76	.3	2.6	9	29	.1	.8
4-Book	13	38	.1	.8	5	18	.4		30	70	.2	1.4	42	69	.3	2.3	9	21	.1	.8
KBUA-FM																				
SP '02	8	39		.5	9	31	.1	.7	34	58	.2	1.6	2	17		.1				
4-Book	7	27		.5	17	37	.1	1.3	32	57	.2	1.4	12	25	.1	.7	3	3		.3
KBUE-FM																				
SP '02	54	121	.3	3.4	73	137	.4	5.9	95	270	.6	4.5	144	324	.9	7.8	61	177	.4	5.6
4-Book	53	161	.3	3.4	57	132	.3	4.4	108	270	.6	5.0	82	205	.5	4.6	38	136	.2	3.5
KCBS-FM																				
SP '02	42	78	.2	2.7	3	33	.2		38	188	.2	1.8	71	170	.4	3.9	30	103	.2	2.8
4-Book	34	120	.2	2.2	23	72	.1	1.8	35	149	.2	1.6	41	149	.3	2.4	25	87	.2	2.3
KDIS-AM																				
SP '02					4	15		.3	2	15		.1	2	12		.1				
4-Book	**	**	**	**	**	**	**	**	**	**	**	**	**	**	**	**	**	**	**	**
KFI -AM																				
SP '02	6	33		.4	2	14		.2	15	95	.1	.7	11	36	.1	.6	16	66	.1	1.5
4-Book	12	38	.1	.8	15	50	.1	1.2	20	77	.1	.9	11	47	.1	.6	14	49	.1	1.3
KFSH-FM																				
SP '02	15	58	.1	1.0	9	62	.1	.7	14	91	.1	.7	1	16		.1	3	45		.3
4-Book	9	47		.6	8	45	.1	.7	11	67	.1	.5	7	27		.4	4	33		.4
KFWB-AM																				
SP '02	10	56	.1	.6	6	29		.5	9	42	.1	.4	8	31		.4	4	30		.4
4-Book	6	37		.4	8	41	.1	.6	14	61	.1	.6	11	56	.1	.6	6	42		.6
+KHHT-FM																				
SP '02	48	161	.3	3.1	28	71	.2	2.3	42	182	.2	2.0	48	171	.3	2.6	70	184	.4	6.4
4-Book	58	186	.4	3.8	33	85	.2	2.6	53	175	.3	2.4	65	199	.4	3.7	77	202	.5	7.3
KHJ -AM																				
SP '02					14	44	.1	1.1	18	29	.1	.8	4	14		.2				
4-Book	5	19	.1	.3	11	34	.1	.8	10	21	.1	.5	4	10		.3	3	6		.3
KIIS-FM																				
SP '02	75	271	.4	4.8	54	216	.3	4.4	131	533	.8	6.2	90	314	.5	4.9	43	223	.3	4.0
4-Book	61	287	.3	3.9	46	195	.3	3.5	124	483	.7	5.7	78	328	.5	4.4	43	226	.3	4.1
KVVS-FM																				
SP '02	4	12		.3																
4-Book	3	6		.2	2	4		.2	5	7		.2	4	7		.3				
KJLH-FM																				
SP '02					32	105	.2	2.6	30	120	.2	1.4	28	45	.2	1.5	3	17		.3
4-Book	17	57	.1	1.1	40	94	.3	3.0	52	127	.3	2.3	31	68	.2	1.8	20	50	.1	1.8
KKBT-FM																				
SP '02	73	293	.4	4.7	51	162	.3	4.1	77	293	.5	3.6	69	279	.4	3.7	79	272	.5	7.3
4-Book	70	302	.4	4.6	50	143	.3	3.8	85	295	.5	3.9	95	315	.6	5.4	80	280	.5	7.5
KKLA-FM																				
SP '02	2	17		.1	4	17		.3	7	17		.3	4	34		.2				
4-Book	4	8		.2	3	9		.2	3	15		.1	2	12		.1	2	7		.2

** Station(s) not reported this survey.

* Listener estimates adjusted for reported broadcast schedule.

+ Station(s) changed call letters - see Page 13.

4-Book: Avg. of current and previous 3 surveys.
2-Book: Avg. of most recent 2 surveys.

Target Listener Estimates

Men 18-34

Target Listener Estimates - Men 18-34

	Saturday 7PM-MID				Sunday 6AM-10AM				Sunday 10AM-3PM				Sunday 3PM-7PM				Sunday 7PM-MID				
	AQH (00)	Cume (00)	AQH Rtg	AQH Shr	AQH (00)	Cume (00)	AQH Rtg	AQH Shr	AQH (00)	Cume (00)	AQH Rtg	AQH Shr	AQH (00)	Cume (00)	AQH Rtg	AQH Shr	AQH (00)	Cume (00)	AQH Rtg	AQH Shr	
KLAC-AM																					
SP '02	6	15	.4		4	14	.3		33	141	.2	1.6	117	290	.7	6.4	10	48	.1	.9	
4-Book	3	21	.2		6	11	.4		16	59	.1	.7	34	88	.2	1.8	3	15		.3	
KLAX-FM																					
SP '02	124	239	.7	7.9	51	120	.3	4.1	149	412	.9	7.0	133	269	.8	7.2	64	146	.4	5.9	
4-Book	90	226	.5	5.8	63	160	.4	4.8	96	273	.6	4.4	93	241	.6	5.2	51	145	.3	4.7	
KLOS-FM																					
SP '02	53	185	.3	3.4	37	103	.2	3.0	58	227	.3	2.7	90	256	.5	4.9	28	214	.2	2.6	
4-Book	35	157	.2	2.3	23	62	.1	1.8	62	218	.4	2.8	58	206	.3	3.2	21	126	.1	2.0	
KLSX-FM																					
SP '02	2	16	.1		26	83	.2	2.1	16	80	.1	.8	5	15		.3	5	31		.5	
4-Book	5	26	.3		33	88	.2	2.5	31	107	.2	1.4	28	63	.2	1.6	5	29		.5	
KLTX-AM																					
SP '02	9	15	.1	.6	24	60	.1	1.9	41	74	.2	1.9	7	30		.4	5	15		.5	
4-Book	12	36	.1	.8	19	53	.1	1.5	22	65	.1	1.0	11	36	.1	.6	8	29		.7	
KLVE-FM																					
SP '02	57	239	.3	3.6	49	148	.3	4.0	99	270	.6	4.7	73	168	.4	4.0	33	86	.2	3.0	
4-Book	92	266	.5	6.0	68	169	.4	5.3	98	257	.6	4.5	57	154	.3	3.2	33	110	.2	3.0	
KLYY-FM																					
SP '02	35	123	.2	2.2	4	15		.3	50	211	.3	2.4	29	76	.2	1.6	29	131	.2	2.7	
4-Book	28	100	.2	1.8	16	51	.1	1.2	48	168	.3	2.2	30	102	.2	1.7	22	88	.1	2.1	
KMXN-FM																					
SP '02	5	45	.3		2	14		.2	12	29	.1	.6	8	17		.4	**	**	**	**	
4-Book	**	**	**	**	**	**	**	**	**	**	**	**	**	**	**	**	**	**	**	**	**
KMZT-FM																					
SP '02	2	21	.1		5	13		.4	19	49	.1	.9	7	23	.1	.4	5	17		.5	
4-Book	6	36	.1	.4	5	13		.4	15	70	.1	.7	7	23	.1	.4	7	28		.7	
KNX -AM																					
SP '02	15	47	.1	1.0	2	14		.2	14	76	.1	.7	7	59		.4	9	62	.1	.8	
4-Book	12	56	.1	.8	8	31	.1	.6	6	36		.3	10	40		.6	6	38	.1	.6	
KOST-FM																					
SP '02	57	151	.3	3.6	33	97	.2	2.7	39	130	.2	1.8	34	72	.2	1.8	29	147	.2	2.7	
4-Book	46	156	.3	3.0	35	93	.2	2.7	37	125	.2	1.6	43	131	.2	2.4	37	155	.2	3.5	
KPLS-AM																					
SP '02	**	**	**	**	**	**	**	**	**	**	**	**	**	**	**	**	**	**	**	**	
4-Book	**	**	**	**	**	**	**	**	**	**	**	**	**	**	**	**	**	**	**	**	
KPWR-FM																					
SP '02	202	696	1.2	12.9	107	362	.6	8.7	174	712	1.0	8.2	140	504	.8	7.6	84	373	.5	7.7	
4-Book	195	710	1.1	12.8	95	325	.5	7.3	157	621	.9	7.2	155	557	.9	8.8	90	351	.5	8.4	
KRCD-FM																					
SP '02	3	15	.2		4	13		.2	4	13		.2	5	27		.3	5	30		.5	
4-Book	6	21	.4		7	20	.1	.3	4	22	.1	.3	4	22		.3	6	18		.5	
KRCV-FM																					
SP '02	8	26	.5		8	13		.6	20	57	.1	.9	8	16		.4	1	4		.1	
4-Book	8	26	.5		7	18		.6	18	51	.1	.8	12	29	.1	.7	1	4		.1	
KRLA-AM																					
SP '02									1	4			2	3		.1	1	3		.1	
4-Book																					
+KRLH-AM																					
SP '02	**	**	**	**	**	**	**	**	**	**	**	**	**	**	**	**	**	**	**	**	
4-Book	**	**	**	**	**	**	**	**	**	**	**	**	**	**	**	**	**	**	**	**	

** Station(s) not reported this survey.

* Listener estimates adjusted for reported broadcast schedule.

+ Station(s) changed call letters - see Page 13.

4-Book: Avg. of current and previous 3 surveys.
2-Book: Avg. of most recent 2 surveys.

Target Listener Estimates

		Men 18-34																				
		Saturday 7PM-MID				Sunday 6AM-10AM				Sunday 10AM-3PM				Sunday 3PM-7PM				Sunday 7PM-MID				
		AQH (00)	Cume (00)	AQH Rtg	AQH Shr	AQH (00)	Cume (00)	AQH Rtg	AQH Shr	AQH (00)	Cume (00)	AQH Rtg	AQH Shr	AQH (00)	Cume (00)	AQH Rtg	AQH Shr	AQH (00)	Cume (00)	AQH Rtg	AQH Shr	
KROQ-FM	SP '02	138	529	.8	8.8	72	333	.4	5.8	167	571	1.0	7.9	164	593	1.0	8.9	145	581	.9	13.3	
	4-Book	165	643	1.0	10.6	94	322	.6	7.2	255	842	1.5	11.6	171	598	1.0	9.7	143	567	.9	13.2	
KRTH-FM	SP '02	12	52	.1	.8	25	50	.1	2.0	29	99	.2	1.4	17	46	.1	.9	27	67	.2	2.5	
	4-Book	30	79	.2	2.0	24	64	.1	1.8	36	135	.2	1.7	27	90	.2	1.6	10	43	.1	.9	
KSCA-FM	SP '02	40	119	.2	2.6	116	218	.7	9.4	76	195	.4	3.6	56	191	.3	3.0	39	103	.2	3.6	
	4-Book	32	92	.2	2.1	91	223	.5	7.1	76	216	.4	3.4	56	163	.3	3.2	23	78	.1	2.2	
KSPN-AM	SP '02	5	32	.3	.3					16	65	.1	.8	13	25	.1	.7	4	16	.4	.4	
	4-Book	**	**	**	**	**	**	**	**	**	**	**	**	**	**	**	**	**	**	**	**	**
KSSC-FM	SP '02	14	36	.1	.9	6	14	.5	.5	9	42	.1	.4	3	30	.1	.2					
	4-Book	10	37	.1	.7	3	11	.2	.2	19	42	.1	.9	13	56	.1	.8	2	7		.1	
KSSE-FM	SP '02	28	98	.2	1.8	45	89	.3	3.7	45	153	.3	2.1	2	16	.1	.1	7	47	.6	.6	
	4-Book	28	88	.2	1.8	36	103	.2	2.8	43	152	.3	2.0	25	64	.2	1.4	24	88	.1	2.2	
KTNQ-AM	SP '02	9	30	.1	.6					5	13	.2	.2									
	4-Book	12	32	.1	.8	2	7	.2	.2	6	17	.3	.3	3	9	.2	.2	3	15	.3	.3	
KTWV-FM	SP '02	3	16	.2	.2	7	14	.6	.6	11	46	.1	.5	9	28	.1	.5	1	14	.1	.1	
	4-Book	11	30	.1	.7	17	38	.1	1.3	23	78	.1	1.0	10	34	.1	.6	9	29	.1	.9	
KWIZ-FM	SP '02	34	144	.2	2.2	2	16	.2	.2	11	62	.1	.5	65	163	.4	3.5	29	121	.2	2.7	
	4-Book	35	116	.2	2.2	19	55	.1	1.4	32	87	.2	1.5	32	100	.2	1.9	31	88	.2	2.9	
KWKW-AM	SP '02	6	15	.4	.4													13	32	.1	1.2	
	4-Book	2	4	.1	.1	1	4	.1	.1	7	21	.3	.3	1	4	.1	.1	4	12	.4	.4	
KWVE-FM	SP '02	8	15	.5	.5	18	80	.1	1.5	1	17							4	11		.3	
	4-Book	7	13	.4	.4	13	48	.1	1.0	8	31	.3	.3	5	19	.3	.3	4	11		.3	
KXOL-FM	SP '02	48	128	.3	3.1	64	148	.4	5.2	83	179	.5	3.9	60	136	.4	3.3	26	91	.2	2.4	
	4-Book	36	133	.2	2.4	69	185	.4	5.3	87	223	.5	4.0	59	170	.4	3.3	24	86	.2	2.2	
KXTA-AM	SP '02	10	64	.1	.6	2	14	.2	.2	18	94	.1	.8	12	43	.1	.7	3	21	.3	.3	
	4-Book	7	31	.1	.4	1	8	.1	.1	11	57	.1	.5	11	31	.1	.6	3	16	.3	.3	
KYSR-FM	SP '02	31	167	.2	2.0	29	177	.2	2.4	87	381	.5	4.1	57	200	.3	3.1	21	94	.1	1.9	
	4-Book	38	193	.3	2.5	27	135	.2	2.1	56	288	.3	2.6	44	220	.3	2.5	26	138	.2	2.5	
KZLA-FM	SP '02	16	55	.1	1.0	15	92	.1	1.2	43	104	.3	2.0	7	45	.4	.4	11	55	.1	1.0	
	4-Book	25	87	.1	1.7	24	91	.2	1.9	48	124	.3	2.2	29	93	.2	1.7	15	44	.1	1.5	
KGGI-FM	SP '02	33	70	.2	2.1	2	16	.2	.2	1	13	.2	.2									
	4-Book	**	**	**	**	**	**	**	**	**	**	**	**	**	**	**	**	**	**	**	**	**
XTRA-AM	SP '02					10	32	.1	.8	2	15	.1	.8	14	29	.1	.8					
	4-Book	4	10	.2	.2	9	35	.1	.7	7	39	.3	.3	11	35	.1	.6		7			
TOTALS	SP '02	1566	4396	9.3		1232	3350	7.3		2124	5656	12.6		1841	4522	10.9		1087	3524	6.4		
	4-Book	1545	4638	8.9		1300	3543	7.5		2192	5829	12.7		1766	4620	10.2		1075	3416	6.2		

** Station(s) not reported this survey.

* Listener estimates adjusted for reported broadcast schedule.

+ Station(s) changed call letters - see Page 13.

4-Book: Avg. of current and previous 3 surveys.
2-Book: Avg. of most recent 2 surveys.

Target Listener Trends

Men 18-49																			
Monday-Sunday 6AM-MID				Monday-Friday 6AM-10AM				Monday-Friday 10AM-3PM				Monday-Friday 3PM-7PM				Monday-Friday 7PM-MID			
AQH (00)	Cume (00)	AQH Rtg	AQH Shr	AQH (00)	Cume (00)	AQH Rtg	AQH Shr	AQH (00)	Cume (00)	AQH Rtg	AQH Shr	AQH (00)	Cume (00)	AQH Rtg	AQH Shr	AQH (00)	Cume (00)	AQH Rtg	AQH Shr
KMXN-FM																			
SP '02	25	492	.1	.5	36	240	.1	.4	38	220	.1	.5	39	324	.1	.6	5	181	.2
WI '02	**	**	**	**	**	**	**	**	**	**	**	**	**	**	**	**	**	**	**
FA '01	**	**	**	**	**	**	**	**	**	**	**	**	**	**	**	**	**	**	**
SU '01	**	**	**	**	**	**	**	**	**	**	**	**	**	**	**	**	**	**	**
4-Book	**	**	**	**	**	**	**	**	**	**	**	**	**	**	**	**	**	**	**
SP '01	21	470	.1	.4	27	280	.1	.3	37	272	.1	.5	26	288	.1	.4	9	152	.3
KMZT-FM																			
SP '02	32	997	.1	.6	45	324	.1	.6	44	334	.1	.6	45	383	.1	.7	21	358	.1
WI '02	44	1001	.1	.8	57	439	.2	.7	66	292	.2	.9	52	491	.2	.8	23	331	.1
FA '01	40	986	.1	.7	41	370	.1	.5	62	384	.2	.8	44	388	.1	.6	34	309	.1
SU '01	29	939	.1	.5	23	330	.1	.3	45	450	.1	.6	47	504	.1	.7	25	371	.1
4-Book	36	981	.1	.7	42	366	.1	.5	54	365	.2	.7	47	442	.1	.7	26	342	.1
SP '01	32	1052	.1	.6	36	404	.1	.4	36	278	.1	.4	52	502	.2	.7	20	264	.1
KNX -AM																			
SP '02	83	2572	.3	1.6	168	1367	.5	2.1	120	1259	.4	1.6	92	1186	.3	1.4	42	628	.1
WI '02	92	2411	.3	1.7	186	1454	.6	2.3	92	976	.3	1.2	123	1313	.4	1.8	51	573	.2
FA '01	101	2936	.3	1.8	201	1860	.6	2.4	114	1138	.4	1.5	141	1525	.4	2.0	43	619	.1
SU '01	103	2678	.3	1.9	193	1603	.6	2.3	124	1226	.4	1.6	137	1443	.4	2.0	59	870	.2
4-Book	95	2649	.3	1.8	187	1571	.6	2.3	113	1150	.4	1.5	123	1367	.4	1.8	49	673	.2
SP '01	69	2298	.2	1.2	146	1260	.4	1.7	56	769	.2	.7	116	1292	.4	1.6	52	528	.2
KOST-FM																			
SP '02	139	2762	.4	2.6	146	1066	.5	1.8	205	1163	.7	2.7	186	1221	.6	2.9	109	1061	.4
WI '02	145	2855	.5	2.7	139	988	.4	1.8	240	1305	.8	3.2	196	1375	.6	2.9	89	1007	.3
FA '01	143	2990	.4	2.6	166	1188	.5	2.0	205	1263	.6	2.7	166	1394	.5	2.4	100	1151	.3
SU '01	119	3092	.4	2.1	140	1246	.4	1.7	198	1543	.6	2.6	118	1342	.4	1.7	71	841	.2
4-Book	137	2925	.4	2.5	148	1122	.5	1.8	212	1319	.7	2.8	167	1333	.5	2.5	92	1015	.3
SP '01	149	3073	.5	2.6	177	1152	.5	2.0	242	1375	.7	3.0	196	1319	.6	2.8	94	1037	.3
KPLS-AM																			
SP '02	7	210	.1	.1	2	16	.1	.1	17	103	.1	.2	19	93	.1	.3	2	43	.1
WI '02	**	**	**	**	**	**	**	**	**	**	**	**	**	**	**	**	**	**	**
FA '01	**	**	**	**	**	**	**	**	**	**	**	**	**	**	**	**	**	**	**
SU '01	**	**	**	**	**	**	**	**	**	**	**	**	**	**	**	**	**	**	**
4-Book	**	**	**	**	**	**	**	**	**	**	**	**	**	**	**	**	**	**	**
SP '01	**	**	**	**	**	**	**	**	**	**	**	**	**	**	**	**	**	**	**
KPWR-FM																			
SP '02	324	5419	1.0	6.1	461	2574	1.5	5.7	350	2760	1.1	4.7	450	3052	1.4	6.9	214	1913	.7
WI '02	321	5902	1.0	6.0	414	2831	1.3	5.2	435	3296	1.4	5.8	393	3239	1.3	5.8	199	2196	.6
FA '01	235	5157	.7	4.2	329	2432	1.0	3.9	319	2830	1.0	4.1	295	2746	.9	4.3	123	1593	.4
SU '01	322	5734	1.0	5.8	469	2852	1.4	5.7	412	3073	1.3	5.3	421	3519	1.3	6.2	178	2002	.5
4-Book	301	5553	.9	5.5	418	2672	1.3	5.1	379	2990	1.2	5.0	390	3139	1.2	5.8	179	1926	.6
SP '01	330	5752	1.0	5.7	513	2954	1.6	5.9	412	2957	1.3	5.1	422	3171	1.3	5.9	180	1958	.5
KRCD-FM																			
SP '02	32	627	.1	.6	49	287	.2	.6	53	339	.2	.7	47	302	.2	.7	11	233	.4
WI '02	42	813	.1	.8	48	389	.2	.6	60	338	.2	.8	62	333	.2	.9	19	277	.1
FA '01	27	434	.1	.5	43	171	.1	.5	44	194	.1	.6	31	227	.1	.5	10	133	.4
SU '01	46	603	.1	.8	47	260	.1	.6	62	324	.2	.8	72	356	.2	1.1	33	223	.1
4-Book	37	619	.1	.7	47	277	.2	.6	55	299	.2	.7	53	305	.2	.8	18	217	.1
SP '01	24	520	.1	.4	34	142	.1	.4	24	276	.1	.3	18	161	.1	.3	13	155	.4
KRCV-FM																			
SP '02	40	594	.1	.7	51	213	.2	.6	55	316	.2	.7	62	393	.2	1.0	24	192	.1
WI '02	45	660	.1	.8	72	383	.2	.9	65	297	.2	.9	62	349	.2	.9	13	188	.5
FA '01	29	568	.1	.5	47	365	.1	.6	43	305	.1	.6	39	315	.1	.6	8	153	.3
SU '01	30	708	.1	.5	33	322	.1	.4	36	319	.1	.5	27	296	.1	.4	24	230	.1
4-Book	36	633	.1	.6	51	321	.2	.6	50	309	.2	.7	48	338	.2	.7	17	191	.1
SP '01	35	451	.1	.6	46	264	.1	.5	51	198	.2	.6	48	189	.1	.7	26	118	.1

** Station(s) not reported this survey.

* Listener estimates adjusted for reported broadcast schedule.

+ Station(s) changed call letters - see Page 13.

4-Book: Avg. of current and previous 3 surveys.
2-Book: Avg. of most recent 2 surveys.

Target Listener Trends

Target Listener Trends - Men 18-49

Men 18-49																				
Monday-Sunday 6AM-MID				Monday-Friday 6AM-10AM				Monday-Friday 10AM-3PM				Monday-Friday 3PM-7PM				Monday-Friday 7PM-MID				
AQH (00)	Cume (00)	AQH Rtg	AQH Shr	AQH (00)	Cume (00)	AQH Rtg	AQH Shr	AQH (00)	Cume (00)	AQH Rtg	AQH Shr	AQH (00)	Cume (00)	AQH Rtg	AQH Shr	AQH (00)	Cume (00)	AQH Rtg	AQH Shr	
KZLA-FM																				
SP '02	79	1460	.3	1.5	117	739	.4	1.5	127	797	.4	1.7	102	801	.3	1.6	21	325	.1	.8
WI '02	84	1326	.3	1.6	118	651	.4	1.5	106	553	.3	1.4	113	806	.4	1.7	33	384	.1	1.3
FA '01	69	1413	.2	1.2	76	611	.2	.9	83	682	.3	1.1	109	837	.3	1.6	37	529	.1	1.4
SU '01	90	1640	.3	1.6	95	836	.3	1.2	118	838	.4	1.5	111	929	.3	1.6	55	501	.2	1.9
4-Book	81	1460	.3	1.5	102	709	.3	1.3	109	718	.4	1.4	109	843	.3	1.6	37	435	.1	1.4
SP '01	83	1561	.3	1.4	95	746	.3	1.1	127	782	.4	1.6	116	803	.4	1.6	47	512	.1	1.6
KGGI-FM																				
SP '02	14	607	.3		14	197	.2		20	211	.1	.3	15	232	.1	.2	8	166	.3	
WI '02	15	639	.3		16	189	.1	.2	20	280	.1	.3	16	262	.1	.2	12	146	.5	
FA '01	**	**	**	**	**	**	**	**	**	**	**	**	**	**	**	**	**	**	**	**
SU '01	19	821	.1	.3	17	267	.1	.2	18	366	.1	.2	21	363	.1	.3	13	167	.5	
4-Book	**	**	**	**	**	**	**	**	**	**	**	**	**	**	**	**	**	**	**	**
SP '01	**	**	**	**	**	**	**	**	**	**	**	**	**	**	**	**	**	**	**	**
XTRA-AM																				
SP '02	47	1052	.2	.9	53	368	.2	.7	106	551	.3	1.4	78	596	.3	1.2	8	156	.3	
WI '02	43	1266	.1	.8	40	506	.1	.5	79	534	.3	1.1	89	789	.3	1.3	7	157	.3	
FA '01	48	1264	.2	.9	68	525	.2	.8	89	644	.3	1.2	76	707	.2	1.1	17	118	.6	
SU '01	57	1465	.2	1.0	75	620	.2	.9	116	660	.4	1.5	95	937	.3	1.4	10	190	.4	
4-Book	49	1262	.2	.9	59	505	.2	.7	98	597	.3	1.3	85	757	.3	1.3	11	155	.4	
SP '01	57	1620	.2	1.0	56	634	.2	.6	88	725	.3	1.1	132	881	.4	1.9	13	284	.4	
TOTALS																				
SP '02	5345	29957	17.2		8056	25330	25.9		7459	22963	24.0		6520	24977	21.0		2775	16938	8.9	
WI '02	5337	29881	17.2		7940	25606	25.6		7447	22604	24.0		6795	24948	21.9		2561	16748	8.2	
FA '01	5532	30794	17.3		8502	26372	26.6		7713	24322	24.1		6884	25691	21.5		2672	17697	8.4	
SU '01	5558	31459	16.9		8233	26750	25.1		7733	24127	23.6		6749	26394	20.6		2847	18312	8.7	
4-Book	5443	30523	17.2		8183	26015	25.8		7588	23504	23.9		6737	25503	21.3		2714	17424	8.6	
SP '01	5777	31803	17.6		8664	27116	26.4		8132	24409	24.8		7117	26344	21.7		3010	18251	9.2	

** Station(s) not reported this survey.

* Listener estimates adjusted for reported broadcast schedule.

+ Station(s) changed call letters - see Page 13.

4-Book: Avg. of current and previous 3 surveys.
2-Book: Avg. of most recent 2 surveys.

Target Listener Estimates

Men 18-49																				
Monday-Friday 6AM-7PM				Weekend 6AM-MID				Saturday 6AM-10AM				Saturday 10AM-3PM				Saturday 3PM-7PM				
AQH (00)	Cume (00)	AQH Rtg	AQH Shr	AQH (00)	Cume (00)	AQH Rtg	AQH Shr	AQH (00)	Cume (00)	AQH Rtg	AQH Shr	AQH (00)	Cume (00)	AQH Rtg	AQH Shr	AQH (00)	Cume (00)	AQH Rtg	AQH Shr	
KABC-AM																				
SP '02	77	1031	.2	1.0	28	531	.1	.8	9	70	.2	57	245	.2	1.0	13	67	.3	.3	
4-Book	109	1095	.4	1.4	29	447	.1	.8	20	94	.5	63	210	.2	1.1	29	102	.1	.7	
KBIG-FM																				
SP '02	220	2388	.7	3.0	101	1345	.3	2.9	64	215	.2	1.6	209	562	.7	3.7	157	439	.5	3.7
4-Book	185	2173	.6	2.5	90	1327	.3	2.5	66	230	.2	1.5	173	557	.6	2.9	127	409	.4	2.9
KBLA-AM																				
SP '02	107	787	.3	1.5	40	386	.1	1.1	21	50	.1	.5	46	83	.1	.8	56	161	.2	1.3
4-Book	133	940	.4	1.8	47	462	.2	1.3	34	84	.1	.8	69	155	.2	1.2	104	222	.3	2.4
KBUA-FM																				
SP '02	49	340	.2	.7	23	206	.1	.7	33	78	.1	.8	31	89	.1	.6	39	89	.1	.9
4-Book	38	268	.2	.5	25	173	.1	.7	38	78	.1	.9	41	95	.2	.7	26	65	.1	.6
KBUE-FM																				
SP '02	248	1730	.8	3.4	124	1057	.4	3.5	159	347	.5	3.9	178	413	.6	3.2	146	363	.5	3.4
4-Book	220	1942	.7	3.0	118	1160	.4	3.3	155	349	.5	3.6	204	459	.7	3.4	147	395	.5	3.3
KCBS-FM																				
SP '02	225	3544	.7	3.1	113	1836	.4	3.2	101	466	.3	2.4	184	746	.6	3.3	231	741	.7	5.5
4-Book	244	3249	.8	3.3	116	1756	.4	3.2	103	388	.3	2.4	208	746	.7	3.5	173	584	.5	4.0
KDIS-AM																				
SP '02	15	369	.2	.2	7	166	.2	.2	9	41	.2	.2	10	55	.2	.2	14	55	.3	.3
4-Book	**	**	**	**	**	**	**	**	**	**	**	**	**	**	**	**	**	**	**	**
KFI -AM																				
SP '02	151	1531	.5	2.1	58	847	.2	1.7	99	333	.3	2.4	67	199	.2	1.2	17	63	.1	.4
4-Book	188	1772	.6	2.5	62	811	.2	1.7	130	341	.4	3.0	76	252	.3	1.3	38	117	.2	.9
KFSH-FM																				
SP '02	36	478	.1	.5	17	332	.1	.5	16	104	.1	.4	18	115	.1	.3	33	139	.1	.8
4-Book	39	525	.1	.5	21	378	.1	.6	17	100	.1	.4	32	158	.1	.5	20	104	.1	.5
KFVB-AM																				
SP '02	78	1629	.3	1.1	29	728	.1	.8	54	179	.2	1.3	42	228	.1	.7	20	160	.1	.5
4-Book	100	1809	.3	1.3	33	782	.1	.9	57	248	.2	1.3	46	240	.2	.8	28	147	.1	.6
+KHHT-FM																				
SP '02	155	2135	.5	2.1	80	1214	.3	2.3	59	210	.2	1.4	118	385	.4	2.1	125	447	.4	3.0
4-Book	157	2074	.5	2.1	110	1358	.4	3.1	104	327	.4	2.4	160	510	.5	2.7	144	455	.5	3.3
KHJ -AM																				
SP '02	72	680	.2	1.0	23	266	.1	.7	27	103	.1	.7	55	112	.2	1.0	43	106	.1	1.0
4-Book	68	677	.2	.9	34	371	.1	1.0	48	126	.2	1.1	60	138	.2	1.0	51	123	.2	1.2
KIIS-FM																				
SP '02	203	3593	.7	2.8	128	2391	.4	3.7	100	363	.3	2.4	217	896	.7	3.9	135	646	.4	3.2
4-Book	236	3707	.8	3.2	127	2288	.4	3.5	128	481	.4	3.0	211	859	.7	3.6	142	559	.4	3.2
KVVS-FM																				
SP '02	12	165	.2	.2	5	61	.1	.1	4	34	.1	.1	12	46	.2	.2	18	46	.1	.4
4-Book	6	101	.1	.1	6	52	.2	.2	4	19	.1	.1	11	27	.2	.2	11	23	.1	.3
KJLH-FM																				
SP '02	67	725	.2	.9	55	582	.2	1.6	39	92	.1	.9	53	155	.2	.9	52	158	.2	1.2
4-Book	64	772	.2	.9	68	650	.2	1.9	39	133	.1	.9	68	209	.2	1.1	62	155	.2	1.4
KKBT-FM																				
SP '02	221	3071	.7	3.0	110	1770	.4	3.1	120	349	.4	2.9	192	732	.6	3.4	140	525	.5	3.3
4-Book	271	3168	.9	3.6	130	1800	.4	3.6	148	415	.5	3.4	202	687	.6	3.4	162	519	.5	3.7
KKLA-FM																				
SP '02	35	490	.1	.5	4	139	.1	.1	3	15	.1	.1	6	33	.1	.1	6	33	.1	.1
4-Book	33	404	.1	.4	6	99	.2	.2	7	26	.2	.2	11	16	.1	.2	10	30	.1	.2

** Station(s) not reported this survey.

* Listener estimates adjusted for reported broadcast schedule.

+ Station(s) changed call letters - see Page 13.

4-Book: Avg. of current and previous 3 surveys.
2-Book: Avg. of most recent 2 surveys.

Target Listener Estimates

Men 18-49

Target Listener Estimates - Men 18-49

	Monday-Friday 6AM-7PM				Weekend 6AM-MID				Saturday 6AM-10AM				Saturday 10AM-3PM				Saturday 3PM-7PM			
	AQH (00)	Cume (00)	AQH Rtg	AQH Shr	AQH (00)	Cume (00)	AQH Rtg	AQH Shr	AQH (00)	Cume (00)	AQH Rtg	AQH Shr	AQH (00)	Cume (00)	AQH Rtg	AQH Shr	AQH (00)	Cume (00)	AQH Rtg	AQH Shr
KLAC-AM																				
SP '02	55	1028	.2	.7	39	751	.1	1.1					11	62	.2	.2	30	71	.1	.7
4-Book	37	656	.1	.5	19	358	.1	.5	8	15	.2	.2	21	76	.1	.4	19	68	.1	.4
KLAX-FM																				
SP '02	271	2247	.9	3.7	180	1674	.6	5.1	204	471	.7	4.9	300	589	1.0	5.3	210	490	.7	5.0
4-Book	227	2282	.7	3.1	149	1587	.5	4.1	181	478	.6	4.2	243	586	.8	4.1	184	485	.6	4.2
KLOS-FM																				
SP '02	294	3455	.9	4.0	115	2021	.4	3.3	152	510	.5	3.7	181	743	.6	3.2	157	502	.5	3.7
4-Book	324	3478	1.0	4.3	128	1898	.4	3.6	150	477	.5	3.5	229	739	.7	3.8	183	612	.6	4.2
KLSX-FM																				
SP '02	439	3065	1.4	6.0	44	850	.1	1.3	44	186	.1	1.1	60	226	.2	1.1	47	197	.2	1.1
4-Book	447	3276	1.4	6.0	54	878	.2	1.5	75	215	.2	1.8	70	249	.2	1.2	66	229	.2	1.5
KLTX-AM																				
SP '02	67	361	.2	.9	53	275	.2	1.5	85	166	.3	2.1	98	170	.3	1.7	52	71	.2	1.2
4-Book	67	320	.2	.9	40	249	.1	1.1	68	142	.2	1.6	63	140	.2	1.0	34	78	.1	.8
KLVE-FM																				
SP '02	216	2435	.7	2.9	124	1552	.4	3.5	204	427	.7	4.9	206	485	.7	3.7	62	214	.2	1.5
4-Book	227	2613	.7	3.0	134	1672	.4	3.7	179	447	.6	4.2	204	535	.7	3.4	106	305	.4	2.4
KLYY-FM																				
SP '02	63	1155	.2	.9	47	702	.2	1.3	22	70	.1	.5	63	273	.2	1.1	53	209	.2	1.3
4-Book	83	1220	.3	1.1	51	732	.2	1.4	36	122	.1	.8	85	293	.3	1.4	69	256	.3	1.6
KMXN-FM																				
SP '02	38	414	.1	.5	17	281	.1	.5	14	46	.3	.3	38	116	.1	.7	18	87	.1	.4
4-Book	**	**	**	**	**	**	**	**	**	**	**	**	**	**	**	**	**	**	**	**
KMZT-FM																				
SP '02	45	656	.1	.6	16	412	.1	.5	10	41	.2	.2	13	84	.2	.2	20	108	.1	.5
4-Book	48	709	.2	.6	22	440	.1	.6	19	68	.1	.4	31	105	.1	.5	24	106	.1	.6
KNX -AM																				
SP '02	126	2208	.4	1.7	35	955	.1	1.0	54	289	.2	1.3	45	238	.1	.8	41	171	.1	1.0
4-Book	139	2309	.5	1.9	48	983	.2	1.3	72	306	.3	1.7	67	291	.2	1.1	61	210	.2	1.4
KOST-FM																				
SP '02	181	2005	.6	2.5	86	1281	.3	2.5	150	415	.5	3.6	136	501	.4	2.4	98	328	.3	2.3
4-Book	178	2193	.6	2.4	92	1314	.3	2.6	114	348	.4	2.7	144	502	.5	2.4	112	367	.4	2.5
KPLS-AM																				
SP '02	13	153	.2	.2	2	43	.1	.1												
4-Book	**	**	**	**	**	**	**	**	**	**	**	**	**	**	**	**	**	**	**	**
KPWR-FM																				
SP '02	415	4592	1.3	5.6	237	3288	.8	6.8	223	710	.7	5.4	442	1592	1.4	7.9	336	1273	1.1	7.9
4-Book	394	4827	1.2	5.3	216	3088	.7	6.0	204	713	.6	4.8	376	1340	1.2	6.3	323	1075	1.0	7.3
KRCD-FM																				
SP '02	50	509	.2	.7	13	217	.4	.4	12	58	.3	.3	17	85	.1	.3	16	56	.1	.4
4-Book	52	490	.2	.7	23	265	.1	.7	21	63	.1	.5	45	125	.2	.8	34	87	.1	.8
KRCV-FM																				
SP '02	56	492	.2	.8	23	282	.1	.7	27	78	.1	.7	32	117	.1	.6	39	86	.1	.9
4-Book	49	535	.2	.7	26	295	.1	.7	38	95	.1	.9	34	117	.1	.6	31	75	.1	.7
KRLA-AM																				
SP '02	14	272	.2	.2	6	88	.2	.2									21	42	.1	.5
4-Book	43	440	.1	.6	5	84	.2	.2	1	4			2	8			9	21	.1	.2
+KRLH-AM																				
SP '02	1	18				18							2	18						
4-Book	**	**	**	**	**	**	**	**	**	**	**	**	**	**	**	**	**	**	**	**

** Station(s) not reported this survey.

* Listener estimates adjusted for reported broadcast schedule.

+ Station(s) changed call letters - see Page 13.

4-Book: Avg. of current and previous 3 surveys.
2-Book: Avg. of most recent 2 surveys.

Target Listener Estimates

Men 18-49

	Saturday 7PM-MID				Sunday 6AM-10AM				Sunday 10AM-3PM				Sunday 3PM-7PM				Sunday 7PM-MID			
	AQH (00)	Cume (00)	AQH Rtg	AQH Shr	AQH (00)	Cume (00)	AQH Rtg	AQH Shr	AQH (00)	Cume (00)	AQH Rtg	AQH Shr	AQH (00)	Cume (00)	AQH Rtg	AQH Shr	AQH (00)	Cume (00)	AQH Rtg	AQH Shr
KABC-AM																				
SP '02	15	52	.6		45	130	.1	1.9	34	123	.1	.8	26	135	.1	.8	19	71	.1	1.1
4-Book	12	29	.5		37	107	.1	1.5	39	128	.1	1.0	23	95	.1	.7	8	36		.4
KBIG-FM																				
SP '02	94	318	.3	3.7	42	251	.1	1.7	135	385	.4	3.3	47	258	.2	1.4	43	194	.1	2.6
4-Book	106	376	.3	4.3	35	183	.1	1.4	94	322	.3	2.3	68	263	.2	2.1	39	182	.1	2.2
KBLA-AM																				
SP '02	42	130	.1	1.7	13	33		.5	35	100	.1	.9	91	176	.3	2.7	19	80	.1	1.1
4-Book	29	104	.1	1.2	16	47	.1	.6	44	121	.2	1.1	71	130	.2	2.1	19	56	.1	1.0
KBUA-FM																				
SP '02	13	51	.5		9	31		.4	48	79	.2	1.2	9	26		.3				
4-Book	11	45	.4		23	48	.1	.9	41	77	.1	1.0	17	37	.1	.5	4	14		.2
KBUE-FM																				
SP '02	81	209	.3	3.2	94	236	.3	3.9	124	365	.4	3.1	162	374	.5	4.8	61	177	.2	3.6
4-Book	70	226	.2	2.8	80	205	.3	3.2	146	399	.5	3.6	103	272	.3	3.2	46	165	.1	2.6
KCBS-FM																				
SP '02	61	229	.2	2.4	31	139	.1	1.3	120	493	.4	3.0	144	446	.5	4.3	41	201	.1	2.4
4-Book	67	292	.2	2.7	65	229	.2	2.5	128	485	.4	3.1	129	429	.4	3.9	55	225	.2	3.1
KDIS-AM																				
SP '02					11	58		.5	7	28		.2	11	38		.3				
4-Book	**	**	**	**	**	**	**	**	**	**	**	**	**	**	**	**	**	**	**	**
KFI -AM																				
SP '02	33	105	.1	1.3	38	191	.1	1.6	112	350	.4	2.8	52	125	.2	1.6	42	182	.1	2.5
4-Book	27	91	.1	1.1	66	228	.2	2.6	88	271	.3	2.1	39	129	.2	1.2	36	129	.1	2.0
KFSH-FM																				
SP '02	15	58	.6		19	170	.1	.8	23	177	.1	.6	6	62		.2	7	60		.4
4-Book	15	75	.1	.6	22	128	.1	.9	28	151	.1	.7	24	90	.1	.8	9	57		.5
KFWB-AM																				
SP '02	23	143	.1	.9	19	136	.1	.8	31	175	.1	.8	32	121	.1	1.0	10	61		.6
4-Book	17	116	.1	.7	34	152	.1	1.3	39	211	.1	1.0	27	139	.1	.8	14	94	.1	.9
+KHHT-FM																				
SP '02	66	203	.2	2.6	45	120	.1	1.9	62	292	.2	1.5	62	260	.2	1.9	100	258	.3	5.9
4-Book	88	289	.3	3.5	65	163	.2	2.6	99	330	.3	2.4	110	339	.4	3.5	107	276	.3	6.2
KHJ -AM																				
SP '02					28	92	.1	1.2	24	68	.1	.6	11	37		.3				
4-Book	16	54	.1	.7	38	100	.1	1.5	34	99	.1	.8	22	47	.1	.7	10	38		.6
KIIS-FM																				
SP '02	111	368	.4	4.4	93	398	.3	3.8	189	780	.6	4.7	113	478	.4	3.4	48	245	.2	2.9
4-Book	87	391	.3	3.5	83	333	.3	3.2	189	712	.6	4.6	112	486	.4	3.5	53	269	.2	3.0
KVVS-FM																				
SP '02	4	12	.2										2	15		.1				
4-Book	3	6	.1		2	8		.1	7	11		.2	6	14		.2				
KJLH-FM																				
SP '02	44	63	.1	1.7	114	242	.4	4.7	62	226	.2	1.5	69	148	.2	2.1	16	70	.1	1.0
4-Book	48	142	.2	1.9	101	224	.3	4.0	102	272	.3	2.5	80	170	.2	2.5	45	111	.2	2.5
KKBT-FM																				
SP '02	79	314	.3	3.1	53	174	.2	2.2	101	398	.3	2.5	89	361	.3	2.7	101	354	.3	6.0
4-Book	93	410	.3	3.8	70	201	.3	2.7	119	397	.4	2.9	134	423	.4	4.2	108	376	.3	6.2
KKLA-FM																				
SP '02	2	17	.1		4	17		.2	10	46		.2	9	62		.3				
4-Book	7	19	.3		5	18		.2	4	28		.1	3	19		.1	3	10		.1

Target Listener Estimates - Men 18-49

** Station(s) not reported this survey.

* Listener estimates adjusted for reported broadcast schedule.

+ Station(s) changed call letters - see Page 13.

4-Book: Avg. of current and previous 3 surveys.
2-Book: Avg. of most recent 2 surveys.

Target Listener Estimates

Men 18-49																				
Saturday 7PM-MID				Sunday 6AM-10AM				Sunday 10AM-3PM				Sunday 3PM-7PM				Sunday 7PM-MID				
AQH (00)	Cume (00)	AQH Rtg	AQH Shr	AQH (00)	Cume (00)	AQH Rtg	AQH Shr	AQH (00)	Cume (00)	AQH Rtg	AQH Shr	AQH (00)	Cume (00)	AQH Rtg	AQH Shr	AQH (00)	Cume (00)	AQH Rtg	AQH Shr	
KLAC-AM																				
SP '02	13	44	.5	4	14	.2	54	262	.2	1.3	194	557	.6	5.8	18	89	.1	1.1		
4-Book	6	36	.3	7	15	.3	25	113	.1	.6	63	187	.2	1.9	9	38		.6		
KLAX-FM																				
SP '02	160	323	.5	94	258	.3	3.9	198	498	.6	4.9	195	381	.6	5.8	77	198	.2	4.6	
4-Book	125	324	.4	110	301	.4	4.3	153	416	.5	3.7	139	352	.4	4.3	58	179	.2	3.3	
KLDS-FM																				
SP '02	80	327	.3	57	180	.2	2.4	105	444	.3	2.6	155	520	.5	4.6	46	307	.1	2.7	
4-Book	74	310	.3	62	220	.2	2.4	142	507	.4	3.5	137	482	.4	4.2	53	276	.2	3.0	
KLSX-FM																				
SP '02	9	43	.4	86	293	.3	3.6	70	259	.2	1.7	21	83	.1	.6	16	61	.1	1.0	
4-Book	14	82	.6	75	235	.3	3.0	76	284	.2	1.8	46	126	.2	1.4	16	80	.1	.9	
KLTX-AM																				
SP '02	22	28	.1	61	150	.2	2.5	69	111	.2	1.7	27	66	.1	.8	13	28		.8	
4-Book	23	61	.1	50	123	.2	2.0	42	108	.1	1.0	23	66	.1	.7	19	58	.1	1.1	
KLVE-FM																				
SP '02	119	364	.4	113	316	.4	4.7	150	443	.5	3.7	90	207	.3	2.7	41	121	.1	2.4	
4-Book	140	408	.5	114	292	.4	4.5	171	463	.6	4.1	92	242	.3	2.8	60	195	.2	3.3	
KLYY-FM																				
SP '02	35	123	.1	10	45	.4	98	313	.3	2.4	54	126	.2	1.6	30	143	.1	1.8		
4-Book	37	141	.1	26	81	.1	1.0	73	236	.3	1.8	49	155	.2	1.5	28	119	.1	1.6	
KMXN-FM																				
SP '02	14	75	.6	8	59	.3	27	87	.1	.7	17	63	.1	.5	2	15		.1		
4-Book	**	**	**	**	**	**	**	**	**	**	**	**	**	**	**	**	**	**	**	**
KMZT-FM																				
SP '02	9	65	.4	7	27	.3	43	144	.1	1.1	7	49	.2	17	81	.1	1.0			
4-Book	13	72	.6	13	56	.1	.5	32	135	.1	.8	20	81	.1	.6	17	74	.1	1.0	
KNX -AM																				
SP '02	25	139	.1	23	116	.1	1.0	32	184	.1	.8	35	125	.1	1.0	28	152	.1	1.7	
4-Book	25	129	.1	43	156	.2	1.7	52	204	.2	1.3	45	152	.1	1.4	25	136	.1	1.4	
KOST-FM																				
SP '02	81	214	.3	45	191	.1	1.9	61	273	.2	1.5	53	189	.2	1.6	61	253	.2	3.6	
4-Book	73	254	.3	67	206	.2	2.6	93	319	.3	2.3	85	270	.3	2.7	53	215	.2	3.0	
KPLS-AM																				
SP '02				3	12	.1	4	16	.1	6	15	.2								
4-Book	**	**	**	**	**	**	**	**	**	**	**	**	**	**	**	**	**	**	**	**
KPWR-FM																				
SP '02	256	841	.8	134	479	.4	5.5	218	859	.7	5.4	169	625	.5	5.0	104	457	.3	6.2	
4-Book	220	794	.7	116	407	.4	4.6	195	726	.6	4.7	185	645	.6	5.7	106	406	.3	6.0	
KRCD-FM																				
SP '02	17	52	.1	9	37	.4	11	39	.3	5	27	.1	15	65	.9					
4-Book	17	50	.1	14	27	.6	18	62	.5	21	57	.1	16	50	.9					
KRCV-FM																				
SP '02	8	23	.3	20	87	.1	.8	40	121	.1	1.0	17	64	.1	.5	4	22		.2	
4-Book	15	66	.6	25	76	.1	1.0	33	89	.1	.8	26	68	.1	.8	4	22		.2	
KRLA-AM																				
SP '02	6	15	.2					2	15		18	59	.1	.5	7	16		.4		
4-Book	5	14	.2					4	23		12	40	.4	7	18		.4			
+KRLH-AM																				
SP '02	**	**	**	**	**	**	**	**	**	**	**	**	**	**	**	**	**	**	**	
4-Book	**	**	**	**	**	**	**	**	**	**	**	**	**	**	**	**	**	**	**	

** Station(s) not reported this survey.

* Listener estimates adjusted for reported broadcast schedule.

+ Station(s) changed call letters - see Page 13.

4-Book: Avg. of current and previous 3 surveys.
2-Book: Avg. of most recent 2 surveys.

Target Listener Trends

Men 25-49

	Monday-Sunday 6AM-MID				Monday-Friday 6AM-10AM				Monday-Friday 10AM-3PM				Monday-Friday 3PM-7PM				Monday-Friday 7PM-MID			
	AQH (00)	Cume (00)	AQH Rtg	AQH Shr	AQH (00)	Cume (00)	AQH Rtg	AQH Shr	AQH (00)	Cume (00)	AQH Rtg	AQH Shr	AQH (00)	Cume (00)	AQH Rtg	AQH Shr	AQH (00)	Cume (00)	AQH Rtg	AQH Shr
KZLA-FM																				
SP '02	74	1291	.3	1.7	110	668	.4	1.6	124	743	.5	2.0	95	745	.4	1.8	18	261	.1	.9
WI '02	71	1086	.3	1.6	103	483	.4	1.5	93	459	.4	1.5	100	692	.4	1.8	29	311	.1	1.5
FA '01	58	1175	.2	1.3	72	578	.3	1.0	71	559	.3	1.2	87	671	.4	1.6	28	445	.1	1.5
SU '01	72	1368	.3	1.6	88	708	.3	1.3	89	681	.3	1.5	80	732	.3	1.5	41	397	.2	2.0
4-Book	69	1230	.3	1.6	93	609	.4	1.4	94	611	.4	1.6	91	710	.4	1.7	29	354	.1	1.5
SP '01	73	1301	.3	1.6	83	570	.3	1.2	120	673	.5	1.8	106	667	.4	1.8	39	392	.2	1.8
KGGI-FM																				
SP '02	7	364		.2	7	100		.1	7	97		.1	6	120		.1	3	55		.1
WI '02	11	423		.3	12	113		.2	18	230	.1	.3	13	184	.1	.2	8	72		.4
FA '01	**	**	**	**	**	**	**	**	**	**	**	**	**	**	**	**	**	**	**	**
SU '01	9	494		.2	13	188	.1	.2	5	148		.1	11	203		.2	7	92		.3
4-Book	**	**	**	**	**	**	**	**	**	**	**	**	**	**	**	**	**	**	**	**
SP '01	**	**	**	**	**	**	**	**	**	**	**	**	**	**	**	**	**	**	**	**
XTRA-AM																				
SP '02	42	933	.2	1.0	48	343	.2	.7	100	489	.4	1.6	71	556	.3	1.3	5	142		.2
WI '02	42	1216	.2	1.0	36	467	.1	.5	76	483	.3	1.2	89	789	.4	1.6	7	157		.4
FA '01	47	1221	.2	1.1	66	483	.3	.9	86	622	.3	1.4	75	685	.3	1.4	17	118	.1	.9
SU '01	55	1340	.2	1.3	73	588	.3	1.1	113	625	.4	1.8	91	886	.4	1.7	9	165		.4
4-Book	47	1178	.2	1.1	56	470	.2	.8	94	555	.4	1.5	82	729	.4	1.5	10	146		.5
SP '01	54	1491	.2	1.2	52	606	.2	.7	85	709	.3	1.3	123	808	.5	2.1	11	232		.5
TOTALS																				
SP '02	4323	23610	17.7		6688	20416	27.4		6186	18166	25.3		5372	19806	22.0		2008	12654	8.2	
WI '02	4398	23665	18.0		6806	20587	27.8		6152	17650	25.2		5625	19875	23.0		1946	12700	8.0	
FA '01	4373	23920	17.6		6990	20980	28.2		6138	18528	24.8		5503	20221	22.2		1851	13046	7.5	
SU '01	4365	24523	17.1		6752	21381	26.4		6123	18435	24.0		5301	20486	20.7		2066	13722	8.1	
4-Book	4365	23930	17.6		6809	20841	27.5		6150	18195	24.8		5450	20097	22.0		1968	13031	8.0	
SP '01	4610	24774	18.0		7198	21429	28.2		6618	18969	25.9		5740	20721	22.5		2161	13488	8.5	

** Station(s) not reported this survey.

* Listener estimates adjusted for reported broadcast schedule.

+ Station(s) changed call letters - see Page 13.

4-Book: Avg. of current and previous 3 surveys.
2-Book: Avg. of most recent 2 surveys.

Target Listener Estimates

Men 25-49																				
Monday-Friday 6AM-7PM				Weekend 6AM-MID				Saturday 6AM-10AM				Saturday 10AM-3PM				Saturday 3PM-7PM				
AQH (00)	Cume (00)	AQH Rtg	AQH Shr	AQH (00)	Cume (00)	AQH Rtg	AQH Shr	AQH (00)	Cume (00)	AQH Rtg	AQH Shr	AQH (00)	Cume (00)	AQH Rtg	AQH Shr	AQH (00)	Cume (00)	AQH Rtg	AQH Shr	
KLAC-AM																				
SP '02	53	948	.2	.9	28	660	.1	1.0				11	62	.2	.2	30	71	.1	.9	
4-Book	35	605	.1	.6	15	308	.1	.6	8	12	.2	19	72	.1	.4	18	61	.1	.5	
KLAX-FM																				
SP '02	213	1736	.9	3.5	132	1264	.5	4.8	138	335	.6	4.0	211	407	.9	4.7	159	385	.7	4.9
4-Book	178	1718	.7	2.9	110	1175	.4	3.9	133	360	.6	3.8	168	398	.7	3.6	141	361	.6	4.2
KLOS-FM																				
SP '02	253	2855	1.0	4.2	99	1700	.4	3.6	138	438	.6	4.0	168	665	.7	3.7	124	438	.5	3.8
4-Book	286	2939	1.2	4.7	110	1619	.5	3.9	132	414	.6	3.7	192	633	.8	4.1	152	520	.6	4.4
KLSX-FM																				
SP '02	368	2625	1.5	6.0	35	724	.1	1.3	25	142	.1	.7	42	184	.2	.9	38	153	.2	1.2
4-Book	390	2845	1.6	6.4	48	787	.2	1.7	69	198	.3	2.0	64	226	.3	1.4	58	202	.2	1.7
KLTX-AM																				
SP '02	51	300	.2	.8	42	213	.2	1.5	60	119	.2	1.8	70	108	.3	1.6	39	41	.2	1.2
4-Book	49	256	.2	.8	33	196	.1	1.2	52	109	.2	1.5	49	103	.2	1.0	29	60	.1	.9
KLVE-FM																				
SP '02	198	2073	.8	3.3	114	1347	.5	4.2	187	398	.8	5.5	199	441	.8	4.4	49	171	.2	1.5
4-Book	193	2090	.8	3.2	112	1375	.5	4.0	148	376	.6	4.2	174	446	.7	3.7	80	238	.3	2.3
KLYY-FM																				
SP '02	53	882	.2	.9	32	493	.1	1.2	22	70	.1	.6	41	182	.2	.9	36	116	.1	1.1
4-Book	61	855	.2	1.0	38	535	.2	1.3	30	90	.1	.8	65	214	.3	1.4	52	182	.2	1.5
KMXN-FM																				
SP '02	29	332	.1	.5	16	241	.1	.6	14	46	.1	.4	34	103	.1	.8	18	87	.1	.6
4-Book	**	**	**	**	**	**	**	**	**	**	**	**	**	**	**	**	**	**	**	**
KMZT-FM																				
SP '02	42	605	.2	.7	14	362	.1	.5	10	41	.3	.3	13	84	.1	.3	20	108	.1	.6
4-Book	41	596	.2	.7	17	366	.1	.6	13	51	.4	.4	23	92	.1	.5	21	89	.1	.6
KNX -AM																				
SP '02	125	2155	.5	2.1	32	894	.1	1.2	54	289	.2	1.6	45	238	.2	1.0	40	159	.2	1.2
4-Book	136	2212	.6	2.2	46	943	.2	1.6	69	295	.3	2.0	64	288	.3	1.3	61	207	.3	1.8
KOST-FM																				
SP '02	171	1704	.7	2.8	78	1068	.3	2.9	142	367	.6	4.2	119	451	.5	2.6	97	308	.4	3.0
4-Book	151	1832	.6	2.5	77	1076	.3	2.8	108	305	.5	3.1	122	437	.5	2.6	98	322	.4	2.8
KPLS-AM																				
SP '02	11	115	.2	.2	2	43	.1	.1												
4-Book	**	**	**	**	**	**	**	**	**	**	**	**	**	**	**	**	**	**	**	**
KPWR-FM																				
SP '02	242	2352	1.0	4.0	129	1625	.5	4.7	112	362	.5	3.3	274	811	1.1	6.1	197	691	.8	6.0
4-Book	200	2419	.8	3.3	108	1487	.4	3.8	100	332	.4	2.8	187	636	.8	4.0	171	537	.7	5.0
KRCD-FM																				
SP '02	48	464	.2	.8	13	217	.1	.5	12	58	.4	.4	17	85	.1	.4	16	56	.1	.5
4-Book	47	398	.2	.8	20	234	.1	.7	16	56	.1	.5	40	119	.2	.8	29	72	.2	.9
KRCV-FM																				
SP '02	53	435	.2	.9	20	254	.1	.7	23	62	.1	.7	23	102	.1	.5	39	86	.2	1.2
4-Book	47	466	.2	.8	23	266	.1	.8	36	87	.1	1.0	31	113	.1	.7	29	68	.1	.9
KRLA-AM																				
SP '02	12	258	.2	.2	6	88	.2	.2												
4-Book	41	419	.2	.7	5	80	.2	.2	1	4			2	8	.1	.1	9	21	.1	.6
+KRLH-AM																				
SP '02	1	18				18							2	18						
4-Book	**	**	**	**	**	**	**	**	**	**	**	**	**	**	**	**	**	**	**	**

** Station(s) not reported this survey. * Listener estimates adjusted for reported broadcast schedule. + Station(s) changed call letters - see Page 13. 4-Book: Avg. of current and previous 3 surveys. 2-Book: Avg. of most recent 2 surveys.

Target Listener Estimates

Men 25-49

Target Listener Estimates - Men 25-49

	Monday-Friday 6AM-7PM				Weekend 6AM-MID				Saturday 6AM-10AM				Saturday 10AM-3PM				Saturday 3PM-7PM			
	AQH (00)	Cume (00)	AQH Rtg	AQH Shr	AQH (00)	Cume (00)	AQH Rtg	AQH Shr	AQH (00)	Cume (00)	AQH Rtg	AQH Shr	AQH (00)	Cume (00)	AQH Rtg	AQH Shr	AQH (00)	Cume (00)	AQH Rtg	AQH Shr
	KROQ-FM SP '02 4-Book	255 335	3440 3498	1.0 1.3	4.2 5.5	106 158	1906 2207	.4 .6	3.9 5.6	128 157	495 590	.5 .6	3.8 4.4	206 324	776 1070	.8 1.3	4.6 6.8	135 215	541 747	.6 .9
KRTH-FM SP '02 4-Book	143 141	1847 1845	.6 .6	2.3 2.3	76 75	1069 1151	.3 .3	2.8 2.7	56 69	230 286	.2 .3	1.6 2.0	133 158	418 492	.5 .6	3.0 3.3	105 104	358 338	.4 .4	3.2 3.1
KSCA-FM SP '02 4-Book	404 366	2526 2467	1.7 1.5	6.6 6.0	164 150	1472 1503	.7 .6	6.0 5.3	504 495	948 966	2.1 2.0	14.8 14.1	278 243	711 660	1.1 1.0	6.2 5.2	119 117	330 323	.5 .5	3.6 3.4
KSPN-AM SP '02 4-Book	43 **	577 **	.2 **	.7 **	13 **	319 **	.1 **	.5 **	8 **	54 **	** **	.2 **	32 **	120 **	.1 **	.7 **	16 **	58 **	.1 **	.5 **
KSSC-FM SP '02 4-Book	8 11	184 192	.1 .1	.1 .2	5 7	133 119	.2 .3	.2 .3	5 4	34 19	.1 .1	.1 .1	5 12	28 45	.1 .1	.1 .3	2 8	15 21	.1 .1	.1 .3
KSSS-FM SF '02 4-Book	90 82	973 906	.4 .4	1.5 1.3	48 39	647 556	.2 .2	1.8 1.4	81 51	215 165	.3 .2	2.4 1.5	102 71	241 207	.4 .3	2.3 1.5	41 43	188 173	.2 .2	1.3 1.3
KTNO-AM SF '02 4-Book	58 39	484 396	.2 .2	1.0 .7	28 21	246 236	.1 .1	1.0 .8	81 56	154 115	.3 .2	2.4 1.6	36 31	68 68	.1 .1	.8 .7	24 15	52 31	.1 .1	.7 .4
KTWV-FM SP '02 4-Book	157 161	1445 1558	.6 .7	2.6 2.6	57 80	903 1098	.2 .3	2.1 2.8	49 72	213 277	.2 .3	1.4 2.0	79 158	328 434	.3 .6	1.8 3.3	65 106	238 328	.3 .5	2.0 3.1
KWIZ-FM SP '02 4-Book	94 72	781 535	.4 .3	1.5 1.2	41 32	441 334	.2 .1	1.5 1.2	53 51	159 123	.2 .2	1.6 1.4	74 54	150 130	.3 .2	1.6 1.1	56 33	107 74	.2 .2	1.7 1.0
KVKW-AM SP '02 4-Book	28 35	296 299	.1 .1	.5 .6	9 9	162 133	.3 .3	.3 .3	9 19	24 40	.1 .1	.3 .6	17 18	53 45	.1 .1	.4 .4	10 7	27 21	.3 .2	.3 .2
KWVE-FM SP '02 4-Book	30 36	529 462	.1 .1	.5 .6	13 17	279 227	.1 .1	.5 .6	23 12	111 48	.1 .1	.7 .4	11 18	39 51	.1 .1	.2 .4	12 19	48 47	.1 .1	.4 .6
KXOL-FM SP '02 4-Book	154 144	1341 1349	.6 .6	2.5 2.4	67 75	753 812	.3 .3	2.4 2.7	76 94	169 240	.3 .4	2.2 2.7	118 128	324 333	.5 .5	2.6 2.7	92 89	244 225	.4 .4	2.8 2.6
KXTA-AM SP '02 4-Book	91 74	951 920	.4 .3	1.5 1.2	13 16	385 346	.1 .1	.5 .6	11 11	79 60	.1 .1	.3 .3	22 40	131 154	.1 .2	.5 .8	10 14	70 66	.3 .1	.3 .4
KYSR-FM SP '02 4-Book	139 160	2259 2323	.6 .7	2.3 2.6	81 74	1402 1389	.3 .3	3.0 2.6	51 56	279 252	.2 .2	1.5 1.6	149 133	504 565	.6 .5	3.3 2.8	114 114	385 435	.5 .5	3.5 3.3
KZLA-FM SP '02 4-Book	111 93	1113 1041	.5 .4	1.8 1.5	47 54	747 736	.2 .2	1.7 1.9	46 67	219 247	.2 .3	1.3 1.9	57 97	221 293	.2 .4	1.3 2.1	61 67	291 256	.2 .3	1.9 2.0
KGGI-FM SP '02 4-Book	7 **	243 **	.1 **	.1 **	9 **	166 **	.3 **	.3 **	4 **	31 **	.1 **	.1 **	16 **	98 **	.1 **	.4 **	23 **	72 **	.1 **	.7 **
XTRA-AM SP '02 4-Book	75 79	788 1001	.3 .3	1.2 1.3	10 15	315 350	.4 .1	.4 .5	13 26	47 101	.1 .1	.4 .7	14 19	87 98	.1 .1	.3 .4	15 11	62 42	.1 .1	.5 .3
TOTALS SP '02 4-Book	6090 6137	23155 23524	24.9 24.7		2736 2824	18419 18896	11.2 11.4		3412 3530	8702 9016	14.0 14.3		4505 4751	10987 11488	18.4 19.2		3267 3441	8371 8788	13.4 13.9	

** Station(s) not reported this survey.

* Listener estimates adjusted for reported broadcast schedule.

+ Station(s) changed call letters - see Page 13.

4-Book: Avg. of current and previous 3 surveys.
2-Book: Avg. of most recent 2 surveys.

Target Listener Estimates

Men 25-49																				
Saturday 7PM-MID				Sunday 6AM-10AM				Sunday 10AM-3PM				Sunday 3PM-7PM				Sunday 7PM-MID				
AQH (00)	Cume (00)	AQH Rtg	AQH Shr	AQH (00)	Cume (00)	AQH Rtg	AQH Shr	AQH (00)	Cume (00)	AQH Rtg	AQH Shr	AQH (00)	Cume (00)	AQH Rtg	AQH Shr	AQH (00)	Cume (00)	AQH Rtg	AQH Shr	
KABC-AM																				
SP '02	15	52	.1	.8	45	130	.2	2.4	33	109	.1	1.0	24	121	.1	.9	19	71	.1	1.7
4-Book	10	25	.1	.6	37	107	.2	1.8	39	124	.2	1.2	22	91	.1	.9	8	36	.1	.6
KBIG-FM																				
SP '02	87	299	.4	4.8	31	199	.1	1.7	135	370	.6	4.1	47	258	.2	1.8	41	180	.2	3.6
4-Book	94	334	.4	5.3	30	157	.1	1.5	88	309	.4	2.7	59	235	.2	2.3	33	157	.1	2.7
KBLA-AM																				
SP '02	42	130	.2	2.3	13	33	.1	.7	35	100	.1	1.1	91	176	.4	3.4	19	80	.1	1.7
4-Book	29	104	.1	1.6	16	47	.1	.8	42	111	.2	1.3	68	123	.3	2.6	19	56	.1	1.5
KBUA-FM																				
SP '02	13	51	.1	.7	8	17		.4	37	51	.2	1.1	9	26		.3				
4-Book	11	42	.1	.6	21	39	.1	1.0	33	65	.2	1.0	13	34	.1	.5	1	11		.1
KBUE-FM																				
SP '02	58	177	.2	3.2	43	173	.2	2.3	61	227	.2	1.8	88	225	.4	3.3	30	91	.1	2.7
4-Book	40	148	.2	2.3	54	142	.2	2.6	87	257	.4	2.7	63	164	.3	2.4	26	99	.1	2.1
KCBS-FM																				
SP '02	23	167	.1	1.3	29	122	.1	1.6	107	435	.4	3.2	112	384	.5	4.2	20	159	.1	1.8
4-Book	47	233	.2	2.6	59	204	.2	2.8	114	427	.5	3.5	111	371	.4	4.3	39	181	.2	3.1
KDIS-AM																				
SP '02					11	58		.6	7	28		.2	9	26		.3				
4-Book	**	**	**	**	**	**	**	**	**	**	**	**	**	**	**	**	**	**	**	**
KFJ -AM																				
SP '02	32	88	.1	1.8	36	176	.1	1.9	102	301	.4	3.1	51	105	.2	1.9	36	168	.1	3.2
4-Book	25	83	.1	1.4	61	212	.2	2.9	81	254	.3	2.5	38	124	.2	1.5	34	125	.1	2.8
KFSH-FM																				
SP '02	15	58	.1	.8	17	154	.1	.9	23	177	.1	.7	6	62		.2	7	60		.6
4-Book	12	59	.1	.7	19	110	.1	.9	26	138	.1	.8	20	75	.1	.8	7	46		.6
KFWB-AM																				
SP '02	20	129	.1	1.1	19	136	.1	1.0	31	175	.1	.9	32	121	.1	1.2	10	61		.9
4-Book	16	109	.1	.9	33	149	.2	1.6	39	211	.2	1.2	26	131	.1	1.0	13	83	.1	1.1
+KHHT-FM																				
SP '02	57	153	.2	3.1	17	65	.1	.9	44	213	.2	1.3	28	148	.1	1.1	55	149	.2	4.9
4-Book	63	222	.3	3.5	51	131	.2	2.4	79	261	.3	2.4	91	277	.4	3.6	76	203	.3	6.2
KHJ -AM																				
SP '02					28	92	.1	1.5	24	68	.1	.7	11	37		.4				
4-Book	13	42	.1	.7	35	93	.2	1.7	32	96	.1	1.0	22	47	.1	.8	8	35		.7
KIIS-FM																				
SP '02	73	207	.3	4.0	86	344	.4	4.6	137	513	.6	4.2	62	316	.3	2.3	28	115	.1	2.5
4-Book	62	257	.3	3.5	65	265	.3	3.2	133	493	.6	4.1	71	329	.3	2.8	28	153	.1	2.3
KVVS-FM																				
SP '02	4	12		.2									2	15		.1				
4-Book	1	3		.1	2	8		.1	6	7		.2	5	11		.2				
KJLH-FM																				
SP '02	44	63	.2	2.4	98	189	.4	5.3	54	181	.2	1.6	52	119	.2	2.0	13	62	.1	1.2
4-Book	48	138	.2	2.7	89	193	.4	4.4	89	230	.4	2.7	72	153	.3	2.8	42	105	.2	3.3
KKBT-FM																				
SP '02	20	91	.1	1.1	23	86	.1	1.2	53	209	.2	1.6	45	217	.2	1.7	52	200	.2	4.6
4-Book	41	221	.2	2.3	39	125	.2	1.9	70	229	.3	2.2	69	241	.3	2.7	67	226	.3	5.4
KKLA-FM																				
SP '02	2	17		.1	4	17		.2	10	46		.3	6	45		.2				
4-Book	3	16		.2	5	18		.2	4	28		.1	2	14		.1	1	7		.1

** Station(s) not reported this survey.

* Listener estimates adjusted for reported broadcast schedule.

+ Station(s) changed call letters - see Page 13.

4-Book: Avg. of current and previous 3 surveys.
2-Book: Avg. of most recent 2 surveys

Target Listener Estimates

Men 25-49

Target Listener Estimates - Men 25-49

	Saturday 7PM-MID				Sunday 6AM-10AM				Sunday 10AM-3PM				Sunday 3PM-7PM				Sunday 7PM-MID			
	AQH (00)	Cume (00)	AQH Rtg	AQH Shr	AQH (00)	Cume (00)	AQH Rtg	AQH Shr	AQH (00)	Cume (00)	AQH Rtg	AQH Shr	AQH (00)	Cume (00)	AQH Rtg	AQH Shr	AQH (00)	Cume (00)	AQH Rtg	AQH Shr
KLAC-AM																				
SP '02	7	29	.4					34	214	.1	1.0		146	480	.6	5.5	11	55		1.0
4-Book	4	20	.2		5	8	.2	18	94	.1	.5		49	161	.2	1.9	7	27		.6
KLAX-FM																				
SP '02	109	233	.4	6.0	62	182	.3	3.3	167	423	.7	5.1	156	302	.6	5.9	50	123	.2	4.4
4-Book	88	233	.3	5.0	87	246	.4	4.2	133	347	.5	4.1	105	262	.4	4.1	29	96	.1	2.4
KLDS-FM																				
SP '02	54	247	.2	3.0	42	134	.2	2.3	100	401	.4	3.0	142	474	.6	5.4	30	219	.1	2.7
4-Book	60	252	.3	3.4	48	179	.2	2.4	127	451	.5	3.9	128	436	.5	5.0	43	228	.2	3.4
KLSX-FM																				
SP '02	9	43	.5		66	241	.3	3.5	67	228	.3	2.0	21	83	.1	.8	13	45	.1	1.2
4-Book	14	82	.1	.8	64	209	.3	3.1	71	255	.3	2.1	37	107	.2	1.5	15	76	.1	1.2
KLTX-AM																				
SP '02	22	28	.1	1.2	50	135	.2	2.7	54	95	.2	1.6	25	51	.1	.9	13	28	.1	1.2
4-Book	20	50	.1	1.1	46	112	.2	2.3	33	83	.1	1.0	17	48	.1	.6	17	48	.1	1.4
KLVE-FM																				
SP '02	104	290	.4	5.7	106	287	.4	5.7	142	388	.6	4.3	82	191	.3	3.1	38	106	.2	3.4
4-Book	101	300	.4	5.7	100	253	.4	4.9	148	399	.6	4.5	81	205	.3	3.2	53	169	.2	4.2
KLYY-FM																				
SP '02	23	78	.1	1.3	6	30	.3		74	251	.3	2.2	33	79	.1	1.2	12	86		1.1
4-Book	30	120	.1	1.7	18	60	.1	.9	53	187	.2	1.6	31	103	.1	1.2	17	81	.1	1.4
KMXN-FM																				
SP '02	13	61	.1	.7	7	45	.4		24	74	.1	.7	17	63	.1	.6	2	15		.2
4-Book	**	**	**	**	**	**	**	**	**	**	**	**	**	**	**	**	**	**	**	**
KMZT-FM																				
SP '02	9	65	.5		7	27	.4		25	95	.1	.8	7	49	.3		17	81	.1	1.5
4-Book	9	58	.5		12	52	.1	.6	27	113	.1	.8	19	78	.1	.8	15	65	.1	1.2
KNX -AM																				
SP '02	22	121	.1	1.2	23	116	.1	1.2	25	167	.1	.8	32	111	.1	1.2	22	120	.1	2.0
4-Book	22	107	.1	1.3	43	156	.2	2.1	49	196	.2	1.5	44	145	.2	1.8	23	124	.1	1.9
KOST-FM																				
SP '02	80	200	.3	4.4	40	158	.2	2.1	48	223	.2	1.5	48	171	.2	1.8	49	202	.2	4.3
4-Book	59	210	.3	3.3	53	171	.3	2.6	73	259	.3	2.3	71	230	.3	2.9	34	151	.1	2.8
KPLS-AM																				
SP '02					3	12	.2		4	16	.1		6	15	.2					
4-Book	**	**	**	**	**	**	**	**	**	**	**	**	**	**	**	**	**	**	**	**
KPWR-FM																				
SP '02	139	371	.6	7.6	65	234	.3	3.5	116	467	.5	3.5	74	305	.3	2.8	45	173	.2	4.0
4-Book	98	335	.4	5.5	54	198	.2	2.7	112	385	.5	3.4	95	321	.4	3.8	45	169	.2	3.7
KRCB-FM																				
SP '02	17	52	.1	.9	9	37	.5		11	39	.3		5	27	.2		15	65	.1	1.3
4-Book	14	44	.1	.8	8	20	.4		16	52	.1	.5	20	53	.1	.8	16	50	.1	1.3
KRCV-FM																				
SP '02	8	23	.4		12	74	.6		38	108	.2	1.2	17	64	.1	.6				
4-Book	11	56	.6		22	65	.1	1.0	29	82	.1	.9	25	65	.1	1.0	4	22		.3
KRLA-AM																				
SP '02	6	15	.3					2	15	.1		18	59	.1	.7	7	16		.6	
4-Book	5	14	.3					3	19	.1		12	40	.1	.5	7	18		.6	
+KRLH-AM																				
SP '02					**	**	**	**	**	**	**	**	**	**	**	**	**	**	**	**
4-Book	**	**	**	**	**	**	**	**	**	**	**	**	**	**	**	**	**	**	**	**

** Station(s) not reported this survey.

* Listener estimates adjusted for reported broadcast schedule.

+ Station(s) changed call letters - see Page 13.

4-Book: Avg. of current and previous 3 surveys.
2-Book: Avg. of most recent 2 surveys.

Target Listener Estimates

Men 25-49

	Saturday 7PM-MID				Sunday 6AM-10AM				Sunday 10AM-3PM				Sunday 3PM-7PM				Sunday 7PM-MID			
	AQH (00)	Cume (00)	AQH Rtg	AQH Shr	AQH (00)	Cume (00)	AQH Rtg	AQH Shr	AQH (00)	Cume (00)	AQH Rtg	AQH Shr	AQH (00)	Cume (00)	AQH Rtg	AQH Shr	AQH (00)	Cume (00)	AQH Rtg	AQH Shr
KROQ-FM																				
SP '02	74	329	.3	4.1	35	192	.1	1.9	86	422	.4	2.6	117	486	.5	4.4	62	357	.3	5.5
4-Book	102	416	.4	5.8	59	210	.2	2.9	175	659	.7	5.3	137	479	.6	5.3	80	365	.4	6.6
KRTH-FM																				
SP '02	44	116	.2	2.4	39	183	.2	2.1	107	310	.4	3.2	71	226	.3	2.7	46	135	.2	4.1
4-Book	48	152	.2	2.7	40	191	.2	2.0	83	321	.3	2.5	67	254	.3	2.6	30	133	.1	2.5
KSCA-FM																				
SP '02	43	136	.2	2.4	149	300	.6	8.0	140	321	.6	4.2	85	292	.3	3.2	35	95	.1	3.1
4-Book	36	119	.2	2.0	132	296	.6	6.5	112	311	.5	3.4	75	212	.3	2.9	34	118	.1	2.7
KSPN-AM																				
SP '02	5	51	.3		6	25	.3		14	55	.1	.4	24	59	.1	.9				
4-Book	**	**	**	**	**	**	**	**	**	**	**	**	**	**	**	**	**	**	**	**
KSSC-FM																				
SP '02	5	13	.3		8	33	.4		9	53	.3		2	13	.1					
4-Book	6	21	.3		2	8	.1		11	39	.4		9	39	.4		3	11		.2
KSSE-FM																				
SP '02	34	146	.1	1.9	39	94	.2	2.1	54	209	.2	1.6	16	68	.1	.6	13	74	.1	1.2
4-Book	27	100	.1	1.5	29	95	.1	1.4	44	171	.2	1.3	25	74	.1	1.0	18	65	.1	1.5
KTNQ-AM																				
SP '02	19	67	.1	1.0	13	25	.1	.7	30	75	.1	.9	19	48	.1	.7	5	12		.4
4-Book	19	55	.1	1.0	10	31	.1	.5	23	60	.1	.7	11	31		.5	6	21		.4
KTWV-FM																				
SP '02	14	97	.1	.8	25	122	.1	1.3	92	334	.4	2.8	109	303	.4	4.1	28	161	.1	2.5
4-Book	37	180	.2	2.1	49	161	.2	2.3	89	295	.4	2.7	92	273	.4	3.6	36	154	.2	2.9
KWIZ-FM																				
SP '02	25	115	.1	1.4	15	35	.1	.8	39	115	.2	1.2	47	134	.2	1.8	23	97	.1	2.0
4-Book	28	102	.1	1.6	18	53	.1	.9	32	93	.1	1.0	25	80	.1	1.0	18	70	.1	1.5
KWKW-AM																				
SP '02	8	27	.4														25	72	.1	2.2
4-Book	5	14	.3		1	4	.1		8	25	.3		6	16	.2		10	28		.9
KWVE-FM																				
SP '02	5	27	.3		26	124	.1	1.4	15	125	.1	.5	3	27	.1		10	40		.9
4-Book	11	29	.7		21	90	.1	1.0	25	110	.1	.8	14	45	.1	.5	12	41	.1	1.0
KXDL-FM																				
SP '02	34	128	.1	1.9	66	205	.3	3.5	69	225	.3	2.1	70	190	.3	2.6	20	83	.1	1.8
4-Book	32	129	.1	1.8	77	211	.3	3.7	100	279	.4	3.0	62	192	.3	2.4	24	92	.1	1.9
KXTA-AM																				
SP '02	5	29	.3		7	44	.4		30	154	.1	.9	6	34	.2		8	50		.7
4-Book	14	48	.1	.8	3	19	.2		18	97	.1	.5	21	70	.1	.8	6	38		.5
KYSR-FM																				
SP '02	42	186	.2	2.3	29	202	.1	1.6	128	601	.5	3.9	100	331	.4	3.8	27	151	.1	2.4
4-Book	43	211	.2	2.4	46	193	.2	2.2	94	464	.4	2.9	69	306	.3	2.7	32	179	.1	2.6
KZLA-FM																				
SP '02	40	152	.2	2.2	32	149	.1	1.7	84	264	.3	2.5	31	154	.1	1.2	18	109	.1	1.6
4-Book	34	140	.1	2.0	37	128	.1	1.8	62	233	.2	1.9	42	167	.2	1.7	20	82	.1	1.6
KGGI-FM																				
SP '02	17	31	.1	.9									10	37	.4					
4-Book	**	**	**	**	**	**	**	**	**	**	**	**	**	**	**	**	**	**	**	**
XTRA-AM																				
SP '02	2	15	.1		22	76	.1	1.2	6	46	.2		10	56	.4		1	15		.1
4-Book	6	24	.3		23	89	.1	1.1	18	99	.1	.6	16	71	.1	.7	3	24		.2
TOTALS																				
SP '02	1818	5194	7.4		1861	5682	7.6		3299	8846	13.5		2647	6925	10.8		1128	4052	4.6	
4-Book	1774	5600	7.1		2054	5845	8.3		3289	8841	13.3		2571	6724	10.4		1240	4233	5.0	

** Station(s) not reported this survey.

* Listener estimates adjusted for reported broadcast schedule.

+ Station(s) changed call letters - see Page 13.

4-Book: Avg. of current and previous 3 surveys.
2-Book: Avg. of most recent 2 surveys.

Target Listener Trends

Men 25-54

Target Listener Trends - Men 25-54

	Monday-Sunday 6AM-MID				Monday-Friday 6AM-10AM				Monday-Friday 10AM-3PM				Monday-Friday 3PM-7PM				Monday-Friday 7PM-MID			
	AQH (00)	Cume (00)	AQH Rtg	AQH Shr	AQH (00)	Cume (00)	AQH Rtg	AQH Shr	AQH (00)	Cume (00)	AQH Rtg	AQH Shr	AQH (00)	Cume (00)	AQH Rtg	AQH Shr	AQH (00)	Cume (00)	AQH Rtg	AQH Shr
KZLA-FM																				
SP '02	107	1500	.4	2.2	154	771	.5	2.0	175	864	.6	2.5	124	863	.4	2.0	38	322	.1	1.7
WI '02	82	1330	.3	1.7	115	591	.4	1.5	103	571	.4	1.5	113	835	.4	1.8	34	369	.1	1.6
FA '01	69	1392	.2	1.4	86	688	.3	1.1	88	646	.3	1.2	104	832	.4	1.6	28	445	.1	1.4
SU '01	79	1581	.3	1.6	104	833	.4	1.4	96	797	.3	1.4	89	821	.3	1.4	42	422	.1	1.8
4-Book	84	1451	.3	1.7	115	721	.4	1.5	116	720	.4	1.7	108	838	.4	1.7	36	390	.1	1.6
SP '01	86	1614	.3	1.6	98	728	.3	1.2	135	813	.5	1.8	124	823	.4	1.9	43	467	.1	1.8
KGFI-FM																				
SP '02	7	377	.1	.3	7	100	.1	.3	9	109	.1	.3	7	132	.1	.3	4	67	.1	.3
WI '02	15	437	.1	.3	12	127	.1	.3	23	244	.1	.3	21	198	.1	.3	10	86	.1	.3
FA '01	**	**	**	**	**	**	**	**	**	**	**	**	**	**	**	**	**	**	**	**
SU '01	9	494	.2	.7	13	188	.2	.7	5	148	.1	.3	11	203	.2	.7	7	92	.2	.7
4-Book	**	**	**	**	**	**	**	**	**	**	**	**	**	**	**	**	**	**	**	**
SP '01	**	**	**	**	**	**	**	**	**	**	**	**	**	**	**	**	**	**	**	**
XTRA-AM																				
SP '02	48	1105	.2	1.0	55	401	.2	.7	111	556	.4	1.6	79	655	.3	1.3	6	202	.1	.3
WI '02	45	1328	.2	.9	41	507	.1	.5	82	545	.3	1.2	95	850	.3	1.5	8	204	.1	.3
FA '01	55	1462	.2	1.1	77	533	.3	1.0	91	741	.3	1.3	87	845	.3	1.4	18	170	.1	.3
SU '01	63	1521	.2	1.3	88	630	.3	1.1	135	714	.5	1.9	98	992	.3	1.6	9	165	.1	.3
4-Book	53	1354	.2	1.1	65	518	.2	.8	105	639	.4	1.5	90	836	.3	1.5	10	185	.1	.3
SP '01	59	1675	.2	1.1	60	666	.2	.7	93	771	.3	1.2	133	911	.4	2.0	11	246	.1	.3
TOTALS																				
SP '02	4942	26964	17.6		7628	23343	27.2		6999	20556	25.0		6156	22702	22.0		2292	14402	8.2	
WI '02	4941	27041	17.6		7685	23560	27.4		6884	20058	24.6		6271	22675	22.4		2172	14506	7.8	
FA '01	5052	27723	17.5		8086	24376	28.1		7111	21533	24.7		6357	23617	22.1		2062	14688	7.2	
SU '01	4985	28325	16.8		7653	24532	25.9		6987	21116	23.6		6142	23639	20.7		2334	15497	7.9	
4-Book	4980	27513	17.4		7763	23953	27.2		6995	20816	24.5		6232	23158	21.8		2215	14773	7.8	
SP '01	5270	28729	17.8		8311	24779	28.1		7539	21817	25.5		6521	24076	22.0		2380	15335	8.0	

** Station(s) not reported this survey.

* Listener estimates adjusted for reported broadcast schedule.

+ Station(s) changed call letters - see Page 13.

4-Book: Avg. of current and previous 3 surveys.
2-Book: Avg. of most recent 2 surveys.

Target Listener Estimates

	Men 25-54																			
	Monday-Friday 6AM-7PM				Weekend 6AM-MID				Saturday 6AM-10AM				Saturday 10AM-3PM				Saturday 3PM-7PM			
	AQH (00)	Cume (00)	AQH Rtg	AQH Shr	AQH (00)	Cume (00)	AQH Rtg	AQH Shr	AQH (00)	Cume (00)	AQH Rtg	AQH Shr	AQH (00)	Cume (00)	AQH Rtg	AQH Shr	AQH (00)	Cume (00)	AQH Rtg	AQH Shr
KABC-AM																				
SP '02	116	1322	.4	1.7	45	648	.2	1.4	29	176	.1	.7	78	298	.3	1.5	32	109	.1	.8
4-Book	139	1357	.5	2.0	40	572	.1	1.2	29	141	.1	.7	82	266	.3	1.5	39	136	.1	1.0
KBIG-FM																				
SP '02	217	2124	.8	3.1	100	1301	.4	3.1	76	261	.3	1.9	207	578	.7	4.0	134	436	.5	3.5
4-Book	181	1999	.7	2.6	86	1280	.3	2.6	68	234	.3	1.7	165	547	.6	3.1	119	399	.4	3.0
KBLA-AM																				
SP '02	103	804	.4	1.5	42	409	.1	1.3	21	50	.1	.5	53	107	.2	1.0	59	172	.2	1.5
4-Book	129	897	.5	1.9	48	466	.2	1.5	34	93	.2	.8	73	171	.3	1.3	101	217	.4	2.6
KBUA-FM																				
SP '02	40	259	.1	.6	18	136	.1	.6	29	64	.1	.7	24	47	.1	.5	20	47	.1	.5
4-Book	33	235	.1	.5	23	156	.1	.7	37	76	.1	.9	39	89	.2	.7	21	55	.1	.5
KBUE-FM																				
SP '02	169	1265	.6	2.4	84	902	.3	2.6	127	308	.5	3.2	137	342	.5	2.6	116	320	.4	3.0
4-Book	162	1436	.6	2.3	84	879	.3	2.6	121	285	.4	3.0	158	365	.5	2.9	111	302	.4	2.8
KCBS-FM																				
SP '02	260	3523	.9	3.8	109	1770	.4	3.4	123	507	.4	3.1	207	729	.7	4.0	207	733	.7	5.4
4-Book	254	3203	.9	3.7	113	1735	.4	3.4	103	402	.4	2.5	205	731	.7	3.8	167	590	.6	4.3
KDIS-AM																				
SP '02	13	308	.2	.2	7	140	.2	.2	9	41	.2	.2	8	40	.2	.2	10	28	.2	.3
4-Book	**	**	**	**	**	**	**	**	**	**	**	**	**	**	**	**	**	**	**	**
KFI -AM																				
SP '02	179	1806	.6	2.6	63	841	.2	2.0	107	353	.4	2.7	75	210	.3	1.4	20	56	.1	.5
4-Book	235	2129	.8	3.4	73	946	.2	2.2	156	417	.6	3.8	92	293	.3	1.7	47	146	.2	1.2
KFSH-FM																				
SP '02	36	475	.1	.5	17	329	.1	.5	14	102	.1	.4	18	130	.1	.3	34	153	.1	.9
4-Book	38	492	.1	.5	22	355	.1	.7	21	103	.1	.5	35	156	.1	.6	22	117	.1	.6
KFWB-AM																				
SP '02	107	2105	.4	1.5	38	911	.1	1.2	66	245	.2	1.7	52	269	.2	1.0	31	200	.1	.8
4-Book	127	2229	.5	1.8	45	966	.2	1.4	73	323	.2	1.8	63	293	.2	1.2	43	199	.2	1.1
+KHHT-FM																				
SP '02	121	1489	.4	1.7	50	859	.2	1.6	54	216	.2	1.4	58	249	.2	1.1	75	297	.3	2.0
4-Book	140	1628	.5	2.0	90	1099	.3	2.8	98	313	.4	2.4	126	414	.4	2.3	117	369	.4	3.0
KHJ -AM																				
SP '02	82	685	.3	1.2	25	296	.1	.8	27	103	.1	.7	66	149	.2	1.3	30	86	.1	.8
4-Book	74	651	.3	1.1	38	384	.1	1.2	52	135	.2	1.3	70	165	.2	1.3	50	119	.2	1.3
KIIS-FM																				
SP '02	162	2553	.6	2.3	97	1798	.3	3.0	94	293	.3	2.4	183	733	.7	3.5	93	461	.3	2.4
4-Book	186	2610	.7	2.7	96	1665	.3	2.9	108	404	.4	2.7	162	624	.6	3.0	100	400	.3	2.5
KVVS-FM																				
SP '02	12	165	.2	.2	5	61	.2	.2	4	34	.1	.1	12	46	.2	.2	18	46	.1	.5
4-Book	5	79	.1	.1	5	49	.2	.2	4	19	.1	.1	11	27	.2	.2	11	23	.1	.3
KJLH-FM																				
SP '02	76	756	.3	1.1	64	607	.2	2.0	72	132	.3	1.8	89	229	.3	1.7	60	153	.2	1.6
4-Book	68	763	.3	1.0	70	650	.3	2.1	49	154	.2	1.2	76	227	.3	1.4	62	156	.2	1.6
KKBT-FM																				
SP '02	168	1891	.6	2.4	69	989	.2	2.2	100	280	.4	2.5	143	395	.5	2.7	96	382	.3	2.5
4-Book	195	1957	.7	2.8	84	1089	.3	2.6	112	303	.4	2.8	147	428	.5	2.7	106	343	.4	2.7
KKLA-FM																				
SP '02	39	562	.1	.6	4	128	.1	.6	3	15	.1	.1					6	33	.2	.2
4-Book	38	466	.1	.6	9	121	.3	.3	10	36	.1	.2	13	27	.1	.2	17	41	.1	.4

** Station(s) not reported this survey.

* Listener estimates adjusted for reported broadcast schedule.

+ Station(s) changed call letters - see Page 13.

4-Book: Avg. of current and previous 3 surveys.
2-Book: Avg. of most recent 2 surveys.

Target Listener Estimates

Target Listener Estimates - Men 25-54

Men 25-54																				
Monday-Friday 6AM-7PM				Weekend 6AM-MID				Saturday 6AM-10AM				Saturday 10AM-3PM				Saturday 3PM-7PM				
AQH (00)	Cume (00)	AQH Rtg	AQH Shr	AQH (00)	Cume (00)	AQH Rtg	AQH Shr	AQH (00)	Cume (00)	AQH Rtg	AQH Shr	AQH (00)	Cume (00)	AQH Rtg	AQH Shr	AQH (00)	Cume (00)	AQH Rtg	AQH Shr	
KLAC-AM																				
SP '02	55	1045	.2	.8	32	733	.1	1.0				11	62	.2		30	71	.1	.8	
4-Book	43	746	.2	.6	19	368	.1	.6	9	15	.2	23	84	.1	.4	18	61	.1	.4	
KLAX-FM																				
SP '02	221	1823	.8	3.2	135	1340	.5	4.2	144	360	.5	3.7	216	433	.8	4.1	159	385	.6	4.2
4-Book	187	1821	.7	2.7	116	1258	.4	3.6	147	387	.5	3.7	178	424	.7	3.3	143	365	.5	3.7
KLDS-FM																				
SP '02	269	3129	1.0	3.9	103	1810	.4	3.2	139	451	.5	3.5	171	681	.6	3.3	130	453	.5	3.4
4-Book	311	3248	1.1	4.5	121	1771	.4	3.7	151	473	.6	3.7	210	692	.7	3.8	165	559	.6	4.2
KLSX-FM																				
SP '02	393	2843	1.4	5.7	39	807	.1	1.2	29	158	.1	.7	45	198	.2	.9	44	165	.2	1.2
4-Book	419	3094	1.5	6.0	56	897	.2	1.7	74	224	.3	1.8	72	251	.3	1.4	62	214	.2	1.6
KLTX-AM																				
SP '02	52	312	.2	.8	45	238	.2	1.4	71	145	.3	1.8	70	108	.2	1.3	39	41	.1	1.0
4-Book	55	278	.2	.8	35	212	.1	1.1	57	122	.2	1.4	53	110	.2	1.0	29	68	.1	.8
KLVE-FM																				
SP '02	218	2248	.8	3.1	127	1504	.5	4.0	187	398	.7	4.8	221	494	.8	4.2	64	207	.2	1.7
4-Book	205	2225	.7	2.9	122	1482	.4	3.8	157	401	.6	3.9	185	475	.7	3.4	89	261	.3	2.3
KLYY-FM																				
SP '02	56	918	.2	.8	33	518	.1	1.0	22	70	.1	.6	43	195	.2	.8	41	129	.1	1.1
4-Book	62	892	.2	.9	39	558	.1	1.2	32	93	.1	.8	67	225	.2	1.3	54	185	.2	1.4
KMXN-FM																				
SP '02	29	332	.1	.4	16	241	.1	.5	14	46	.4	.4	34	103	.1	.7	18	87	.1	.5
4-Book	**	**	**	**	**	**	**	**	**	**	**	**	**	**	**	**	**	**	**	**
KMZT-FM																				
SP '02	65	776	.2	.9	26	435	.1	.8	20	70	.1	.5	36	141	.1	.7	34	122	.1	.9
4-Book	65	826	.2	.9	31	526	.1	1.0	30	112	.1	.7	40	167	.2	.8	32	126	.1	.8
KNX -AM																				
SP '02	145	2599	.5	2.1	44	1115	.2	1.4	74	375	.3	1.9	59	306	.2	1.1	59	210	.2	1.5
4-Book	167	2763	.6	2.4	58	1218	.2	1.8	89	378	.3	2.2	79	365	.3	1.4	77	261	.3	1.9
KOST-FM																				
SP '02	201	2028	.7	2.9	91	1279	.3	2.9	163	426	.6	4.1	127	503	.5	2.4	124	396	.4	3.3
4-Book	175	2129	.6	2.5	90	1260	.3	2.8	123	356	.4	3.0	136	494	.5	2.5	123	414	.4	3.2
KPLS-AM																				
SP '02	14	188	.2	.2	2	72	.1	.1	2	15	.1	.1								
4-Book	**	**	**	**	**	**	**	**	**	**	**	**	**	**	**	**	**	**	**	**
KPWR-FM																				
SP '02	250	2449	.9	3.6	131	1694	.5	4.1	115	386	.4	2.9	274	811	1.0	5.2	211	737	.8	5.5
4-Book	205	2498	.7	3.0	109	1520	.4	3.4	101	344	.4	2.5	187	636	.7	3.5	175	552	.6	4.5
KRCO-FM																				
SP '02	55	503	.2	.8	14	242	.4	.4	16	71	.1	.4	18	98	.1	.3	16	56	.1	.4
4-Book	51	441	.2	.8	22	266	.1	.7	18	63	.1	.4	43	131	.2	.8	29	72	.1	.7
KRCV-FM																				
SP '02	56	487	.2	.8	27	294	.1	.8	32	88	.1	.8	26	114	.1	.5	52	99	.2	1.4
4-Book	54	519	.2	.8	26	293	.1	.8	39	94	.1	.9	36	127	.1	.7	35	78	.2	.9
KRLA-AM																				
SP '02	21	345	.1	.3	9	143	.3	.3	1	13	.1	.1	3	13	.1	.1	30	57	.1	.8
4-Book	57	538	.2	.8	7	117	.2	.2	2	11	.1	.1	4	16	.1	.1	13	29	.1	.3
+KRLH-AM																				
SP '02	1	18	.1	.1		18	.1	.1					2	18	.1	.1				
4-Book	**	**	**	**	**	**	**	**	**	**	**	**	**	**	**	**	**	**	**	**

** Station(s) not reported this survey.

* Listener estimates adjusted for reported broadcast schedule.

+ Station(s) changed call letters - see Page 13.

4-Book: Avg. of current and previous 3 surveys.
2-Book: Avg. of most recent 2 surveys.

Target Listener Estimates

Men 25-54

	Saturday 7PM-MID				Sunday 6AM-10AM				Sunday 10AM-3PM				Sunday 3PM-7PM				Sunday 7PM-MID			
	AQH (00)	Cume (00)	AQH Rtg	AQH Shr	AQH (00)	Cume (00)	AQH Rtg	AQH Shr	AQH (00)	Cume (00)	AQH Rtg	AQH Shr	AQH (00)	Cume (00)	AQH Rtg	AQH Shr	AQH (00)	Cume (00)	AQH Rtg	AQH Shr
KABC-AM																				
SP '02	29	79	.1	1.4	68	187	.2	3.0	47	152	.2	1.2	46	162	.2	1.5	34	96	.1	2.5
4-Book	17	46	.1	.9	50	138	.2	2.1	50	163	.2	1.3	35	138	.1	1.2	14	52		1.0
KBIG-FM																				
SP '02	88	315	.3	4.2	38	231	.1	1.7	135	370	.5	3.5	54	273	.2	1.8	46	195	.2	3.4
4-Book	100	359	.3	5.0	35	181	.1	1.5	90	322	.3	2.4	61	239	.2	2.0	35	161	.1	2.4
KBLA-AM																				
SP '02	43	142	.2	2.1	16	45	.1	.7	35	100	.1	.9	91	176	.3	3.0	19	80	.1	1.4
4-Book	30	110	.1	1.5	18	55	.1	.7	45	120	.2	1.2	71	135	.2	2.3	19	56	.1	1.3
KBUA-FM																				
SP '02	13	51		.6	8	17		.4	37	51	.1	1.0	9	26		.3				
4-Book	11	42		.5	22	46	.1	.9	38	75	.1	1.0	15	41	.1	.5	1	11		.1
KBUE-FM																				
SP '02	58	177	.2	2.8	44	185	.2	2.0	68	251	.2	1.8	102	275	.4	3.3	34	116	.1	2.5
4-Book	41	151	.2	2.0	55	148	.2	2.3	92	283	.3	2.4	70	191	.3	2.4	29	109	.1	2.0
KCBS-FM																				
SP '02	34	195	.1	1.6	34	167	.1	1.5	124	506	.4	3.3	127	442	.5	4.1	25	187	.1	1.8
4-Book	60	285	.2	3.0	64	238	.2	2.6	134	516	.5	3.5	124	427	.5	4.2	44	211	.2	3.1
KDIS-AM																				
SP '02	3	15		.1	11	58		.5	7	28		.2	9	26		.3				
4-Book	**	**	**	**	**	**	**	**	**	**	**	**	**	**	**	**	**	**	**	**
KFI -AM																				
SP '02	32	88	.1	1.5	52	223	.2	2.3	120	348	.4	3.2	51	105	.2	1.7	42	182	.1	3.1
4-Book	31	110	.1	1.6	81	276	.3	3.3	102	318	.4	2.7	41	141	.2	1.4	41	140	.1	2.9
KFSH-FM																				
SP '02	15	58	.1	.7	21	168	.1	.9	24	191	.1	.6	6	62		.2	7	60		.5
4-Book	12	59	.1	.6	24	123	.1	1.0	30	160	.1	.8	21	84	.1	.7	8	53		.5
KFWB-AM																				
SP '02	26	172	.1	1.3	31	238	.1	1.4	34	204	.1	.9	43	164	.2	1.4	26	90	.1	1.9
4-Book	19	138	.1	1.0	53	228	.2	2.2	52	256	.2	1.4	42	171	.2	1.4	17	94	.1	1.2
+KHHT-FM																				
SP '02	57	153	.2	2.7	17	65	.1	.8	48	220	.2	1.3	29	155	.1	.9	55	149	.2	4.0
4-Book	63	222	.2	3.1	57	146	.2	2.3	84	275	.3	2.2	93	282	.3	3.2	78	210	.3	5.5
KHJ -AM																				
SP '02					28	92	.1	1.3	31	81	.1	.8	20	50	.1	.7				
4-Book	15	46	.1	.7	41	103	.1	1.7	42	109	.2	1.1	29	57	.1	1.0	11	39		.7
KIIS-FM																				
SP '02	80	238	.3	3.9	87	361	.3	3.9	139	530	.5	3.7	62	316	.2	2.0	30	131	.1	2.2
4-Book	65	272	.2	3.3	71	292	.2	2.9	146	538	.5	3.9	75	342	.3	2.5	32	174	.1	2.3
KVVS-FM																				
SP '02	4	12		.2									2	15		.1				
4-Book	1	3		.1	2	8		.1	6	7		.2	5	11		.2				
KJLH-FM																				
SP '02	53	81	.2	2.6	108	225	.4	4.8	67	216	.2	1.8	55	125	.2	1.8	13	62		1.0
4-Book	54	165	.2	2.7	96	213	.4	3.9	100	257	.3	2.6	77	165	.3	2.6	45	115	.1	3.1
KKBT-FM																				
SP '02	20	91	.1	1.0	38	105	.1	1.7	56	215	.2	1.5	45	217	.2	1.5	55	218	.2	4.0
4-Book	45	232	.2	2.3	43	134	.2	1.8	72	238	.3	1.9	74	252	.3	2.5	70	243	.3	4.9
KKLA-FM																				
SP '02	2	17		.1	4	17		.2	10	46		.3	6	45		.2	4	6		.3
4-Book	6	19		.3	9	28		.4	7	39		.2	3	22		.1	5	14		.4

** Station(s) not reported this survey.

* Listener estimates adjusted for reported broadcast schedule.

+ Station(s) changed call letters - see Page 13.

4-Book: Avg. of current and previous 3 surveys.

2-Book: Avg. of most recent 2 surveys.

Target Listener Estimates

Men 25-54																			
Saturday 7PM-MID				Sunday 6AM-10AM				Sunday 10AM-3PM				Sunday 3PM-7PM				Sunday 7PM-MID			
AQH (00)	Cume (00)	AQH Rtg	AQH Shr	AQH (00)	Cume (00)	AQH Rtg	AQH Shr	AQH (00)	Cume (00)	AQH Rtg	AQH Shr	AQH (00)	Cume (00)	AQH Rtg	AQH Shr	AQH (00)	Cume (00)	AQH Rtg	AQH Shr
KLAC-AM																			
	7	29	.3					37	226	.1	1.0	163	538	.6	5.3	21	99	.1	1.5
SP '02								24	110	.1	.6	58	185	.2	1.9	11	48		.8
4-Book	6	27	.3	6	17		.2												
KLAX-FM																			
	109	233	.4	64	207	.2	2.9	174	436	.6	4.6	162	328	.6	5.3	50	123	.2	3.7
SP '02								142	375	.5	3.7	107	268	.4	3.6	32	106	.1	2.2
4-Book	93	249	.3	90	265	.3	3.7												
KLOS-FM																			
	57	260	.2	45	146	.2	2.0	101	415	.4	2.7	152	530	.5	5.0	38	232	.1	2.8
SP '02								141	492	.5	3.7	143	496	.5	4.8	47	238	.2	3.2
4-Book	61	261	.2	56	203	.2	2.3												
KLSX-FM																			
	9	43	.4	78	269	.3	3.5	75	257	.3	2.0	21	83	.1	.7	13	45		1.0
SP '02								89	309	.3	2.3	44	126	.2	1.5	20	89	.1	1.4
4-Book	14	87	.7	75	243	.3	3.1												
KLTJ-AM																			
	25	41	.1	63	160	.2	2.8	54	95	.2	1.4	25	51	.1	.8	13	28		1.0
SP '02								37	93	.1	1.0	17	51	.1	.6	17	48	.1	1.3
4-Book	21	53	.1	53	128	.2	2.2												
KLVE-FM																			
	131	340	.5	110	316	.4	4.9	150	413	.5	3.9	96	228	.3	3.1	43	119	.2	3.1
SP '02								160	429	.6	4.2	98	244	.3	3.3	56	178	.2	3.8
4-Book	110	326	.4	114	282	.4	4.7												
KLYY-FM																			
	23	78	.1	13	56		.6	74	251	.3	1.9	33	79	.1	1.1	12	86		.9
SP '02								53	187	.2	1.4	31	103	.1	1.0	18	85	.1	1.3
4-Book	32	126	.1	20	66	.1	.8												
KMXN-FM																			
	13	61	.6	7	45		.3	24	74	.1	.6	17	63	.1	.6	2	15		.1
SP '02								**	**	**	**	**	**	**	**	**	**	**	**
4-Book	**	**	**	**	**	**	**	**	**	**	**	**	**	**	**	**	**	**	**
KMZT-FM																			
	18	79	.1	14	41		.6	40	124	.1	1.1	23	93	.1	.7	17	81	.1	1.2
SP '02								48	184	.2	1.3	35	119	.1	1.2	18	87	.1	1.3
4-Book	15	84	.1	27	99	.1	1.1												
KNX -AM																			
	28	159	.1	38	171	.1	1.7	30	197	.1	.8	42	138	.1	1.4	30	150	.1	2.2
SP '02								59	254	.2	1.6	50	172	.2	1.7	32	163	.1	2.2
4-Book	30	146	.1	54	214	.2	2.2												
KOST-FM																			
	87	234	.3	53	216	.2	2.4	76	343	.3	2.0	52	185	.2	1.7	49	202	.2	3.6
SP '02								91	333	.3	2.4	82	261	.3	2.8	40	169	.1	2.8
4-Book	68	240	.3	62	216	.2	2.5												
KPLS-AM																			
	**	**	**	3	12		.1	7	30		.2	6	15		.2	**	**	**	**
SP '02				**	**	**	**	**	**	**	**	**	**	**	**	**	**	**	**
4-Book	**	**	**	**	**	**	**	**	**	**	**	**	**	**	**	**	**	**	**
KPWR-FM																			
	139	371	.5	65	234	.2	2.9	116	467	.4	3.0	74	305	.3	2.4	45	173	.2	3.3
SP '02								112	385	.4	2.9	96	327	.3	3.3	47	172	.2	3.3
4-Book	98	335	.3	54	198	.2	2.2												
KRCB-FM																			
	19	65	.1	14	50		.6	11	39		.3	5	27		.2	15	65	.1	1.1
SP '02								18	58		.5	20	53	.1	.7	17	56	.1	1.1
4-Book	15	51	.1	11	28		.5												
KRCV-FM																			
	10	36	.5	12	74		.5	50	120	.2	1.3	37	91	.1	1.2	5	13		.4
SP '02								33	92	.1	.9	32	75	.1	1.1	6	29		.4
4-Book	12	63	.6	23	73	.1	.9												
KRLA-AM																			
	6	15	.3					8	43		.2	18	59	.1	.6	7	16		.5
SP '02								6	30		.2	15	48	.1	.5	8	22		.5
4-Book	7	18	.4																
+KRLH-AM																			
	**	**	**	**	**	**	**	**	**	**	**	**	**	**	**	**	**	**	**
SP '02																			
4-Book	**	**	**	**	**	**	**	**	**	**	**	**	**	**	**	**	**	**	**

** Station(s) not reported this survey.

* Listener estimates adjusted for reported broadcast schedule.

+ Station(s) changed call letters - see Page 13.

4-Book: Avg. of current and previous 3 surveys.
2-Book: Avg. of most recent 2 surveys.

Target Listener Estimates

Men 25-54

Target Listener Estimates - Men 25-54

	Saturday 7PM-MID				Sunday 6AM-10AM				Sunday 10AM-3PM				Sunday 3PM-7PM				Sunday 7PM-MID			
	AQH (00)	Cume (00)	AQH Rtg	AQH Shr	AQH (00)	Cume (00)	AQH Rtg	AQH Shr	AQH (00)	Cume (00)	AQH Rtg	AQH Shr	AQH (00)	Cume (00)	AQH Rtg	AQH Shr	AQH (00)	Cume (00)	AQH Rtg	AQH Shr
KROO-FM																				
SP '02	74	329	.3	3.6	38	206	.1	1.7	88	436	.3	2.3	117	486	.4	3.8	62	357	.2	4.5
4-Book	102	416	.4	5.2	61	217	.2	2.5	179	680	.6	4.7	141	493	.5	4.8	82	374	.3	5.7
KRTH-FM																				
SP '02	62	173	.2	3.0	52	258	.2	2.3	161	468	.6	4.2	119	414	.4	3.9	66	178	.2	4.8
4-Book	63	220	.2	3.2	67	297	.3	2.8	128	482	.5	3.4	110	403	.4	3.7	46	198	.1	3.2
KSCA-FM																				
SP '02	49	172	.2	2.4	201	393	.7	9.0	175	370	.6	4.6	109	328	.4	3.6	51	130	.2	3.7
4-Book	39	138	.1	2.0	154	342	.6	6.4	126	345	.5	3.3	81	221	.3	2.7	38	127	.1	2.6
KSPN-AM																				
SP '02	5	51	.2	.2	9	37	.4	.4	14	55	.4	.4	24	59	.1	.8				
4-Book	**	**	**	**	**	**	**	**	**	**	**	**	**	**	**	**	**	**	**	**
KSSC-FM																				
SP '02	5	13	.2	.2	8	33	.4	.4	9	53	.2	.2	2	13	.1	.1				
4-Book	6	21	.3	.3	2	8	.1	.1	12	42	.3	.3	9	39	.3	.3	3	11	.2	.2
KSSE-FM																				
SP '02	34	146	.1	1.6	39	94	.1	1.7	54	209	.2	1.4	16	68	.1	.5	13	74	.1	1.0
4-Book	29	106	.1	1.5	29	95	.1	1.2	44	171	.2	1.2	25	74	.1	.8	18	65	.1	1.3
KTNO-AM																				
SP '02	19	67	.1	.9	13	25	.6	.6	30	75	.1	.8	19	48	.1	.6	5	12	.4	.4
4-Book	20	62	.1	1.0	10	35	.4	.4	23	60	.1	.6	12	37	.4	.4	9	32	.6	.6
KTWV-FM																				
SP '02	37	156	.1	1.8	35	151	.1	1.6	134	454	.5	3.5	133	396	.5	4.3	55	207	.2	4.0
4-Book	57	240	.2	2.9	66	214	.2	2.7	131	413	.5	3.4	129	370	.5	4.3	55	200	.2	3.8
KVIZ-FM																				
SP '02	30	140	.1	1.4	18	48	.1	.8	45	128	.2	1.2	70	172	.2	2.3	26	109	.1	1.9
4-Book	30	109	.1	1.5	18	56	.1	.8	35	100	.1	.9	33	93	.1	1.1	20	77	.1	1.4
KWKW-AM																				
SP '02	8	27	.4	.4	3	13	.1	.1									25	72	.1	1.8
4-Book	6	18	.3	.3	2	10	.1	.1	8	28	.2	.2	8	24	.3	.3	10	28	.7	.7
KWVE-FM																				
SP '02	5	27	.2	.2	26	124	.1	1.2	22	154	.1	.6	4	41	.1	.1	10	40	.7	.7
4-Book	14	38	.7	.7	25	108	.1	1.1	31	133	.1	.8	18	68	.1	.6	14	47	.1	1.0
KXOL-FM																				
SP '02	34	128	.1	1.6	71	215	.3	3.2	75	235	.3	2.0	79	199	.3	2.6	21	92	.1	1.5
4-Book	33	133	.1	1.6	85	230	.3	3.5	108	296	.4	2.8	64	194	.2	2.1	25	98	.1	1.7
KXTA-AM																				
SP '02	9	45	.4	.4	9	73	.4	.4	34	183	.1	.9	7	49	.2	.2	8	50	.6	.6
4-Book	16	55	.1	.8	4	31	.2	.2	24	119	.1	.6	29	90	.1	.9	7	49	.5	.5
KYSR-FM																				
SP '02	42	186	.1	2.0	29	215	.1	1.3	128	615	.5	3.4	101	345	.4	3.3	27	151	.1	2.0
4-Book	43	214	.2	2.2	47	201	.2	1.9	98	487	.4	2.6	71	318	.3	2.4	32	179	.1	2.3
KZLA-FM																				
SP '02	57	181	.2	2.7	46	219	.2	2.1	137	336	.5	3.6	61	210	.2	2.0	35	155	.1	2.6
4-Book	42	159	.2	2.1	51	165	.2	2.1	82	276	.3	2.2	57	209	.2	1.9	25	98	.1	1.7
KGGL-FM																				
SP '02	17	31	.1	.8									10	37	.3	.3				
4-Book	**	**	**	**	**	**	**	**	**	**	**	**	**	**	**	**	**	**	**	**
XTRA-AM																				
SP '02	2	15	.1	.1	25	88	.1	1.1	6	46	.2	.2	12	71	.4	.4	1	15	.1	.1
4-Book	6	28	.3	.3	28	102	.1	1.1	25	122	.1	.7	17	83	.1	.6	3	24	.2	.2
TOTALS																				
SP '02	2074	5993	7.4	7.4	2236	6761	8.0	8.0	3806	10149	13.6	13.6	3068	7943	11.0	11.0	1366	4644	4.9	4.9
4-Book	1994	6379	7.0	7.0	2446	6955	8.6	8.6	3820	10256	13.4	13.4	2981	7765	10.4	10.4	1432	4829	5.0	5.0

** Station(s) not reported this survey.

* Listener estimates adjusted for reported broadcast schedule.

+ Station(s) changed call letters - see Page 13.

4-Book: Avg. of current and previous 3 surveys.
2-Book: Avg. of most recent 2 surveys.

Target Listener Trends

Men 35-64																				
Monday-Sunday 6AM-MID				Monday-Friday 6AM-10AM				Monday-Friday 10AM-3PM				Monday-Friday 3PM-7PM				Monday-Friday 7PM-MID				
AQH (00)	Cume (00)	AQH Rtg	AQH Shr	AQH (00)	Cume (00)	AQH Rtg	AQH Shr	AQH (00)	Cume (00)	AQH Rtg	AQH Shr	AQH (00)	Cume (00)	AQH Rtg	AQH Shr	AQH (00)	Cume (00)	AQH Rtg	AQH Shr	
KZLA-FM																				
SP '02	110	1410	.5	2.9	171	776	.8	2.9	171	848	.8	3.3	112	794	.5	2.3	40	339	.2	2.4
WI '02	77	1405	.3	2.0	102	694	.5	1.7	99	676	.4	1.8	115	884	.5	2.3	26	439	.1	1.6
FA '01	75	1563	.3	1.8	89	681	.4	1.3	101	818	.4	1.7	112	834	.5	2.2	24	393	.1	1.6
SU '01	73	1679	.3	1.9	81	770	.3	1.4	97	826	.4	1.8	88	838	.4	1.8	33	387	.1	1.9
4-Book	84	1514	.4	2.2	111	730	.5	1.8	117	792	.5	2.2	107	838	.5	2.2	31	390	.1	1.9
SP '01	89	1566	.4	2.1	76	700	.3	1.2	136	793	.6	2.3	144	961	.6	2.7	39	435	.2	2.3
KGGI-FM																				
SP '02	3	187		.1	4	54		.1	2	61		.1	4	81		.1	3	38		.2
WI '02	9	196		.2	11	84		.2	15	108		.3	13	98		.3	2	14		.1
FA '01	**	**	**	**	**	**	**	**	**	**	**	**	**	**	**	**	**	**	**	**
SU '01	4	263		.1	7	77		.1	1	55		.1	4	97		.1	2	59		.1
4-Book	**	**	**	**	**	**	**	**	**	**	**	**	**	**	**	**	**	**	**	**
SP '01	**	**	**	**	**	**	**	**	**	**	**	**	**	**	**	**	**	**	**	**
XTRA-AM																				
SP '02	40	1007	.2	1.1	48	331	.2	.8	83	424	.4	1.6	70	609	.3	1.5	5	200		.3
WI '02	42	1117	.2	1.1	44	500	.2	.7	78	513	.3	1.4	81	696	.4	1.6	7	161		.4
FA '01	41	1199	.2	1.0	60	443	.3	.9	60	609	.3	1.0	65	668	.3	1.3	13	152	.1	.9
SU '01	53	1220	.2	1.4	77	543	.3	1.3	99	599	.4	1.8	83	801	.3	1.7	15	182	.1	.9
4-Book	44	1136	.2	1.2	57	454	.3	.9	80	536	.4	1.5	75	694	.3	1.5	10	174	.1	.6
SP '01	48	1511	.2	1.2	40	610	.2	.6	63	592	.3	1.1	120	927	.5	2.3	14	235	.1	.8
TOTALS																				
SP '02	3782	21348	16.8		5881	18795	26.2		5252	16060	23.4		4789	17946	21.3		1633	10735	7.3	
WI '02	3911	21650	17.4		6130	18667	27.3		5478	16274	24.4		5030	18094	22.4		1607	11200	7.1	
FA '01	4121	22458	17.5		6666	20115	28.3		5833	17640	24.8		5151	19193	21.9		1511	11200	6.4	
SU '01	3891	22684	16.4		5961	19605	25.1		5421	17272	22.8		4797	18984	20.2		1749	11996	7.4	
4-Book	3926	22035	17.0		6160	19296	26.7		5496	16812	23.9		4942	18554	21.5		1625	11283	7.1	
SP '01	4168	23019	17.5		6564	19729	27.6		5920	17274	24.9		5241	19392	22.0		1717	11526	7.2	

** Station(s) not reported this survey.

* Listener estimates adjusted for reported broadcast schedule.

+ Station(s) changed call letters - see Page 13.

4-Book: Avg. of current and previous 3 surveys.
2-Book: Avg. of most recent 2 surveys.

Target Listener Estimates

Men 35-64																				
Monday-Friday 6AM-7PM				Weekend 6AM-MID				Saturday 6AM-10AM				Saturday 10AM-3PM				Saturday 3PM-7PM				
AQH (00)	Cume (00)	AQH Rtg	AQH Shr	AQH (00)	Cume (00)	AQH Rtg	AQH Shr	AQH (00)	Cume (00)	AQH Rtg	AQH Shr	AQH (00)	Cume (00)	AQH Rtg	AQH Shr	AQH (00)	Cume (00)	AQH Rtg	AQH Shr	
KLAC-AM SP '02 4-Book	58 53	1161 863	.3 .3	1.1 1.0	30 18	624 329	.1 .1	1.2 .7	7 5	25 25	.2 .1	29 27	116 92	.1 .1	.7 .6	25 15	86 63	.1 .1	.8 .5	
KLAX-FM SP '02 4-Book	129 105	1086 1053	.6 .5	2.4 1.9	77 65	694 713	.3 .3	3.0 2.5	121 99	256 241	.5 .4	3.8 2.9	127 96	259 223	.6 .4	3.1 2.2	101 75	177 178	.4 .3	3.4 2.5
KLOS-FM SP '02 4-Book	195 240	2306 2369	.9 1.1	3.7 4.4	65 94	1213 1264	.3 .4	2.6 3.6	90 122	281 370	.4 .5	2.8 3.5	138 176	511 522	.6 .8	3.4 4.0	89 128	286 402	.4 .6	3.0 4.1
KLSX-FM SP '02 4-Book	232 252	1854 1995	1.0 1.1	4.4 4.6	31 40	631 685	.1 .2	1.2 1.5	22 41	112 160	.1 .2	.7 1.2	26 56	134 200	.1 .3	.6 1.3	26 40	104 141	.1 .2	.9 1.3
KLTX-AM SP '02 4-Book	36 49	193 200	.2 .2	.7 .9	29 27	151 148	.1 .1	1.1 1.0	51 45	87 87	.2 .2	1.6 1.3	41 42	64 83	.2 .2	1.0 1.0	24 29	26 58	.1 .1	.8 1.0
KLVE-FM SP '02 4-Book	135 135	1428 1424	.6 .6	2.5 2.5	70 77	1023 974	.3 .3	2.8 3.0	110 104	281 292	.5 .5	3.5 3.1	106 101	290 301	.5 .5	2.6 2.3	52 67	160 199	.2 .3	1.7 2.2
KLYY-FM SP '02 4-Book	30 31	391 401	.1 .1	.6 .6	18 21	200 251	.1 .1	.7 .8	24 20	55 46	.1 .1	.8 .6	18 33	67 106	.1 .1	.4 .7	16 34	39 86	.1 .2	.5 1.1
KMXN-FM SP '02 4-Book	13 **	207 **	.1 **	.2 **	13 **	192 **	.1 **	.5 **	13 **	46 **	.1 **	.4 **	33 **	102 **	.1 **	.8 **	18 **	87 **	.1 **	.6 **
KMZT-FM SP '02 4-Book	102 99	1059 1101	.5 .4	1.9 1.8	37 55	552 732	.2 .3	1.5 2.1	53 58	156 201	.2 .3	1.7 1.7	55 82	167 240	.2 .3	1.3 1.8	41 59	131 185	.2 .3	1.4 1.9
KNX -AM SP '02 4-Book	169 218	2990 3271	.8 1.0	3.2 3.9	59 81	1346 1551	.3 .4	2.3 3.1	143 145	615 586	.6 .6	4.5 4.3	76 101	414 483	.3 .4	1.9 2.3	49 81	266 299	.2 .4	1.6 2.6
KOST-FM SP '02 4-Book	161 157	1643 1725	.7 .7	3.0 2.8	82 86	1064 1105	.4 .4	3.2 3.3	134 110	388 351	.6 .5	4.2 3.2	121 147	414 459	.5 .6	2.9 3.3	101 117	321 365	.4 .5	3.4 3.8
KPLS-AM SP '02 4-Book	27 **	303 **	.1 **	.5 **	9 **	162 **	.4 **	.4 **	10 **	47 **	.3 **	.3 **	9 **	28 **	.2 **	.2 **	14 **	14 **	.1 **	.5 **
KPWR-FM SP '02 4-Book	57 54	889 811	.3 .3	1.1 1.0	42 35	688 497	.2 .1	1.7 1.3	37 42	162 143	.2 .2	1.2 1.2	64 50	263 147	.3 .2	1.6 1.2	56 51	293 180	.2 .2	1.9 1.7
KRCD-FM SP '02 4-Book	54 45	413 335	.2 .2	1.0 .8	16 19	188 210	.1 .1	.6 .7	6 7	24 28	.2 .2	.2 .2	28 41	83 107	.1 .2	.7 1.0	15 27	41 68	.1 .1	.5 .9
KRCV-FM SP '02 4-Book	50 51	343 388	.2 .2	.9 .9	26 23	317 241	.1 .1	1.0 .9	24 30	60 65	.1 .1	.8 .9	32 36	101 116	.1 .2	.8 .9	55 35	133 94	.2 .2	1.8 1.1
KRLA-AM SP '02 4-Book	34 71	542 712	.2 .3	.6 1.3	10 8	170 166	.4 .3	.4 .3	1 7	13 30	.2 .2	.2 .2	4 6	26 33	.1 .1	.1 .1	37 16	71 39	.2 .1	1.2 .5
+KRLH-AM SP '02 4-Book	1 **	34 **	.1 **	.1 **	** **	18 **	.1 **	.1 **	** **	** **	.1 **	.1 **	2 **	18 **	.1 **	.1 **	** **	** **	.1 **	.1 **

** Station(s) not reported this survey. * Listener estimates adjusted for reported broadcast schedule. + Station(s) changed call letters - see Page 13. 4-Book: Avg. of current and previous 3 surveys. 2-Book: Avg. of most recent 2 surveys.

Target Listener Estimates

Men 35-64

Target Listener Estimates - Men 35-64

	Monday-Friday 6AM-7PM				Weekend 6AM-MID				Saturday 6AM-10AM				Saturday 10AM-3PM				Saturday 3PM-7PM			
	AQH (00)	Cume (00)	AQH Rtg	AQH Shr	AQH (00)	Cume (00)	AQH Rtg	AQH Shr	AQH (00)	Cume (00)	AQH Rtg	AQH Shr	AQH (00)	Cume (00)	AQH Rtg	AQH Shr	AQH (00)	Cume (00)	AQH Rtg	AQH Shr
KROQ-FM																				
SP '02	109	1780	.5	2.1	40	887	.2	1.6	47	199	.2	1.5	70	330	.3	1.7	42	181	.2	1.4
4-Book	134	1501	.6	2.4	65	947	.3	2.5	57	241	.3	1.6	125	442	.5	2.8	95	340	.4	3.1
KRTH-FM																				
SP '02	209	2667	.9	3.9	126	1783	.6	5.0	127	429	.6	4.0	194	603	.9	4.7	124	414	.6	4.2
4-Book	237	2755	1.0	4.3	131	1925	.6	5.0	145	520	.6	4.2	269	826	1.2	6.0	152	534	.7	5.0
KSCA-FM																				
SP '02	281	1623	1.2	5.3	126	1092	.6	5.0	338	660	1.5	10.6	208	480	.9	5.1	108	285	.5	3.6
4-Book	267	1606	1.2	4.8	106	1028	.5	4.0	355	628	1.5	10.3	168	453	.7	3.8	87	241	.4	2.8
KSPN-AM																				
SP '02	52	606	.2	1.0	6	232	.2	.2	13	77	.1	.4	8	72	.2	.2	1	18	.2	.2
4-Book	**	**	**	**	**	**	**	**	**	**	**	**	**	**	**	**	**	**	**	**
KSSC-FM																				
SP '02	2	95	.1	.1	2	77	.1	.1	2	19	.1	.1	4	13	.1	.1	5	11	.1	.1
4-Book	2	93	.1	.1	2	57	.1	.1	3	13	.1	.1	4	15	.1	.1	5	11	.1	.1
KSSE-FM																				
SP '02	42	440	.2	.8	23	301	.1	.9	30	82	.1	.9	52	124	.2	1.3	38	128	.2	1.3
4-Book	30	328	.1	.6	16	224	.1	.6	18	58	.1	.5	31	79	.1	.8	23	76	.1	.8
KTNQ-AM																				
SP '02	47	390	.2	.9	28	198	.1	1.1	76	138	.3	2.4	37	62	.2	.9	9	37	.2	.9
4-Book	41	369	.2	.7	22	240	.1	.8	57	121	.3	1.6	36	87	.2	.8	12	26	.2	.8
KTWV-FM																				
SP '02	265	2097	1.2	5.0	99	1324	.4	3.9	89	313	.4	2.8	127	467	.6	3.1	97	309	.4	3.3
4-Book	276	2309	1.2	5.0	134	1578	.6	5.1	123	436	.5	3.6	260	692	1.1	5.8	171	511	.7	5.6
KWIZ-FM																				
SP '02	60	496	.3	1.1	26	323	.1	1.0	33	125	.1	1.0	30	60	.1	.7	33	85	.1	1.1
4-Book	36	272	.2	.7	16	176	.1	.6	21	58	.1	.6	19	37	.1	.4	14	36	.1	.5
KWKV-AM																				
SP '02	30	327	.1	.6	12	194	.1	.5	21	53	.1	.7	13	53	.1	.3	29	46	.1	1.0
4-Book	33	289	.1	.6	12	155	.1	.5	22	46	.1	.7	18	57	.1	.4	16	33	.1	.5
KWVE-FM																				
SP '02	21	435	.1	.4	16	299	.1	.6	9	80	.1	.3	14	64	.1	.3	29	106	.1	1.0
4-Book	32	440	.2	.6	18	251	.1	.7	7	42	.1	.2	22	62	.1	.5	26	69	.1	.9
KXOL-FM																				
SP '02	93	717	.4	1.8	57	526	.3	2.3	73	152	.3	2.3	133	311	.6	3.2	58	164	.3	1.9
4-Book	92	799	.4	1.7	48	491	.2	1.9	69	165	.3	2.0	104	225	.5	2.4	44	127	.2	1.4
KXTA-AM																				
SP '02	66	931	.3	1.2	17	400	.1	.7	27	106	.1	.8	16	110	.1	.4	33	104	.1	1.1
4-Book	53	783	.2	1.0	20	400	.1	.8	20	77	.1	.6	42	161	.2	.9	28	104	.1	.9
KYSR-FM																				
SP '02	84	1558	.4	1.6	56	879	.2	2.2	35	213	.2	1.1	142	358	.6	3.5	89	289	.4	3.0
4-Book	94	1434	.4	1.7	49	810	.2	1.8	44	185	.2	1.3	98	347	.4	2.3	77	270	.3	2.5
KZLA-FM																				
SP '02	153	1175	.7	2.9	80	839	.4	3.2	56	308	.2	1.8	136	336	.6	3.3	97	347	.4	3.3
4-Book	112	1243	.5	2.1	69	897	.3	2.6	76	286	.3	2.2	139	449	.6	3.2	81	314	.4	2.7
KGFI-FM																				
SP '02	3	159	.1	.1	2	53	.1	.1	2	15	.1	.1	5	26	.1	.1	6	26	.1	.1
4-Book	**	**	**	**	**	**	**	**	**	**	**	**	**	**	**	**	**	**	**	**
XTRA-AM																				
SP '02	68	806	.3	1.3	13	366	.1	.5	32	99	.1	1.0	20	114	.1	.5	22	107	.1	.7
4-Book	71	974	.3	1.3	18	372	.1	.7	38	149	.2	1.1	28	122	.1	.6	14	66	.1	.5
TOTALS																				
SP '02	5303	21008	23.6		2531	17071	11.3		3183	8479	14.2		4107	9955	18.3		2982	7601	13.3	
4-Book	5529	21680	24.0		2625	17582	11.4		3420	8997	14.8		4421	10646	19.2		3071	8024	13.3	

** Station(s) not reported this survey.

* Listener estimates adjusted for reported broadcast schedule.

+ Station(s) changed call letters - see Page 13.

4-Book: Avg. of current and previous 3 surveys.
2-Book: Avg. of most recent 2 surveys.

Target Listener Estimates

Men 35-64																				
Saturday 7PM-MID				Sunday 6AM-10AM				Sunday 10AM-3PM				Sunday 3PM-7PM				Sunday 7PM-MID				
AQH (00)	Cume (00)	AQH Rtg	AQH Shr	AQH (00)	Cume (00)	AQH Rtg	AQH Shr	AQH (00)	Cume (00)	AQH Rtg	AQH Shr	AQH (00)	Cume (00)	AQH Rtg	AQH Shr	AQH (00)	Cume (00)	AQH Rtg	AQH Shr	
KABC-AM																				
SP '02	19	68	.1	1.3	79	219	.4	3.8	60	176	.3	2.0	39	134	.2	1.7	19	50	.1	1.8
4-Book	20	67	.1	1.4	85	212	.4	3.8	76	230	.4	2.5	50	182	.2	2.1	14	57	.1	1.3
KBIG-FM																				
SP '02	48	219	.2	3.2	20	151	.1	1.0	120	366	.5	3.9	45	229	.2	1.9	38	149	.2	3.6
4-Book	75	252	.3	5.2	18	123	.1	.8	69	278	.3	2.2	43	161	.2	1.8	28	114	.1	2.6
KBLA-AM																				
SP '02	29	130	.1	1.9	12	30	.1	.6	10	55	.1	.3	44	100	.2	1.9	11	51		1.0
4-Book	18	77	.1	1.2	17	46	.1	.8	19	62	.1	.6	34	77	.2	1.5	10	35		.9
KBUA-FM																				
SP '02	5	12		.3					14	21	.1	.5	7	10		.3				
4-Book	4	18		.2	10	23	.1	.5	20	40	.1	.7	7	20		.3	2	15		.2
KBUE-FM																				
SP '02	33	104	.1	2.2	26	141	.1	1.2	37	136	.2	1.2	32	100	.1	1.4	6	41		.6
4-Book	19	72	.1	1.3	36	105	.2	1.6	47	177	.2	1.5	31	98	.2	1.4	12	43	.1	1.1
KCBS-FM																				
SP '02	40	206	.2	2.6	34	164	.2	1.6	115	418	.5	3.8	104	390	.5	4.4	16	127	.1	1.5
4-Book	48	231	.2	3.3	50	208	.2	2.3	127	490	.6	4.1	110	373	.5	4.7	38	186	.2	3.5
KDIS-AM																				
SP '02	3	15		.2	7	43		.3	5	13		.2	9	26		.4				
4-Book	**	**	**	**	**	**	**	**	**	**	**	**	**	**	**	**	**	**	**	**
KFI -AM																				
SP '02	38	98	.2	2.5	62	294	.3	3.0	158	441	.7	5.2	56	104	.2	2.4	61	183	.3	5.8
4-Book	27	103	.1	1.8	88	312	.4	4.0	119	363	.5	3.8	40	126	.2	1.7	44	136	.2	4.2
KFSH-FM																				
SP '02					14	123	.1	.7	11	100		.4	5	46		.2	4	15		.4
4-Book	7	28		.4	19	100	.1	.9	22	109	.1	.7	20	75	.1	.9	6	31		.5
KFVB-AM																				
SP '02	28	176	.1	1.9	57	341	.3	2.7	41	265	.2	1.3	46	213	.2	2.0	29	134	.1	2.8
4-Book	22	147	.1	1.5	71	313	.3	3.2	52	283	.2	1.7	39	184	.2	1.7	20	129	.1	1.9
+KHHT-FM																				
SP '02	20	67	.1	1.3	21	74	.1	1.0	25	131	.1	.8	18	110	.1	.8	30	74	.1	2.8
4-Book	35	127	.2	2.4	44	107	.2	2.0	58	181	.3	1.9	53	158	.3	2.3	32	84	.1	3.0
KHJ -AM																				
SP '02	6	16		.4	25	64	.1	1.2	18	68	.1	.6	17	36	.1	.7				
4-Book	25	90	.1	1.7	41	96	.2	1.9	40	116	.2	1.3	33	62	.1	1.4	18	73	.1	1.7
KIIS-FM																				
SP '02	43	127	.2	2.8	48	240	.2	2.3	73	305	.3	2.4	23	178	.1	1.0	8	38		.8
4-Book	32	129	.2	2.2	47	184	.2	2.1	85	310	.4	2.8	39	178	.2	1.7	13	64	.1	1.2
KVVS-FM																				
SP '02					1	4			2	4		.1	2	15		.1				
4-Book													2	8		.1				
KJLH-FM																				
SP '02	66	103	.3	4.4	105	227	.5	5.0	63	201	.3	2.1	62	145	.3	2.6	12	53	.1	1.1
4-Book	45	129	.2	3.1	91	211	.4	4.1	83	245	.4	2.7	70	145	.3	3.0	32	79	.2	2.8
KKBT-FM																				
SP '02	7	35		.5	19	52	.1	.9	27	112	.1	.9	25	102	.1	1.1	26	100	.1	2.5
4-Book	28	123	.1	1.9	30	81	.2	1.3	46	127	.2	1.5	54	143	.2	2.3	35	128	.2	3.2
KKLA-FM																				
SP '02									13	55	.1	.4	9	40		.4	10	21		.9
4-Book	6	15		.4	5	20		.3	9	38	.1	.3	6	28		.3	6	15		.6

** Station(s) not reported this survey.

* Listener estimates adjusted for reported broadcast schedule.

+ Station(s) changed call letters - see Page 13.

4-Book: Avg. of current and previous 3 surveys.
2-Book: Avg. of most recent 2 surveys.

Target Listener Estimates

Men 35-64

	Saturday 7PM-MID				Sunday 6AM-10AM				Sunday 10AM-3PM				Sunday 3PM-7PM				Sunday 7PM-MID			
	AQH (00)	Cume (00)	AQH Rtg	AQH Shr	AQH (00)	Cume (00)	AQH Rtg	AQH Shr	AQH (00)	Cume (00)	AQH Rtg	AQH Shr	AQH (00)	Cume (00)	AQH Rtg	AQH Shr	AQH (00)	Cume (00)	AQH Rtg	AQH Shr
KLAC-AM																				
SP '02	11	57	.1	.7	5	24	.2		35	194	.2	1.1	117	399	.5	5.0	18	85	.1	1.7
4-Book	10	40	.1	.7	4	23	.2		22	97	.1	.7	47	152	.2	2.0	12	51	.1	1.1
KLAX-FM																				
SP '02	48	100	.2	3.2	60	196	.3	2.9	67	148	.3	2.2	76	170	.3	3.2	25	85	.1	2.4
4-Book	45	127	.2	3.1	64	187	.3	2.9	74	204	.3	2.4	57	147	.3	2.5	14	53	.1	1.2
KLOS-FM																				
SP '02	31	170	.1	2.0	28	103	.1	1.3	49	231	.2	1.6	77	334	.3	3.3	26	105	.1	2.5
4-Book	44	177	.2	3.0	52	200	.2	2.3	99	356	.4	3.2	98	347	.4	4.1	41	174	.2	3.8
KLSX-FM																				
SP '02	7	27	.1	.5	76	252	.3	3.6	62	208	.3	2.0	23	82	.1	1.0	11	30	.1	1.0
4-Book	12	68	.1	.9	58	197	.2	2.7	67	239	.3	2.2	32	92	.1	1.4	19	69	.1	1.7
KLTX-AM																				
SP '02	16	26	.1	1.1	50	115	.2	2.4	28	37	.1	.9	20	36	.1	.8	8	13	.1	.8
4-Book	16	37	.1	1.1	38	86	.2	1.7	25	56	.1	.8	13	37	.1	.6	11	29	.1	.8
KLVE-FM																				
SP '02	95	193	.4	6.3	71	233	.3	3.4	70	232	.3	2.3	37	89	.2	1.6	13	48	.1	1.2
4-Book	71	207	.3	4.9	77	200	.4	3.5	102	293	.5	3.3	57	153	.3	2.5	36	113	.2	3.2
KLYY-FM																				
SP '02					13	56	.1	.6	48	102	.2	1.6	25	50	.1	1.1	1	12	.1	.1
4-Book	12	52	.1	.9	11	36	.1	.5	25	68	.1	.9	25	58	.1	1.1	9	41	.1	.8
KMXN-FM																				
SP '02	9	29	.1	.6	7	45	.1	.3	15	58	.1	.5	9	46	.1	.4	2	15	.1	.2
4-Book	**	**	**	**	**	**	**	**	**	**	**	**	**	**	**	**	**	**	**	**
KMZT-FM																				
SP '02	22	100	.1	1.5	29	81	.1	1.4	50	150	.2	1.6	30	134	.1	1.3	21	110	.1	2.0
4-Book	29	139	.2	2.0	44	172	.2	2.0	83	260	.4	2.7	56	178	.3	2.4	29	128	.1	2.7
KNX -AM																				
SP '02	27	187	.1	1.8	77	318	.3	3.7	34	206	.2	1.1	45	131	.2	1.9	37	178	.2	3.5
4-Book	49	233	.2	3.4	87	359	.4	4.0	81	366	.4	2.6	61	237	.3	2.7	52	244	.2	4.8
KOST-FM																				
SP '02	40	141	.2	2.6	60	269	.3	2.9	108	380	.5	3.5	52	208	.2	2.2	47	149	.2	4.5
4-Book	46	170	.2	3.1	66	255	.3	3.0	109	370	.5	3.5	70	246	.3	3.0	27	112	.1	2.6
KPLS-AM																				
SP '02					7	26	.1	.3	14	59	.1	.5	21	58	.1	.9				
4-Book	**	**	**	**	**	**	**	**	**	**	**	**	**	**	**	**	**	**	**	**
KPWR-FM																				
SP '02	57	156	.3	3.8	27	117	.1	1.3	44	147	.2	1.4	29	121	.1	1.2	20	84	.1	1.9
4-Book	26	88	.1	1.8	24	90	.1	1.1	40	117	.2	1.3	32	104	.1	1.4	17	62	.1	1.6
KRCO-FM																				
SP '02	16	50	.1	1.1	18	67	.1	.9	18	60	.1	.6	2	16	.1	.1	19	68	.1	1.8
4-Book	12	36	.1	.9	9	35	.1	.5	20	71	.1	.6	17	39	.1	.7	14	49	.1	1.3
KRCV-FM																				
SP '02	12	51	.1	.8	12	74	.1	.6	39	93	.2	1.3	31	91	.1	1.3	7	29	.1	.7
4-Book	11	60	.1	.7	21	69	.1	1.0	22	57	.1	.7	23	63	.1	1.0	7	34	.1	.7
KRLA-AM																				
SP '02	6	15	.1	.4					8	43	.1	.3	25	73	.1	1.1	7	16	.1	.7
4-Book	9	25	.1	.6	1	4	.1	.1	7	37	.1	.3	16	55	.1	.7	7	23	.1	.7
+KRLH-AM																				
SP '02	**	**	**	**	**	**	**	**	**	**	**	**	**	**	**	**	**	**	**	**
4-Book	**	**	**	**	**	**	**	**	**	**	**	**	**	**	**	**	**	**	**	**

Target Listener Estimates - Men 35-64

** Station(s) not reported this survey.

* Listener estimates adjusted for reported broadcast schedule.

+ Station(s) changed call letters - see Page 13.

4-Book: Avg. of current and previous 3 surveys.
2-Book: Avg. of most recent 2 surveys.

Target Listener Estimates

	Men 35-64																			
	Saturday 7PM-MID				Sunday 6AM-10AM				Sunday 10AM-3PM				Sunday 3PM-7PM				Sunday 7PM-MID			
	AQH (00)	Cume (00)	AQH Rtg	AQH Shr	AQH (00)	Cume (00)	AQH Rtg	AQH Shr	AQH (00)	Cume (00)	AQH Rtg	AQH Shr	AQH (00)	Cume (00)	AQH Rtg	AQH Shr	AQH (00)	Cume (00)	AQH Rtg	AQH Shr
KROQ-FM																				
SP '02	25	133	.1	1.7	25	131	.1	1.2	42	259	.2	1.4	47	219	.2	2.0	18	122	.1	1.7
4-Book	37	158	.2	2.6	25	102	.1	1.1	79	322	.4	2.6	72	248	.3	3.1	29	130	.1	2.8
KRTH-FM																				
SP '02	65	218	.3	4.3	71	352	.3	3.4	188	589	.8	6.1	148	515	.7	6.3	85	245	.4	8.1
4-Book	57	246	.3	3.9	86	382	.4	3.9	156	602	.7	5.1	123	459	.6	5.3	58	251	.3	5.4
KSCA-FM																				
SP '02	42	133	.2	2.8	136	263	.6	6.5	110	237	.5	3.6	65	199	.3	2.8	26	72	.1	2.5
4-Book	20	87	.1	1.3	103	198	.5	4.7	79	217	.3	2.6	45	127	.2	2.0	22	72	.1	1.9
KSPN-AM																				
SP '02	3	34	.2	.2	12	52	.1	.6	4	28	.1	.1	12	34	.1	.5				
4-Book	**	**	**	**	**	**	**	**	**	**	**	**	**	**	**	**	**	**	**	**
KSSC-FM																				
SP '02					8	33	.4	.4	2	25	.1	.1								
4-Book	1	8	.1	.1	2	8	.1	.1	3	14	.1	.1	1	4	.1	.1	2	4	.1	.1
KSSE-FM																				
SP '02	13	64	.1	.9	9	37	.4	.4	24	101	.1	.8	14	52	.1	.6	6	27	.1	.6
4-Book	10	47	.1	.7	11	38	.5	.5	16	73	.1	.5	12	40	.1	.5	4	14	.1	.4
KTNQ-AM																				
SP '02	20	55	.1	1.3	24	42	.1	1.1	25	62	.1	.8	19	48	.1	.8	15	29	.1	1.4
4-Book	13	42	.1	.9	15	40	.1	.7	21	52	.1	.7	15	36	.1	.6	9	28	.1	.8
KTWV-FM																				
SP '02	63	235	.3	4.2	66	284	.3	3.1	157	496	.7	5.1	142	421	.6	6.0	54	194	.2	5.1
4-Book	73	294	.3	5.0	82	276	.3	3.7	156	482	.7	5.0	151	442	.7	6.4	59	210	.3	5.3
KWIZ-FM																				
SP '02	10	62	.7	.7	25	65	.1	1.2	37	82	.2	1.2	35	95	.2	1.5	11	47	.1	1.0
4-Book	14	55	.1	1.0	15	34	.1	.7	17	44	.1	.6	17	50	.1	.7	10	43	.1	.9
KWKW-AM																				
SP '02	14	31	.1	.9	7	30	.3	.3									14	56	.1	1.3
4-Book	10	24	.1	.6	2	11	.1	.1	6	24	.2	.2	13	30	.1	.5	10	29	.1	1.0
KWVE-FM																				
SP '02	5	27	.3	.3	16	77	.1	.8	31	180	.1	1.0	10	70	.4	.4	13	53	.1	1.2
4-Book	14	38	.1	1.0	18	81	.1	.8	30	126	.1	1.0	17	62	.1	.7	12	46	.1	1.1
KXOL-FM																				
SP '02	21	73	.1	1.4	38	113	.2	1.8	61	167	.3	2.0	57	141	.3	2.4	15	47	.1	1.4
4-Book	15	56	.1	1.0	47	123	.2	2.1	64	170	.3	2.1	30	99	.2	1.3	14	49	.1	1.3
KXTA-AM																				
SP '02	7	43	.5	.5	11	73	.5	.5	23	132	.1	.8	13	44	.1	.6	7	42	.7	.7
4-Book	16	53	.1	1.1	6	37	.3	.3	19	100	.1	.6	25	77	.1	1.1	7	44	.7	.7
KYSR-FM																				
SP '02	37	147	.2	2.4	15	99	.1	.7	54	315	.2	1.8	50	174	.2	2.1	16	73	.1	1.5
4-Book	25	115	.1	1.7	30	107	.2	1.4	61	281	.3	2.0	43	174	.2	1.8	13	79	.1	1.2
KZLA-FM																				
SP '02	55	141	.2	3.6	65	235	.3	3.1	127	346	.6	4.2	70	227	.3	3.0	29	124	.1	2.8
4-Book	34	142	.1	2.3	60	185	.3	2.7	82	304	.4	2.7	56	203	.2	2.4	23	111	.1	2.1
KGGI-FM																				
SP '02	**	**	**	**	**	**	**	**	**	**	**	**	7	12	.3	.3	**	**	**	**
4-Book	**	**	**	**	**	**	**	**	**	**	**	**	**	**	**	**	**	**	**	**
XTRA-AM																				
SP '02	2	15	.1	.1	21	70	.1	1.0	5	31	.2	.2	8	56	.3	.3	1	15	.1	.1
4-Book	4	20	.3	.3	26	96	.1	1.2	22	110	.1	.7	12	63	.5	.5	3	17	.3	.3
TOTALS																				
SP '02	1513	4516	6.7	6.7	2100	6471	9.3	9.3	3059	8387	13.6	13.6	2356	6263	10.5	10.5	1053	3380	4.7	4.7
4-Book	1460	4798	6.4	6.4	2213	6380	9.6	9.6	3096	8549	13.4	13.4	2332	6151	10.1	10.1	1089	3705	4.7	4.7

** Station(s) not reported this survey.

* Listener estimates adjusted for reported broadcast schedule.

+ Station(s) changed call letters - see Page 13.

4-Book: Avg. of current and previous 3 surveys.
2-Book: Avg. of most recent 2 surveys.

Target Listener Trends

Women 12-24

	Monday-Sunday 6AM-MID				Monday-Friday 6AM-10AM				Monday-Friday 10AM-3PM				Monday-Friday 3PM-7PM				Monday-Friday 7PM-MID			
	AQH (00)	Cume (00)	AQH Rtg	AQH Shr	AQH (00)	Cume (00)	AQH Rtg	AQH Shr	AQH (00)	Cume (00)	AQH Rtg	AQH Shr	AQH (00)	Cume (00)	AQH Rtg	AQH Shr	AQH (00)	Cume (00)	AQH Rtg	AQH Shr
KABC-AM																				
SP '02	2	85	.1	.1	1	28	.1	.1	2	31	.1	.1	9	58	.1	.4				
WI '02		48			1	19	.1	.1	1	15	.1	.1	1	25	.1	.1				
FA '01	3	114	.2	.2	3	42	.2	.2	1	55	.1	.1	9	54	.1	.4	1	29		.1
SU '01	1	27	.1	.1		10												10		
4-Book	2	69	.1	.1	1	25	.1	.1	1	25	.1	.1	5	34	.1	.2		20		
SP '01		11																		
KBIG-FM																				
SP '02	35	1335	.3	2.1	36	477	.3	1.8	50	521	.4	3.0	54	670	.5	2.6	20	466	.2	1.5
WI '02	40	1305	.3	2.5	34	392	.3	1.9	69	528	.6	4.4	66	577	.6	3.1	20	310	.2	1.5
FA '01	30	1098	.3	1.9	28	301	.2	1.4	49	357	.4	3.2	45	508	.4	2.2	15	308	.1	1.1
SU '01	50	1461	.4	2.9	48	416	.4	2.7	105	784	.9	4.8	60	561	.5	2.9	18	354	.2	1.3
4-Book	39	1300	.3	2.4	37	397	.3	2.0	68	548	.6	3.9	56	579	.5	2.7	18	360	.2	1.4
SP '01	40	1170	.4	2.3	32	364	.3	1.6	58	439	.5	3.3	61	586	.5	2.6	20	354	.2	1.4
KBLA-AM																				
SP '02	3	75	.2	.2	3	22	.2	.2	5	11	.3	.3	1	20				11		
WI '02	1	24	.1	.1					1	11	.1	.1						24		
FA '01	3	66	.2	.2	3	33	.2	.2	2	33	.1	.1	4	43	.2	.2	3	11	.2	.2
SU '01	4	111	.2	.2	4	33	.2	.2	8	52	.1	.4	10	63	.1	.5		11		
4-Book	3	69	.2	.2	3	22	.2	.2	4	27	.2	.2	4	32	.2	.2	1	14	.1	.1
SF '01	9	101	.1	.5	1	22			15	45	.1	.9	16	34	.1	.7	4	33	.3	.3
KBUA-FM																				
SP '02	7	144	.1	.4	13	53	.1	.7	7	82	.1	.4	9	52	.1	.4	4	60	.3	.3
WI '02	9	138	.1	.6	10	68	.1	.5	7	59	.1	.4	15	36	.1	.7	6	25	.1	.5
FA '01	1	45	.1	.1	1	12	.1	.1	1	12	.1	.1	2	24	.1	.1				
SU '01	11	155	.1	.6	7	45	.1	.4	19	98	.2	.9	16	99	.1	.8	3	53	.2	.2
4-Book	7	121	.1	.4	8	45	.1	.4	9	63	.1	.5	11	53	.1	.5	3	35	.3	.3
SP '01	16	162	.1	.9	17	85	.1	.8	26	76	.2	1.5	18	84	.2	.8	11	59	.1	.8
KBUE-FM																				
SP '02	76	1067	.7	4.7	88	509	.8	4.5	100	568	.9	6.0	87	612	.8	4.2	53	507	.5	4.1
WI '02	68	942	.6	4.2	58	435	.5	3.2	77	436	.7	4.9	106	580	.9	5.0	42	344	.4	3.2
FA '01	60	1002	.5	3.8	89	461	.8	4.6	59	408	.5	3.8	82	512	.7	3.9	35	243	.3	2.7
SU '01	66	1058	.6	3.8	73	542	.6	4.1	69	609	.6	3.2	72	578	.6	3.5	59	471	.5	4.4
4-Book	68	1017	.6	4.1	77	487	.7	4.1	76	505	.7	4.5	87	571	.8	4.2	47	391	.4	3.6
SP '01	59	821	.5	3.4	50	395	.4	2.5	61	394	.5	3.5	70	476	.6	3.0	50	417	.4	3.5
KCBS-FM																				
SP '02	14	739	.1	.9	9	251	.1	.5	15	290	.1	.9	25	362	.2	1.2	9	243	.1	.7
WI '02	12	631	.1	.7	16	294	.1	.9	15	289	.1	.9	13	281	.1	.6	9	208	.1	.7
FA '01	13	410	.1	.8	18	174	.2	.9	18	188	.2	1.2	17	217	.2	.8	8	161	.1	.6
SU '01	17	578	.1	1.0	13	188	.1	.7	27	245	.2	1.2	27	295	.2	1.3	11	158	.1	.8
4-Book	14	590	.1	.9	14	227	.1	.8	19	253	.2	1.1	21	289	.2	1.0	9	193	.1	.7
SP '01	23	643	.2	1.3	27	301	.2	1.3	28	269	.2	1.6	38	396	.3	1.6	15	253	.1	1.1
KDIS-AM																				
SP '02	17	612	.1	1.0	22	257	.2	1.1	12	188	.1	.7	28	253	.2	1.3	12	203	.1	.9
WI '02	12	290	.1	.7	10	80	.1	.5	10	155	.1	.6	11	131	.1	.5	5	88	.1	.4
FA '01	14	528	.1	.9	18	222	.2	.9	10	135	.1	.6	23	230	.2	1.1	5	127	.1	.4
SU '01	**	**	**	**	**	**	**	**	**	**	**	**	**	**	**	**	**	**	**	**
4-Book	**	**	**	**	**	**	**	**	**	**	**	**	**	**	**	**	**	**	**	**
SP '01	20	512	.2	1.1	22	255	.2	1.1	20	223	.2	1.1	34	266	.3	1.4	12	174	.1	.8
KFI -AM																				
SP '02	5	141	.3	.3	6	31	.1	.3	11	94	.1	.7	3	63	.1	.1	3	34	.2	.2
WI '02	7	224	.1	.4	7	113	.1	.4	6	107	.1	.4	10	119	.1	.5	6	42	.1	.5
FA '01	4	231	.3	.3	7	95	.1	.4	6	90	.1	.4	4	98	.2	.2	3	18	.2	.2
SU '01	6	186	.1	.3	2	37	.1	.1	7	102	.1	.3	19	69	.2	.9	3	27	.2	.2
4-Book	6	196	.1	.3	6	69	.1	.3	8	98	.1	.5	9	87	.1	.4	4	30	.3	.3
SP '01	9	135	.1	.5	13	54	.1	.6	17	90	.1	1.0	5	62	.2	.2	8	47	.1	.6

** Station(s) not reported this survey.

* Listener estimates adjusted for reported broadcast schedule.

+ Station(s) changed call letters - see Page 13.

4-Book: Avg. of current and previous 3 surveys.
2-Book: Avg. of most recent 2 surveys.

Target Listener Trends - Women 12-24

Target Listener Trends

Women 12-24

	Monday-Sunday 6AM-MID				Monday-Friday 6AM-10AM				Monday-Friday 10AM-3PM				Monday-Friday 3PM-7PM				Monday-Friday 7PM-MID			
	AQH (00)	Cume (00)	AQH Rtg	AQH Shr	AQH (00)	Cume (00)	AQH Rtg	AQH Shr	AQH (00)	Cume (00)	AQH Rtg	AQH Shr	AQH (00)	Cume (00)	AQH Rtg	AQH Shr	AQH (00)	Cume (00)	AQH Rtg	AQH Shr
KFSH-FM																				
SP '02	14	363	.1	.9	17	177	.1	.9	13	84	.1	.8	18	166	.2	.9	9	137	.1	.7
WI '02	7	335	.1	.4	10	115	.1	.5	3	87	.2	.2	7	121	.1	.3	4	97	.1	.3
FA '01	9	307	.1	.6	26	152	.2	1.3	2	59	.1	.1	6	148	.1	.3	4	121	.1	.3
SU '01	16	405	.1	.9	22	215	.2	1.2	18	235	.2	.8	13	221	.1	.6	10	183	.1	.7
4-Book	12	353	.1	.7	19	165	.2	1.0	9	116	.1	.5	11	164	.1	.5	7	135	.1	.5
SP '01	25	474	.2	1.4	31	273	.3	1.5	24	215	.2	1.4	35	269	.3	1.5	13	197	.1	.9
KFVB-AM																				
SP '02	2	133	.1	.1	4	80	.2	.2		11			6	82	.1	.3		12		
WI '02	2	169	.1	.1	4	102	.2	.2	2	59	.1	.1	1	37			1	34		.1
FA '01	3	182	.2	.2	10	109	.1	.5	3	86	.2	.2	5	65	.2	.2		12		
SU '01	2	117	.1	.1	8	43	.1	.4	2	39	.1	.1	3	47	.1	.1		11		
4-Book	2	150	.1	.1	7	84	.1	.3	2	49	.1	.1	4	58	.2	.2		17		
SP '01	2	184	.1	.1	1	41			2	70	.1	.1	2	76	.1	.1				
+KHHT-FM																				
SP '02	93	1956	.8	5.7	90	687	.8	4.6	123	776	1.1	7.3	116	880	1.0	5.5	81	863	.7	6.2
WI '02	108	2101	.9	6.7	105	1009	.9	5.7	107	686	.9	6.8	93	951	.8	4.3	147	1005	1.3	11.3
FA '01	110	1955	1.0	6.9	110	803	1.0	5.7	117	819	1.0	7.6	117	882	1.0	5.6	100	833	.9	7.7
SU '01	75	1635	.7	4.4	54	570	.5	3.0	114	817	1.0	5.2	72	751	.6	3.5	72	697	.6	5.3
4-Book	97	1912	.9	5.9	90	767	.8	4.8	115	775	1.0	6.7	100	866	.9	4.7	100	850	.9	7.6
SP '01	67	1227	.6	3.8	59	546	.5	2.9	53	537	.5	3.0	80	670	.7	3.4	89	530	.8	6.3
KHJ -AM																				
SP '02	3	94	.2	.2	7	50	.1	.4	4	44	.2	.2		9				11		
WI '02		49			1	11	.1	.1		13				24						
FA '01	2	106	.1	.1	2	38	.1	.1	1	11	.1	.1	2	34	.1	.1	3	45	.2	.2
SU '01	1	77	.1	.1		20											1	28	.1	.1
4-Book	2	82	.1	.1	3	30	.2	.2	1	17	.1	.1	1	17	.1	.1	1	21	.1	.1
SP '01	2	75	.1	.1	6	43	.1	.3	2	32	.1	.1	2	23	.1	.1		11		
KIIS-FM																				
SP '02	215	5024	1.9	13.2	242	2427	2.1	12.4	179	2186	1.6	10.7	253	3011	2.2	12.1	217	2197	1.9	16.6
WI '02	195	5207	1.7	12.1	249	2710	2.2	13.6	153	2070	1.3	9.7	284	3130	2.5	13.3	138	2027	1.2	10.6
FA '01	227	5145	2.0	14.2	235	2486	2.1	12.2	172	2041	1.5	11.1	318	3202	2.8	15.3	206	2364	1.8	15.8
SU '01	231	5133	2.0	13.5	195	2337	1.7	10.8	284	3244	2.5	13.0	276	2988	2.4	13.3	219	2466	1.9	16.2
4-Book	217	5127	1.9	13.3	230	2490	2.0	12.3	197	2385	1.7	11.1	283	3083	2.5	13.5	195	2264	1.7	14.8
SP '01	248	4791	2.2	14.2	255	2473	2.2	12.7	191	2003	1.7	10.8	359	2792	3.1	15.2	220	2230	1.9	15.6
KVVS-FM																				
SP '02	11	240	.1	.7	18	152	.2	.9	9	123	.1	.5	18	157	.2	.9	4	64		.3
WI '02	12	218	.1	.7	21	167	.2	1.1	11	102	.1	.7	13	162	.1	.6	9	100	.1	.7
FA '01	8	111	.1	.5	8	71	.1	.4	11	58	.1	.7	13	63	.1	.6	2	24		.2
SU '01	4	116	.2	.2	2	16	.1	.1	7	88	.1	.3	5	46	.2	.2	7	54	.1	.5
4-Book	9	171	.1	.5	12	102	.1	.6	10	93	.1	.6	12	107	.1	.6	6	61	.1	.4
SP '01	5	128	.3	.3	3	75	.1	.1	7	77	.1	.4	6	97	.1	.3	4	86		.3
KJLH-FM																				
SP '02	14	469	.1	.9	10	147	.1	.5	11	141	.1	.7	10	153	.1	.5	12	150	.1	.9
WI '02	18	453	.2	1.1	10	114	.1	.5	9	114	.1	.6	19	178	.2	.9	16	178	.1	1.2
FA '01	11	381	.1	.7	4	94	.2	.2	8	126	.1	.5	11	164	.1	.5	20	159	.2	1.5
SU '01	22	454	.2	1.3	20	120	.2	1.1	21	240	.2	1.0	19	184	.2	.9	20	164	.2	1.5
4-Book	16	439	.2	1.0	11	119	.1	.6	12	155	.1	.7	15	170	.2	.7	17	163	.2	1.3
SP '01	18	478	.2	1.0	9	152	.1	.4	15	139	.1	.9	20	185	.2	.8	10	100	.1	.7
KKBT-FM																				
SP '02	141	3513	1.2	8.7	191	1608	1.7	9.8	115	1619	1.0	6.8	204	2316	1.8	9.8	117	1498	1.0	9.0
WI '02	132	3395	1.1	8.2	193	1625	1.7	10.5	114	1294	1.0	7.2	182	1946	1.6	8.5	107	1342	.9	8.2
FA '01	145	3405	1.3	9.1	214	1785	1.9	11.1	92	1395	.8	6.0	195	2032	1.7	9.4	131	1527	1.2	10.0
SU '01	146	3401	1.3	8.5	148	1457	1.3	8.2	179	1978	1.6	8.2	208	2054	1.8	10.0	118	1611	1.0	8.7
4-Book	141	3429	1.2	8.6	187	1619	1.7	9.9	125	1572	1.1	7.1	197	2087	1.7	9.4	118	1495	1.0	9.0
SP '01	129	3148	1.1	7.4	167	1523	1.5	8.3	114	1443	1.0	6.5	171	1721	1.5	7.2	128	1505	1.1	9.1

** Station(s) not reported this survey.

* Listener estimates adjusted for reported broadcast schedule.

+ Station(s) changed call letters - see Page 13.

4-Book: Avg. of current and previous 3 surveys.
2-Book: Avg. of most recent 2 surveys.

Target Listener Trends

Target Listener Trends - Women 12-24

Women 12-24																				
Monday-Sunday 6AM-MID				Monday-Friday 6AM-10AM				Monday-Friday 10AM-3PM				Monday-Friday 3PM-7PM				Monday-Friday 7PM-MID				
AQH (00)	Cume (00)	AQH Rtg	AQH Shr	AQH (00)	Cume (00)	AQH Rtg	AQH Shr	AQH (00)	Cume (00)	AQH Rtg	AQH Shr	AQH (00)	Cume (00)	AQH Rtg	AQH Shr	AQH (00)	Cume (00)	AQH Rtg	AQH Shr	
KKLA-FM																				
SP '02	2	75	.1	4	48	.2						1	29				14			
WI '02		29		1	9	.1						1	21							
FA '01	2	122	.1	2	57	.1		2	11	.1			9				12			
SU '01	1	45	.1						24			1	11				10			
4-Book	1	68	.1	2	29	.1		1	9			1	18				9			
SP '01	2	91	.1	3	49	.1		6	47	.1	.3	3	11			1	11		.1	
KLAC-AM																				
SP '02	3	128	.2						15			2	28	.1		6	65	.1	.5	
WI '02	3	51	.2	3	13	.2		3	21	.2		3	22	.1		3	22		.2	
FA '01		48			12							1	12							
SU '01	3	102	.2					8	23	.1	.4	5	53	.2		2	50		.1	
4-Book	2	82	.2	1	6	.1		3	15	.2		3	29	.1		3	34		.2	
SP '01		62		1	25				14											
KLAX-FM																				
SP '02	56	1036	.5	3.4	63	371	.5	3.2	78	587	.7	4.6	62	544	.5	3.0	32	269	.3	2.5
WI '02	57	1054	.5	3.6	41	394	.4	2.2	47	428	.4	3.0	70	439	.6	3.3	41	355	.4	3.2
FA '01	43	997	.4	2.7	42	362	.4	2.2	63	499	.6	4.1	53	441	.5	2.5	18	249	.2	1.4
SU '01	56	1121	.5	3.3	54	517	.5	3.0	71	613	.6	3.3	72	509	.6	3.5	46	349	.4	3.4
4-Book	53	1052	.5	3.3	50	411	.5	2.7	65	532	.6	3.8	64	483	.6	3.1	34	306	.3	2.6
SP '01	55	971	.5	3.2	63	550	.6	3.1	54	412	.5	3.1	74	548	.6	3.1	44	428	.4	3.1
KLCS-FM																				
SP '02	7	557	.1	.4	9	196	.1	.5	5	168	.3		9	142	.1	.4	5	138		.4
WI '02	13	546	.1	.8	16	201	.1	.9	13	209	.1	.8	17	252	.1	.8	13	159	.1	1.0
FA '01	11	514	.1	.7	28	181	.2	1.4	8	187	.1	.5	12	240	.1	.6	7	164	.1	.5
SU '01	13	565	.1	.8	16	187	.1	.9	16	257	.1	.7	20	212	.2	1.0	7	147	.1	.5
4-Book	11	546	.1	.7	17	191	.1	.9	11	205	.1	.6	15	212	.1	.7	8	152	.1	.6
SP '01	19	559	.2	1.1	15	196	.1	.7	13	183	.1	.7	40	349	.4	1.7	15	169	.1	1.1
KLTX-FM																				
SP '02	9	178	.1	.6	20	79	.2	1.0	19	73	.2	1.1	8	56	.1	.4	1	33		.1
WI '02	10	335	.1	.6	21	211	.2	1.1	12	117	.1	.8	19	149	.2	.9	3	70		.2
FA '01	9	317	.1	.6	18	167	.2	.9	5	56	.3		22	125	.2	1.1	3	81		.2
SU '01	12	407	.1	.7	34	131	.3	1.9	14	170	.1	.6	14	191	.1	.7	2	72		.1
4-Book	10	309	.1	.6	23	147	.2	1.2	13	104	.1	.7	16	130	.2	.8	2	64		.2
SP '01	18	346	.2	1.0	60	201	.5	3.0	15	69	.1	.9	20	123	.2	.8	6	77	.1	.4
KLTX-AM																				
SP '02	12	102	.1	.7	7	58	.1	.4	12	34	.1	.7	20	67	.2	1.0	9	67	.1	.7
WI '02	9	49	.1	.6	7	35	.1	.4	6	38	.1	.4	17	36	.1	.8	7	49	.1	.5
FA '01	14	104	.1	.9	10	59	.1	.5	24	43	.2	1.6	13	67	.1	.6	5	61		.4
SU '01	16	88	.1	.9	23	52	.2	1.3	11	55	.1	.5	18	74	.2	.9	11	53	.1	.8
4-Book	13	86	.1	.8	12	51	.1	.7	13	43	.1	.8	17	61	.2	.8	8	58	.1	.6
SP '01	14	101	.1	.8	16	90	.1	.8	23	67	.2	1.3	13	78	.1	.6	10	78	.1	.7
KLVE-FM																				
SP '02	41	1055	.4	2.5	58	517	.5	3.0	52	404	.5	3.1	36	406	.3	1.7	32	382	.3	2.5
WI '02	48	1120	.4	3.0	74	548	.6	4.0	53	410	.5	3.4	51	526	.4	2.4	29	331	.3	2.2
FA '01	66	1280	.6	4.1	67	476	.6	3.5	74	570	.7	4.8	81	589	.7	3.9	52	439	.5	4.0
SU '01	54	1155	.5	3.1	69	370	.6	3.8	94	659	.8	4.3	34	306	.3	1.6	27	305	.2	2.0
4-Book	52	1153	.5	3.2	67	478	.6	3.6	68	511	.6	3.9	51	457	.4	2.4	35	364	.3	2.7
SP '01	71	1445	.6	4.1	69	611	.6	3.4	84	644	.7	4.8	106	785	.9	4.5	60	623	.5	4.2
KLYY-FM																				
SP '02	27	836	.2	1.7	31	362	.3	1.6	25	336	.2	1.5	44	488	.4	2.1	15	306	.1	1.1
WI '02	37	1060	.3	2.3	23	357	.2	1.3	42	494	.4	2.7	62	556	.5	2.9	28	505	.2	2.2
FA '01	35	914	.3	2.2	40	352	.4	2.1	29	383	.3	1.9	46	496	.4	2.2	29	385	.3	2.2
SU '01	40	1171	.4	2.3	32	325	.3	1.8	55	664	.5	2.5	56	613	.5	2.7	21	356	.2	1.5
4-Book	35	995	.3	2.1	32	349	.3	1.7	38	469	.4	2.2	52	538	.5	2.5	23	388	.2	1.8
SP '01	49	1225	.4	2.8	61	661	.5	3.0	49	499	.4	2.8	81	661	.7	3.4	30	489	.3	2.1

** Station(s) not reported this survey.

* Listener estimates adjusted for reported broadcast schedule.

+ Station(s) changed call letters - see Page 13.

4-Book: Avg. of current and previous 3 surveys.
2-Book: Avg. of most recent 2 surveys.

Target Listener Trends

Women 12-24

	Monday-Sunday 6AM-MID				Monday-Friday 6AM-10AM				Monday-Friday 10AM-3PM				Monday-Friday 3PM-7PM				Monday-Friday 7PM-MID			
	AQH (00)	Cume (00)	AQH Rtg	AQH Shr	AQH (00)	Cume (00)	AQH Rtg	AQH Shr	AQH (00)	Cume (00)	AQH Rtg	AQH Shr	AQH (00)	Cume (00)	AQH Rtg	AQH Shr	AQH (00)	Cume (00)	AQH Rtg	AQH Shr
KMXN-FM																				
SP '02	11	249	.1	.7	12	115	.1	.6	21	143	.2	1.3	12	153	.1	.6	6	104	.1	.5
WI '02	**	**	**	**	**	**	**	**	**	**	**	**	**	**	**	**	**	**	**	**
FA '01	**	**	**	**	**	**	**	**	**	**	**	**	**	**	**	**	**	**	**	**
SU '01	**	**	**	**	**	**	**	**	**	**	**	**	**	**	**	**	**	**	**	**
4-Book	**	**	**	**	**	**	**	**	**	**	**	**	**	**	**	**	**	**	**	**
SP '01	6	128	.1	.3	7	87	.1	.3	10	59	.1	.6	14	97	.1	.6				
KMZT-FM																				
SP '02	8	269	.1	.5	8	121	.1	.4	10	107	.1	.6	7	106	.1	.3	8	96	.1	.6
WI '02	5	285		.3	1	41		.1	6	114	.1	.4	12	154	.1	.6	5	117		.4
FA '01	4	187		.3	7	63	.1	.4	3	78		.2	5	82		.2	3	55		.2
SU '01	5	208		.3	5	56		.3	8	89	.1	.4	7	88	.1	.3	4	97		.3
4-Book	6	237		.4	5	70	.1	.3	7	97	.1	.4	8	108	.1	.4	5	91		.4
SP '01	3	166		.2	4	57		.2	2	63		.1	1	23			6	46	.1	.4
KNX -AM																				
SP '02	1	120		.1	3	65		.2		10			2	61		.1	1	31		.1
WI '02	4	207		.2	15	122	.1	.8	3	75		.2	3	52		.1	1	27		.1
FA '01	1	158		.1	4	78		.2					2	65		.1		13		
SU '01	3	192		.2	5	66		.3	2	71		.1	7	66	.1	.3		16		
4-Book	2	169		.2	7	83		.4	1	39		.1	4	61		.2	1	22		.1
SP '01	2	114		.1	2	72		.1	2	49		.1	3	57		.1	1	28		.1
KOST-FM																				
SP '02	48	1302	.4	2.9	44	493	.4	2.3	50	467	.4	3.0	54	559	.5	2.6	59	593	.5	4.5
WI '02	49	1514	.4	3.1	47	581	.4	2.6	60	454	.5	3.8	52	465	.5	2.4	55	649	.5	4.2
FA '01	68	1595	.6	4.3	39	424	.3	2.0	105	575	.9	6.8	74	618	.7	3.6	83	753	.7	6.4
SU '01	68	1723	.6	4.0	57	551	.5	3.2	99	706	.9	4.5	74	697	.6	3.6	74	789	.6	5.5
4-Book	58	1534	.5	3.6	47	512	.4	2.5	79	551	.7	4.5	64	585	.6	3.1	68	696	.6	5.2
SP '01	46	1395	.4	2.6	31	453	.3	1.5	59	504	.5	3.3	58	566	.5	2.5	54	677	.5	3.8
KPLS-AM																				
SP '02																				
WI '02	**	**	**	**	**	**	**	**	**	**	**	**	**	**	**	**	**	**	**	**
FA '01	**	**	**	**	**	**	**	**	**	**	**	**	**	**	**	**	**	**	**	**
SU '01	**	**	**	**	**	**	**	**	**	**	**	**	**	**	**	**	**	**	**	**
4-Book	**	**	**	**	**	**	**	**	**	**	**	**	**	**	**	**	**	**	**	**
SP '01	**	**	**	**	**	**	**	**	**	**	**	**	**	**	**	**	**	**	**	**
KPWR-FM																				
SP '02	214	4788	1.9	13.1	300	2375	2.6	15.4	155	2191	1.3	9.2	315	3178	2.7	15.1	156	2078	1.4	12.0
WI '02	226	4805	2.0	14.1	250	2258	2.2	13.6	201	2105	1.7	12.7	368	3299	3.2	17.2	167	1937	1.4	12.9
FA '01	184	4460	1.6	11.5	221	2105	2.0	11.4	147	2120	1.3	9.5	255	2554	2.3	12.2	152	2112	1.3	11.6
SU '01	208	4854	1.8	12.1	212	1999	1.9	11.8	229	2721	2.0	10.5	269	2986	2.4	12.9	178	2074	1.6	13.1
4-Book	208	4727	1.8	12.7	246	2184	2.2	13.1	183	2284	1.6	10.5	302	3004	2.7	14.4	163	2050	1.4	12.4
SP '01	234	4851	2.1	13.4	276	2418	2.4	13.7	227	2251	2.0	12.9	372	3400	3.3	15.7	180	2390	1.6	12.7
KRCD-FM																				
SP '02	8	195	.1	.5	6	23	.1	.3	11	77	.1	.7	11	85	.1	.5	7	101	.1	.5
WI '02	3	127		.2	6	46	.1	.3	2	24		.1	2	36		.1	3	44		.2
FA '01	3	94		.2		25			4	33		.3	7	46	.1	.3	2	22		.2
SU '01	2	91		.1	1	19		.1	4	60		.2	4	34		.2		11		
4-Book	4	127		.3	3	28	.1	.2	5	49		.3	6	50	.1	.3	3	45		.2
SP '01	4	93		.2	1	23			3	25		.2	4	45		.2	8	59	.1	.6
KRCV-FM																				
SP '02	2	56		.1					3	34		.2		12			3	21		.2
WI '02	3	130		.2	3	46		.2	4	82		.3	4	45		.2	1	25		.1
FA '01	1	33		.1	2	22		.1		11				11						
SU '01	3	113		.2	2	56		.1	4	46		.2	4	34		.2	3	34		.2
4-Book	2	83		.2	2	31		.1	3	43		.2	2	26		.1	2	20		.1
SP '01	2	77		.1	3	45		.1	1	22		.1	2	22		.1	2	32		.1

** Station(s) not reported this survey.

* Listener estimates adjusted for reported broadcast schedule.

+ Station(s) changed call letters - see Page 13.

4-Book: Avg. of current and previous 3 surveys.
2-Book: Avg. of most recent 2 surveys.

Target Listener Trends

Women 12-24

	Monday-Sunday 6AM-MID				Monday-Friday 6AM-10AM				Monday-Friday 10AM-3PM				Monday-Friday 3PM-7PM				Monday-Friday 7PM-MID			
	AQH (00)	Cume (00)	AQH Rtg	AQH Shr	AQH (00)	Cume (00)	AQH Rtg	AQH Shr	AQH (00)	Cume (00)	AQH Rtg	AQH Shr	AQH (00)	Cume (00)	AQH Rtg	AQH Shr	AQH (00)	Cume (00)	AQH Rtg	AQH Shr
KRLA-AM																				
SP '02	1	27	.1		1	16	.1		3	16	.2			11						
WI '02	2	50	.1		2	24	.1		4	37	.3		5	39	.2					
FA '01	1	23	.1		2	11	.1						1	11						
SU '01		11				11														
4-Book	1	28	.1		1	16	.1		2	13	.1		2	15	.1					
SP '01	5	48	.3		5	23	.2			14			8	36	.1	.3	8	22	.1	.6
+KRLH-AM																				
SP '02	**	**	**	**	**	**	**	**	**	**	**	**	**	**	**	**	**	**	**	**
WI '02	**	**	**	**	**	**	**	**	**	**	**	**	**	**	**	**	**	**	**	**
FA '01	**	**	**	**	**	**	**	**	**	**	**	**	**	**	**	**	**	**	**	**
SU '01	**	**	**	**	**	**	**	**	**	**	**	**	**	**	**	**	**	**	**	**
4-Book	**	**	**	**	**	**	**	**	**	**	**	**	**	**	**	**	**	**	**	**
SP '01	**	**	**	**	**	**	**	**	**	**	**	**	**	**	**	**	**	**	**	**
KROQ-FM																				
SP '02	155	3447	1.3	9.5	179	1534	1.6	9.2	120	1596	1.0	7.1	202	2053	1.8	9.7	159	1696	1.4	12.2
WI '02	167	3457	1.4	10.4	188	1620	1.6	10.3	158	1621	1.4	10.0	211	2007	1.8	9.9	154	1663	1.3	11.9
FA '01	144	2732	1.3	9.0	180	1355	1.6	9.3	110	1361	1.0	7.1	162	1708	1.4	7.8	167	1414	1.5	12.8
SU '01	141	2963	1.2	8.2	144	1340	1.3	8.0	145	1715	1.3	6.7	175	1901	1.5	8.4	137	1378	1.2	10.1
4-Book	152	3150	1.3	9.3	173	1462	1.5	9.2	133	1573	1.2	7.7	188	1917	1.6	9.0	154	1538	1.4	11.8
SP '01	159	2866	1.4	9.1	198	1429	1.7	9.8	121	1313	1.1	6.9	207	1714	1.8	8.8	153	1460	1.3	10.8
KRTH-FM																				
SP '02	38	1273	.3	2.3	34	486	.3	1.7	39	437	.3	2.3	62	564	.5	3.0	29	406	.3	2.2
WI '02	27	1319	.2	1.7	31	435	.3	1.7	35	542	.3	2.2	30	461	.3	1.4	23	466	.2	1.8
FA '01	24	1164	.2	1.5	26	418	.2	1.3	25	381	.2	1.6	36	444	.3	1.7	16	273	.1	1.2
SU '01	35	1248	.3	2.0	27	396	.2	1.5	51	573	.4	2.3	32	479	.3	1.5	31	370	.3	2.3
4-Book	31	1251	.3	1.9	30	434	.3	1.6	38	483	.3	2.1	40	487	.4	1.9	25	379	.2	1.9
SP '01	36	1199	.3	2.1	35	431	.3	1.7	41	349	.4	2.3	47	498	.4	2.0	30	377	.3	2.1
KSCA-FM																				
SP '02	48	938	.4	2.9	93	501	.8	4.8	72	503	.6	4.3	39	340	.3	1.9	14	215	.1	1.1
WI '02	24	560	.2	1.5	41	240	.4	2.2	34	209	.3	2.2	16	157	.1	.7	18	143	.2	1.4
FA '01	48	771	.4	3.0	122	485	1.1	6.3	60	392	.5	3.9	32	227	.3	1.5	17	117	.2	1.3
SU '01	52	1004	.5	3.0	103	478	.9	5.7	76	542	.7	3.5	43	337	.4	2.1	19	313	.2	1.4
4-Book	43	818	.4	2.6	90	426	.8	4.8	61	412	.5	3.5	33	265	.3	1.6	17	197	.2	1.3
SP '01	51	936	.4	2.9	119	545	1.0	5.9	64	431	.6	3.6	38	398	.3	1.6	22	246	.2	1.6
KSPN-AM																				
SP '02		11				11														
WI '02	**	**	**	**	**	**	**	**	**	**	**	**	**	**	**	**	**	**	**	**
FA '01	**	**	**	**	**	**	**	**	**	**	**	**	**	**	**	**	**	**	**	**
SU '01	**	**	**	**	**	**	**	**	**	**	**	**	**	**	**	**	**	**	**	**
4-Book	**	**	**	**	**	**	**	**	**	**	**	**	**	**	**	**	**	**	**	**
SP '01	**	**	**	**	**	**	**	**	**	**	**	**	**	**	**	**	**	**	**	**
KSSC-FM																				
SP '02	6	202	.1	.4	9	109	.1	.5	9	88	.1	.5	4	86	.1	.2	2	44	.1	.2
WI '02	5	161	.1	.3	2	47	.1	.1	4	67	.1	.3	9	51	.1	.4	4	80	.1	.3
FA '01	6	206	.1	.4	11	92	.1	.6	7	104	.1	.5	10	90	.1	.5	2	58	.1	.2
SU '01	5	222	.1	.3	3	37	.1	.2	6	109	.1	.3	8	100	.1	.4	2	54	.1	.1
4-Book	6	198	.1	.4	6	71	.1	.4	7	92	.1	.4	8	82	.1	.4	3	59	.1	.2
SP '01	8	284	.1	.5	12	118	.1	.6	11	132	.1	.6	9	140	.1	.4	2	77	.1	.1
KSSSE-FM																				
SP '02	23	656	.2	1.4	22	201	.2	1.1	27	295	.2	1.6	41	336	.4	2.0	20	218	.2	1.5
WI '02	30	842	.3	1.9	41	438	.4	2.2	29	406	.3	1.8	36	414	.3	1.7	18	254	.2	1.4
FA '01	34	855	.3	2.1	42	479	.4	2.2	43	356	.4	2.8	39	416	.3	1.9	23	315	.2	1.8
SU '01	51	1077	.4	3.0	67	476	.6	3.7	52	518	.5	2.4	75	614	.7	3.6	34	341	.3	2.5
4-Book	35	858	.3	2.1	43	399	.4	2.3	38	394	.4	2.2	48	445	.4	2.3	24	282	.2	1.8
SP '01	37	1021	.3	2.1	47	450	.4	2.3	48	405	.4	2.7	56	490	.5	2.4	18	351	.2	1.3

Target Listener Trends - Women 12-24

** Station(s) not reported this survey.

* Listener estimates adjusted for reported broadcast schedule.

+ Station(s) changed call letters - see Page 13.

4-Book: Avg. of current and previous 3 surveys.
2-Book: Avg. of most recent 2 surveys.

Target Listener Trends

	Women 12-24																			
	Monday-Sunday 6AM-MID				Monday-Friday 6AM-10AM				Monday-Friday 10AM-3PM				Monday-Friday 3PM-7PM				Monday-Friday 7PM-MID			
	AQH (00)	Cume (00)	AQH Rtg	AQH Shr	AQH (00)	Cume (00)	AQH Rtg	AQH Shr	AQH (00)	Cume (00)	AQH Rtg	AQH Shr	AQH (00)	Cume (00)	AQH Rtg	AQH Shr	AQH (00)	Cume (00)	AQH Rtg	AQH Shr
KTND-AM																				
SP '02	4	87	.2		2	30	.1		6	31	.1	.4	10	20	.1	.5	3	36	.2	
WI '02	5	48	.3		3	22	.2		13	22	.1	.8	6	24	.1	.3	3	11	.2	
FA '01	1	44	.1		1	11	.1		2	22	.1	.1	2	33	.1	.1	1	11	.1	
SU '01	1	34	.1						1	23			1	22			1	22		
4-Book	3	53	.2		2	16	.1		6	25	.1	.3	5	25	.1	.2	2	20	.2	
SP '01	1	66	.1		1	11			11	11			1	12				11		
KTWV-FM																				
SP '02	11	295	.1	.7	10	133	.1	.5	12	75	.1	.7	18	91	.2	.9	10	70	.1	.8
WI '02	9	281	.1	.6	11	106	.1	.6		7			14	84	.1	.7	16	74	.1	1.2
FA '01	8	206	.1	.5	6	89	.1	.3	9	40	.1	.6	17	123	.2	.8	5	73	.4	
SU '01	17	215	.1	1.0	24	93	.2	1.3	32	144	.3	1.5	13	93	.1	.6	7	64	.1	.5
4-Book	11	249	.1	.7	13	105	.1	.7	13	67	.1	.7	16	98	.2	.8	10	70	.1	.7
SP '01	5	184	.3		7	74	.1	.3	7	48	.1	.4	3	69	.1	.1	1	11	.1	
KWIZ-FM																				
SP '02	16	374	.1	1.0	14	144	.1	.7	22	152	.2	1.3	22	207	.2	1.1	13	166	.1	1.0
WI '02	23	416	.2	1.4	20	156	.2	1.1	16	128	.1	1.0	26	185	.2	1.2	30	195	.3	2.3
FA '01	23	296	.2	1.4	20	159	.2	1.0	37	158	.3	2.4	22	125	.2	1.1	19	115	.2	1.5
SU '01	9	258	.1	.5	2	56	.1	.1	9	103	.1	.4	6	66	.1	.3	15	136	.1	1.1
4-Book	18	336	.2	1.1	14	129	.1	.7	21	135	.2	1.3	19	146	.2	.9	19	153	.2	1.5
SP '01	4	108	.2		1	12							2	22	.1	.1				
KVKV-AM																				
SP '02	2	56	.1		4	23	.2		3	34	.2		1	11						
WI '02	1	23	.1		2	23	.1		1	11	.1							11		
FA '01	1	43	.1		6	43	.1	.3	1	11	.1		1	11	.1			11		
SU '01	2	12	.1		3	12	.2		4	12	.2		1	12						
4-Book	2	34	.1		4	25	.2		2	17	.2		1	9				6		
SP '01		53								11							1	20	.1	
KWVE-FM																				
SP '02	3	155	.2		4	50	.2		1	11	.1		6	64	.1	.3	2	37	.2	
WI '02	3	131	.2		4	36	.2		4	54	.3		1	14			4	24	.3	
FA '01	2	118	.1		1	10	.1		2	23	.1		5	51	.2		1	34	.1	
SU '01	4	118	.2		1	16	.1		3	23	.1		4	61	.2		3	41	.2	
4-Book	3	131	.2		3	28	.2		3	28	.2		4	48	.2		3	34	.2	
SP '01	3	142	.2		2	37	.1		2	40	.1		4	70	.2		6	59	.1	.4
KXOL-FM																				
SP '02	51	878	.4	3.1	69	482	.6	3.5	72	501	.6	4.3	46	419	.4	2.2	39	268	.3	3.0
WI '02	29	552	.3	1.8	32	215	.3	1.7	37	251	.3	2.3	33	287	.3	1.5	12	82	.1	.9
FA '01	28	674	.2	1.8	33	263	.3	1.7	35	347	.3	2.3	36	330	.3	1.7	15	254	.1	1.1
SU '01	55	903	.5	3.2	54	393	.5	3.0	85	540	.7	3.9	63	495	.6	3.0	34	361	.3	2.5
4-Book	41	752	.4	2.5	47	338	.4	2.5	57	410	.5	3.2	45	383	.4	2.1	25	241	.2	1.9
SP '01	23	321	.2	1.3	25	168	.2	1.2	20	135	.2	1.1	34	223	.3	1.4	17	176	.1	1.2
KXTA-AM																				
SP '02	3	63	.2		1	34	.1		4	29	.2		4	42	.2		6	31	.1	.5
WI '02		52				17				7								13		
FA '01		14				14														
SU '01		8																8		
4-Book	1	34	.1		1	16	.1		1	9	.1		1	11	.1		2	13	.1	
SP '01	1	69	.1		1	12				11			1	26			1	26	.1	
KYSR-FM																				
SP '02	54	1720	.5	3.3	83	694	.7	4.3	71	842	.6	4.2	68	954	.6	3.3	26	470	.2	2.0
WI '02	56	1953	.5	3.5	79	920	.7	4.3	52	848	.5	3.3	85	1061	.7	4.0	35	660	.3	2.7
FA '01	54	1630	.5	3.4	91	825	.8	4.7	63	760	.6	4.1	89	836	.8	4.3	26	461	.2	2.0
SU '01	67	1875	.6	3.9	129	794	1.1	7.2	79	880	.7	3.6	94	1001	.8	4.5	35	575	.3	2.6
4-Book	58	1795	.5	3.5	96	808	.8	5.1	66	833	.6	3.8	84	963	.7	4.0	31	542	.3	2.3
SP '01	67	1953	.6	3.8	82	742	.7	4.1	90	787	.8	5.1	94	986	.8	4.0	50	659	.4	3.5

** Station(s) not reported this survey.

* Listener estimates adjusted for reported broadcast schedule.

+ Station(s) changed call letters - see Page 13.

4-Book: Avg. of current and previous 3 surveys.
2-Book: Avg. of most recent 2 surveys.

Target Listener Trends

Women 12-24

	Monday-Sunday 6AM-MID				Monday-Friday 6AM-10AM				Monday-Friday 10AM-3PM				Monday-Friday 3PM-7PM				Monday-Friday 7PM-MID			
	AQH (00)	Cume (00)	AQH Rtg	AQH Shr	AQH (00)	Cume (00)	AQH Rtg	AQH Shr	AQH (00)	Cume (00)	AQH Rtg	AQH Shr	AQH (00)	Cume (00)	AQH Rtg	AQH Shr	AQH (00)	Cume (00)	AQH Rtg	AQH Shr
KZLA-FM																				
SP '02	29	734	.3	1.8	31	326	.3	1.6	41	360	.4	2.4	45	453	.4	2.2	16	250	.1	1.2
WI '02	22	545	.2	1.4	37	343	.3	2.0	22	266	.2	1.4	32	360	.3	1.5	11	158	.1	.8
FA '01	29	663	.3	1.8	30	302	.3	1.6	33	280	.3	2.1	56	466	.5	2.7	19	278	.2	1.5
SU '01	26	664	.2	1.5	23	256	.2	1.3	33	370	.3	1.5	41	459	.4	2.0	14	198	.1	1.0
4-Book	27	652	.3	1.6	30	307	.3	1.6	32	319	.3	1.9	44	435	.4	2.1	15	221	.1	1.1
SP '01	42	771	.4	2.4	54	417	.5	2.7	56	373	.5	3.2	48	500	.4	2.0	29	403	.3	2.1
KGGI-FM																				
SP '02	22	928	.2	1.3	10	241	.1	.5	13	369	.1	.8	36	579	.3	1.7	26	370	.2	2.0
WI '02	29	1017	.3	1.8	30	385	.3	1.6	25	384	.2	1.6	34	477	.3	1.6	32	358	.3	2.5
FA '01	**	**	**	**	**	**	**	**	**	**	**	**	**	**	**	**	**	**	**	**
SU '01	17	965	.1	1.0	8	157	.1	.4	19	390	.2	.9	25	485	.2	1.2	16	336	.1	1.2
4-Book	**	**	**	**	**	**	**	**	**	**	**	**	**	**	**	**	**	**	**	**
SP '01	**	**	**	**	**	**	**	**	**	**	**	**	**	**	**	**	**	**	**	**
XTRA-AM																				
SP '02		12								12										
WI '02																				
FA '01		55											1	30						11
SU '01																				
4-Book		17								3				8						3
SP '01																				
TOTALS																				
SP '02	1630	11231	14.1		1952	9100	16.9		1679	8011	14.5		2091	9812	18.1		1305	8040	11.3	
WI '02	1605	11252	13.9		1832	9392	15.9		1579	7866	13.7		2139	9775	18.5		1297	7894	11.2	
FA '01	1600	10992	14.2		1933	9007	17.1		1544	7543	13.7		2082	9510	18.5		1305	7947	11.6	
SU '01	1716	11048	15.1		1802	8539	15.8		2177	9477	19.1		2079	9642	18.2		1355	7863	11.9	
4-Book	1638	11131	14.3		1880	9010	16.4		1745	8224	15.3		2098	9685	18.3		1316	7936	11.5	
SP '01	1744	11046	15.3		2011	9452	17.6		1762	7781	15.5		2362	9628	20.7		1413	8150	12.4	

** Station(s) not reported this survey.

* Listener estimates adjusted for reported broadcast schedule.

+ Station(s) changed call letters - see Page 13.

4-Book: Avg. of current and previous 3 surveys.
2-Book: Avg. of most recent 2 surveys.

Target Listener Trends - Women 12-24

Target Listener Estimates

Women 12-24																			
Monday-Friday 6AM-7PM				Weekend 6AM-MID				Saturday 6AM-10AM				Saturday 10AM-3PM				Saturday 3PM-7PM			
AQH (00)	Cume (00)	AQH Rtg	AQH Shr	AQH (00)	Cume (00)	AQH Rtg	AQH Shr	AQH (00)	Cume (00)	AQH Rtg	AQH Shr	AQH (00)	Cume (00)	AQH Rtg	AQH Shr	AQH (00)	Cume (00)	AQH Rtg	AQH Shr
KABC-AM																			
SP '02	4	58	.2		15														
4-Book	2	51	.1	1	17		.1					5	5	.1	.2	2	7		.1
KBIG-FM																			
SP '02	47	1021	.4	23	460	.2	1.7	12	43	.1	1.1	61	261	.5	3.0	45	148	.4	2.6
4-Book	55	958	.5	23	508	.2	1.7	12	58	.1	1.1	48	200	.4	2.3	30	127	.3	1.8
KBLA-AM																			
SP '02	3	42	.2	2	33		.1	4	23		.4	11	21	.1	.5				
4-Book	4	48	.2	2	34		.1	3	9		.3	5	14	.1	.2			3	
KBUA-FM																			
SP '02	10	125	.1	5	31		.4	4	20		.4	7	11	.1	.3	1	11		.1
4-Book	9	94	.1	7	58	.1	.5	10	28	.1	.9	13	28	.1	.6	2	9		.1
KBUE-FM																			
SP '02	92	890	.8	62	587	.5	4.5	61	142	.5	5.4	119	334	1.0	5.8	66	199	.6	3.9
4-Book	80	854	.7	60	600	.5	4.3	55	145	.5	4.8	104	314	.9	4.9	74	201	.7	4.5
KCBS-FM																			
SP '02	16	588	.1	15	404	.1	1.1	26	96	.2	2.3	19	107	.2	.9	16	77	.1	.9
4-Book	18	462	.2	12	313	.1	.8	11	48	.1	1.0	17	90	.2	.8	11	60	.1	.7
KDIS-AM																			
SP '02	20	497	.2	16	343	.1	1.2	19	79	.2	1.7	23	179	.2	1.1	21	59	.2	1.2
4-Book	**	**	**	**	**	**	**	**	**	**	**	**	**	**	**	**	**	**	**
KFI -AM																			
SP '02	7	122	.1	1	15		.1	2	15		.2								
4-Book	7	180	.1	3	45		.2	4	14	.1	.4	5	19	.1	.3	1	7		.1
KFSH-FM																			
SP '02	15	266	.1	16	262	.1	1.2	1	19		.1	22	146	.2	1.1	25	89	.2	1.5
4-Book	13	259	.1	13	239	.1	.9	9	43	.1	.7	13	79	.1	.6	18	69	.2	1.1
KFWB-AM																			
SP '02	3	121	.2	1	38		.1	3	24		.3					4	15		.2
4-Book	4	137	.2	1	39		.1	2	12		.2	1	6			2	7		.1
+KHHT-FM																			
SP '02	111	1429	1.0	69	1039	.6	5.0	44	186	.4	3.9	85	332	.7	4.1	111	334	1.0	6.5
4-Book	103	1404	.9	84	1063	.8	6.0	66	227	.6	5.7	95	330	.8	4.5	88	266	.8	5.2
KHJ -AM																			
SP '02	4	83	.2	2	22		.1	3	11		.3	4	11		.2	3	11		.2
4-Book	2	52	.1	2	26		.1	4	11		.4	3	8		.2	2	9		.1
KIIS-FM																			
SP '02	221	4402	1.9	202	3054	1.8	14.6	164	630	1.4	14.4	240	1247	2.1	11.7	213	804	1.8	12.4
4-Book	234	4483	2.0	202	3110	1.8	14.4	160	651	1.4	13.9	274	1246	2.4	13.0	230	835	2.0	13.8
KVVS-FM																			
SP '02	15	228	.1	10	172	.1	.7	12	23	.1	1.1	19	97	.2	.9	16	46	.1	.9
4-Book	11	157	.1	7	118	.1	.5	5	19		.4	13	46	.1	.6	12	35	.1	.7
KJLH-FM																			
SP '02	10	301	.1	21	279	.2	1.5	7	30	.1	.6	13	52	.1	.6	15	44	.1	.9
4-Book	13	299	.1	22	257	.2	1.6	10	34	.1	.9	18	58	.2	.8	16	46	.1	1.0
KKBT-FM																			
SP '02	166	3061	1.4	114	2132	1.0	8.2	103	386	.9	9.1	175	904	1.5	8.5	147	544	1.3	8.6
4-Book	166	2958	1.5	111	1977	1.0	8.0	75	287	.7	6.6	192	806	1.7	9.1	148	535	1.3	8.9
KKLA-FM																			
SP '02	2	62	.1	3	63		.2	5	26		.4	4	27		.2	3	15		.2
4-Book	1	48	.1	2	41		.2	2	8		.2	3	14		.1	1	4		.1

** Station(s) not reported this survey.

* Listener estimates adjusted for reported broadcast schedule.

+ Station(s) changed call letters - see Page 13.

4-Book: Avg. of current and previous 3 surveys.
2-Book: Avg. of most recent 2 surveys.



Target Listener Estimates

Women 12-24

Target Listener Estimates - Women 12-24

	Monday-Friday 6AM-7PM				Weekend 6AM-MID				Saturday 6AM-10AM				Saturday 10AM-3PM				Saturday 3PM-7PM			
	AQH (00)	Cume (00)	AQH Rtg	AQH Shr	AQH (00)	Cume (00)	AQH Rtg	AQH Shr	AQH (00)	Cume (00)	AQH Rtg	AQH Shr	AQH (00)	Cume (00)	AQH Rtg	AQH Shr	AQH (00)	Cume (00)	AQH Rtg	AQH Shr
KLAC-AM																				
SP '02	1	43		.1	3	80		.2									6	24		.4
4-Book	2	40		.1	1	40		.1	1	3		.1	1	3		.1	2	9		.1
KLAX-FM																				
SP '02	68	858	.6	3.6	51	627	.4	3.7	45	128	.4	4.0	61	250	.5	3.0	69	206	.6	4.0
4-Book	60	845	.6	3.2	54	617	.5	3.8	48	156	.4	4.2	83	258	.7	3.9	71	190	.6	4.2
KLOS-FM																				
SP '02	8	447	.1	.4	9	223	.1	.6	5	36		.4	12	67	.1	.6	13	59	.1	.8
4-Book	14	443	.1	.7	9	223	.1	.7	8	40	.1	.7	18	80	.2	.8	17	75	.1	1.0
KLSX-FM																				
SP '02	16	138	.1	.8	3	77		.2	2	15		.2					7	27	.1	.4
4-Book	17	243	.1	.9	3	81		.2	2	10		.1	2	12		.1	4	18	.1	.3
KLTX-AM																				
SP '02	13	79	.1	.7	13	89	.1	.9	17	45	.1	1.5	18	44	.2	.9	14	45	.1	.8
4-Book	14	77	.1	.7	13	71	.1	1.0	18	37	.1	1.5	18	42	.2	.9	16	43	.1	1.0
KLVE-FM																				
SP '02	49	831	.4	2.6	32	424	.3	2.3	37	139	.3	3.3	57	96	.5	2.8	38	114	.3	2.2
4-Book	63	882	.6	3.3	46	603	.4	3.3	58	159	.5	5.0	56	145	.5	2.7	45	121	.4	2.7
KLYY-FM																				
SP '02	32	681	.3	1.7	24	411	.2	1.7	23	122	.2	2.0	43	148	.4	2.1	33	101	.3	1.9
4-Book	40	801	.4	2.1	33	532	.3	2.3	23	98	.2	2.0	62	209	.6	3.0	37	127	.3	2.2
KMXN-FM																				
SP '02	16	204	.1	.8	6	110	.1	.4					16	52	.1	.8	1	11		.1
4-Book	**	**	**	**	**	**	**	**	**	**	**	**	**	**	**	**	**	**	**	**
KMZT-FM																				
SP '02	8	220	.1	.4	7	119	.1	.5	2	5		.2	24	79	.2	1.2	11	39	.1	.6
4-Book	7	181	.1	.3	5	89		.3	3	15		.3	9	33	.1	.4	8	30	.1	.5
KNX -AM																				
SP '02	2	107		.1					1	8		.1					2	11		.1
4-Book	4	136		.2	1	42		.1	1	8		.1	2	13		.1	2	11		.1
KOST-FM																				
SP '02	49	858	.4	2.6	37	734	.3	2.7	46	137	.4	4.1	21	152	.2	1.0	21	170	.2	1.2
4-Book	64	1037	.6	3.4	41	756	.4	3.0	27	103	.3	2.3	51	195	.5	2.4	46	142	.4	2.8
KPLS-AM																				
SP '02																				
4-Book	**	**	**	**	**	**	**	**	**	**	**	**	**	**	**	**	**	**	**	**
KPWR-FM																				
SP '02	249	4295	2.2	13.2	192	2970	1.7	13.9	146	501	1.3	12.9	313	1511	2.7	15.2	217	779	1.9	12.7
4-Book	239	4162	2.1	12.6	184	2832	1.6	13.2	144	541	1.3	12.6	301	1234	2.6	14.3	238	828	2.1	14.3
KRCD-FM																				
SP '02	9	129	.1	.5	5	91		.4	12	23	.1	1.1	9	46	.1	.4	4	23		.2
4-Book	5	87		.3	3	54		.2	5	9	.1	.4	6	26	.1	.3	2	9		.1
KRCV-FM																				
SP '02	1	34		.1	1	34		.1					2	12		.1	3	12		.2
4-Book	3	60		.2	1	35		.1	1	6		.1	3	9		.1	1	6		.1
KRLA-AM																				
SP '02	1	27		.1					1	3		.1								
4-Book	2	25		.1	1	9		.1	1	3		.1								
+KRLH-AM																				
SP '02																				
4-Book	**	**	**	**	**	**	**	**	**	**	**	**	**	**	**	**	**	**	**	**

** Station(s) not reported this survey.

* Listener estimates adjusted for reported broadcast schedule.

+ Station(s) changed call letters - see Page 13.

4-Book: Avg. of current and previous 3 surveys.
2-Book: Avg. of most recent 2 surveys.

Target Listener Estimates

Women 12-24																				
Monday-Friday 6AM-7PM				Weekend 6AM-MID				Saturday 6AM-10AM				Saturday 10AM-3PM				Saturday 3PM-7PM				
AQH (00)	Cume (00)	AQH Rtg	AQH Shr	AQH (00)	Cume (00)	AQH Rtg	AQH Shr	AQH (00)	Cume (00)	AQH Rtg	AQH Shr	AQH (00)	Cume (00)	AQH Rtg	AQH Shr	AQH (00)	Cume (00)	AQH Rtg	AQH Shr	
KROQ-FM																				
SP '02	164	2961	1.4	8.7	136	1971	1.2	9.8	61	354	.5	5.4	183	856	1.6	8.9	203	706	1.8	11.9
4-Book	162	2716	1.4	8.6	131	1901	1.2	9.4	88	358	.8	7.7	185	813	1.6	8.8	174	646	1.5	10.4
KRTH-FM																				
SP '02	45	959	.4	2.4	32	553	.3	2.3	21	99	.2	1.9	45	170	.4	2.2	45	174	.4	2.6
4-Book	36	940	.3	1.9	26	534	.3	1.9	19	84	.2	1.7	50	203	.4	2.4	29	120	.3	1.7
KSCA-FM																				
SP '02	68	763	.6	3.6	36	334	.3	2.6	76	138	.7	6.7	71	146	.6	3.5	25	57	.2	1.5
4-Book	61	657	.5	3.2	29	353	.3	2.1	69	149	.6	6.1	52	152	.5	2.5	19	47	.2	1.2
KSPN-AM																				
SP '02	**	11	**	**	**	**	**	**	**	**	**	**	**	**	**	**	**	**	**	**
4-Book	**	**	**	**	**	**	**	**	**	**	**	**	**	**	**	**	**	**	**	**
KSSC-FM																				
SP '02	8	161	.1	.4	5	107	.1	.4	12	46	.1	1.1	14	57	.1	.7				
4-Book	7	153	.1	.4	5	91	.1	.3	5	17	.1	.4	10	36	.1	.5	1	11	.1	.1
KSSE-FM																				
SP '02	30	565	.3	1.6	15	341	.1	1.1	9	55	.1	.8	30	143	.3	1.5	27	146	.2	1.6
4-Book	43	730	.4	2.2	28	433	.2	2.0	25	84	.2	2.2	44	185	.4	2.1	29	133	.3	1.8
KTNQ-AM																				
SP '02	6	52	.1	.3	2	41	.1	.1	2	9	.1	.2					8	11	.1	.5
4-Book	4	39	.1	.2	2	25	.1	.1	1	8	.1	.1	3	6	.1	.2	3	6	.1	.2
KTWV-FM																				
SP '02	13	207	.1	.7	8	170	.1	.6	6	51	.1	.5	13	60	.1	.6	21	23	.2	1.2
4-Book	14	183	.1	.7	8	125	.1	.6	9	42	.1	.8	11	42	.1	.5	12	26	.1	.7
KWIZ-FM																				
SP '02	19	286	.2	1.0	13	185	.1	.9	6	11	.1	.5	26	97	.2	1.3	22	32	.2	1.3
4-Book	18	243	.2	1.0	16	179	.2	1.1	15	40	.1	1.3	24	72	.2	1.2	24	56	.2	1.4
KWKV-AM																				
SP '02	3	45	.1	.2	1	23	.1	.1					2	12	.1	.1				
4-Book	3	31	.1	.2	1	9	.1	.1	2	3	.1	.1	1	6	.1	.1				
KWVE-FM																				
SP '02	4	103	.1	.2	5	106	.1	.4	12	29	.1	1.1	1	15	.1	.1	2	6	.1	.2
4-Book	3	80	.1	.2	4	73	.1	.3	5	13	.1	.5	2	10	.1	.1	2	6	.1	.2
KXDL-FM																				
SP '02	63	763	.5	3.3	35	452	.3	2.5	28	100	.2	2.5	39	122	.3	1.9	38	128	.3	2.2
4-Book	50	644	.4	2.6	35	407	.3	2.5	27	86	.2	2.4	49	139	.4	2.3	33	104	.3	2.0
KXTA-AM																				
SP '02	3	63	.1	.2	1	19	.1	.1	1	8	.1	.1	3	8	.1	.1				
4-Book	1	24	.1	.1	1	16	.1	.1		2	.1	.1	1	2	.1	.1	1	4	.1	.1
KYSR-FM																				
SP '02	73	1523	.6	3.9	37	854	.3	2.7	28	123	.2	2.5	68	331	.6	3.3	73	301	.6	4.3
4-Book	81	1552	.7	4.3	35	808	.3	2.5	26	118	.2	2.4	51	279	.5	2.4	52	229	.4	3.1
KZLA-FM																				
SP '02	39	670	.3	2.1	21	360	.2	1.5	5	33	.1	.4	60	300	.5	2.9	27	134	.2	1.6
4-Book	35	599	.3	1.9	19	329	.2	1.4	9	44	.1	.8	45	195	.4	2.2	26	127	.2	1.5
KGGL-FM																				
SP '02	20	781	.2	1.1	24	481	.2	1.7	11	93	.1	1.0	23	185	.2	1.1	26	111	.2	1.5
4-Book	**	**	**	**	**	**	**	**	**	**	**	**	**	**	**	**	**	**	**	**
XTRA-AM																				
SP '02		12				4				1										
4-Book		11																		
TOTALS																				
SP '02	1890	11041	16.4		1386	9262	12.0		1135	3398	9.8		2057	5971	17.8		1713	4556	14.8	
4-Book	1895	10973	16.6		1397	9419	12.2		1144	3447	10.0		2109	5791	18.4		1669	4522	14.6	

** Station(s) not reported this survey. * Listener estimates adjusted for reported broadcast schedule. + Station(s) changed call letters - see Page 13. 4-Book: Avg. of current and previous 3 surveys. 2-Book: Avg. of most recent 2 surveys.

Target Listener Estimates

Women 12-24

Target Listener Estimates - Women 12-24

	Saturday 7PM-MID				Sunday 6AM-10AM				Sunday 10AM-3PM				Sunday 3PM-7PM				Sunday 7PM-MID			
	AQH (00)	Cume (00)	AQH Rtg	AQH Shr	AQH (00)	Cume (00)	AQH Rtg	AQH Shr	AQH (00)	Cume (00)	AQH Rtg	AQH Shr	AQH (00)	Cume (00)	AQH Rtg	AQH Shr	AQH (00)	Cume (00)	AQH Rtg	AQH Shr
KABC-AM																				
SP '02									2	15	.1		2	15	.2					
4-Book					1	6	.1		1	7	.1		2	7	.2					
KBIG-FM																				
SP '02	8	71	.1	.6	15	46	.1	1.8	18	92	.2	1.2	19	83	.2	1.4	6	49	.1	.5
4-Book	17	70	.2	1.3	18	61	.2	2.1	25	100	.2	1.6	16	79	.2	1.2	18	91	.2	1.6
KBLA-AM																				
SP '02									3	10	.2									
4-Book	1	3	.1		1	6	.1		3	9	.2		1	2	.1		1	6	.1	
KBUA-FM																				
SP '02	7	22	.1	.5	5	11	.6		11	22	.1	.7	1	11	.1					
4-Book	3	9	.2		5	9	.6		12	29	.1	.8	6	15	.1	.5	2	9	.2	
KBUE-FM																				
SP '02	45	175	.4	3.5	40	117	.3	4.9	77	209	.7	5.1	43	130	.4	3.2	40	100	.3	3.6
4-Book	51	155	.5	3.9	35	89	.3	4.1	71	201	.6	4.5	49	131	.4	3.7	37	105	.3	3.3
KCBS-FM																				
SP '02	2	22	.1	.2	7	46	.1	.9	26	160	.2	1.7	10	71	.1	.8	13	62	.1	1.2
4-Book	11	59	.1	.9	4	24	.4		16	103	.1	1.0	15	83	.1	1.2	6	49	.1	.6
KDIS-AM																				
SP '02	12	64	.1	.9	16	76	.1	1.9	18	48	.2	1.2	10	63	.1	.8	11	47	.1	1.0
4-Book	**	**	**	**	**	**	**	**	**	**	**	**	**	**	**	**	**	**	**	**
KFI -AM																				
SP '02									2	15	.1						6	15	.1	.5
4-Book	3	10	.2		6	14	.1	.8	4	17	.2		2	9	.1		3	10	.2	
KFSH-FM																				
SP '02	8	52	.1	.6	17	109	.1	2.1	16	115	.1	1.1	26	91	.2	2.0	13	67	.1	1.2
4-Book	5	30	.1	.4	14	87	.1	1.6	23	115	.2	1.4	16	60	.2	1.3	7	49	.1	.6
KFWB-AM																				
SP '02									3	15	.2									
4-Book	1	10	.1		3	9	.3		2	12	.1		1	3	.1		1	6	.1	
+KHHT-FM																				
SP '02	70	293	.6	5.4	25	102	.2	3.0	35	214	.3	2.3	58	241	.5	4.4	114	251	1.0	10.3
4-Book	83	292	.7	6.4	30	98	.3	3.5	62	247	.6	3.9	84	281	.7	6.6	147	343	1.3	13.4
KHJ -AM																				
SP '02	2	11	.2																	
4-Book	1	3	.1		1	6	.1		1	4	.1		1	3	.1					
KIIS-FM																				
SP '02	241	991	2.1	18.6	161	491	1.4	19.6	208	871	1.8	13.7	216	808	1.9	16.3	163	619	1.4	14.8
4-Book	198	814	1.7	15.1	143	532	1.3	16.9	247	1001	2.2	15.6	191	720	1.7	14.9	155	628	1.4	14.1
KVVS-FM																				
SP '02	6	23	.1	.5	12	23	.1	1.5	9	30	.1	.6	7	37	.1	.5	2	24	.2	
4-Book	5	17	.1	.4	5	16	.6		10	38	.1	.7	7	34	.1	.6	3	15	.3	
KJLH-FM																				
SP '02	6	36	.1	.5	12	66	.1	1.5	62	113	.5	4.1	28	34	.2	2.1	21	58	.2	1.9
4-Book	10	42	.1	.8	30	90	.3	3.6	49	106	.4	3.1	27	52	.2	2.1	14	43	.1	1.2
KKBT-FM																				
SP '02	92	456	.8	7.1	42	207	.4	5.1	122	591	1.1	8.0	150	620	1.3	11.3	81	444	.7	7.3
4-Book	108	480	1.0	8.2	42	172	.4	5.0	94	477	.8	6.0	119	474	1.1	9.2	100	389	.9	9.1
KKLA-FM																				
SP '02	6	29	.1	.5	1	8	.1										3	14	.3	
4-Book	6	15	.1	.4	1	6	.1		2	13	.1		2	5	.2		2	6	.2	

** Station(s) not reported this survey.

* Listener estimates adjusted for reported broadcast schedule.

+ Station(s) changed call letters - see Page 13.

4-Book: Avg. of current and previous 3 surveys.
2-Book: Avg. of most recent 2 surveys.

Target Listener Estimates

Women 12-24																					
Saturday 7PM-MID				Sunday 6AM-10AM				Sunday 10AM-3PM				Sunday 3PM-7PM				Sunday 7PM-MID					
AQH (00)	Cume (00)	AQH Rtg	AQH Shr	AQH (00)	Cume (00)	AQH Rtg	AQH Shr	AQH (00)	Cume (00)	AQH Rtg	AQH Shr	AQH (00)	Cume (00)	AQH Rtg	AQH Shr	AQH (00)	Cume (00)	AQH Rtg	AQH Shr		
KLAC-AM																					
SP '02												13	41	.1	1.0	9	48	.1	.8		
4-Book	3											4	16	.3		4	21		.4		
KLAX-FM																					
SP '02	46	151	.4	3.5	42	99	.4	5.1	62	190	.5	4.1	49	110	.4	3.7	36	108	.3	3.3	
4-Book	49	143	.4	3.8	40	131	.4	4.7	63	208	.6	4.0	42	123	.4	3.2	32	99	.3	2.9	
KLQS-FM																					
SP '02	17	48	.1	1.3	2	12		.2	9	43	.1	.6	4	24		.3	7	44	.1	.6	
4-Book	10	45	.1	.8	3	20		.4	7	40	.1	.5	4	26	.1	.4	4	28	.1	.4	
KLSX-FM																					
SP '02	2	18		.2	7	44	.1	.9	4	10		.3									
4-Book	1	11		.1	6	21	.1	.7	6	24	.1	.4	3	11		.3	3	8		.2	
KLTX-AM																					
SP '02	3	35		.2	18	45	.2	2.2	23	67	.2	1.5	15	56	.1	1.1	1	11		.1	
4-Book	7	28	.1	.6	18	40	.2	2.1	15	46	.2	.9	11	34	.1	.8	7	28	.1	.7	
KLVE-FM																					
SP '02	31	109	.3	2.4	19	76	.2	2.3	24	85	.2	1.6	27	72	.2	2.0	20	78	.2	1.8	
4-Book	52	163	.5	3.9	31	110	.3	3.7	53	153	.5	3.4	43	105	.4	3.4	26	94	.3	2.4	
KLYY-FM																					
SP '02	22	101	.2	1.7	5	33		.6	27	113	.2	1.8	25	69	.2	1.9	15	92	.1	1.4	
4-Book	33	149	.3	2.5	16	61	.1	1.9	43	170	.4	2.7	27	99	.3	2.1	17	80	.2	1.5	
KMXN-FM																					
SP '02	8	32	.1	.6					11	37	.1	.7	5	34		.4	7	40	.1	.6	
4-Book	**	**	**	**	**	**	**	**	**	**	**	**	**	**	**	**	**	**	**	**	
KMZT-FM																					
SP '02	2	15		.2	4	5		.5	2	27		.1	8	12	.1	.6	2	5		.2	
4-Book	3	15		.2	3	13		.4	2	21		.2	5	15	.1	.4	4	20		.4	
KNX -AM																					
SP '02					1	5		.1	3	16		.2						3			
4-Book																					
KOST-FM																					
SP '02	65	263	.6	5.0	32	75	.3	3.9	27	138	.2	1.8	19	85	.2	1.4	62	238	.5	5.6	
4-Book	60	213	.6	4.6	24	86	.2	2.8	32	170	.3	2.1	31	117	.3	2.4	51	224	.4	4.7	
KPLS-AM																					
SP '02					**	**	**	**	**	**	**	**	**	**	**	**	**	**	**	**	
4-Book	**	**	**	**	**	**	**	**	**	**	**	**	**	**	**	**	**	**	**	**	
KPWR-FM																					
SP '02	191	727	1.7	14.7	89	356	.8	10.8	217	787	1.9	14.3	181	698	1.6	13.6	155	597	1.3	14.0	
4-Book	192	764	1.7	14.7	90	335	.8	10.6	194	823	1.7	12.4	163	625	1.4	12.6	131	520	1.1	11.9	
KRCD-FM																					
SP '02	5	12		.4	3	11		.4	5	33		.3	3	11		.2	2	12		.2	
4-Book	2	6		.1	2	6		.3	4	14		.2	2	6		.1	2	15		.2	
KRCV-FM																					
SP '02	4	10		.3														1	12		.1
4-Book	2	9		.2					1	9		.1	2	9		.2	1	9		.1	
KRLA-AM																					
SP '02					2	6		.2	1	6		.1									
4-Book																					
+KRLH-AM																					
SP '02	**	**	**	**	**	**	**	**	**	**	**	**	**	**	**	**	**	**	**	**	
4-Book	**	**	**	**	**	**	**	**	**	**	**	**	**	**	**	**	**	**	**	**	

** Station(s) not reported this survey.

* Listener estimates adjusted for reported broadcast schedule.

+ Station(s) changed call letters - see Page 13.

4-Book: Avg. of current and previous 3 surveys.
2-Book: Avg. of most recent 2 surveys.

Target Listener Estimates

Women 12-24

Target Listener Estimates - Women 12-24

	Saturday 7PM-MID				Sunday 6AM-10AM				Sunday 10AM-3PM				Sunday 3PM-7PM				Sunday 7PM-MID			
	AQH (00)	Cume (00)	AQH Rtg	AQH Shr	AQH (00)	Cume (00)	AQH Rtg	AQH Shr	AQH (00)	Cume (00)	AQH Rtg	AQH Shr	AQH (00)	Cume (00)	AQH Rtg	AQH Shr	AQH (00)	Cume (00)	AQH Rtg	AQH Shr
KRQO-FM SP '02 4-Book	118 128	569 510	1.0 1.1	9.1 9.8	64 68	231 272	.6 .6	7.8 8.0	141 158	655 652	1.2 1.4	9.3 10.1	161 131	573 490	1.4 1.2	12.1 10.1	143 105	500 402	1.2 .9	13.0 9.6
KRTH-FM SP '02 4-Book	26 17	104 86	.2 .1	2.0 1.3	12 9	69 61	.1 .1	1.5 1.1	40 39	137 151	.3 .3	2.6 2.5	36 29	153 105	.3 .3	2.7 2.3	29 15	92 65	.3 .2	2.6 1.3
KSCA-FM SP '02 4-Book	15 16	44 58	.1 .2	1.2 1.3	38 31	99 78	.3 .3	4.6 3.7	34 25	96 80	.3 .2	2.2 1.6	32 17	57 48	.3 .1	2.4 1.3	3 8	32 33	.1 .1	.3 .7
KSPN-AM SP '02 4-Book	**	**	**	**	**	**	**	**	**	**	**	**	**	**	**	**	**	**	**	**
KSSC-FM SP '02 4-Book	1 3	12 15	.1 .2	.1 .2	3	9		.3	13 10	51 33	.1 .1	.9 .7	3	14		.3	2	8		.2
KSSE-FM SP '02 4-Book	15 29	59 105	.1 .3	1.2 2.2	20	55	.2	2.3	19 31	68 123	.2 .3	1.2 1.9	11 22	33 87	.1 .2	.8 1.7	4 17	22 84	.1 .1	.4 1.6
KTNQ-AM SP '02 4-Book	2 1	11 6	.2 .1	.2 .1					4 4	11 9		.3 .3	2 1	9 5		.2 .1	1 1	3		.1
KTVV-FM SP '02 4-Book	15 7	42 26	.1 .1	1.2 .6	3	10		.4	2 13	15 32	.1 .1	.1 .8	4	12		.4	6 4	35 18	.1 .1	.5 .3
KWIZ-FM SP '02 4-Book	4 14	33 48	.3 .1	1.3 1.0	11 11	34 35	.1 .1	1.3 1.3	22 18	44 39	.2 .2	1.4 1.1	15 17	33 37	.1 .1	1.1 1.3	6	22	.1	.6
KWKV-AM SP '02 4-Book									5 1	11 3		.3 .1	1	11 3		.1	1	3		.1
KWVE-FM SP '02 4-Book	6	16	.1	.5	12 4	54 17	.1	1.5 .4	12 5	49 19	.1 .1	.8 .3	1 3	15 17		.1 .2	4	13		.4
KXOL-FM SP '02 4-Book	32 26	84 84	.3 .2	2.5 2.0	37 23	81 69	.3 .2	4.5 2.7	54 57	177 165	.5 .5	3.5 3.6	18 32	91 98	.2 .3	1.4 2.5	33 24	79 66	.3 .2	3.0 2.2
KXTA-AM SP '02 4-Book	1	5		.1					1	3			4 1	10 3		.3 .1	1	8 2		.1
KYSR-FM SP '02 4-Book	36 23	222 153	.3 .2	2.8 1.8	12 21	85 87	.1 .2	1.5 2.4	24 37	169 219	.2 .3	1.6 2.4	40 37	181 170	.3 .3	3.0 2.9	18 32	86 154	.2 .3	1.6 2.9
KZLA-FM SP '02 4-Book	14 10	97 58	.1 .1	1.1 .8	8 7	41 40	.1 .1	1.0 .8	29 26	83 84	.3 .2	1.9 1.7	14 16	37 57	.1 .1	1.1 1.2	5 11	23 46	.1 .1	.5 1.0
KGGL-FM SP '02 4-Book	38 **	112 **	.3 **	2.9 **	11 **	41 **	.1 **	1.3 **	25 **	114 **	.2 **	1.6 **	29 **	124 **	.3 **	2.2 **	24 **	55 **	.2 **	2.2 **
XTRA-AM SP '02 4-Book						1								3						
TOTALS SP '02 4-Book	1296 1309	3938 3945	11.2 11.4		823 849	2537 2672	7.1 7.4		1522 1575	4316 4509	13.2 13.8		1328 1293	3591 3670	11.5 11.3		1104 1098	3244 3341	9.6 9.6	

** Station(s) not reported this survey.

* Listener estimates adjusted for reported broadcast schedule.

+ Station(s) changed call letters - see Page 13.

4-Book: Avg. of current and previous 3 surveys.
2-Book: Avg. of most recent 2 surveys.

Target Listener Trends

Women 18-34																				
Monday-Sunday 6AM-MID				Monday-Friday 6AM-10AM				Monday-Friday 10AM-3PM				Monday-Friday 3PM-7PM				Monday-Friday 7PM-MID				
AQH (00)	Cume (00)	AQH Rtg	AQH Shr	AQH (00)	Cume (00)	AQH Rtg	AQH Shr	AQH (00)	Cume (00)	AQH Rtg	AQH Shr	AQH (00)	Cume (00)	AQH Rtg	AQH Shr	AQH (00)	Cume (00)	AQH Rtg	AQH Shr	
KABC-AM																				
SP '02	5	190	.2	7	59	.2	.2	3	36	.1	.1	9	113	.1	.3	4	61	.2	.3	
WI '02	3	173	.1	4	54	.1	.1	6	57	.2	.2	2	45	.1	.1	1	46	.1	.1	
FA '01	6	251	.2	3	56	.1	.1	7	110	.2	.2	19	137	.1	.6	4	97	.2	.3	
SU '01	5	116	.2	2	15	.1	.1	2	61	.1	.1	22	72	.1	.7	1	30	.1	.1	
4-Book	5	183	.2	4	46	.1	.1	5	66	.2	.2	13	92	.1	.4	3	59	.2	.2	
SP '01	3	139	.1	4	79	.1	.1	5	51	.1	.1	8	106	.1	.3	1	13	.1	.1	
KBIG-FM																				
SP '02	97	2341	.6	3.5	103	947	.6	2.7	173	1177	1.1	4.5	143	1301	.9	4.3	38	631	.2	2.7
WI '02	121	2507	.8	4.7	149	1126	.9	4.1	232	1165	1.4	6.4	180	1193	1.1	5.7	48	559	.3	3.8
FA '01	93	2153	.6	3.8	92	811	.6	2.6	173	966	1.1	5.0	150	1225	1.0	5.1	34	646	.2	2.7
SU '01	111	2382	.7	4.3	123	956	.8	3.5	224	1361	1.4	5.9	152	1298	1.0	4.9	33	538	.2	2.3
4-Book	106	2346	.7	4.1	117	960	.7	3.2	201	1167	1.3	5.5	156	1254	1.0	5.0	38	594	.2	2.9
SP '01	88	2271	.6	3.4	105	1003	.7	3.0	169	1168	1.1	4.6	111	1087	.7	3.5	27	472	.2	2.0
KBLA-AM																				
SP '02	12	261	.1	.4	14	79	.1	.4	29	116	.2	.7	10	99	.1	.3	3	47	.2	.2
WI '02	8	195	.1	.3	16	49	.1	.4	13	96	.1	.4	10	99	.1	.3	4	49	.1	.3
FA '01	12	158	.1	.5	20	73	.1	.6	25	104	.2	.7	10	96	.1	.3	5	22	.1	.4
SU '01	24	322	.2	.9	18	109	.1	.5	47	253	.3	1.2	35	139	.2	1.1	10	47	.1	.7
4-Book	14	234	.1	.5	17	78	.1	.5	29	142	.2	.8	14	84	.1	.4	6	41	.1	.4
SP '01	19	268	.1	.7	16	94	.1	.5	42	177	.3	1.1	27	139	.2	.8	8	77	.1	.6
KBUA-FM																				
SP '02	7	162	.3	.3	12	73	.1	.3	10	81	.1	.3	10	50	.1	.3	5	59	.1	.4
WI '02	6	208	.2	.2	13	104	.1	.4	7	59	.2	.2	3	35	.1	.1	2	25	.1	.2
FA '01	5	146	.2	.2	9	75	.1	.3	4	67	.1	.1	7	91	.2	.2	1	24	.1	.1
SU '01	17	249	.1	.7	11	102	.1	.3	32	133	.2	.8	22	136	.1	.7	7	81	.1	.5
4-Book	9	191	.4	.4	11	89	.1	.3	13	85	.1	.4	11	78	.1	.3	4	47	.1	.3
SP '01	25	342	.2	1.0	24	126	.2	.7	37	184	.2	1.0	32	224	.2	1.0	12	63	.1	.9
KBUE-FM																				
SP '02	87	1307	.5	3.2	106	583	.7	2.8	109	696	.7	2.8	97	693	.6	2.9	54	511	.3	3.8
WI '02	66	944	.4	2.6	76	470	.5	2.1	105	581	.7	2.9	80	520	.5	2.5	23	301	.1	1.8
FA '01	69	1018	.4	2.8	110	495	.7	3.1	92	557	.6	2.7	84	568	.5	2.8	25	240	.2	2.0
SU '01	75	1117	.5	2.9	80	530	.5	2.3	99	719	.6	2.6	85	598	.5	2.8	55	514	.3	3.8
4-Book	74	1097	.5	2.9	93	520	.6	2.6	101	638	.7	2.8	87	595	.5	2.8	39	392	.2	2.9
SP '01	62	921	.4	2.4	50	458	.3	1.4	98	586	.6	2.6	87	600	.5	2.7	33	326	.2	2.4
KCBS-FM																				
SP '02	45	1352	.3	1.6	55	545	.3	1.4	79	660	.5	2.0	73	820	.5	2.2	17	444	.1	1.2
WI '02	32	1046	.2	1.2	37	462	.2	1.0	55	551	.3	1.5	47	524	.3	1.5	13	323	.1	1.0
FA '01	29	1106	.2	1.2	40	387	.3	1.1	31	476	.2	.9	45	592	.3	1.5	15	302	.1	1.2
SU '01	31	1216	.2	1.2	37	434	.2	1.1	62	561	.4	1.6	40	551	.3	1.3	11	212	.1	.8
4-Book	34	1180	.2	1.3	42	457	.3	1.2	57	562	.4	1.5	51	622	.4	1.6	14	320	.1	1.1
SP '01	52	1305	.3	2.0	67	622	.4	1.9	86	635	.5	2.3	68	800	.4	2.1	21	397	.1	1.5
KDIS-AM																				
SP '02	7	485	.1	.3	10	217	.1	.3	7	174	.2	.2	8	131	.1	.2	1	29	.1	.1
WI '02	10	406	.1	.4	23	243	.1	.6	5	139	.1	.1	17	175	.1	.5	4	26	.1	.3
FA '01	3	220	.1	.1	2	61	.1	.1	4	74	.1	.1	8	149	.1	.3	1	35	.1	.1
SU '01	**	**	**	**	**	**	**	**	**	**	**	**	**	**	**	**	**	**	**	**
4-Book	**	**	**	**	**	**	**	**	**	**	**	**	**	**	**	**	**	**	**	**
SP '01	11	483	.1	.4	17	231	.1	.5	13	221	.1	.4	18	209	.1	.6	4	80	.1	.3
KFI -AM																				
SP '02	25	549	.2	.9	23	205	.1	.6	60	353	.4	1.5	38	299	.2	1.1	7	69	.1	.5
WI '02	21	589	.1	.8	21	250	.1	.6	49	398	.3	1.3	34	332	.2	1.1	5	96	.1	.4
FA '01	22	644	.1	.9	28	236	.2	.8	47	369	.3	1.4	28	269	.2	.9	7	91	.1	.5
SU '01	23	626	.1	.9	21	225	.1	.6	28	269	.2	.7	48	270	.3	1.6	16	129	.1	1.1
4-Book	23	602	.1	.9	23	229	.1	.7	46	347	.3	1.2	37	293	.2	1.2	9	96	.1	.6
SP '01	22	444	.1	.8	23	138	.1	.7	64	329	.4	1.7	15	154	.1	.5	6	61	.1	.4

** Station(s) not reported this survey.

* Listener estimates adjusted for reported broadcast schedule.

+ Station(s) changed call letters - see Page 13.

4-Book: Avg. of current and previous 3 surveys.
2-Book: Avg. of most recent 2 surveys.

Target Listener Trends

Women 18-34

Target Listener Trends - Women 18-34

	Monday-Sunday 6AM-MID				Monday-Friday 6AM-10AM				Monday-Friday 10AM-3PM				Monday-Friday 3PM-7PM				Monday-Friday 7PM-MID			
	AQH (00)	Cume (00)	AQH Rtg	AQH Shr	AQH (00)	Cume (00)	AQH Rtg	AQH Shr	AQH (00)	Cume (00)	AQH Rtg	AQH Shr	AQH (00)	Cume (00)	AQH Rtg	AQH Shr	AQH (00)	Cume (00)	AQH Rtg	AQH Shr
KFSH-FM																				
SP '02	22	361	.1	.8	31	268	.2	.8	23	229	.1	.6	30	223	.2	.9	10	140	.1	.7
WI '02	12	463	.1	.5	16	221	.1	.4	14	233	.1	.4	14	235	.1	.4	6	101		.5
FA '01	17	377	.1	.7	34	233	.2	1.0	13	189	.1	.4	15	202	.1	.5	7	127		.5
SU '01	27	474	.2	1.0	36	311	.2	1.0	48	331	.3	1.3	33	331	.2	1.1	8	145	.1	.6
4-Book	20	419	.1	.8	29	258	.2	.8	25	246	.2	.7	23	248	.2	.7	8	128	.1	.6
SP '01	26	437	.2	1.0	19	215	.1	.5	32	183	.2	.9	49	288	.3	1.5	14	208	.1	1.0
KFWB-AM																				
SP '02	8	461		.3	21	260	.1	.6	5	149		.1	15	218	.1	.5	2	84		.1
WI '02	9	552	.1	.4	25	283	.2	.7	6	180		.2	13	260	.1	.4	5	94		.4
FA '01	8	503	.1	.3	21	303	.1	.6	6	186		.2	14	239	.1	.5	2	89		.2
SU '01	8	381	.1	.3	23	200	.1	.7	7	139		.2	11	173	.1	.4	1	44		.1
4-Book	8	474	.1	.3	23	262	.1	.7	6	164		.2	13	223	.1	.5	3	78		.2
SP '01	9	589	.1	.3	22	248	.1	.6	5	208		.1	16	320	.1	.5	1	67		.1
+KHHT-FM																				
SP '02	128	2233	.8	4.7	151	999	.9	4.0	212	1193	1.3	5.5	150	1144	.9	4.5	77	788	.5	5.4
WI '02	135	2315	.8	5.3	151	1177	.9	4.1	213	1118	1.3	5.8	162	1362	1.0	5.1	82	877	.5	6.5
FA '01	153	2471	1.0	6.2	158	1050	1.0	4.5	228	1284	1.5	6.6	181	1244	1.2	6.1	107	1064	.7	8.4
SU '01	113	2064	.7	4.4	115	849	.7	3.3	186	1083	1.2	4.9	113	1033	.7	3.7	81	810	.5	5.6
4-Book	132	2271	.8	5.2	144	1019	.9	4.0	210	1170	1.3	5.7	152	1196	1.0	4.9	87	885	.6	6.5
SP '01	90	1688	.6	3.4	90	800	.6	2.6	102	824	.6	2.7	102	876	.6	3.2	85	580	.5	6.3
KHJ -AM																				
SP '02	17	272	.1	.6	27	141	.2	.7	33	135	.2	.9	16	143	.1	.5	1	34		.1
WI '02	13	240	.1	.5	13	84	.1	.4	27	96	.2	.7	10	115	.1	.3	9	60	.1	.7
FA '01	5	183		.2	7	56		.2	3	42		.1	7	65		.2	11	86	.1	.9
SU '01	4	134		.2	5	55		.1	5	34		.1	3	34		.1	2	40		.1
4-Book	10	207	.1	.4	13	84	.1	.4	17	77	.1	.5	9	89	.1	.3	6	55	.1	.5
SP '01	4	171		.2	7	83		.2	5	58		.1	3	40		.1	2	8		.1
KIIS-FM																				
SP '02	174	4728	1.1	6.4	221	2229	1.4	5.8	203	2308	1.3	5.2	232	2741	1.4	7.0	108	1457	.7	7.6
WI '02	176	4960	1.1	6.9	241	2516	1.5	6.6	205	2251	1.3	5.6	241	2659	1.5	7.6	86	1589	.5	6.8
FA '01	178	4242	1.2	7.2	248	1975	1.6	7.1	221	2167	1.4	6.4	233	2442	1.5	7.9	90	1465	.6	7.1
SU '01	186	4398	1.2	7.2	185	2087	1.2	5.3	260	2479	1.6	6.9	268	2714	1.7	8.7	126	1530	.8	8.7
4-Book	179	4582	1.2	6.9	224	2202	1.4	6.2	222	2301	1.4	6.0	244	2639	1.5	7.8	103	1510	.7	7.6
SP '01	184	4194	1.2	7.0	241	2199	1.5	6.8	218	2008	1.4	5.9	244	2235	1.5	7.6	98	1329	.6	7.2
KVVS-FM																				
SP '02	12	236	.1	.4	17	138	.1	.4	12	147	.1	.3	12	126	.1	.4	12	51	.1	.8
WI '02	6	138		.2	14	99	.1	.4	5	86		.1	4	86		.1	3	36		.2
FA '01	6	102		.2	4	80		.1	11	69	.1	.3	10	58	.1	.3	1	22		.1
SU '01	2	64		.1	1	34		.1	3	43		.1	4	34		.1	1	16		.1
4-Book	7	135	.2	.2	9	88	.1	.2	8	86	.1	.2	8	76	.1	.2	4	31	.1	.3
SP '01	4	83		.2	4	58		.1	5	62		.1	7	43		.2	2	13		.1
KJLH-FM																				
SP '02	37	826	.2	1.4	32	348	.2	.8	41	313	.3	1.1	38	405	.2	1.1	20	283	.1	1.4
WI '02	35	734	.2	1.4	38	280	.2	1.0	34	317	.2	.9	36	367	.2	1.1	30	255	.2	2.4
FA '01	29	654	.2	1.2	20	180	.1	.6	29	280	.2	.8	42	325	.3	1.4	19	197	.1	1.5
SU '01	46	864	.3	1.8	31	200	.2	.9	65	383	.4	1.7	57	382	.4	1.9	30	302	.2	2.1
4-Book	37	770	.2	1.5	30	252	.2	.8	42	323	.3	1.1	43	370	.3	1.4	25	259	.2	1.9
SP '01	47	941	.3	1.8	33	288	.2	.9	63	439	.4	1.7	58	378	.4	1.8	31	281	.2	2.3
KKBT-FM																				
SP '02	135	2910	.8	4.9	240	1564	1.5	6.3	160	1575	1.0	4.1	163	1833	1.0	4.9	66	990	.4	4.6
WI '02	146	2980	.9	5.7	268	1548	1.7	7.3	181	1400	1.1	5.0	177	1710	1.1	5.6	63	907	.4	5.0
FA '01	165	2918	1.1	6.7	314	1742	2.0	9.0	170	1596	1.1	5.0	183	1586	1.2	6.2	103	1136	.7	8.1
SU '01	187	3104	1.2	7.2	351	1712	2.2	10.1	236	1835	1.5	6.2	193	1826	1.2	6.3	107	1299	.7	7.4
4-Book	158	2978	1.0	6.1	293	1642	1.9	8.2	187	1602	1.2	5.1	179	1739	1.1	5.8	85	1083	.6	6.3
SP '01	142	2907	.9	5.4	246	1561	1.5	7.0	166	1485	1.0	4.5	177	1525	1.1	5.5	83	1050	.5	6.1

** Station(s) not reported this survey.

* Listener estimates adjusted for reported broadcast schedule.

+ Station(s) changed call letters - see Page 13.

4-Book: Avg. of current and previous 3 surveys.
2-Book: Avg. of most recent 2 surveys.

Target Listener Trends

Women 18-34																			
Monday-Sunday 6AM-MID				Monday-Friday 6AM-10AM				Monday-Friday 10AM-3PM				Monday-Friday 3PM-7PM				Monday-Friday 7PM-MID			
AQH (00)	Cume (00)	AQH Rtg	AQH Shr	AQH (00)	Cume (00)	AQH Rtg	AQH Shr	AQH (00)	Cume (00)	AQH Rtg	AQH Shr	AQH (00)	Cume (00)	AQH Rtg	AQH Shr	AQH (00)	Cume (00)	AQH Rtg	AQH Shr
KKLA-FM																			
SP '02	6	168	.2	14	133	.1	.4	5	47	.1		6	97	.2		1	31	.1	
WI '02	3	89	.1	13	50	.1	.4	4	38	.1					1	26	.1		
FA '01	5	197	.2	6	73	.2		10	115	.1	.3	5	74	.2		1	26	.1	
SU '01	3	163	.1	4	73	.1		4	79	.1		2	48	.1		3	50	.2	
4-Book	4	154	.2	9	82	.1	.3	6	70	.2		3	55	.1		2	33	.1	
SP '01	3	111	.1	2	41	.1		6	61	.2		6	53	.2		1	11	.1	
KLAC-AM																			
SP '02	5	194	.2	4	57	.1		8	48	.2		3	50	.1		7	88	.5	
WI '02	3	93	.1	3	13	.1		5	34	.1		6	64	.2		4	51	.3	
FA '01	2	145	.1		27			2	43	.1		2	43	.1		2	28	.2	
SU '01	4	161	.2	3	33	.1		8	23	.1	.2	9	50	.1	.3	3	79	.2	
4-Book	4	148	.2	3	33	.1		6	37	.2		5	52	.2		4	62	.3	
SP '01	4	160	.2	4	49	.1		4	51	.1		7	38	.2		2	38	.1	
KLAX-FM																			
SP '02	112	1698	.7	4.1	123	.8	3.2	157	989	1.0	4.1	122	963	.8	3.7	59	441	.4	4.2
WI '02	88	1614	.5	3.4	94	.6	2.6	139	962	.9	3.8	87	832	.5	2.7	31	372	.2	2.5
FA '01	80	1403	.5	3.2	75	.5	2.1	130	786	.8	3.8	85	701	.6	2.9	35	365	.2	2.7
SU '01	89	1626	.6	3.4	78	.7	2.2	133	1009	.8	3.5	119	801	.7	3.9	65	510	.4	4.5
4-Book	92	1585	.6	3.5	93	.6	2.5	140	937	.9	3.8	103	824	.7	3.3	48	422	.3	3.5
SP '01	105	1612	.7	4.0	115	.8	3.3	153	955	1.0	4.1	131	935	.8	4.1	40	472	.3	2.9
KLOS-FM																			
SP '02	28	1144	.2	1.0	41	.3	1.1	31	549	.2	.8	34	454	.2	1.0	16	286	.1	1.1
WI '02	25	956	.2	1.0	49	.3	1.3	21	379	.1	.6	32	440	.2	1.0	8	220	.1	.6
FA '01	34	1181	.2	1.4	74	.4	1.1	31	458	.2	.9	50	649	.3	1.7	16	380	.1	1.3
SU '01	26	1050	.2	1.0	44	.3	1.3	40	394	.3	1.1	29	422	.2	.9	7	163	.1	.5
4-Book	28	1083	.2	1.1	52	.4	1.5	31	445	.2	.9	36	491	.2	1.2	12	262	.1	.9
SP '01	38	1193	.2	1.5	37	.2	1.1	35	490	.2	.9	60	691	.4	1.9	24	350	.2	1.8
KLSX-FM																			
SP '02	44	692	.3	1.6	112	.7	2.9	59	357	.4	1.5	58	358	.4	1.8	9	188	.1	.6
WI '02	43	868	.3	1.7	59	.4	1.6	73	399	.5	2.0	98	534	.6	3.1	10	181	.1	.8
FA '01	40	880	.3	1.6	105	.7	3.0	63	326	.4	1.8	49	366	.3	1.7	4	145	.1	.3
SU '01	32	1027	.2	1.2	97	.5	2.8	31	327	.2	.8	38	410	.2	1.2	13	205	.1	.9
4-Book	40	867	.3	1.5	93	.6	2.6	57	352	.4	1.5	61	417	.4	2.0	9	180	.1	.7
SP '01	42	996	.3	1.6	125	.8	3.6	54	389	.3	1.5	41	337	.3	1.3	7	145	.1	.5
KLTX-AM																			
SP '02	20	162	.1	.7	18	.1	.5	33	120	.2	.9	20	99	.1	.6	8	108	.1	.6
WI '02	29	213	.2	1.1	43	.3	1.2	58	166	.4	1.6	25	124	.2	.8	10	61	.1	.8
FA '01	21	119	.1	.9	21	.1	.6	46	97	.3	1.3	18	76	.1	.6	5	45	.1	.4
SU '01	18	118	.1	.7	29	.2	.8	18	64	.1	.5	17	65	.1	.6	8	44	.1	.6
4-Book	22	153	.1	.9	28	.2	.8	39	112	.3	1.1	20	91	.1	.7	8	65	.1	.6
SP '01	27	178	.2	1.0	33	.2	.9	51	158	.3	1.4	30	138	.2	.9	14	105	.1	1.0
KLVE-FM																			
SP '02	145	2377	.9	5.3	230	1.3	6.0	213	1229	1.3	5.5	152	1066	.9	4.6	79	760	.5	5.6
WI '02	141	2449	.9	5.5	224	1.2	6.1	189	1216	1.2	5.2	129	1038	.8	4.1	82	696	.5	6.5
FA '01	142	2403	.9	5.8	181	1.1	5.2	214	1308	1.4	6.2	140	1120	.9	4.7	72	760	.5	5.6
SU '01	140	2232	.9	5.4	190	1.2	5.5	213	1235	1.3	5.6	131	828	.8	4.3	68	664	.4	4.7
4-Book	142	2365	.9	5.5	206	1.3	5.7	207	1247	1.3	5.6	138	1013	.9	4.4	75	720	.5	5.6
SP '01	173	2650	1.1	6.6	241	1.5	6.8	235	1460	1.5	6.3	196	1448	1.2	6.1	102	944	.6	7.5
KLYY-FM																			
SP '02	46	1245	.3	1.7	47	.3	1.2	77	700	.5	2.0	62	679	.4	1.9	19	348	.1	1.3
WI '02	58	1228	.4	2.3	59	.4	1.6	102	749	.6	2.8	63	580	.4	2.0	27	366	.2	2.1
FA '01	59	1209	.4	2.4	74	.5	2.1	73	634	.5	2.1	68	640	.4	2.3	32	363	.2	2.5
SU '01	49	1400	.3	1.9	53	.5	1.5	74	824	.5	2.0	65	693	.4	2.1	21	377	.1	1.4
4-Book	53	1271	.4	2.1	58	.4	1.6	82	727	.5	2.2	65	648	.4	2.1	25	364	.2	1.8
SP '01	67	1454	.4	2.6	94	.6	2.7	96	750	.6	2.6	88	742	.6	2.8	25	340	.2	1.8

** Station(s) not reported this survey.

* Listener estimates adjusted for reported broadcast schedule.

+ Station(s) changed call letters - see Page 13.

4-Book: Avg. of current and previous 3 surveys.
2-Book: Avg. of most recent 2 surveys.

Target Listener Trends

Women 18-34

Target Listener Trends - Women 18-34

	Monday-Sunday 6AM-MID				Monday-Friday 6AM-10AM				Monday-Friday 10AM-3PM				Monday-Friday 3PM-7PM				Monday-Friday 7PM-MID			
	AQH (00)	Cume (00)	AQH Rtg	AQH Shr	AQH (00)	Cume (00)	AQH Rtg	AQH Shr	AQH (00)	Cume (00)	AQH Rtg	AQH Shr	AQH (00)	Cume (00)	AQH Rtg	AQH Shr	AQH (00)	Cume (00)	AQH Rtg	AQH Shr
KMXN-FM																				
SP '02	26	344	.2	1.0	30	218	.2	.8	56	205	.3	1.4	30	204	.2	.9	17	103	.1	1.2
WI '02	**	**	**	**	**	**	**	**	**	**	**	**	**	**	**	**	**	**	**	**
FA '01	**	**	**	**	**	**	**	**	**	**	**	**	**	**	**	**	**	**	**	**
SU '01	**	**	**	**	**	**	**	**	**	**	**	**	**	**	**	**	**	**	**	**
4-Book	**	**	**	**	**	**	**	**	**	**	**	**	**	**	**	**	**	**	**	**
SP '01	15	333	.1	.6	22	169	.1	.6	30	153	.2	.8	27	220	.2	.8	2	68		.1
KMZT-FM																				
SP '02	8	440		.3	7	135		.2	15	212	.1	.4	8	140		.2	4	36		.3
WI '02	25	458	.2	1.0	22	156	.1	.6	59	297	.4	1.6	44	241	.3	1.4	5	165		.4
FA '01	13	540	.1	.5	10	171	.1	.3	17	194	.1	.5	17	208	.1	.6	9	149	.1	.7
SU '01	11	332	.1	.4	16	136	.1	.5	22	120	.1	.6	12	141	.1	.4	6	122		.4
4-Book	14	443	.1	.6	14	150	.1	.4	28	206	.2	.8	20	183	.1	.7	6	118		.5
SP '01	8	522	.1	.3	10	183	.1	.3	12	192	.1	.3	7	161		.2	7	172		.5
KNX -AM																				
SP '02	10	379	.1	.4	14	163	.1	.4	18	107	.1	.5	13	175	.1	.4	2	87		.1
WI '02	10	417	.1	.4	30	260	.2	.8	5	135		.1	11	201	.1	.3	6	60		.5
FA '01	4	310		.2	9	124	.1	.3	2	52		.1	5	100		.2	2	34		.2
SU '01	10	375	.1	.4	20	201	.1	.6	7	141		.2	9	120	.1	.3	12	109	.1	.8
4-Book	9	370	.1	.4	18	187	.1	.5	8	109		.2	10	149	.1	.3	6	73		.4
SP '01	12	321	.1	.5	30	185	.2	.9	16	184	.1	.4	16	151	.1	.5	3	65		.2
KOST-FM																				
SP '02	110	2497	.7	4.0	106	1114	.7	2.8	172	1079	1.1	4.4	140	1251	.9	4.2	84	905	.5	5.9
WI '02	125	2669	.8	4.9	122	1144	.8	3.3	204	1069	1.3	5.6	164	1125	1.0	5.2	89	913	.6	7.1
FA '01	133	2615	.9	5.4	110	938	.7	3.1	219	1213	1.4	6.4	153	1257	1.0	5.2	111	1066	.7	8.7
SU '01	144	2668	.9	5.6	149	1100	.9	4.3	256	1276	1.6	6.8	174	1234	1.1	5.6	116	1040	.7	8.0
4-Book	128	2612	.8	5.0	122	1074	.8	3.4	213	1159	1.4	5.8	158	1217	1.0	5.1	100	981	.6	7.4
SP '01	100	2601	.6	3.8	92	1050	.6	2.6	144	1021	.9	3.9	127	1216	.8	4.0	81	952	.5	6.0
KPLS-AM																				
SP '02	**	**	**	**	**	**	**	**	**	**	**	**	**	**	**	**	**	**	**	**
WI '02	**	**	**	**	**	**	**	**	**	**	**	**	**	**	**	**	**	**	**	**
FA '01	**	**	**	**	**	**	**	**	**	**	**	**	**	**	**	**	**	**	**	**
SU '01	**	**	**	**	**	**	**	**	**	**	**	**	**	**	**	**	**	**	**	**
4-Book	**	**	**	**	**	**	**	**	**	**	**	**	**	**	**	**	**	**	**	**
SP '01	**	**	**	**	**	**	**	**	**	**	**	**	**	**	**	**	**	**	**	**
KPWR-FM																				
SP '02	185	4168	1.1	6.8	270	2040	1.7	7.1	206	2124	1.3	5.3	269	2568	1.7	8.1	93	1454	.6	6.5
WI '02	185	4122	1.1	7.2	238	1862	1.5	6.5	208	2060	1.3	5.7	254	2516	1.6	8.0	132	1487	.8	10.5
FA '01	129	3531	.8	5.2	171	1481	1.1	4.9	154	2035	1.0	4.5	166	2006	1.1	5.6	81	1406	.5	6.4
SU '01	153	3908	1.0	5.9	212	1772	1.3	6.1	186	2041	1.2	4.9	179	2244	1.1	5.8	107	1375	.7	7.4
4-Book	163	3932	1.0	6.3	223	1789	1.4	6.2	189	2065	1.2	5.1	217	2334	1.4	6.9	103	1431	.7	7.7
SP '01	179	3963	1.1	6.9	241	1969	1.5	6.8	224	2105	1.4	6.0	262	2454	1.7	8.2	91	1313	.6	6.7
KRCO-FM																				
SP '02	19	364	.1	.7	27	122	.2	.7	33	182	.2	.9	20	221	.1	.6	9	112	.1	.6
WI '02	15	329	.1	.6	22	156	.1	.6	15	130	.1	.4	23	202	.1	.7	11	116	.1	.9
FA '01	8	188	.1	.3	11	75	.1	.3	10	109	.1	.3	10	100	.1	.3	3	42		.2
SU '01	11	170	.1	.4	5	32		.1	30	127	.2	.8	10	67	.1	.3	8	57	.1	.6
4-Book	13	263	.1	.5	16	96	.1	.4	22	137	.2	.6	16	148	.1	.5	8	82	.1	.6
SP '01	17	332	.1	.7	18	83	.1	.5	26	182	.2	.7	23	138	.1	.7	5	90		.4
KRCV-FM																				
SP '02	14	212	.1	.5	21	103	.1	.6	18	109	.1	.5	17	116	.1	.5	11	78	.1	.8
WI '02	15	287	.1	.6	22	182	.1	.6	29	191	.2	.8	18	108	.1	.6	3	36		.2
FA '01	13	201	.1	.5	17	105	.1	.5	23	88	.1	.7	16	99	.1	.5	1	53		.1
SU '01	11	276	.1	.4	7	114		.2	25	144	.2	.7	18	128	.1	.6	6	46		.4
4-Book	13	244	.1	.5	17	126	.1	.5	24	133	.2	.7	17	113	.1	.6	5	53		.4
SP '01	4	166		.2	4	69		.1	5	76		.1	4	52		.1	5	52		.4

** Station(s) not reported this survey.

* Listener estimates adjusted for reported broadcast schedule.

+ Station(s) changed call letters - see Page 13.

4-Book: Avg. of current and previous 3 surveys.
2-Book: Avg. of most recent 2 surveys.

Target Listener Trends

Women 18-34																				
Monday-Sunday 6AM-MID				Monday-Friday 6AM-10AM				Monday-Friday 10AM-3PM				Monday-Friday 3PM-7PM				Monday-Friday 7PM-MID				
AQH (00)	Cume (00)	AQH Rtg	AQH Shr	AQH (00)	Cume (00)	AQH Rtg	AQH Shr	AQH (00)	Cume (00)	AQH Rtg	AQH Shr	AQH (00)	Cume (00)	AQH Rtg	AQH Shr	AQH (00)	Cume (00)	AQH Rtg	AQH Shr	
KRLA-AM																				
SP '02	2	74	.1	4	45	.1	4	45	.1	1	15									
WI '02	3	92	.1	6	65	.2	9	79	.1	4	13			.1						
FA '01	3	53	.1	4	39	.1	6	14		5	25			.2						
SU '01	1	47			28		4	19												
4-Book	2	67	.1	4	44	.1	6	39	.2	3	13			.1						
SP '01	4	59	.2	3	25	.1		14		9	46	.1		.3		8	22	.1		.6
+KRLH-AM																				
SP '02	**	**	**	**	**	**	**	**	**	**	**	**	**	**	**	**	**	**	**	**
WI '02	**	**	**	**	**	**	**	**	**	**	**	**	**	**	**	**	**	**	**	**
FA '01	**	**	**	**	**	**	**	**	**	**	**	**	**	**	**	**	**	**	**	**
SU '01	**	**	**	**	**	**	**	**	**	**	**	**	**	**	**	**	**	**	**	**
4-Book	**	**	**	**	**	**	**	**	**	**	**	**	**	**	**	**	**	**	**	**
SP '01	**	**	**	**	**	**	**	**	**	**	**	**	**	**	**	**	**	**	**	**
KROQ-FM																				
SP '02	180	3792	1.1	6.6	269	1906	1.7	7.0	199	2079	1.2	5.1	238	2305	1.5	7.2	123	1512	.8	8.7
WI '02	197	3778	1.2	7.7	351	2040	2.2	9.5	240	2015	1.5	6.6	246	2321	1.5	7.8	102	1388	.6	8.1
FA '01	151	3105	1.0	6.1	272	1670	1.8	7.8	171	1620	1.1	5.0	172	1932	1.1	5.8	100	1292	.6	7.8
SU '01	152	3198	1.0	5.9	239	1548	1.5	6.9	189	1597	1.2	5.0	195	1828	1.2	6.3	92	1221	.6	6.3
4-Book	170	3468	1.1	6.6	283	1791	1.8	7.8	200	1828	1.3	5.4	213	2097	1.3	6.8	104	1353	.7	7.7
SP '01	175	3200	1.1	6.7	257	1874	1.6	7.3	228	1641	1.4	6.1	217	1869	1.4	6.8	112	1307	.7	8.3
KRTH-FM																				
SP '02	46	1412	.3	1.7	44	614	.3	1.2	78	634	.5	2.0	58	602	.4	1.8	22	364	.1	1.5
WI '02	42	1561	.3	1.6	44	510	.3	1.2	75	725	.5	2.1	56	726	.3	1.8	18	470	.1	1.4
FA '01	29	1226	.2	1.2	26	428	.2	.7	46	572	.3	1.3	31	377	.2	1.0	10	210	.1	.8
SU '01	38	1217	.2	1.5	22	354	.1	.6	65	605	.4	1.7	41	552	.3	1.3	27	323	.2	1.9
4-Book	39	1354	.3	1.5	34	477	.2	.9	66	634	.4	1.8	47	564	.3	1.5	19	342	.1	1.4
SP '01	42	1451	.3	1.6	39	488	.2	1.1	64	535	.4	1.7	59	618	.4	1.8	18	350	.1	1.3
KSCA-FM																				
SP '02	137	1626	.9	5.0	328	1006	2.0	8.6	209	1120	1.3	5.4	76	581	.5	2.3	33	348	.2	2.3
WI '02	123	1556	.8	4.8	306	1004	1.9	8.3	167	867	1.0	4.6	79	584	.5	2.5	46	384	.3	3.7
FA '01	105	1356	.7	4.3	272	909	1.8	7.8	163	862	1.1	4.8	55	436	.4	1.9	23	172	.1	1.8
SU '01	148	1832	.9	5.7	360	1200	2.3	10.4	191	1119	1.2	5.0	101	645	.6	3.3	40	484	.3	2.8
4-Book	128	1593	.8	5.0	317	1030	2.0	8.8	183	992	1.2	5.0	78	562	.5	2.5	36	347	.2	2.7
SP '01	158	1804	1.0	6.1	351	1193	2.2	10.0	234	1173	1.5	6.3	111	753	.7	3.5	54	491	.3	4.0
KSPN-AM																				
SP '02	2	53	.1	1	25		3	25	.1	4	31		1	31		1	31		.1	
WI '02	**	**	**	**	**	**	**	**	**	**	**	**	**	**	**	**	**	**	**	**
FA '01	**	**	**	**	**	**	**	**	**	**	**	**	**	**	**	**	**	**	**	**
SU '01	**	**	**	**	**	**	**	**	**	**	**	**	**	**	**	**	**	**	**	**
4-Book	**	**	**	**	**	**	**	**	**	**	**	**	**	**	**	**	**	**	**	**
SP '01	**	**	**	**	**	**	**	**	**	**	**	**	**	**	**	**	**	**	**	**
KSSC-FM																				
SP '02	13	317	.1	.5	20	184	.1	.5	18	168	.1	.5	10	157	.1	.3	5	54		.4
WI '02	13	288	.1	.5	11	120	.1	.3	15	131	.1	.4	18	151	.1	.6	11	131	.1	.9
FA '01	11	311	.1	.4	13	127	.1	.4	13	138	.1	.4	13	150	.1	.4	4	75		.3
SU '01	8	283	.1	.3	11	97	.1	.3	10	132	.1	.3	12	150	.1	.4	2	70		.1
4-Book	11	300	.1	.4	14	132	.1	.4	14	142	.1	.4	13	152	.1	.4	6	83		.4
SP '01	8	289	.1	.3	12	150	.1	.3	12	143	.1	.3	11	150	.1	.3	4	74		.3
KSSE-FM																				
SP '02	69	1213	.4	2.5	78	495	.5	2.0	107	641	.7	2.8	93	694	.6	2.8	28	257	.2	2.0
WI '02	61	1295	.4	2.4	96	741	.6	2.6	72	714	.4	2.0	81	653	.5	2.6	28	306	.2	2.2
FA '01	71	1434	.5	2.9	109	805	.7	3.1	95	740	.6	2.8	79	743	.5	2.7	25	428	.2	2.0
SU '01	85	1486	.5	3.3	134	795	.8	3.9	119	852	.7	3.1	99	847	.6	3.2	34	352	.2	2.3
4-Book	72	1357	.5	2.8	104	709	.7	2.9	98	737	.6	2.7	88	734	.6	2.8	29	336	.2	2.1
SP '01	60	1387	.4	2.3	72	642	.5	2.0	101	742	.6	2.7	81	611	.5	2.5	13	291	.1	1.0

** Station(s) not reported this survey.

* Listener estimates adjusted for reported broadcast schedule.

+ Station(s) changed call letters - see Page 13.

4-Book: Avg. of current and previous 3 surveys.
2-Book: Avg. of most recent 2 surveys.

Target Listener Trends

Women 18-34

Target Listener Trends - Women 18-34

	Monday-Sunday 6AM-MID				Monday-Friday 6AM-10AM				Monday-Friday 10AM-3PM				Monday-Friday 3PM-7PM				Monday-Friday 7PM-MID			
	AQH (00)	Cume (00)	AQH Rtg	AQH Shr	AQH (00)	Cume (00)	AQH Rtg	AQH Shr	AQH (00)	Cume (00)	AQH Rtg	AQH Shr	AQH (00)	Cume (00)	AQH Rtg	AQH Shr	AQH (00)	Cume (00)	AQH Rtg	AQH Shr
KTNQ-AM																				
SP '02	10	198	.1	.4	9	84	.1	.2	13	86	.1	.3	14	74	.1	.4	6	83	.1	.4
WI '02	12	167	.1	.5	13	130	.1	.4	26	128	.2	.7	11	53	.1	.3	4	44	.1	.3
FA '01	7	186	.1	.3	3	32	.1	.1	11	99	.1	.3	6	90	.2	.2	5	63	.1	.4
SU '01	3	108	.1	.1	2	10	.1	.1	6	76	.2	.2	2	33	.1	.1	1	33	.1	.1
4-Book	8	165	.1	.3	7	64	.1	.2	14	97	.1	.4	8	63	.1	.3	4	56	.1	.3
SP '01	6	190	.2	.2	7	79	.2	.2	9	50	.1	.2	4	29	.1	.1	5	81	.2	.4
KTWV-FM																				
SP '02	47	790	.3	1.7	41	332	.3	1.1	61	367	.4	1.6	69	355	.4	2.1	33	230	.2	2.3
WI '02	34	755	.2	1.3	39	351	.2	1.1	37	224	.2	1.0	43	320	.3	1.4	28	186	.2	2.2
FA '01	36	744	.2	1.5	33	304	.2	.9	60	329	.4	1.7	53	381	.3	1.8	22	290	.1	1.7
SU '01	33	645	.2	1.3	54	322	.3	1.6	57	257	.4	1.5	26	182	.2	.8	12	168	.1	.8
4-Book	38	734	.2	1.5	42	327	.3	1.2	54	294	.4	1.5	48	310	.3	1.5	24	219	.2	1.8
SP '01	44	877	.3	1.7	46	369	.3	1.3	60	338	.4	1.6	56	437	.4	1.8	24	251	.2	1.8
KWIZ-FM																				
SP '02	55	648	.3	2.0	55	312	.3	1.4	82	393	.5	2.1	72	417	.4	2.2	28	279	.2	2.0
WI '02	33	628	.2	1.3	26	212	.2	.7	44	338	.3	1.2	36	224	.2	1.1	19	186	.1	1.5
FA '01	46	488	.3	1.9	36	237	.2	1.0	65	312	.4	1.9	51	258	.3	1.7	34	197	.2	2.7
SU '01	17	422	.1	.7	10	105	.1	.3	22	163	.1	.6	16	157	.1	.5	25	228	.2	1.7
4-Book	38	547	.2	1.5	32	217	.2	.9	53	302	.3	1.5	44	264	.3	1.4	27	223	.2	2.0
SP '01	15	291	.1	.6	8	64	.1	.2	16	104	.1	.4	12	104	.1	.4	19	90	.1	1.4
KWKV-AM																				
SP '02	12	133	.1	.4	35	66	.2	.9	23	66	.1	.6	6	56	.2	.2				
WI '02	9	159	.1	.4	8	70	.2	.2	27	85	.2	.7	3	26	.1	.1	1	24	.1	.1
FA '01	9	108	.1	.4	20	86	.1	.6	19	54	.1	.6	5	33	.2	.2				
SU '01	7	76	.1	.3	20	55	.1	.6	11	33	.1	.3	5	44	.2	.2				
4-Book	9	119	.1	.4	21	69	.1	.6	20	60	.1	.6	5	40	.2	.2		9		
SP '01	14	193	.1	.5	18	60	.1	.5	32	132	.2	.9	14	70	.1	.4	4	40	.1	.3
KWVE-FM																				
SP '02	7	291	.1	.3	13	156	.1	.3	5	55	.1	.1	8	97	.2	.2	3	64	.1	.2
WI '02	10	229	.1	.4	14	112	.1	.4	24	94	.1	.7	13	78	.1	.4	1	36	.1	.1
FA '01	7	269	.1	.3	8	94	.1	.2	10	77	.1	.3	13	172	.1	.4	1	63	.1	.1
SU '01	8	289	.1	.3	8	151	.1	.2	4	93	.1	.1	8	84	.1	.3	11	103	.1	.8
4-Book	8	270	.1	.3	11	128	.1	.3	11	80	.1	.3	11	108	.1	.3	4	67	.1	.3
SP '01	12	360	.1	.5	17	212	.1	.5	21	147	.1	.6	5	124	.2	.2	7	92	.1	.5
KXOL-FM																				
SP '02	127	1488	.8	4.6	164	818	1.0	4.3	218	1001	1.4	5.6	127	746	.8	3.8	64	425	.4	4.5
WI '02	91	1228	.6	3.5	102	514	.6	2.8	144	743	.9	3.9	108	754	.7	3.4	29	300	.2	2.3
FA '01	58	1057	.4	2.4	71	473	.5	2.0	94	681	.6	2.7	60	542	.4	2.0	24	306	.2	1.9
SU '01	119	1601	.7	4.6	131	812	.8	3.8	202	1072	1.3	5.3	133	842	.8	4.3	55	541	.3	3.8
4-Book	99	1344	.6	3.8	117	654	.7	3.2	165	874	1.1	4.4	107	721	.7	3.4	43	393	.3	3.1
SP '01	49	698	.3	1.9	54	357	.3	1.5	56	366	.4	1.5	64	437	.4	2.0	38	329	.2	2.8
KXTA-AM																				
SP '02	4	129	.1	.1	2	45	.1	.1	4	48	.1	.1	6	66	.2	.2	5	70	.1	.4
WI '02	1	86	.1	.1	1	22	.1	.1	1	23	.1	.1								
FA '01	2	54	.1	.1	1	14	.1	.1	7	40	.2	.2	1	12	.1	.1	1	14	.1	.1
SU '01		44	.1	.1	1	30	.1	.1	1	19	.1	.1								
4-Book	2	78	.1	.1	1	28	.1	.1	3	33	.1	.1	2	20	.1	.1	2	28	.1	.1
SP '01	1	71	.1	.1	1	12	.1	.1	11	11	.1	.1	2	23	.1	.1		23	.1	.1
KYSR-FM																				
SP '02	126	3163	.8	4.6	222	1641	1.4	5.8	165	1686	1.0	4.3	179	1891	1.1	5.4	46	848	.3	3.2
WI '02	123	3430	.8	4.8	210	1789	1.3	5.7	152	1642	.9	4.2	173	1936	1.1	5.5	44	899	.3	3.5
FA '01	150	3389	1.0	6.1	273	1826	1.8	7.8	214	1716	1.4	6.2	220	1999	1.4	7.4	40	971	.3	3.1
SU '01	136	3377	.9	5.3	224	1582	1.4	6.5	209	1848	1.3	5.5	197	2051	1.2	6.4	54	993	.3	3.7
4-Book	134	3340	.9	5.2	232	1710	1.5	6.5	185	1723	1.2	5.1	192	1969	1.2	6.2	46	928	.3	3.4
SP '01	161	3407	1.0	6.2	229	1603	1.4	6.5	236	1614	1.5	6.4	240	2058	1.5	7.5	82	1246	.5	6.0

** Station(s) not reported this survey.

* Listener estimates adjusted for reported broadcast schedule.

+ Station(s) changed call letters - see Page 13.

4-Book: Avg. of current and previous 3 surveys.
2-Book: Avg. of most recent 2 surveys.

Target Listener Trends

		Women 18-34																			
		Monday-Sunday 6AM-MID				Monday-Friday 6AM-10AM				Monday-Friday 10AM-3PM				Monday-Friday 3PM-7PM				Monday-Friday 7PM-MID			
		AQH (00)	Cume (00)	AQH Rtg	AQH Shr	AQH (00)	Cume (00)	AQH Rtg	AQH Shr	AQH (00)	Cume (00)	AQH Rtg	AQH Shr	AQH (00)	Cume (00)	AQH Rtg	AQH Shr	AQH (00)	Cume (00)	AQH Rtg	AQH Shr
KZLA-FM																					
SP '02		59	1208	.4	2.2	87	621	.5	2.3	93	729	.6	2.4	89	776	.6	2.7	19	412	.1	1.3
WI '02		51	1040	.3	2.0	77	610	.5	2.1	80	626	.5	2.2	72	686	.4	2.3	12	294	.1	1.0
FA '01		54	1105	.3	2.2	74	532	.5	2.1	75	584	.5	2.2	83	781	.5	2.8	30	505	.2	2.4
SU '01		51	1098	.3	2.0	49	487	.3	1.4	83	711	.5	2.2	70	692	.4	2.3	22	331	.1	1.5
4-Book		54	1113	.3	2.1	72	563	.5	2.0	83	663	.5	2.3	79	734	.5	2.5	21	386	.1	1.6
SP '01		62	1081	.4	2.4	77	631	.5	2.2	102	577	.6	2.7	63	642	.4	2.0	30	418	.2	2.2
KGGI-FM																					
SP '02		18	747	.1	.7	11	211	.1	.3	19	329	.1	.5	25	439	.2	.8	14	250	.1	1.0
WI '02		21	932	.1	.8	27	281	.2	.7	21	321	.1	.6	22	456	.1	.7	16	280	.1	1.3
FA '01		**	**	**	**	**	**	**	**	**	**	**	**	**	**	**	**	**	**	**	**
SU '01		18	844	.1	.7	19	273	.1	.5	25	375	.2	.7	25	379	.2	.8	12	202	.1	.8
4-Book		**	**	**	**	**	**	**	**	**	**	**	**	**	**	**	**	**	**	**	**
SP '01		**	**	**	**	**	**	**	**	**	**	**	**	**	**	**	**	**	**	**	**
XTRA-AM																					
SP '02			31								12				19						
WI '02		1	42			1	17			2	28	.1		2	17		.1		14		
FA '01		1	103							4	26	.1		3	52		.1		11		
SU '01		1	15				15			4	15	.1		2	15		.1				
4-Book		1	48				8			3	20	.1		2	26		.1		6		
SP '01		1	84											1	28			1	27		.1
TOTALS																					
SP '02		2735	15602	17.0		3816	13638	23.7		3874	13207	24.0		3311	13847	20.5		1420	9848	8.8	
WI '02		2568	15657	15.9		3676	13734	22.8		3650	12657	22.7		3167	13543	19.7		1256	9200	7.8	
FA '01		2466	14957	16.0		3497	12932	22.7		3430	12316	22.2		2958	12639	19.2		1275	9393	8.3	
SU '01		2585	15334	16.3		3472	12994	21.9		3784	13159	23.8		3080	13108	19.4		1453	9417	9.2	
4-Book		2589	15388	16.3		3615	13325	22.8		3685	12835	23.2		3129	13284	19.7		1351	9465	8.5	
SP '01		2610	15431	16.4		3520	13464	22.2		3714	12688	23.4		3200	13263	20.2		1357	9434	8.5	

** Station(s) not reported this survey.

* Listener estimates adjusted for reported broadcast schedule.

+ Station(s) changed call letters - see Page 13.

4-Book: Avg. of current and previous 3 surveys.
2-Book: Avg. of most recent 2 surveys.

Target Listener Estimates

Women 18-34

	Monday-Friday 6AM-7PM				Weekend 6AM-MID				Saturday 6AM-10AM				Saturday 10AM-3PM				Saturday 3PM-7PM			
	AQH (00)	Cume (00)	AQH Rtg	AQH Shr	AQH (00)	Cume (00)	AQH Rtg	AQH Shr	AQH (00)	Cume (00)	AQH Rtg	AQH Shr	AQH (00)	Cume (00)	AQH Rtg	AQH Shr	AQH (00)	Cume (00)	AQH Rtg	AQH Shr
KABC-AM																				
SP '02	6	149		.2	2	59		.1	1	15			6	28		.2				
4-Book	7	144	.1	.2	3	53		.2	4	7		.2	4	19		.2	4	10		.2
KBIG-FM																				
SP '02	142	1964	.9	3.9	55	904	.3	2.8	44	125	.3	2.2	127	358	.8	3.9	76	284	.5	3.2
4-Book	161	1904	1.0	4.6	51	906	.3	2.8	42	144	.3	2.3	95	330	.6	3.1	60	226	.4	2.8
KBLA-AM																				
SP '02	18	201	.1	.5	7	83		.4	18	46	.1	.9	27	46	.2	.8				
4-Book	20	183	.1	.6	9	95		.5	8	21		.4	17	40	.1	.6	2	8		.1
KBUA-FM																				
SP '02	11	143	.1	.3	1	30		.1	3	20		.1					5	21		.2
4-Book	12	139	.1	.3	7	93		.4	8	30	.1	.5	18	41	.1	.6	6	19		.3
KBUE-FM																				
SP '02	104	1090	.6	2.8	78	694	.5	4.0	96	198	.6	4.7	120	336	.7	3.6	92	227	.6	3.9
4-Book	94	926	.6	2.7	62	603	.4	3.4	79	185	.5	4.2	106	315	.6	3.4	79	207	.5	3.7
KCBS-FM																				
SP '02	69	1148	.4	1.9	22	521	.1	1.1	19	103	.1	.9	38	187	.2	1.2	31	129	.2	1.3
4-Book	51	954	.3	1.4	19	535	.1	1.1	15	84	.1	.8	28	151	.2	.9	26	143	.2	1.2
KDIS-AM																				
SP '02	8	371		.2	10	215	.1	.5	12	64	.1	.6	20	43	.1	.6	11	24	.1	.5
4-Book	**	**	**	**	**	**	**	**	**	**	**	**	**	**	**	**	**	**	**	**
KFI -AM																				
SP '02	42	497	.3	1.1	8	145		.4	16	73	.1	.8	10	68	.1	.3	5	14		.2
4-Book	36	541	.2	1.0	9	160	.1	.5	16	50	.1	.9	16	73	.1	.5	5	26		.2
KFSH-FM																				
SP '02	28	326	.2	.8	22	231	.1	1.1	19	58	.1	.9	37	147	.2	1.1	17	60	.1	.7
4-Book	26	373	.2	.8	17	249	.1	1.0	15	64	.1	.8	24	96	.2	.8	22	68	.1	1.0
KFWB-AM																				
SP '02	13	410	.1	.4	3	129		.2	4	38		.2	2	27		.1	13	50	.1	.5
4-Book	13	424	.1	.4	3	138		.2	5	33		.3	5	39		.2	7	38	.1	.3
+KHHT-FM																				
SP '02	174	1808	1.1	4.7	80	1168	.5	4.1	62	232	.4	3.1	118	457	.7	3.6	126	384	.8	5.3
4-Book	172	1817	1.1	4.9	93	1198	.6	5.1	80	272	.5	4.3	132	472	.8	4.3	111	342	.7	5.1
KHJ -AM																				
SP '02	26	250	.2	.7	12	77	.1	.6	15	23	.1	.7	18	34	.1	.5	14	33	.1	.6
4-Book	13	154	.1	.4	7	78		.4	10	21	.1	.6	11	28	.1	.4	8	22		.4
KIIS-FM																				
SP '02	218	4179	1.4	5.9	139	2372	.9	7.2	128	490	.8	6.3	198	1000	1.2	6.0	197	758	1.2	8.3
4-Book	229	3997	1.5	6.6	139	2435	.9	7.7	125	519	.8	6.7	220	971	1.4	7.2	163	629	1.0	7.5
KVVS-FM																				
SP '02	14	210	.1	.4	10	130	.1	.5	7	25		.3	18	60	.1	.5	19	48	.1	.8
4-Book	8	119	.1	.3	5	76		.3	4	22		.2	13	36	.1	.4	11	26	.1	.5
KJLH-FM																				
SP '02	37	619	.2	1.0	47	552	.3	2.4	13	46	.1	.6	22	67	.1	.7	45	149	.3	1.9
4-Book	39	563	.2	1.1	41	496	.3	2.3	21	55	.1	1.1	45	123	.3	1.5	32	115	.2	1.5
KKBT-FM																				
SP '02	186	2483	1.2	5.1	90	1610	.6	4.7	87	353	.5	4.3	194	794	1.2	5.9	140	496	.9	5.9
4-Book	217	2600	1.4	6.3	103	1564	.7	5.7	93	318	.6	5.0	180	662	1.1	5.9	156	516	1.0	7.3
KKLA-FM																				
SP '02	8	168		.2	4	74		.2	2	14		.1					10	17	.1	.4
4-Book	6	136		.2	3	48		.2	2	10		.1	2	13		.1	4	11		.2

** Station(s) not reported this survey.

* Listener estimates adjusted for reported broadcast schedule.

+ Station(s) changed call letters - see Page 13.

4-Book: Avg. of current and previous 3 surveys.
2-Book: Avg. of most recent 2 surveys.

Target Listener Estimates - Women 18-34

Target Listener Estimates

Women 18-34																					
Monday-Friday 6AM-7PM				Weekend 6AM-MID				Saturday 6AM-10AM				Saturday 10AM-3PM				Saturday 3PM-7PM					
AQH (00)	Cume (00)	AQH Rtg	AQH Shr	AQH (00)	Cume (00)	AQH Rtg	AQH Shr	AQH (00)	Cume (00)	AQH Rtg	AQH Shr	AQH (00)	Cume (00)	AQH Rtg	AQH Shr	AQH (00)	Cume (00)	AQH Rtg	AQH Shr		
KLAC-AM																					
SP '02	5	126	.1	3	90	.2										5	12	.2			
4-Book	4	98	.1	2	49	.1		2	3	.1		2	10	.1		3	9	.1			
KLAX-FM																					
SP '02	136	1443	.8	3.7	105	986	.7	5.4	105	267	.7	5.2	158	427	1.0	4.8	86	259	.5	3.6	
4-Book	114	1332	.7	3.3	84	843	.5	4.6	85	236	.6	4.5	136	388	.9	4.4	92	251	.6	4.2	
KLOS-FM																					
SP '02	35	981	.2	1.0	22	450	.1	1.1	6	50	.3		37	190	.2	1.1	31	113	.2	1.3	
4-Book	39	881	.2	1.1	19	439	.1	1.1	14	64	.1	.8	44	191	.3	1.5	30	140	.2	1.4	
KLSX-FM																					
SP '02	75	600	.5	2.0	11	201	.1	.6	2	15	.1		4	15	.1		17	70	.1	.7	
4-Book	69	747	.5	2.0	7	194	.4		4	23	.2		4	26	.1		10	41	.1	.4	
KLTX-AM																					
SP '02	24	141	.1	.7	20	120	.1	1.0	18	33	.1	.9	38	77	.2	1.2	30	56	.2	1.3	
4-Book	30	145	.2	.9	18	108	.1	1.0	25	51	.2	1.4	28	64	.2	.9	20	44	.1	.9	
KLVE-FM																					
SP '02	200	2011	1.2	5.4	92	1133	.6	4.8	138	433	.9	6.8	193	477	1.2	5.9	113	287	.7	4.8	
4-Book	186	1931	1.2	5.3	109	1225	.7	6.1	137	372	.9	7.3	184	441	1.2	6.0	109	298	.7	5.1	
KLYY-FM																					
SP '02	63	1047	.4	1.7	32	601	.2	1.7	59	188	.4	2.9	47	163	.3	1.4	40	140	.2	1.7	
4-Book	69	1047	.5	2.0	43	629	.3	2.4	42	141	.3	2.2	89	275	.6	2.9	57	175	.3	2.6	
KMXN-FM																					
SP '02	40	319	.2	1.1	8	147	.4		6	29	.3		19	55	.1	.6	5	15	.2		
4-Book	**	**	**	**	**	**	**	**	**	**	**	**	**	**	**	**	**	**	**	**	**
KMZT-FM																					
SP '02	10	362	.1	.3	7	181	.4		1	14			17	78	.1	.5	12	38	.1	.5	
4-Book	21	334	.2	.6	7	165	.4		7	26	.4		10	50	.1	.3	13	44	.1	.6	
KNX -AM																					
SP '02	16	293	.1	.4	6	112	.3		12	43	.1	.6	25	55	.2	.8	8	24	.3		
4-Book	12	287	.1	.3	4	132	.3		5	25	.3		9	37	.1	.3	5	24	.2		
KOST-FM																					
SP '02	142	1895	.9	3.9	70	1211	.4	3.6	70	234	.4	3.4	81	303	.5	2.5	63	271	.4	2.7	
4-Book	168	1975	1.1	4.9	75	1173	.5	4.2	63	211	.4	3.3	114	346	.7	3.8	91	270	.6	4.2	
KPLS-AM																					
SP '02	**	**	**	**	**	**	**	**	**	**	**	**	**	**	**	**	**	**	**	**	**
4-Book	**	**	**	**	**	**	**	**	**	**	**	**	**	**	**	**	**	**	**	**	**
KPWR-FM																					
SP '02	245	3634	1.5	6.7	139	2305	.9	7.2	107	424	.7	5.3	242	1113	1.5	7.3	164	700	1.0	6.9	
4-Book	208	3431	1.3	5.9	124	2069	.8	6.8	98	378	.6	5.2	218	900	1.4	7.1	170	641	1.1	7.8	
KRCD-FM																					
SP '02	27	320	.2	.7	10	131	.1	.5	12	34	.1	.6	19	74	.1	.6	10	51	.1	.4	
4-Book	18	221	.1	.5	8	104	.1	.4	11	29	.1	.6	15	45	.1	.5	8	35	.1	.4	
KRCV-FM																					
SP '02	19	179	.1	.5	8	86	.4		21	54	.1	1.0					3	12	.1		
4-Book	20	208	.1	.6	8	108	.1	.5	13	39	.1	.7	13	39	.1	.5	5	19	.2		
KRLA-AM																					
SP '02	3	60	.1			14							2	14	.1						
4-Book	4	63	.2		1	9	.1		1	3	.1		1	4				3			
+KRLH-AM																					
SP '02	**	**	**	**	**	**	**	**	**	**	**	**	**	**	**	**	**	**	**	**	**
4-Book	**	**	**	**	**	**	**	**	**	**	**	**	**	**	**	**	**	**	**	**	**

** Station(s) not reported this survey.

* Listener estimates adjusted for reported broadcast schedule.

+ Station(s) changed call letters - see Page 13.

4-Book: Avg. of current and previous 3 surveys.
2-Book: Avg. of most recent 2 surveys.

Target Listener Estimates

Women 18-34

Target Listener Estimates - Women 18-34

	Monday-Friday 6AM-7PM				Weekend 6AM-MID				Saturday 6AM-10AM				Saturday 10AM-3PM				Saturday 3PM-7PM			
	AQH (00)	Cume (00)	AQH Rtg	AQH Shr	AQH (00)	Cume (00)	AQH Rtg	AQH Shr	AQH (00)	Cume (00)	AQH Rtg	AQH Shr	AQH (00)	Cume (00)	AQH Rtg	AQH Shr	AQH (00)	Cume (00)	AQH Rtg	AQH Shr
KROQ-FM																				
SP '02	233	3373	1.4	6.3	124	1978	.8	6.4	56	357	.3	2.8	218	944	1.4	6.6	199	748	1.2	8.4
4-Book	229	3056	1.4	6.6	109	1891	.7	6.0	74	353	.5	4.0	185	836	1.2	6.0	156	664	1.0	7.1
KRTH-FM																				
SP '02	61	1128	.4	1.7	34	611	.2	1.8	16	96	.1	.8	61	270	.4	1.9	42	144	.3	1.8
4-Book	50	1042	.3	1.5	32	563	.2	1.8	23	90	.2	1.2	59	222	.4	1.9	36	126	.3	1.6
KSCA-FM																				
SP '02	205	1416	1.3	5.6	87	711	.5	4.5	262	409	1.6	12.9	163	412	1.0	4.9	76	165	.5	3.2
4-Book	192	1400	1.2	5.5	78	774	.5	4.3	252	450	1.6	13.5	130	383	.8	4.3	57	146	.4	2.7
KSPN-AM																				
SP '02	3	53	.1	.1	2	42	.1	.1					11	31	.1	.3	1	11	.1	.1
4-Book	**	**	**	**	**	**	**	**	**	**	**	**	**	**	**	**	**	**	**	**
KSSC-FM																				
SP '02	16	258	.1	.4	13	191	.1	.7	12	31	.1	.6	31	101	.2	.9	12	32	.1	.5
4-Book	14	237	.1	.4	12	179	.1	.7	6	24	.1	.3	21	73	.1	.7	22	54	.1	1.0
KSSE-FM																				
SP '02	94	1057	.6	2.6	54	606	.3	2.8	53	130	.3	2.6	98	264	.6	3.0	70	220	.4	3.0
4-Book	97	1185	.6	2.8	55	689	.4	3.1	65	166	.4	3.5	98	319	.6	3.2	60	202	.4	2.8
KTNQ-AM																				
SP '02	12	136	.1	.3	11	84	.1	.6	18	31	.1	.9	11	11	.1	.3	14	22	.1	.6
4-Book	10	127	.1	.3	8	63	.1	.4	13	25	.1	.7	12	22	.1	.4	6	16	.1	.3
KTWV-FM																				
SP '02	58	581	.4	1.6	38	425	.2	2.0	38	125	.2	1.9	99	205	.6	3.0	66	121	.4	2.8
4-Book	48	564	.3	1.4	27	374	.2	1.5	26	105	.2	1.4	54	143	.4	1.7	33	102	.2	1.5
KWIZ-FM																				
SP '02	71	565	.4	1.9	47	405	.3	2.4	36	99	.2	1.8	111	255	.7	3.4	48	151	.3	2.0
4-Book	44	429	.3	1.3	34	325	.2	1.9	33	83	.2	1.8	64	163	.4	2.1	50	128	.3	2.3
KWKV-AM																				
SP '02	21	110	.1	.6	4	57	.1	.2	20	34	.1	1.0	2	10	.1	.1				
4-Book	16	101	.1	.5	4	38	.1	.2	12	23	.1	.6	4	12	.1	.2				
KWVE-FM																				
SP '02	8	226	.1	.2	6	158	.1	.3	8	30	.1	.4	10	43	.1	.3	4	26	.1	.2
4-Book	11	206	.1	.3	6	112	.1	.3	4	18	.1	.2	5	20	.1	.2	4	12	.1	.2
KXOL-FM																				
SP '02	173	1299	1.1	4.7	89	789	.6	4.6	99	254	.6	4.9	147	341	.9	4.5	65	213	.4	2.7
4-Book	132	1170	.8	3.8	78	764	.5	4.3	80	209	.5	4.2	148	354	.9	4.9	72	217	.5	3.3
KXTA-AM																				
SP '02	4	98	.1	.1	3	58	.1	.2					8	17	.1	.2				
4-Book	2	51	.1	.1	1	27	.1	.1					2	4	.1	.1	1	6	.1	.1
KYSR-FM																				
SP '02	187	2880	1.2	5.1	73	1561	.5	3.8	66	334	.4	3.2	136	533	.8	4.1	107	459	.7	4.5
4-Book	202	2974	1.3	5.8	72	1615	.5	4.0	59	281	.4	3.1	136	626	.8	4.4	99	459	.6	4.6
KZLA-FM																				
SP '02	90	1111	.6	2.4	31	626	.2	1.6	30	136	.2	1.5	72	337	.4	2.2	47	200	.3	2.0
4-Book	78	1018	.5	2.2	34	609	.2	1.9	32	140	.2	1.7	73	298	.5	2.4	45	226	.3	2.1
KGGL-FM																				
SP '02	18	607	.1	.5	19	422	.1	1.0	9	71	.1	.4	21	151	.1	.6	24	109	.1	1.0
4-Book	**	**	**	**	**	**	**	**	**	**	**	**	**	**	**	**	**	**	**	**
XTRA-AM																				
SP '02		31																		
4-Book	2	32	.1			10				1										
TOTALS																				
SP '02	3683	15397	22.9		1935	12570	12.0		2032	5334	12.6		3293	8147	20.4		2367	6230	14.7	
4-Book	3492	15194	22.0		1813	12517	11.4		1880	5094	11.8		3069	7941	19.3		2173	5876	13.7	

** Station(s) not reported this survey.

* Listener estimates adjusted for reported broadcast schedule.

+ Station(s) changed call letters - see Page 13.

4-Book: Avg. of current and previous 3 surveys.
2-Book: Avg. of most recent 2 surveys.

Target Listener Estimates

Women 18-34																				
Saturday 7PM-MID				Sunday 6AM-10AM				Sunday 10AM-3PM				Sunday 3PM-7PM				Sunday 7PM-MID				
AQH (00)	Cume (00)	AQH Rtg	AQH Shr	AQH (00)	Cume (00)	AQH Rtg	AQH Shr	AQH (00)	Cume (00)	AQH Rtg	AQH Shr	AQH (00)	Cume (00)	AQH Rtg	AQH Shr	AQH (00)	Cume (00)	AQH Rtg	AQH Shr	
KABC-AM																				
SP '02								4	29	.2		4	29	.3						
4-Book				2	10	.1		4	17	.2		5	25	.4			4			
KBIG-FM																				
SP '02	36	144	.2	2.4	24	116	.1	2.1	64	224	.4	2.7	50	205	.3	3.2	15	123	.1	1.4
4-Book	53	191	.3	3.8	32	130	.2	2.9	54	208	.4	2.5	43	163	.3	2.7	24	134	.1	2.4
KBLA-AM																				
SP '02					7	14	.6		5	25	.2									
4-Book	5	12	.3		11	27	.1	1.0	15	40	.1	.7	7	14	.1	.4	3	9		.3
KBUA-FM																				
SP '02					3	10	.3		2	10	.1									
4-Book	1	6	.1		4	14	.4		9	26	.1	.4	6	20	.4		2	15		.2
KBUE-FM																				
SP '02	49	184	.3	3.2	45	135	.3	3.9	114	251	.7	4.9	50	162	.3	3.2	51	120	.3	4.8
4-Book	42	133	.3	2.9	39	104	.3	3.6	74	188	.5	3.4	48	125	.3	3.0	33	93	.2	3.2
KCBS-FM																				
SP '02	2	22	.1		5	49	.4		35	230	.2	1.5	23	105	.1	1.5	19	108	.1	1.8
4-Book	10	67	.1	.8	8	59	.1	.7	26	159	.2	1.2	24	125	.2	1.6	12	81	.1	1.2
KDIS-AM																				
SP '02	3	22	.2					14	51	.1	.6	22	59	.1	1.4					
4-Book	**	**	**	**	**	**	**	**	**	**	**	**	**	**	**	**	**	**	**	**
KFI -AM																				
SP '02	11	28	.1	.7	4	15	.3		6	44	.3						10	29	.1	.9
4-Book	6	23	.4		8	20	.1	.7	8	38	.1	.4	6	24	.4		5	17		.5
KFSH-FM																				
SP '02	7	55	.5		31	114	.2	2.7	28	116	.2	1.2	21	53	.1	1.3	15	73	.1	1.4
4-Book	8	43	.1	.5	20	108	.2	1.8	25	125	.2	1.2	16	57	.1	1.0	10	47	.1	1.0
KFWB-AM																				
SP '02	1	11	.1					5	29	.2		3	15	.2						
4-Book	1	6	.1		3	14	.3		4	32	.2		2	14	.1		1	6		.1
+KHHT-FM																				
SP '02	77	342	.5	5.1	36	153	.2	3.1	65	255	.4	2.8	44	163	.3	2.8	100	223	.6	9.5
4-Book	96	331	.6	6.8	41	147	.3	3.7	74	299	.5	3.5	76	270	.5	4.8	121	295	.8	12.0
KHJ -AM																				
SP '02	2	11	.1		17	23	.1	1.5	24	55	.1	1.0	8	22	.5					
4-Book	5	18	.3		7	14	.6		9	28	.1	.4	3	9	.2		2	12		.2
KIIS-FM																				
SP '02	135	597	.8	8.9	119	425	.7	10.2	178	783	1.1	7.6	116	461	.7	7.3	45	222	.3	4.3
4-Book	101	478	.6	7.0	96	392	.6	8.6	190	816	1.2	8.9	135	539	.9	8.5	77	336	.5	7.7
KVVS-FM																				
SP '02	12	23	.1	.8				5	21	.2		7	13	.4			12	23	.1	1.1
4-Book	3	6	.2		1	8	.1		5	25	.2		2	7	.1		4	12		.4
KJLH-FM																				
SP '02	30	126	.2	2.0	58	179	.4	5.0	110	249	.7	4.7	68	106	.4	4.3	32	104	.2	3.0
4-Book	21	82	.1	1.5	51	157	.3	4.6	78	222	.5	3.6	61	121	.4	3.8	21	65	.1	2.1
KKBT-FM																				
SP '02	71	304	.4	4.7	31	149	.2	2.7	67	311	.4	2.9	63	269	.4	4.0	64	309	.4	6.0
4-Book	107	418	.7	7.5	43	154	.3	3.8	81	326	.5	3.8	80	315	.5	5.1	76	285	.5	7.5
KKLA-FM																				
SP '02	4	14	.3					2	15	.1							15	45	.1	1.4
4-Book	5	10	.4		1	4	.1		3	14	.1		1	3			5	14		.5

** Station(s) not reported this survey.

* Listener estimates adjusted for reported broadcast schedule.

+ Station(s) changed call letters - see Page 13.

4-Book: Avg. of current and previous 3 surveys.
2-Book: Avg. of most recent 2 surveys.

Target Listener Estimates

Women 18-34

Target Listener Estimates - Women 18-34

	Saturday 7PM-MID				Sunday 6AM-10AM				Sunday 10AM-3PM				Sunday 3PM-7PM				Sunday 7PM-MID			
	AQH (00)	Cume (00)	AQH Rtg	AQH Shr	AQH (00)	Cume (00)	AQH Rtg	AQH Shr	AQH (00)	Cume (00)	AQH Rtg	AQH Shr	AQH (00)	Cume (00)	AQH Rtg	AQH Shr	AQH (00)	Cume (00)	AQH Rtg	AQH Shr
KLAC-AM																				
SP '02	2	17	.1										20	61	.1	1.3	4	18		.4
4-Book	1	11	.1						3				6	21	.4		2	10		.2
KLAX-FM																				
SP '02	81	204	.5	5.3	85	209	.5	7.3	164	382	1.0	7.0	104	262	.6	6.6	47	171	.3	4.4
4-Book	74	203	.5	5.3	59	168	.4	5.2	118	317	.7	5.4	68	182	.4	4.3	31	114	.2	3.1
KLOS-FM																				
SP '02	38	101	.2	2.5	8	44	.7		24	146	.1	1.0	12	60	.1	.8	16	69	.1	1.5
4-Book	20	86	.1	1.4	6	33	.5		18	95	.1	.8	13	64	.1	.8	8	49	.1	.8
KLSX-FM																				
SP '02	3	32	.2		29	110	.2	2.5	31	73	.2	1.3								
4-Book	2	21	.2		12	48	.1	1.0	20	65	.1	.9	4	16		.3	2	12		.2
KLTX-AM																				
SP '02	13	23	.1	.9	10	54	.1	.9	25	86	.2	1.1	21	55	.1	1.3	1	11		.1
4-Book	8	20	.1	.6	21	54	.2	1.9	21	60	.1	1.0	13	34	.1	.8	6	22		.6
KLVE-FM																				
SP '02	84	245	.5	5.5	36	117	.2	3.1	84	318	.5	3.6	46	152	.3	2.9	35	110	.2	3.3
4-Book	99	290	.6	7.0	70	226	.5	6.4	134	389	.9	6.3	89	239	.6	5.7	45	157	.3	4.5
KLYY-FM																				
SP '02	35	129	.2	2.3	27	92	.2	2.3	31	166	.2	1.3	16	74	.1	1.0	7	32		.7
4-Book	39	159	.3	2.8	20	76	.1	1.8	47	188	.3	2.2	25	100	.2	1.6	16	70	.1	1.6
KMXN-FM																				
SP '02	6	25	.4		4	15	.3		6	29	.3		11	34	.1	.7	8	50		.8
4-Book	**	**	**	**	**	**	**	**	**	**	**	**	**	**	**	**	**	**	**	**
KMZT-FM																				
SP '02	8	40	.5		1	10	.1		6	26	.3		7	25		.4				
4-Book	4	17	.3		5	18	.4		6	34	.3		8	31	.1	.5	4	23		.4
KNX -AM																				
SP '02									5	30	.2						1	14		.1
4-Book	3	19	.2		2	10	.2		6	34	.3		1	7		.1	3	22		.3
KOST-FM																				
SP '02	88	345	.5	5.8	42	186	.3	3.6	90	339	.6	3.8	37	171	.2	2.3	77	260	.5	7.3
4-Book	83	285	.5	5.9	39	159	.3	3.5	76	287	.5	3.5	54	197	.4	3.5	70	257	.5	7.0
KPLS-AM																				
SP '02	**	**	**	**	**	**	**	**	**	**	**	**	**	**	**	**	**	**	**	**
4-Book	**	**	**	**	**	**	**	**	**	**	**	**	**	**	**	**	**	**	**	**
KPWR-FM																				
SP '02	145	626	.9	9.5	56	264	.3	4.8	175	584	1.1	7.5	115	387	.7	7.3	84	319	.5	7.9
4-Book	128	559	.8	9.1	58	229	.4	5.2	139	586	.9	6.4	100	419	.6	6.3	65	284	.4	6.4
KRCD-FM																				
SP '02	6	23	.4		6	22	.5		14	63	.1	.6	10	47	.1	.6	4	11		.4
4-Book	5	26	.3		4	12	.4		11	37	.1	.5	5	23		.3	4	17		.4
KRCV-FM																				
SP '02	16	33	.1	1.1	3	12	.3		16	45	.1	.7					5	12		.5
4-Book	7	20	.5		7	23	.6		11	36	.1	.5	7	24		.4	4	17		.4
KRLA-AM																				
SP '02					2	6	.2		1	3										
4-Book																				
+KRLH-AM																				
SP '02	**	**	**	**	**	**	**	**	**	**	**	**	**	**	**	**	**	**	**	**
4-Book	**	**	**	**	**	**	**	**	**	**	**	**	**	**	**	**	**	**	**	**

** Station(s) not reported this survey.

* Listener estimates adjusted for reported broadcast schedule.

+ Station(s) changed call letters - see Page 13.

4-Book: Avg. of current and previous 3 surveys.
2-Book: Avg. of most recent 2 surveys.

Target Listener Estimates

Women 18-34																				
Saturday 7PM-MID				Sunday 6AM-10AM				Sunday 10AM-3PM				Sunday 3PM-7PM				Sunday 7PM-MID				
AQH (00)	Cume (00)	AQH Rtg	AQH Shr	AQH (00)	Cume (00)	AQH Rtg	AQH Shr	AQH (00)	Cume (00)	AQH Rtg	AQH Shr	AQH (00)	Cume (00)	AQH Rtg	AQH Shr	AQH (00)	Cume (00)	AQH Rtg	AQH Shr	
KROQ-FM																				
SP '02	108	471	.7	7.1	65	263	.4	5.6	110	538	.7	4.7	144	566	.9	9.1	87	363	.5	8.2
4-Book	94	430	.6	6.5	50	232	.3	4.6	126	588	.8	5.9	117	496	.7	7.4	66	319	.4	6.5
KRTH-FM																				
SP '02	15	26	.1	1.0	18	74	.1	1.6	45	149	.3	1.9	36	137	.2	2.3	37	95	.2	3.5
4-Book	17	57	.1	1.3	13	69	.1	1.1	51	179	.3	2.3	37	130	.2	2.4	16	63	.1	1.6
KSCA-FM																				
SP '02	19	76	.1	1.2	79	173	.5	6.8	60	204	.4	2.6	58	111	.4	3.7	5	42		.5
4-Book	25	88	.2	1.8	71	156	.5	6.4	58	175	.4	2.7	41	100	.3	2.6	13	50	.1	1.3
KSPN-AM																				
SP '02	**	**	**	**	**	**	**	**	**	**	**	**	**	**	**	**	**	**	**	**
4-Book	**	**	**	**	**	**	**	**	**	**	**	**	**	**	**	**	**	**	**	**
KSSC-FM																				
SP '02	8	52		.5					27	95	.2	1.2	6	22		.4	2	12		.2
4-Book	8	32		.6	4	20		.4	20	78	.2	.9	8	32	.1	.5	3	14		.3
KSSE-FM																				
SP '02	41	148	.3	2.7	23	68	.1	2.0	79	203	.5	3.4	43	119	.3	2.7	22	67	.1	2.1
4-Book	42	155	.3	3.0	32	91	.2	2.9	68	234	.4	3.2	45	145	.3	2.8	29	104	.2	2.9
KTNQ-AM																				
SP '02	6	23		.4					15	21	.1	.6	13	21	.1	.8	8	22		.8
4-Book	4	16		.3	3	8		.3	9	19	.1	.4	9	25	.1	.6	3	11		.3
KTWV-FM																				
SP '02	30	68	.2	2.0	6	35		.5	20	99	.1	.9	36	95	.2	2.3	9	60	.1	.9
4-Book	25	78	.2	1.8	13	49	.1	1.2	28	91	.2	1.3	23	59	.1	1.5	14	58	.1	1.4
KWIZ-FM																				
SP '02	25	78	.2	1.6	16	57	.1	1.4	67	143	.4	2.9	43	89	.3	2.7	22	76	.1	2.1
4-Book	25	73	.2	1.8	10	32	.1	.9	51	106	.3	2.4	25	64	.2	1.6	13	37	.1	1.3
KWKW-AM																				
SP '02					4	5		.4	7	23		.3	1	11		.1				.1
4-Book									5	9		.2	4	9		.2				
KWVE-FM																				
SP '02					13	57	.1	1.1	7	43		.3	1	15		.1	4	29		.4
4-Book	4	7		.3	10	45	.1	.9	9	39	.1	.4	5	18		.3	5	24		.5
KXOL-FM																				
SP '02	49	152	.3	3.2	62	176	.4	5.3	156	337	1.0	6.7	76	210	.5	4.8	45	137	.3	4.3
4-Book	34	112	.2	2.4	56	166	.4	5.0	121	314	.8	5.6	67	190	.4	4.2	38	115	.2	3.8
KXTA-AM																				
SP '02	5	31		.3					2	17		.1	6	27		.4				.1
4-Book	2	11		.1					1	4			3	16		.2				
KYSR-FM																				
SP '02	51	275	.3	3.3	21	134	.1	1.8	85	425	.5	3.6	81	353	.5	5.1	30	188	.2	2.8
4-Book	48	277	.3	3.4	32	165	.2	2.9	81	461	.5	3.8	76	362	.5	4.8	38	229	.3	3.8
KZLA-FM																				
SP '02	14	89	.1	.9	19	84	.1	1.6	41	193	.3	1.7	18	69	.1	1.1	5	54		.5
4-Book	12	86	.1	.9	19	94	.1	1.7	45	196	.3	2.1	32	127	.2	2.0	10	59	.1	1.0
GGI-FM																				
SP '02	27	90	.2	1.8	6	49		.5	22	79	.1	.9	20	77	.1	1.3	22	45	.1	2.1
4-Book	**	**	**	**	**	**	**	**	**	**	**	**	**	**	**	**	**	**	**	**
XTRA-AM																				
SP '02									1											
4-Book		4							1	6										
TOTALS																				
SP '02	1523	4548	9.5		1161	3489	7.2		2345	6216	14.6		1582	4210	9.8		1058	3267	6.6	
4-Book	1419	4411	9.0		1113	3455	7.0		2154	6092	13.6		1582	4441	10.0		1008	3263	6.4	

** Station(s) not reported this survey.

* Listener estimates adjusted for reported broadcast schedule.

+ Station(s) changed call letters - see Page 13.

4-Book: Avg. of current and previous 3 surveys.
2-Book: Avg. of most recent 2 surveys.

Target Listener Trends

Women 18-49

	Monday-Sunday 6AM-MID				Monday-Friday 6AM-10AM				Monday-Friday 10AM-3PM				Monday-Friday 3PM-7PM				Monday-Friday 7PM-MID			
	AQH (00)	Cume (00)	AQH Rtg	AQH Shr	AQH (00)	Cume (00)	AQH Rtg	AQH Shr	AQH (00)	Cume (00)	AQH Rtg	AQH Shr	AQH (00)	Cume (00)	AQH Rtg	AQH Shr	AQH (00)	Cume (00)	AQH Rtg	AQH Shr
KABC-AM																				
SP '02	21	617	.1	.4	30	202	.1	.4	22	254	.1	.3	40	356	.1	.7	20	240	.1	.9
WI '02	28	720	.1	.6	28	278	.1	.4	35	291	.1	.5	57	399	.2	1.0	13	196	.1	.6
FA '01	30	806	.1	.6	37	295	.1	.5	38	397	.1	.6	68	496	.2	1.2	9	243	.1	.4
SU '01	28	619	.1	.5	34	219	.1	.5	41	274	.1	.5	48	364	.2	.8	16	194	.1	.7
4-Book	27	691	.1	.5	32	249	.1	.5	34	304	.1	.5	53	404	.2	.9	15	218	.1	.7
SP '01	26	673	.1	.5	33	262	.1	.5	35	214	.1	.5	58	459	.2	.9	9	129	.1	.4
KBIG-FM																				
SP '02	197	4269	.6	3.9	237	2024	.8	3.1	377	2271	1.2	5.1	268	2457	.9	4.4	64	1095	.2	2.9
WI '02	214	4167	.7	4.5	293	1954	1.0	4.2	410	2066	1.4	5.9	308	2081	1.0	5.2	60	849	.2	2.9
FA '01	183	3919	.6	3.8	205	1771	.7	2.8	337	1938	1.1	5.0	278	2154	.9	4.8	57	1087	.2	2.7
SU '01	223	4238	.7	4.4	277	2058	.9	3.9	437	2397	1.4	5.8	298	2285	1.0	4.9	54	940	.2	2.2
4-Book	204	4148	.7	4.2	253	1952	.9	3.5	390	2168	1.3	5.5	288	2244	1.0	4.8	59	993	.2	2.7
SP '01	177	4194	.6	3.5	238	1936	.8	3.3	325	2146	1.1	4.4	216	2110	.7	3.5	47	872	.2	2.1
KBLA-AM																				
SP '02	34	519	.1	.7	47	163	.2	.6	93	278	.3	1.3	19	145	.1	.3	6	71	.1	.3
WI '02	29	441	.1	.6	37	147	.1	.5	64	278	.2	.9	17	89	.1	.3	14	99	.1	.7
FA '01	37	416	.1	.8	62	227	.2	.9	87	318	.3	1.3	27	224	.1	.5	8	59	.1	.4
SU '01	37	506	.1	.7	35	189	.1	.5	64	360	.2	.8	47	233	.2	.8	26	112	.1	1.1
4-Book	34	471	.1	.7	45	182	.2	.6	77	309	.3	1.1	28	173	.1	.5	14	85	.1	.6
SP '01	32	492	.1	.6	35	241	.1	.5	78	340	.3	1.1	39	258	.1	.6	8	77	.1	.3
KBUA-FM																				
SP '02	18	296	.1	.4	32	186	.1	.4	29	166	.1	.4	19	109	.1	.3	8	81	.1	.4
WI '02	8	254	.1	.2	17	127	.1	.2	11	93	.1	.2	7	58	.1	.1	4	36	.1	.2
FA '01	12	280	.1	.2	24	131	.1	.3	9	121	.1	.1	20	195	.1	.3	6	66	.1	.3
SU '01	24	410	.1	.5	18	169	.1	.3	47	199	.2	.6	27	192	.1	.4	9	103	.1	.4
4-Book	16	310	.1	.3	23	153	.1	.3	24	145	.1	.3	18	139	.1	.3	7	72	.1	.3
SP '01	33	515	.1	.6	33	221	.1	.5	52	300	.2	.7	37	280	.1	.6	17	154	.1	.7
KBUE-FM																				
SP '02	119	1828	.4	2.3	158	782	.5	2.1	155	955	.5	2.1	138	1056	.5	2.3	69	658	.2	3.1
WI '02	91	1520	.3	1.9	114	790	.4	1.6	143	887	.5	2.1	107	756	.4	1.8	33	419	.1	1.6
FA '01	117	1513	.4	2.4	170	730	.6	2.3	140	835	.5	2.1	154	853	.5	2.7	52	368	.2	2.4
SU '01	107	1638	.3	2.1	107	736	.3	1.5	136	943	.4	1.8	116	896	.4	1.9	75	691	.2	3.0
4-Book	109	1625	.4	2.2	137	760	.5	1.9	144	905	.5	2.0	129	890	.5	2.2	57	534	.2	2.5
SP '01	102	1582	.3	2.0	94	818	.3	1.3	164	1021	.5	2.2	117	910	.4	1.9	55	557	.2	2.4
KCBS-FM																				
SP '02	137	3248	.5	2.7	190	1424	.6	2.5	231	1633	.8	3.2	201	2020	.7	3.3	32	790	.1	1.5
WI '02	72	2546	.2	1.5	98	1197	.3	1.4	103	1231	.3	1.5	115	1425	.4	1.9	23	616	.1	1.1
FA '01	88	2715	.3	1.8	116	1062	.4	1.6	134	1287	.4	2.0	114	1415	.4	2.0	30	548	.1	1.4
SU '01	97	2874	.3	1.9	96	1170	.3	1.3	159	1471	.5	2.1	140	1518	.5	2.3	41	637	.1	1.7
4-Book	99	2846	.3	2.0	125	1213	.4	1.7	157	1406	.5	2.2	143	1595	.5	2.4	32	648	.1	1.4
SP '01	131	3112	.4	2.6	164	1510	.5	2.3	217	1718	.7	3.0	193	2034	.6	3.1	44	827	.1	1.9
KDIS-AM																				
SP '02	24	1218	.1	.5	40	546	.1	.5	16	441	.1	.2	40	561	.1	.7	5	164	.1	.2
WI '02	19	900	.1	.4	36	464	.1	.5	14	297	.1	.2	29	393	.1	.5	6	99	.1	.3
FA '01	22	1057	.1	.5	27	395	.1	.4	17	388	.1	.3	40	617	.1	.7	3	75	.1	.1
SU '01	**	**	**	**	**	**	**	**	**	**	**	**	**	**	**	**	**	**	**	**
4-Book	**	**	**	**	**	**	**	**	**	**	**	**	**	**	**	**	**	**	**	**
SP '01	28	1103	.1	.6	47	443	.2	.6	28	420	.1	.4	41	529	.1	.7	13	181	.1	.6
KFI -AM																				
SP '02	104	1808	.3	2.1	172	919	.6	2.3	225	1180	.7	3.1	134	943	.4	2.2	21	289	.1	1.0
WI '02	115	2202	.4	2.4	154	1093	.5	2.2	230	1415	.8	3.3	145	1118	.5	2.5	34	411	.1	1.6
FA '01	94	2012	.3	2.0	143	1051	.5	2.0	197	1340	.7	2.9	105	1036	.3	1.8	30	392	.1	1.4
SU '01	80	1667	.3	1.6	104	750	.3	1.5	141	938	.5	1.9	118	761	.4	1.9	38	374	.1	1.5
4-Book	98	1922	.3	2.0	143	953	.5	2.0	198	1218	.7	2.8	126	965	.4	2.1	31	367	.1	1.4
SP '01	110	1824	.4	2.2	131	897	.4	1.8	284	1263	.9	3.9	100	840	.3	1.6	25	309	.1	1.1

Target Listener Trends - Women 18-49

** Station(s) not reported this survey.

* Listener estimates adjusted for reported broadcast schedule.

+ Station(s) changed call letters - see Page 13.

4-Book: Avg. of current and previous 3 surveys.
2-Book: Avg. of most recent 2 surveys.

Target Listener Trends

Women 18-49

	Monday-Sunday 6AM-MID				Monday-Friday 6AM-10AM				Monday-Friday 10AM-3PM				Monday-Friday 3PM-7PM				Monday-Friday 7PM-MID			
	AQH (00)	Cume (00)	AQH Rtg	AQH Shr	AQH (00)	Cume (00)	AQH Rtg	AQH Shr	AQH (00)	Cume (00)	AQH Rtg	AQH Shr	AQH (00)	Cume (00)	AQH Rtg	AQH Shr	AQH (00)	Cume (00)	AQH Rtg	AQH Shr
KFSH-FM																				
SP '02	47	907	.2	.9	66	571	.2	.9	51	513	.2	.7	75	580	.2	1.2	16	253	.1	.7
WI '02	59	1047	.2	1.2	79	694	.3	1.1	83	585	.3	1.2	80	596	.3	1.4	24	308	.1	1.2
FA '01	49	880	.2	1.0	74	582	.2	1.0	67	611	.2	1.0	54	602	.2	.9	16	345	.1	.7
SU '01	54	1073	.2	1.1	68	599	.2	.9	89	615	.3	1.2	70	634	.2	1.1	24	393	.1	1.0
4-Book	52	977	.2	1.1	72	612	.2	1.0	73	581	.3	1.0	70	603	.2	1.2	20	325	.1	.9
SP '01	54	978	.2	1.1	49	560	.2	.7	60	565	.2	.8	88	661	.3	1.4	22	369	.1	1.0
KFWB-AM																				
SP '02	28	1280	.1	.6	77	846	.3	1.0	17	414	.1	.2	44	634	.1	.7	6	168		.3
WI '02	28	1479	.1	.6	76	901	.3	1.1	15	423	.1	.2	43	670	.1	.7	10	213		.5
FA '01	39	1632	.1	.8	106	1136	.4	1.5	32	682	.1	.5	54	861	.2	.9	11	332		.5
SU '01	36	1614	.1	.7	89	1021	.3	1.2	33	599	.1	.4	57	896	.2	.9	10	287		.4
4-Book	33	1501	.1	.7	87	976	.3	1.2	24	530	.1	.3	50	765	.2	.8	9	250		.4
SP '01	36	1656	.1	.7	94	888	.3	1.3	30	596	.1	.4	48	864	.2	.8	11	245		.5
+KHHT-FM																				
SP '02	199	3630	.7	3.9	230	1621	.8	3.0	327	1938	1.1	4.5	243	2001	.8	4.0	107	1278	.4	4.9
WI '02	242	3782	.8	5.1	292	2013	1.0	4.1	376	1913	1.2	5.4	297	2236	1.0	5.0	138	1258	.5	6.7
FA '01	226	3559	.8	4.7	253	1587	.8	3.5	341	1853	1.1	5.0	273	1959	.9	4.7	136	1352	.5	6.3
SU '01	215	3759	.7	4.2	247	1729	.8	3.4	331	1976	1.1	4.4	243	2066	.8	4.0	149	1309	.5	6.1
4-Book	221	3683	.8	4.5	256	1738	.9	3.5	344	1920	1.1	4.8	264	2066	.9	4.4	133	1299	.5	6.0
SP '01	193	3249	.6	3.8	229	1583	.7	3.2	239	1568	.8	3.3	206	1837	.7	3.3	148	1150	.5	6.5
KHJ -AM																				
SP '02	40	526	.1	.8	50	260	.2	.7	70	302	.2	1.0	46	278	.2	.8	12	101		.5
WI '02	20	427	.1	.4	21	144	.1	.3	38	208	.1	.5	22	188	.1	.4	14	121		.7
FA '01	17	460	.1	.4	18	169	.1	.2	14	166		.2	19	149	.1	.3	17	142	.1	.8
SU '01	23	493	.1	.5	46	220	.1	.6	28	282	.1	.4	14	157	.2	.2	6	102		.2
4-Book	25	477	.1	.5	34	198	.1	.5	38	240	.1	.5	25	193	.1	.4	12	117		.6
SP '01	20	457	.1	.4	43	235	.1	.6	22	227	.1	.3	18	134	.1	.3	6	65		.3
KIIS-FM																				
SP '02	255	7086	.8	5.0	371	3535	1.2	4.9	320	3438	1.1	4.4	323	3813	1.1	5.3	123	1817	.4	5.6
WI '02	264	7214	.9	5.5	381	3885	1.3	5.4	311	3281	1.0	4.5	365	3857	1.2	6.2	115	2081	.4	5.6
FA '01	269	6502	.9	5.6	384	3146	1.3	5.3	328	3274	1.1	4.8	351	3653	1.2	6.1	132	2088	.4	6.1
SU '01	295	7255	1.0	5.8	371	3586	1.2	5.2	417	3824	1.4	5.5	406	4219	1.3	6.6	165	2157	.5	6.7
4-Book	271	7007	.9	5.5	377	3538	1.3	5.2	344	3454	1.2	4.8	361	3886	1.2	6.1	134	2036	.4	6.0
SP '01	281	6657	.9	5.5	419	3564	1.4	5.8	343	2903	1.1	4.7	368	3397	1.2	5.9	128	1885	.4	5.6
KVVS-FM																				
SP '02	20	383	.1	.4	31	246	.1	.4	23	244	.1	.3	25	216	.1	.4	15	64		.7
WI '02	11	270	.2		19	177	.1	.3	11	143		.2	10	141		.2	7	58		.3
FA '01	8	170	.2		6	105		.1	14	104		.2	12	84		.2	2	51		.1
SU '01	2	92			1	34			3	71			4	45		.1	1	16		
4-Book	10	229	.2		14	141	.1	.2	13	141	.2		13	122	.2		6	47		.3
SP '01	11	191	.2		14	156	.2		11	119	.2		16	97	.1	.3	5	55		.2
KJLH-FM																				
SP '02	97	1652	.3	1.9	109	720	.4	1.4	108	663	.4	1.5	105	835	.3	1.7	38	517	.1	1.7
WI '02	76	1558	.3	1.6	79	631	.3	1.1	76	621	.3	1.1	81	739	.3	1.4	51	477	.2	2.5
FA '01	86	1570	.3	1.8	67	546	.2	.9	97	755	.3	1.4	115	820	.4	2.0	45	455	.1	2.1
SU '01	122	1756	.4	2.4	125	618	.4	1.7	159	831	.5	2.1	149	857	.5	2.4	69	686	.2	2.8
4-Book	95	1634	.3	1.9	95	629	.3	1.3	110	718	.4	1.5	113	813	.4	1.9	51	534	.2	2.3
SP '01	134	1777	.4	2.6	127	780	.4	1.8	188	854	.6	2.6	168	864	.5	2.7	69	630	.2	3.0
KKBT-FM																				
SP '02	228	4210	.8	4.5	559	2524	1.8	7.3	246	2217	.8	3.4	230	2486	.8	3.8	92	1341	.3	4.2
WI '02	216	3984	.7	4.5	432	2194	1.4	6.1	264	1911	.9	3.8	255	2186	.8	4.3	91	1177	.3	4.4
FA '01	240	4210	.8	5.0	551	2694	1.8	7.6	228	2130	.8	3.4	246	2195	.8	4.2	121	1409	.4	5.6
SU '01	252	4180	.8	4.9	511	2344	1.7	7.1	303	2328	1.0	4.0	255	2280	.8	4.2	135	1585	.4	5.5
4-Book	234	4146	.8	4.7	513	2439	1.7	7.0	260	2147	.9	3.7	247	2287	.8	4.1	110	1378	.4	4.9
SP '01	217	4146	.7	4.3	451	2425	1.5	6.2	234	2010	.8	3.2	251	2143	.8	4.0	105	1336	.3	4.6

** Station(s) not reported this survey.

* Listener estimates adjusted for reported broadcast schedule.

+ Station(s) changed call letters - see Page 13.

4-Book: Avg. of current and previous 3 surveys.
2-Book: Avg. of most recent 2 surveys.

Target Listener Trends

Women 18-49

Target Listener Trends - Women 18-49

	Monday-Sunday 6AM-MID				Monday-Friday 6AM-10AM				Monday-Friday 10AM-3PM				Monday-Friday 3PM-7PM				Monday-Friday 7PM-MID			
	AQH (00)	Cume (00)	AQH Rtg	AQH Shr	AQH (00)	Cume (00)	AQH Rtg	AQH Shr	AQH (00)	Cume (00)	AQH Rtg	AQH Shr	AQH (00)	Cume (00)	AQH Rtg	AQH Shr	AQH (00)	Cume (00)	AQH Rtg	AQH Shr
KKLA-FM																				
SP '02	24	601	.1	.5	52	428	.2	.7	29	241	.1	.4	34	319	.1	.6	9	63		.4
WI '02	19	443	.1	.4	44	252	.1	.6	33	229	.1	.5	14	91		.2	2	44		.1
FA '01	27	617	.1	.6	55	429	.2	.8	38	363	.1	.6	37	335	.1	.6	10	133		.5
SU '01	23	489	.1	.5	31	232	.1	.4	47	241	.2	.6	24	193	.1	.4	9	152		.4
4-Book	23	538	.1	.5	46	335	.2	.6	37	269	.1	.5	27	235	.1	.5	8	98		.4
SP '01	17	630	.1	.3	39	392	.1	.5	20	317	.1	.3	28	324	.1	.4	2	53		.1
KLAC-AM																				
SP '02	20	813	.1	.4	20	144	.1	.3	32	272	.1	.4	27	286	.1	.4	13	232		.6
WI '02	12	265	.3		16	91	.1	.2	21	108	.1	.3	13	136	.2		10	96		.5
FA '01	8	382	.2		12	121	.2		15	167	.2		10	174	.2		6	73		.3
SU '01	9	427	.2		6	138	.1		12	133	.2		19	147	.1	.3	6	119		.2
4-Book	12	472	.3		14	124	.1	.2	20	170	.1	.3	17	186	.1	.3	9	130		.4
SP '01	20	629	.1	.4	26	172	.1	.4	28	154	.1	.4	26	223	.1	.4	15	180		.7
KLAX-FM																				
SP '02	147	2424	.5	2.9	164	1091	.5	2.1	220	1367	.7	3.0	160	1300	.5	2.6	70	614	.2	3.2
WI '02	145	2452	.5	3.0	166	1065	.5	2.4	208	1367	.7	3.0	158	1288	.5	2.7	55	591	.2	2.7
FA '01	136	2236	.5	2.8	144	905	.5	2.0	212	1236	.7	3.1	143	1019	.5	2.5	62	594	.2	2.9
SU '01	148	2567	.5	2.9	155	1211	.5	2.2	229	1576	.7	3.0	175	1290	.6	2.9	87	793	.3	3.5
4-Book	144	2420	.5	2.9	157	1068	.5	2.2	217	1387	.7	3.0	159	1224	.5	2.7	69	648	.2	3.1
SP '01	157	2427	.5	3.1	171	1190	.6	2.4	230	1514	.7	3.1	190	1430	.6	3.1	69	704	.2	3.0
KLOS-FM																				
SP '02	86	2575	.3	1.7	174	1142	.6	2.3	89	1042	.3	1.2	99	1151	.3	1.6	39	573	.1	1.8
WI '02	60	2088	.2	1.3	126	956	.4	1.8	59	787	.2	.9	83	900	.3	1.4	15	403		.7
FA '01	101	2681	.3	2.1	229	1218	.8	3.2	102	999	.3	1.5	134	1407	.4	2.3	43	794	.1	2.0
SU '01	77	2466	.2	1.5	155	1021	.5	2.2	99	954	.3	1.3	89	1100	.3	1.5	22	426	.1	.9
4-Book	81	2453	.3	1.7	171	1084	.6	2.4	87	946	.3	1.2	101	1140	.3	1.7	30	549	.1	1.4
SP '01	94	2603	.3	1.9	165	1076	.5	2.3	73	975	.2	1.0	122	1403	.4	2.0	39	658	.1	1.7
KLXS-FM																				
SP '02	74	1452	.2	1.5	178	779	.6	2.3	114	686	.4	1.6	89	587	.3	1.5	13	218		.6
WI '02	76	1676	.3	1.6	155	940	.5	2.2	118	702	.4	1.7	124	839	.4	2.1	15	298		.7
FA '01	81	1795	.3	1.7	218	994	.7	3.0	125	730	.4	1.8	79	703	.3	1.4	9	264		.4
SU '01	85	1859	.3	1.7	218	1044	.7	3.0	139	803	.5	1.8	95	808	.3	1.5	16	290	.1	.7
4-Book	79	1696	.3	1.6	192	939	.6	2.6	124	730	.4	1.7	97	734	.3	1.6	13	268		.6
SP '01	83	1843	.3	1.6	241	1068	.8	3.3	111	706	.4	1.5	75	560	.2	1.2	13	252		.6
KLTX-AM																				
SP '02	52	380	.2	1.0	85	256	.3	1.1	74	276	.2	1.0	52	218	.2	.9	14	169		.6
WI '02	73	386	.2	1.5	110	310	.4	1.6	111	265	.4	1.6	74	236	.2	1.3	42	158	.1	2.0
FA '01	35	283	.1	.7	46	208	.2	.6	62	185	.2	.9	40	207	.1	.7	12	122		.6
SU '01	33	232	.1	.6	48	142	.2	.7	34	113	.1	.4	35	165	.1	.6	23	131	.1	.9
4-Book	48	320	.2	1.0	72	229	.3	1.0	70	210	.2	1.0	50	207	.2	.9	23	145	.1	1.0
SP '01	43	318	.1	.8	60	262	.2	.8	61	223	.2	.8	37	202	.1	.6	37	220	.1	1.6
KLVE-FM																				
SP '02	271	4169	.9	5.3	459	2325	1.5	6.0	429	2314	1.4	5.9	266	1937	.9	4.4	121	1221	.4	5.5
WI '02	239	3928	.8	5.0	387	2186	1.3	5.5	344	1968	1.1	5.0	231	1789	.8	3.9	119	1139	.4	5.8
FA '01	268	4253	.9	5.6	388	2226	1.3	5.4	394	2346	1.3	5.8	250	1944	.8	4.3	129	1213	.4	6.0
SU '01	259	3967	.8	5.1	354	1784	1.1	4.9	394	2334	1.3	5.2	246	1680	.8	4.0	129	1093	.4	5.2
4-Book	259	4079	.9	5.3	397	2130	1.3	5.5	390	2241	1.3	5.5	248	1838	.8	4.2	125	1167	.4	5.6
SP '01	310	4515	1.0	6.1	453	2244	1.5	6.3	449	2583	1.5	6.1	353	2346	1.1	5.7	145	1404	.5	6.3
KLYY-FM																				
SP '02	70	1812	.2	1.4	85	740	.3	1.1	102	1047	.3	1.4	94	1026	.3	1.6	32	508	.1	1.5
WI '02	89	1854	.3	1.9	104	823	.3	1.5	140	1037	.5	2.0	113	944	.4	1.9	36	509	.1	1.7
FA '01	83	1727	.3	1.7	107	722	.4	1.5	111	1007	.4	1.6	101	919	.3	1.7	43	494	.1	2.0
SU '01	77	1894	.2	1.5	87	747	.3	1.2	115	1112	.4	1.5	92	966	.3	1.5	33	543	.1	1.3
4-Book	80	1822	.3	1.6	96	758	.3	1.3	117	1051	.4	1.6	100	964	.3	1.7	36	514	.1	1.6
SP '01	88	1952	.3	1.7	117	915	.4	1.6	121	1004	.4	1.7	119	1004	.4	1.9	30	455	.1	1.3

** Station(s) not reported this survey.

* Listener estimates adjusted for reported broadcast schedule.

+ Station(s) changed call letters - see Page 13.

4-Book: Avg. of current and previous 3 surveys.
2-Book: Avg. of most recent 2 surveys.

Target Listener Trends

Women 18-49																				
Monday-Sunday 6AM-MID				Monday-Friday 6AM-10AM				Monday-Friday 10AM-3PM				Monday-Friday 3PM-7PM				Monday-Friday 7PM-MID				
AQH (00)	Cume (00)	AQH Rtg	AQH Shr	AQH (00)	Cume (00)	AQH Rtg	AQH Shr	AQH (00)	Cume (00)	AQH Rtg	AQH Shr	AQH (00)	Cume (00)	AQH Rtg	AQH Shr	AQH (00)	Cume (00)	AQH Rtg	AQH Shr	
KMXN-FM																				
SP '02	34	586	.1	.7	38	303	.1	.5	68	318	.2	.9	39	349	.1	.6	18	143	.1	.8
WI '02	**	**	**	**	**	**	**	**	**	**	**	**	**	**	**	**	**	**	**	**
FA '01	**	**	**	**	**	**	**	**	**	**	**	**	**	**	**	**	**	**	**	**
SU '01	**	**	**	**	**	**	**	**	**	**	**	**	**	**	**	**	**	**	**	**
4-Book	**	**	**	**	**	**	**	**	**	**	**	**	**	**	**	**	**	**	**	**
SP '01	30	562	.1	.6	43	313	.1	.6	60	266	.2	.8	53	379	.2	.9	5	112		.2
KMZT-FM																				
SP '02	39	1100	.1	.8	34	371	.1	.4	71	489	.2	1.0	56	489	.2	.9	11	177		.5
WI '02	59	1305	.2	1.2	50	537	.2	.7	130	680	.4	1.9	96	721	.3	1.6	22	338	.1	1.1
FA '01	38	1146	.1	.8	28	351	.1	.4	43	453	.1	.6	51	511	.2	.9	31	340	.1	1.4
SU '01	45	943	.1	.9	50	476	.2	.7	75	342	.2	1.0	67	437	.2	1.1	21	371	.1	.9
4-Book	45	1124	.1	.9	41	434	.2	.6	80	491	.2	1.1	68	540	.2	1.1	21	307	.1	1.0
SP '01	36	1215	.1	.7	36	460	.1	.5	48	546	.2	.7	52	584	.2	.8	22	364	.1	1.0
KNX -AM																				
SP '02	40	1331	.1	.8	79	723	.3	1.0	47	498	.2	.6	53	718	.2	.9	17	310	.1	.8
WI '02	32	1346	.1	.7	74	771	.2	1.0	30	563	.1	.4	34	588	.1	.6	25	315	.1	1.2
FA '01	38	1505	.1	.8	73	774	.2	1.0	34	507	.1	.5	57	769	.2	1.0	23	249	.1	1.1
SU '01	45	1496	.1	.9	97	875	.3	1.4	43	647	.1	.6	57	657	.2	.9	34	320	.1	1.4
4-Book	39	1420	.1	.8	81	786	.3	1.1	39	554	.1	.5	50	683	.2	.9	25	299	.1	1.1
SP '01	29	1105	.1	.6	59	582	.2	.8	26	466	.1	.4	46	520	.1	.7	18	256	.1	.8
KOST-FM																				
SP '02	236	4720	.8	4.7	294	2290	1.0	3.8	377	2132	1.2	5.1	284	2346	.9	4.7	138	1472	.5	6.3
WI '02	275	5084	.9	5.7	306	2372	1.0	4.3	455	2261	1.5	6.6	361	2638	1.2	6.1	162	1794	.5	7.8
FA '01	298	5035	1.0	6.2	320	2260	1.1	4.4	502	2616	1.7	7.4	372	2628	1.2	6.4	164	1802	.5	7.6
SU '01	263	4726	.9	5.2	294	2102	1.0	4.1	455	2407	1.5	6.0	341	2559	1.1	5.6	170	1630	.6	6.9
4-Book	268	4891	.9	5.5	304	2256	1.0	4.2	447	2354	1.5	6.3	340	2543	1.1	5.7	159	1675	.5	7.2
SP '01	225	4798	.7	4.4	259	2277	.8	3.6	340	2179	1.1	4.6	293	2571	.9	4.7	131	1596	.4	5.7
KPLS-AM																				
SP '02	3	94		.1	2	41		.1	7	43		.1	4	38		.1	2	26		.1
WI '02	**	**	**	**	**	**	**	**	**	**	**	**	**	**	**	**	**	**	**	**
FA '01	**	**	**	**	**	**	**	**	**	**	**	**	**	**	**	**	**	**	**	**
SU '01	**	**	**	**	**	**	**	**	**	**	**	**	**	**	**	**	**	**	**	**
4-Book	**	**	**	**	**	**	**	**	**	**	**	**	**	**	**	**	**	**	**	**
SP '01	**	**	**	**	**	**	**	**	**	**	**	**	**	**	**	**	**	**	**	**
KPWR-FM																				
SP '02	214	4977	.7	4.2	323	2423	1.1	4.2	232	2347	.8	3.2	301	2930	1.0	5.0	106	1722	.3	4.8
WI '02	218	4864	.7	4.6	279	2185	.9	4.0	262	2393	.9	3.8	290	2869	1.0	4.9	144	1691	.5	7.0
FA '01	153	4502	.5	3.2	199	1831	.7	2.7	176	2447	.6	2.6	202	2474	.7	3.5	96	1599	.3	4.5
SU '01	188	4928	.6	3.7	246	2170	.8	3.4	232	2520	.8	3.1	239	2668	.8	3.9	125	1557	.4	5.1
4-Book	193	4818	.6	3.9	262	2152	.9	3.6	226	2427	.8	3.2	258	2735	.9	4.3	118	1642	.4	5.4
SP '01	217	5104	.7	4.3	286	2377	.9	4.0	256	2518	.8	3.5	318	3074	1.0	5.1	116	1521	.4	5.1
KRCD-FM																				
SP '02	61	803	.2	1.2	81	353	.3	1.1	93	474	.3	1.3	63	471	.2	1.0	28	233	.1	1.3
WI '02	29	568	.1	.6	38	241	.1	.5	34	241	.1	.5	35	318	.1	.6	22	186	.1	1.1
FA '01	27	462	.1	.6	31	186	.1	.4	38	259	.1	.6	44	246	.1	.8	9	109		.4
SU '01	35	483	.1	.7	24	155	.1	.3	74	322	.2	1.0	41	205	.1	.7	22	185	.1	.9
4-Book	38	579	.1	.8	44	234	.2	.6	60	324	.2	.9	46	310	.1	.8	20	178	.1	.9
SP '01	39	611	.1	.8	34	221	.1	.5	63	338	.2	.9	52	281	.2	.8	17	177	.1	.7
KRCV-FM																				
SP '02	43	564	.1	.8	53	243	.2	.7	58	326	.2	.8	49	261	.2	.8	21	163	.1	1.0
WI '02	46	603	.2	1.0	83	380	.3	1.2	76	384	.3	1.1	47	250	.2	.8	8	97		.4
FA '01	27	409	.1	.6	27	203	.1	.4	41	235	.1	.6	46	209	.2	.8	12	119		.6
SU '01	35	541	.1	.7	25	238	.1	.3	52	314	.2	.7	47	312	.2	.8	19	129	.1	.8
4-Book	38	529	.1	.8	47	266	.2	.7	57	315	.2	.8	47	258	.2	.8	15	127	.1	.7
SP '01	17	394	.1	.3	24	182	.1	.3	24	213	.1	.3	20	204	.1	.3	7	90		.3

** Station(s) not reported this survey.

* Listener estimates adjusted for reported broadcast schedule.

+ Station(s) changed call letters - see Page 13.

4-Book: Avg. of current and previous 3 surveys.
2-Book: Avg. of most recent 2 surveys.

Target Listener Trends

Women 18-49

Target Listener Trends - Women 18-49

	Monday-Sunday 6AM-MID				Monday-Friday 6AM-10AM				Monday-Friday 10AM-3PM				Monday-Friday 3PM-7PM				Monday-Friday 7PM-MID			
	AQH (00)	Cume (00)	AQH Rtg	AQH Shr	AQH (00)	Cume (00)	AQH Rtg	AQH Shr	AQH (00)	Cume (00)	AQH Rtg	AQH Shr	AQH (00)	Cume (00)	AQH Rtg	AQH Shr	AQH (00)	Cume (00)	AQH Rtg	AQH Shr
	KRLA-AM																			
SP '02	10	267	.2		11	119	.1		22	191	.1	.3	10	82		.2	3	34		.1
WI '02	15	329	.3		17	176	.1	.2	29	229	.1	.4	27	158	.1	.5	6	49		.3
FA '01	7	274	.1		10	135	.1		11	96		.2	12	90		.2				
SU '01	11	205	.2		23	126	.1	.3	21	145	.1	.3	13	59		.2	4	11		.2
4-Book	11	269	.2		15	139	.1	.2	21	165	.1	.3	16	97		.3	3	24		.2
SP '01	15	306	.3		24	186	.1	.3	23	176	.1	.3	15	125		.2	14	87		.6
+KRLH-AM																				
SP '02	**	**	**	**	**	**	**	**	**	**	**	**	**	**	**	**	**	**	**	**
WI '02	**	**	**	**	**	**	**	**	**	**	**	**	**	**	**	**	**	**	**	**
FA '01	**	**	**	**	**	**	**	**	**	**	**	**	**	**	**	**	**	**	**	**
SU '01	**	**	**	**	**	**	**	**	**	**	**	**	**	**	**	**	**	**	**	**
4-Book	**	**	**	**	**	**	**	**	**	**	**	**	**	**	**	**	**	**	**	**
SP '01	**	**	**	**	**	**	**	**	**	**	**	**	**	**	**	**	**	**	**	**
KROQ-FM																				
SP '02	225	4932	.7	4.4	344	2563	1.1	4.5	253	2585	.8	3.5	300	2886	1.0	4.9	139	1868	.5	6.3
WI '02	249	5049	.8	5.2	436	2786	1.4	6.2	292	2510	1.0	4.2	326	3043	1.1	5.5	117	1656	.4	5.7
FA '01	206	4275	.7	4.3	370	2361	1.2	5.1	235	2274	.8	3.5	235	2629	.8	4.1	124	1699	.4	5.8
SU '01	195	4373	.6	3.8	339	2188	1.1	4.7	228	2213	.7	3.0	235	2454	.8	3.8	113	1557	.4	4.6
4-Book	219	4657	.7	4.4	372	2475	1.2	5.1	252	2396	.8	3.6	274	2753	.9	4.6	123	1695	.4	5.6
SP '01	230	4484	.7	4.5	339	2531	1.1	4.7	305	2241	1.0	4.2	288	2564	.9	4.6	136	1586	.4	5.9
KRTH-FM																				
SP '02	132	3528	.4	2.6	154	1698	.5	2.0	211	1689	.7	2.9	158	1595	.5	2.6	56	829	.2	2.6
WI '02	126	3725	.4	2.6	154	1559	.5	2.2	207	1934	.7	3.0	177	1982	.6	3.0	45	1004	.1	2.2
FA '01	135	3590	.4	2.8	164	1500	.5	2.3	247	1706	.8	3.6	156	1472	.5	2.7	55	782	.2	2.6
SU '01	150	3752	.5	2.9	143	1519	.5	2.0	255	1879	.8	3.4	192	1890	.6	3.1	63	876	.2	2.6
4-Book	136	3649	.4	2.7	154	1569	.5	2.1	230	1802	.8	3.2	171	1735	.6	2.9	55	873	.2	2.5
SP '01	164	3967	.5	3.2	164	1596	.5	2.3	275	1892	.9	3.8	233	2024	.8	3.7	69	938	.2	3.0
KSCA-FM																				
SP '02	247	2756	.8	4.9	634	1864	2.1	8.3	317	1803	1.0	4.3	146	942	.5	2.4	60	629	.2	2.7
WI '02	239	2548	.8	5.0	596	1674	2.0	8.4	333	1564	1.1	4.8	149	1002	.5	2.5	64	614	.2	3.1
FA '01	226	2378	.8	4.7	599	1712	2.0	8.3	332	1539	1.1	4.9	110	742	.4	1.9	33	287	.1	1.5
SU '01	266	3083	.9	5.2	711	2162	2.3	9.9	330	1864	1.1	4.3	166	1191	.5	2.7	53	669	.2	2.2
4-Book	245	2691	.8	5.0	635	1853	2.1	8.7	328	1693	1.1	4.6	143	969	.5	2.4	53	550	.2	2.4
SP '01	299	3010	1.0	5.9	693	2102	2.2	9.6	444	1977	1.4	6.1	197	1202	.6	3.2	90	776	.3	3.9
KSPN-AM																				
SP '02	6	166	.1		1	37			4	40		.1	24	89	.1	.4	1	47		
WI '02	**	**	**	**	**	**	**	**	**	**	**	**	**	**	**	**	**	**	**	**
FA '01	**	**	**	**	**	**	**	**	**	**	**	**	**	**	**	**	**	**	**	**
SU '01	**	**	**	**	**	**	**	**	**	**	**	**	**	**	**	**	**	**	**	**
4-Book	**	**	**	**	**	**	**	**	**	**	**	**	**	**	**	**	**	**	**	**
SP '01	**	**	**	**	**	**	**	**	**	**	**	**	**	**	**	**	**	**	**	**
KSSC-FM																				
SP '02	18	426	.1	.4	24	228	.1	.3	24	224	.1	.3	17	208	.1	.3	11	94		.5
WI '02	14	349	.3		15	156		.2	15	145		.2	19	175	.1	.3	11	131		.5
FA '01	13	370	.3		20	164	.1	.3	15	148		.2	14	172		.2	5	95		.2
SU '01	12	478	.2		17	182	.1	.2	14	194		.2	13	176		.2	4	133		.2
4-Book	14	406	.3		19	183	.1	.3	17	178		.2	16	183	.1	.3	8	113		.4
SP '01	9	353	.2		12	150		.2	13	155		.2	11	150		.2	4	86		.2
KSSS-FM																				
SP '02	88	1716	.3	1.7	106	744	.3	1.4	139	900	.5	1.9	111	912	.4	1.8	35	334	.1	1.6
WI '02	77	1636	.3	1.6	120	911	.4	1.7	93	861	.3	1.3	101	858	.3	1.7	30	344	.1	1.5
FA '01	92	1867	.3	1.9	133	977	.4	1.8	143	984	.5	2.1	109	1004	.4	1.9	27	483	.1	1.3
SU '01	111	2050	.4	2.2	178	1070	.6	2.5	154	1113	.5	2.0	132	1068	.4	2.2	47	533	.2	1.9
4-Book	92	1817	.3	1.9	134	926	.4	1.9	132	965	.5	1.8	113	961	.4	1.9	35	424	.1	1.6
SP '01	85	1985	.3	1.7	105	912	.3	1.5	138	1089	.4	1.9	112	866	.4	1.8	20	456	.1	.9

** Station(s) not reported this survey.

* Listener estimates adjusted for reported broadcast schedule.

+ Station(s) changed call letters - see Page 13.

4-Book: Avg. of current and previous 3 surveys.
2-Book: Avg. of most recent 2 surveys.

Target Listener Trends

Women 18-49

	Monday-Sunday 6AM-MID				Monday-Friday 6AM-10AM				Monday-Friday 10AM-3PM				Monday-Friday 3PM-7PM				Monday-Friday 7PM-MID			
	AQH (00)	Cume (00)	AQH Rtg	AQH Shr	AQH (00)	Cume (00)	AQH Rtg	AQH Shr	AQH (00)	Cume (00)	AQH Rtg	AQH Shr	AQH (00)	Cume (00)	AQH Rtg	AQH Shr	AQH (00)	Cume (00)	AQH Rtg	AQH Shr
KTNQ-AM																				
SP '02	18	385	.1	.4	18	167	.1	.2	29	183	.1	.4	19	146	.1	.3	8	128		.4
WI '02	29	443	.1	.6	35	274	.1	.5	65	296	.2	.9	21	148	.1	.4	13	69		.6
FA '01	24	493	.1	.5	30	203	.1	.4	43	282	.1	.6	25	225	.1	.4	9	118		.4
SU '01	27	401	.1	.5	47	157	.2	.7	38	224	.1	.5	21	122	.1	.3	18	150	.1	.7
4-Book	25	431	.1	.5	33	200	.1	.5	44	246	.1	.6	22	160	.1	.4	12	116		.5
SP '01	33	473	.1	.6	27	169	.1	.4	48	174	.2	.7	42	143	.1	.7	20	141	.1	.9
KTWV-FM																				
SP '02	164	2470	.5	3.2	171	1196	.6	2.2	245	1140	.8	3.3	221	1265	.7	3.6	80	783	.3	3.6
WI '02	148	2606	.5	3.1	189	1238	.6	2.7	222	1200	.7	3.2	183	1350	.6	3.1	77	685	.3	3.7
FA '01	136	2183	.5	2.8	161	1118	.5	2.2	219	1112	.7	3.2	182	1232	.6	3.1	67	677	.2	3.1
SU '01	202	2803	.7	4.0	243	1318	.8	3.4	406	1635	1.3	5.3	255	1419	.8	4.2	63	866	.2	2.6
4-Book	163	2516	.6	3.3	191	1218	.6	2.6	273	1272	.9	3.8	210	1317	.7	3.5	72	753	.3	3.3
SP '01	178	2883	.6	3.5	208	1485	.7	2.9	285	1363	.9	3.9	230	1665	.7	3.7	81	842	.3	3.5
KWIZ-FM																				
SP '02	71	900	.2	1.4	64	435	.2	.8	98	523	.3	1.3	93	540	.3	1.5	36	336	.1	1.6
WI '02	43	844	.1	.9	36	301	.1	.5	50	402	.2	.7	51	312	.2	.9	34	248	.1	1.6
FA '01	53	657	.2	1.1	42	313	.1	.6	74	402	.2	1.1	60	348	.2	1.0	42	253	.1	2.0
SU '01	33	563	.1	.6	31	183	.1	.4	62	282	.2	.8	26	211	.1	.4	30	273	.1	1.2
4-Book	50	741	.2	1.0	43	308	.1	.6	71	402	.2	1.0	58	353	.2	1.0	36	278	.1	1.6
SP '01	21	439	.1	.4	11	125		.2	30	177	.1	.4	15	139		.2	25	113	.1	1.1
KWKW-AM																				
SP '02	25	332	.1	.5	39	102	.1	.5	69	198	.2	.9	10	92		.2	5	37		.2
WI '02	28	409	.1	.6	31	195	.1	.4	76	275	.3	1.1	22	179	.1	.4	3	49		.1
FA '01	34	355	.1	.7	59	262	.2	.8	55	198	.2	.8	37	190	.1	.6	15	73		.7
SU '01	30	286	.1	.6	53	161	.2	.7	48	158	.2	.6	27	154	.1	.4	15	63		.6
4-Book	29	346	.1	.6	46	180	.2	.6	62	207	.2	.9	24	154	.1	.4	10	56		.4
SP '01	29	435	.1	.6	41	173	.1	.6	65	286	.2	.9	26	157	.1	.4	13	92		.6
KWVE-FM																				
SP '02	29	789	.1	.6	53	478	.2	.7	42	196	.1	.6	40	316	.1	.7	8	124		.4
WI '02	26	629	.1	.5	43	345	.1	.6	41	244	.1	.6	36	309	.1	.6	8	99		.4
FA '01	20	712	.1	.4	35	394	.1	.5	14	196		.2	26	401	.1	.4	9	186		.4
SU '01	27	729	.1	.5	46	416	.1	.6	29	353	.1	.4	27	285	.1	.4	25	268	.1	1.0
4-Book	26	715	.1	.5	44	408	.1	.6	32	247	.1	.5	32	328	.1	.5	13	169		.6
SP '01	30	767	.1	.6	47	412	.2	.6	44	359	.1	.6	25	278	.1	.4	8	118		.3
KXDL-FM																				
SP '02	186	2424	.6	3.7	245	1312	.8	3.2	323	1594	1.1	4.4	195	1248	.6	3.2	80	603	.3	3.6
WI '02	127	1826	.4	2.7	144	791	.5	2.0	203	1147	.7	2.9	146	1037	.5	2.5	43	429	.1	2.1
FA '01	110	1853	.4	2.3	143	864	.5	2.0	166	1183	.6	2.4	125	987	.4	2.2	47	573	.2	2.2
SU '01	199	2631	.6	3.9	241	1398	.8	3.4	332	1726	1.1	4.4	226	1406	.7	3.7	75	832	.2	3.0
4-Book	156	2184	.5	3.2	193	1091	.7	2.7	256	1413	.9	3.5	173	1170	.6	2.9	61	609	.2	2.7
SP '01	78	1100	.3	1.5	77	558	.2	1.1	111	646	.4	1.5	99	699	.3	1.6	45	429	.1	2.0
KXTA-AM																				
SP '02	9	291		.2	2	61			10	124		.1	18	155	.1	.3	9	114		.4
WI '02	2	174			6	57		.1	2	36			1	22			1	27		
FA '01	3	132		.1	1	37			7	40		.1	5	38		.1	1	25		
SU '01	4	177		.1	2	56			2	44			8	76		.1	6	82		.2
4-Book	5	194		.1	3	53			5	61		.1	8	73		.1	4	62		.2
SP '01	3	219		.1	2	27			1	25			4	62		.1	3	74		.1
KYSR-FM																				
SP '02	194	4933	.6	3.8	350	2701	1.2	4.6	270	2459	.9	3.7	280	2835	.9	4.6	56	1085	.2	2.6
WI '02	203	5257	.7	4.2	340	2784	1.1	4.8	270	2508	.9	3.9	303	3020	1.0	5.1	63	1217	.2	3.1
FA '01	222	5224	.7	4.6	397	2671	1.3	5.5	304	2583	1.0	4.5	322	3106	1.1	5.6	62	1369	.2	2.9
SU '01	233	5490	.8	4.6	354	2523	1.1	4.9	356	2969	1.2	4.7	334	3340	1.1	5.4	77	1470	.2	3.1
4-Book	213	5226	.7	4.3	360	2670	1.2	5.0	300	2630	1.0	4.2	310	3075	1.0	5.2	65	1285	.2	2.9
SP '01	282	5625	.9	5.6	457	2809	1.5	6.3	393	2669	1.3	5.4	429	3412	1.4	6.9	106	1636	.3	4.6

** Station(s) not reported this survey.

* Listener estimates adjusted for reported broadcast schedule.

+ Station(s) changed call letters - see Page 13.

4-Book: Avg. of current and previous 3 surveys.
2-Book: Avg. of most recent 2 surveys.

Target Listener Trends

Women 18-49

	Monday-Sunday 6AM-MID				Monday-Friday 6AM-10AM				Monday-Friday 10AM-3PM				Monday-Friday 3PM-7PM				Monday-Friday 7PM-MID			
	AQH (00)	Cume (00)	AQH Rtg	AQH Shr	AQH (00)	Cume (00)	AQH Rtg	AQH Shr	AQH (00)	Cume (00)	AQH Rtg	AQH Shr	AQH (00)	Cume (00)	AQH Rtg	AQH Shr	AQH (00)	Cume (00)	AQH Rtg	AQH Shr
KZLA-FM																				
SP '02	140	2642	.5	2.8	220	1574	.7	2.9	196	1503	.6	2.7	191	1748	.6	3.1	48	797	.2	2.2
WI '02	103	2097	.3	2.2	155	1183	.5	2.2	144	1261	.5	2.1	149	1440	.5	2.5	27	605	.1	1.3
FA '01	131	2276	.4	2.7	163	1228	.5	2.2	188	1333	.6	2.8	204	1568	.7	3.5	55	886	.2	2.6
SU '01	137	2326	.4	2.7	167	1209	.5	2.3	199	1340	.6	2.6	196	1479	.6	3.2	47	646	.2	1.9
4-Book	128	2335	.4	2.6	176	1299	.6	2.4	182	1359	.6	2.6	185	1559	.6	3.1	44	734	.2	2.0
SP '01	139	2444	.5	2.7	178	1366	.6	2.5	215	1294	.7	2.9	165	1494	.5	2.6	56	791	.2	2.4
KGGI-FM																				
SP '02	28	984	.1	.6	18	301	.1	.2	31	433	.1	.4	39	548	.1	.6	19	316	.1	.9
WI '02	26	1156	.1	.5	35	401	.1	.5	27	403	.1	.4	25	517	.1	.4	16	293	.1	.8
FA '01	**	**	**	**	**	**	**	**	**	**	**	**	**	**	**	**	**	**	**	**
SU '01	24	1099	.1	.5	24	330	.1	.3	42	533	.1	.6	33	465	.1	.5	13	221	**	.5
4-Book	**	**	**	**	**	**	**	**	**	**	**	**	**	**	**	**	**	**	**	**
SP '01	**	**	**	**	**	**	**	**	**	**	**	**	**	**	**	**	**	**	**	**
XTRA-AM																				
SP '02	2	118			2	12			7	58		.1	4	48		.1	1	13		
WI '02	2	116			2	29			2	28			4	76		.1		26		
FA '01	3	200		.1	3	22			7	65		.1	3	76		.1	1	32		
SU '01	2	102			1	32			4	44		.1	7	61		.1				
4-Book	2	134			2	24			5	49		.1	5	65		.1	1	18		
SP '01	5	211		.1	4	28		.1	1	29			5	85		.1	1	27		
TOTALS																				
SP '02	5067	29321	16.7		7642	25974	25.2		7329	24392	24.2		6064	25399	20.0		2195	16390	7.2	
WI '02	4787	29207	15.8		7059	25823	23.3		6941	23560	22.9		5917	24918	19.5		2064	15555	6.8	
FA '01	4810	29137	16.0		7246	25480	24.1		6778	23944	22.6		5799	24497	19.3		2149	16289	7.2	
SU '01	5102	29659	16.5		7165	25548	23.2		7600	24864	24.6		6137	25157	19.9		2460	16968	8.0	
4-Book	4942	29331	16.3		7278	25706	24.0		7162	24190	23.6		5979	24993	19.7		2217	16301	7.3	
SP '01	5079	29893	16.5		7237	26244	23.4		7331	24146	23.7		6229	25491	20.2		2289	16492	7.4	

** Station(s) not reported this survey.

* Listener estimates adjusted for reported broadcast schedule.

+ Station(s) changed call letters - see Page 13.

4-Book: Avg. of current and previous 3 surveys.
2-Book: Avg. of most recent 2 surveys.

Target Listener Trends - Women 18-49

Target Listener Estimates

Women 18-49																				
Monday-Friday 6AM-7PM				Weekend 6AM-MID				Saturday 6AM-10AM				Saturday 10AM-3PM				Saturday 3PM-7PM				
AQH (00)	Cume (00)	AQH Rtg	AQH Shr	AQH (00)	Cume (00)	AQH Rtg	AQH Shr	AQH (00)	Cume (00)	AQH Rtg	AQH Shr	AQH (00)	Cume (00)	AQH Rtg	AQH Shr	AQH (00)	Cume (00)	AQH Rtg	AQH Shr	
KABC-AM																				
SP '02	30	512	.1	.4	7	155	.2	13	40	.3	6	28	.1	2	5					
4-Book	40	584	.1	.6	13	208	.4	26	71	.1	13	62	.2	18	46	.1	.5			
KBIG-FM																				
SP '02	300	3651	1.0	4.3	102	1666	.3	2.9	97	303	.3	2.4	201	662	.7	3.3	119	471	.4	2.8
4-Book	317	3458	1.0	4.6	102	1728	.3	3.0	101	348	.3	2.7	196	681	.6	3.4	123	492	.4	3.0
KBLA-AM																				
SP '02	56	423	.2	.8	14	165	.4	21	57	.1	.5	55	106	.2	.9	2	10			
4-Book	52	405	.2	.8	17	181	.1	.5	16	.4	.4	36	77	.1	.6	11	29			
KBUA-FM																				
SP '02	27	277	.1	.4	9	107	.3	24	65	.1	.6	16	45	.1	.3	17	44	.1	.4	
4-Book	22	248	.1	.4	11	152	.3	18	55	.1	.5	29	76	.1	.5	10	31	.1	.2	
KBUE-FM																				
SP '02	150	1550	.5	2.1	98	893	.3	2.8	113	247	.4	2.8	145	411	.5	2.4	117	290	.4	2.8
4-Book	137	1371	.5	2.0	94	862	.3	2.8	121	268	.4	3.2	151	412	.5	2.6	123	309	.4	3.0
KCBS-FM																				
SP '02	209	2814	.7	3.0	80	1395	.3	2.3	53	290	.2	1.3	137	577	.5	2.2	135	453	.4	3.2
4-Book	143	2374	.5	2.1	66	1387	.2	1.9	47	256	.2	1.2	126	525	.4	2.1	93	392	.3	2.3
KDIS-AM																				
SP '02	31	1003	.1	.4	24	505	.1	.7	28	119	.1	.7	49	151	.2	.8	32	109	.1	.8
4-Book	**	**	**	**	**	**	**	**	**	**	**	**	**	**	**	**	**	**	**	**
KFI -AM																				
SP '02	181	1704	.6	2.6	23	450	.1	.7	75	230	.2	1.9	37	161	.1	.6	18	66	.1	.4
4-Book	159	1766	.5	2.4	35	574	.1	1.1	78	241	.3	2.1	57	233	.2	1.0	27	90	.1	.7
KFSH-FM																				
SP '02	63	796	.2	.9	40	582	.1	1.1	64	182	.2	1.6	51	252	.2	.8	45	193	.1	1.1
4-Book	72	872	.2	1.1	41	600	.1	1.2	40	158	.1	1.1	61	253	.2	1.1	51	203	.2	1.3
KFWB-AM																				
SP '02	44	1167	.1	.6	14	462	.4	34	156	.1	.9	8	82	.1	.3	33	141	.1	.8	
4-Book	51	1375	.2	.7	16	485	.1	.5	30	141	.1	.8	19	105	.1	.3	24	119	.1	.6
+KHHT-FM																				
SP '02	271	3024	.9	3.9	132	1860	.4	3.8	112	385	.4	2.8	201	762	.7	3.3	190	575	.6	4.5
4-Book	292	3048	1.0	4.3	152	1905	.5	4.5	139	463	.5	3.7	233	790	.8	4.0	190	561	.6	4.7
KHJ -AM																				
SP '02	57	504	.2	.8	29	210	.1	.8	31	59	.1	.8	46	94	.2	.8	36	66	.1	.8
4-Book	33	390	.1	.5	20	216	.1	.6	30	82	.1	.8	36	81	.1	.6	26	59	.1	.6
KIIS-FM																				
SP '02	337	6200	1.1	4.8	198	3567	.7	5.7	186	748	.6	4.7	312	1498	1.0	5.1	286	1004	.9	6.7
4-Book	359	6082	1.2	5.3	206	3607	.7	6.1	190	804	.6	5.0	341	1486	1.1	5.8	252	948	.8	6.2
KVVS-FM																				
SP '02	26	358	.1	.4	12	174	.3	7	25	.2	22	94	.1	.4	19	48	.1	.4		
4-Book	13	205	.2	.2	8	122	.2	6	30	.2	18	56	.1	.3	12	34	.1	.3		
KJLH-FM																				
SP '02	108	1245	.4	1.5	119	1118	.4	3.4	65	179	.2	1.6	111	293	.4	1.8	128	330	.4	3.0
4-Book	106	1219	.4	1.6	106	1063	.4	3.1	70	192	.2	1.8	127	347	.4	2.2	98	281	.3	2.4
KKBT-FM																				
SP '02	337	3716	1.1	4.8	126	2155	.4	3.6	155	559	.5	3.9	271	1037	.9	4.4	173	643	.6	4.1
4-Book	334	3650	1.1	4.9	140	2092	.5	4.1	141	478	.5	3.7	259	892	.9	4.4	206	667	.7	5.1
KKLA-FM																				
SP '02	37	571	.1	.5	9	206	.3	7	31	.2	2	29	.1	.2	10	17	.2			
4-Book	36	484	.1	.5	10	164	.3	9	32	.2	10	45	.2	6	20					

** Station(s) not reported this survey.

* Listener estimates adjusted for reported broadcast schedule.

+ Station(s) changed call letters - see Page 13.

4-Book: Avg. of current and previous 3 surveys.
2-Book: Avg. of most recent 2 surveys.

Target Listener Estimates

Target Listener Estimates - Women 18-49

	Women 18-49																			
	Monday-Friday 6AM-7PM				Weekend 6AM-MID				Saturday 6AM-10AM				Saturday 10AM-3PM				Saturday 3PM-7PM			
	AQH (00)	Cume (00)	AQH Rtg	AQH Shr	AQH (00)	Cume (00)	AQH Rtg	AQH Shr	AQH (00)	Cume (00)	AQH Rtg	AQH Shr	AQH (00)	Cume (00)	AQH Rtg	AQH Shr	AQH (00)	Cume (00)	AQH Rtg	AQH Shr
KLAC-AM																				
SP '02	27	573	.1	.4	12	300		.3					7	43		.1	13	55		.3
4-Book	17	357	.1	.3	6	135		.2	3	10		.1	6	28		.1	7	26		.2
KLAX-FM																				
SP '02	184	2063	.6	2.6	134	1297	.4	3.8	136	367	.4	3.4	230	593	.8	3.8	104	317	.3	2.4
4-Book	181	2035	.6	2.7	130	1275	.4	3.8	133	369	.4	3.5	233	610	.8	4.0	141	376	.5	3.5
KLOS-FM																				
SP '02	118	2228	.4	1.7	60	1007	.2	1.7	28	158	.1	.7	113	387	.4	1.9	102	344	.3	2.4
4-Book	117	2031	.4	1.7	51	1024	.2	1.5	38	189	.1	1.0	106	402	.4	1.8	84	338	.3	2.1
KLSX-FM																				
SP '02	126	1157	.4	1.8	21	438	.1	.6	14	74		.4	5	25		.1	24	92	.1	.6
4-Book	137	1455	.5	2.0	21	460	.1	.6	12	60		.3	17	90	.1	.3	23	101	.1	.6
KLTX-AM																				
SP '02	71	346	.2	1.0	43	254	.1	1.2	65	130	.2	1.6	66	148	.2	1.1	53	127	.2	1.2
4-Book	65	303	.2	1.0	36	223	.1	1.1	57	124	.2	1.5	54	122	.2	1.0	39	87	.1	.9
KLVE-FM																				
SP '02	388	3618	1.3	5.5	162	1929	.5	4.6	248	755	.8	6.3	323	859	1.1	5.3	164	429	.5	3.9
4-Book	349	3433	1.2	5.1	192	2094	.6	5.6	252	704	.8	6.6	317	805	1.1	5.4	196	539	.7	4.9
KLYY-FM																				
SP '02	94	1576	.3	1.3	53	832	.2	1.5	70	225	.2	1.8	72	250	.2	1.2	63	222	.2	1.5
4-Book	106	1535	.4	1.5	64	892	.2	1.9	60	200	.2	1.6	115	365	.4	2.0	83	264	.3	2.0
KMXN-FM																				
SP '02	50	521	.2	.7	15	247		.4	11	43		.3	31	84	.1	.5	14	58		.3
4-Book	**	**	**	**	**	**	**	**	**	**	**	**	**	**	**	**	**	**	**	**
KMZT-FM																				
SP '02	55	850	.2	.8	30	435	.1	.9	23	81	.1	.6	80	241	.3	1.3	29	107	.1	.7
4-Book	64	852	.2	.9	29	492	.1	.8	31	128	.1	.8	53	208	.2	.9	33	115	.1	.8
KNX -AM																				
SP '02	58	1172	.2	.8	23	500	.1	.7	47	184	.2	1.2	68	192	.2	1.1	19	112	.1	.4
4-Book	55	1192	.2	.8	20	523	.1	.6	35	158	.2	.9	38	160	.1	.6	20	96	.1	.5
KOST-FM																				
SP '02	323	3698	1.1	4.6	147	2250	.5	4.2	148	523	.5	3.7	263	766	.9	4.3	152	530	.5	3.6
4-Book	370	3936	1.3	5.4	159	2278	.5	4.7	155	508	.5	4.1	255	787	.9	4.4	187	568	.6	4.6
KPLS-AM																				
SP '02	5	79		.1	2	41		.1												
4-Book	**	**	**	**	**	**	**	**	**	**	**	**	**	**	**	**	**	**	**	**
KPWR-FM																				
SP '02	281	4227	.9	4.0	167	2729	.6	4.8	147	552	.5	3.7	303	1313	1.0	5.0	197	844	.6	4.6
4-Book	247	4130	.8	3.6	149	2447	.5	4.4	127	465	.4	3.3	264	1061	.9	4.5	206	784	.7	5.1
KRCB-FM																				
SP '02	80	724	.3	1.1	49	389	.2	1.4	55	146	.2	1.4	79	211	.3	1.3	61	175	.2	1.4
4-Book	50	508	.2	.7	28	279	.1	.8	30	85	.1	.8	59	145	.2	1.0	37	107	.1	.9
KRCV-FM																				
SP '02	54	447	.2	.8	39	313	.1	1.1	46	125	.2	1.2	64	116	.2	1.0	44	118	.1	1.0
4-Book	51	448	.2	.8	30	279	.1	.9	35	82	.1	1.0	48	115	.2	.8	35	93	.1	.8
KRLA-AM																				
SP '02	15	231		.2	6	57		.2	3	12		.1	15	38		.2	5	24		.1
4-Book	18	236	.1	.3	4	56		.1	5	18		.2	4	13		.1	3	13		.1
+KRLH-AM																				
SP '02																				
4-Book	**	**	**	**	**	**	**	**	**	**	**	**	**	**	**	**	**	**	**	**

** Station(s) not reported this survey.

* Listener estimates adjusted for reported broadcast schedule.

+ Station(s) changed call letters - see Page 13.

4-Book: Avg. of current and previous 3 surveys.
2-Book: Avg. of most recent 2 surveys.

Target Listener Estimates

Women 18-49																				
Monday-Friday 6AM-7PM				Weekend 6AM-MID				Saturday 6AM-10AM				Saturday 10AM-3PM				Saturday 3PM-7PM				
AQH (00)	Cume (00)	AQH Rtg	AQH Shr	AQH (00)	Cume (00)	AQH Rtg	AQH Shr	AQH (00)	Cume (00)	AQH Rtg	AQH Shr	AQH (00)	Cume (00)	AQH Rtg	AQH Shr	AQH (00)	Cume (00)	AQH Rtg	AQH Shr	
KROQ-FM																				
SP '02	296	4327	1.0	4.2	156	2576	.5	4.5	93	541	.3	2.3	260	1193	.9	4.3	259	972	.9	6.1
4-Book	296	4089	1.0	4.4	146	2508	.5	4.3	109	518	.4	2.9	244	1102	.8	4.2	217	900	.7	5.3
KRTH-FM																				
SP '02	177	2841	.6	2.5	105	1654	.3	3.0	102	436	.3	2.6	218	766	.7	3.6	142	395	.5	3.3
4-Book	189	2944	.6	2.8	98	1637	.3	2.9	84	371	.3	2.2	193	685	.7	3.3	123	439	.4	3.0
KSCA-FM																				
SP '02	362	2439	1.2	5.1	169	1408	.6	4.8	518	872	1.7	13.1	283	774	.9	4.6	147	339	.5	3.5
4-Book	365	2399	1.2	5.4	160	1432	.6	4.7	520	891	1.7	13.7	249	737	.8	4.2	106	279	.4	2.6
KSPN-AM																				
SP '02	9	123		.1	3	84		.1					14	58		.2	2	23		
4-Book	**	**	**	**	**	**	**	**	**	**	**	**	**	**	**	**	**	**	**	**
KSSC-FM																				
SP '02	22	340	.1	.3	16	242	.1	.5	18	42	.1	.5	34	138	.1	.6	18	46	.1	.4
4-Book	17	319	.1	.2	14	225		.4	12	36	.1	.3	24	93	.1	.4	25	64	.1	.6
KSSE-FM																				
SP '02	120	1458	.4	1.7	66	807	.2	1.9	58	170	.2	1.5	123	341	.4	2.0	73	244	.2	1.7
4-Book	127	1566	.4	1.9	68	893	.2	2.0	80	215	.3	2.1	125	414	.4	2.2	75	244	.2	1.9
KTNO-AM																				
SP '02	23	288	.1	.3	15	167		.4	18	31	.1	.5	27	48	.1	.4	15	34		.4
4-Book	34	335	.1	.5	17	199	.1	.5	24	51	.1	.7	28	67	.1	.5	12	34		.3
KTVV-FM																				
SP '02	215	1957	.7	3.1	130	1404	.4	3.7	137	343	.5	3.5	264	652	.9	4.3	184	479	.6	4.3
4-Book	228	2063	.8	3.4	106	1299	.3	3.1	111	338	.4	2.9	200	546	.7	3.4	113	362	.4	2.8
KWIZ-FM																				
SP '02	86	757	.3	1.2	69	554	.2	2.0	47	159	.2	1.2	158	348	.5	2.6	64	192	.2	1.5
4-Book	58	585	.2	.9	45	422	.2	1.3	39	109	.1	1.1	88	208	.3	1.5	60	159	.2	1.5
KWKV-AM																				
SP '02	42	266	.1	.6	8	135		.2	32	58	.1	.8	16	71	.1	.3				
4-Book	46	299	.2	.7	14	149	.1	.4	35	72	.1	.9	23	72	.1	.4	8	30		.2
KWVE-FM																				
SP '02	45	702	.1	.6	15	347		.4	17	80	.1	.4	19	84	.1	.3	25	65	.1	.6
4-Book	36	607	.1	.5	17	312	.1	.5	13	74	.1	.3	19	80	.1	.4	17	58	.1	.4
KXOL-FM																				
SP '02	259	2169	.9	3.7	127	1264	.4	3.6	141	380	.5	3.6	227	564	.7	3.7	114	377	.4	2.7
4-Book	211	1940	.7	3.1	121	1195	.4	3.5	118	322	.4	3.1	230	561	.8	3.9	117	351	.4	2.9
KXTA-AM																				
SP '02	10	232		.1	7	144		.2	1	16			11	48		.2	11	44		.3
4-Book	6	134		.1	3	88		.1	1	8			5	21		.1	6	31		.2
KYSR-FM																				
SP '02	298	4455	1.0	4.2	103	2280	.3	2.9	95	528	.3	2.4	180	806	.6	2.9	148	701	.5	3.5
4-Book	322	4621	1.1	4.7	120	2487	.4	3.5	104	490	.3	2.8	221	994	.7	3.8	174	789	.6	4.3
KZLA-FM																				
SP '02	202	2478	.7	2.9	92	1410	.3	2.6	85	352	.3	2.1	169	700	.6	2.8	131	477	.4	3.1
4-Book	181	2126	.6	2.7	90	1328	.3	2.6	88	392	.3	2.3	172	630	.6	3.0	116	451	.4	2.9
KGGI-FM																				
SP '02	30	814	.1	.4	30	534	.1	.9	14	111		.4	42	206	.1	.7	46	170	.2	1.1
4-Book	**	**	**	**	**	**	**	**	**	**	**	**	**	**	**	**	**	**	**	**
XTRA-AM																				
SP '02	4	106		.1		15							1	15						
4-Book	4	96		.1	1	40			2	11		.1	1	7						
TOTALS																				
SP '02	7036	28957	23.2		3504	23690	11.6		3968	10629	13.1		6107	15152	20.1		4253	11366	14.0	
4-Book	6834	28919	22.5		3410	23738	11.2		3802	10313	12.5		5848	15052	19.2		4064	11006	13.4	

** Station(s) not reported this survey.

* Listener estimates adjusted for reported broadcast schedule.

+ Station(s) changed call letters - see Page 13.

4-Book: Avg. of current and previous 3 surveys.
2-Book: Avg. of most recent 2 surveys.

Target Listener Estimates

Women 18-49

Target Listener Estimates - Women 18-49

	Saturday 7PM-MID				Sunday 6AM-10AM				Sunday 10AM-3PM				Sunday 3PM-7PM				Sunday 7PM-MID				
	AQH (00)	Cume (00)	AQH Rtg	AQH Shr	AQH (00)	Cume (00)	AQH Rtg	AQH Shr	AQH (00)	Cume (00)	AQH Rtg	AQH Shr	AQH (00)	Cume (00)	AQH Rtg	AQH Shr	AQH (00)	Cume (00)	AQH Rtg	AQH Shr	
KABC-AM																					
SP '02					3	40		.1	4	29		.1	8	54		.3	15	29		.9	
4-Book	3	16		.2	11	39		.4	12	54		.3	14	66		.5	7	26		.4	
KBIG-FM																					
SP '02	91	314	.3	4.0	53	215	.2	2.2	149	552	.5	3.5	73	312	.2	2.4	19	177	.1	1.2	
4-Book	110	374	.4	4.8	53	230	.2	2.3	115	501	.4	2.8	71	291	.2	2.3	36	193	.1	2.2	
KBLA-AM																					
SP '02					7	14		.3	19	38	.1	.4	2	10		.1					
4-Book	9	21		.4	17	39	.1	.7	23	59	.1	.6	16	39		.5	7	15		.4	
KBUA-FM																					
SP '02	3	11		.1	6	23		.3	10	31		.2									
4-Book	1	9			7	28		.3	15	41	.1	.4	7	23		.2	2	15		.1	
KBUE-FM																					
SP '02	59	222	.2	2.6	59	182	.2	2.5	142	322	.5	3.3	83	262	.3	2.7	64	158	.2	3.9	
4-Book	54	182	.2	2.4	68	172	.2	2.9	109	286	.4	2.6	77	209	.3	2.5	49	137	.2	2.9	
KCBS-FM																					
SP '02	33	143	.1	1.4	40	204	.1	1.7	96	521	.3	2.2	112	352	.4	3.7	40	205	.1	2.4	
4-Book	34	174	.1	1.5	27	171	.1	1.2	97	466	.3	2.4	74	314	.3	2.4	26	165	.1	1.5	
KDIS-AM																					
SP '02	8	46		.3	9	25		.4	25	89	.1	.6	40	133	.1	1.3	4	27		.2	
4-Book	**	**	**	**	**	**	**	**	**	**	**	**	**	**	**	**	**	**	**	**	**
KFI -AM																					
SP '02	14	43		.6	20	84	.1	.8	10	74		.2	8	15		.3	12	42		.7	
4-Book	21	73	.1	1.0	36	116	.1	1.5	30	133	.1	.7	19	68	.1	.7	19	63	.1	1.1	
KFSH-FM																					
SP '02	16	109	.1	.7	44	213	.1	1.9	49	210	.2	1.1	36	121	.1	1.2	21	102	.1	1.3	
4-Book	21	105	.1	.9	45	227	.1	1.9	50	267	.2	1.2	41	160	.1	1.4	17	94	.1	1.0	
KFWB-AM																					
SP '02	5	43		.2	9	80		.4	17	101	.1	.4	11	73		.4	1	10		.1	
4-Book	3	30		.1	15	91	.1	.7	18	129	.1	.5	17	88	.1	.6	5	34		.3	
+KHHT-FM																					
SP '02	114	466	.4	5.0	61	255	.2	2.6	123	470	.4	2.9	97	322	.3	3.2	148	324	.5	9.0	
4-Book	135	460	.5	6.0	77	259	.2	3.3	140	530	.5	3.4	125	430	.4	4.1	164	405	.6	9.9	
KHJ -AM																					
SP '02	12	30		.5	27	61	.1	1.1	54	132	.2	1.3	27	71	.1	.9	3	23		.2	
4-Book	12	36		.5	13	32		.5	22	65	.1	.5	17	39	.1	.6	6	34		.4	
KIIS-FM																					
SP '02	172	760	.6	7.5	152	554	.5	6.4	244	1156	.8	5.7	162	664	.5	5.4	74	362	.2	4.5	
4-Book	145	659	.5	6.3	133	555	.5	5.6	270	1235	.9	6.5	199	799	.6	6.5	107	477	.3	6.5	
KVVS-FM																					
SP '02	12	23		.5	1	11			7	41		.2	15	24		.5	14	33		.9	
4-Book	4	12		.2	2	13		.1	9	38		.2	5	14		.2	5	22		.3	
KJLH-FM																					
SP '02	56	225	.2	2.4	138	369	.5	5.9	239	572	.8	5.6	163	328	.5	5.4	57	180	.2	3.5	
4-Book	59	209	.2	2.6	113	327	.4	4.8	182	503	.6	4.4	162	336	.6	5.3	43	128	.2	2.6	
KKBT-FM																					
SP '02	86	410	.3	3.7	55	241	.2	2.3	105	444	.3	2.4	77	352	.3	2.5	74	340	.2	4.5	
4-Book	125	503	.4	5.4	77	258	.3	3.2	114	449	.4	2.7	101	397	.4	3.3	91	336	.3	5.5	
KKLA-FM																					
SP '02	13	46		.6	4	12		.2	11	74		.3	8	30		.3	15	45		.9	
4-Book	9	31		.4	10	30		.5	16	62		.4	7	26		.2	8	29		.5	

** Station(s) not reported this survey.

* Listener estimates adjusted for reported broadcast schedule.

+ Station(s) changed call letters - see Page 13.

4-Book: Avg. of current and previous 3 surveys.
2-Book: Avg. of most recent 2 surveys.

Target Listener Estimates

Women 18-49																			
Saturday 7PM-MID				Sunday 6AM-10AM				Sunday 10AM-3PM				Sunday 3PM-7PM				Sunday 7PM-MID			
AQH (00)	Cume (00)	AQH Rtg	AQH Shr	AQH (00)	Cume (00)	AQH Rtg	AQH Shr	AQH (00)	Cume (00)	AQH Rtg	AQH Shr	AQH (00)	Cume (00)	AQH Rtg	AQH Shr	AQH (00)	Cume (00)	AQH Rtg	AQH Shr
KLAC-AM																			
SP '02	2	17	.1					9	63	.2		55	178	.2	1.8	13	59	.8	
4-Book	3	21	.2	1	7	.1		4	24	.1		16	58	.1	.5	7	31	.4	
KLAX-FM																			
SP '02	84	216	.3	101	258	.3	4.3	223	502	.7	5.2	122	339	.4	4.0	59	206	.2	3.6
4-Book	96	276	.3	86	240	.3	3.7	190	489	.6	4.6	103	286	.3	3.4	50	169	.2	3.1
KLOS-FM																			
SP '02	48	160	.2	26	98	.1	1.1	83	398	.3	1.9	53	171	.2	1.8	18	97	.1	1.1
4-Book	30	166	.1	20	102	.1	.8	61	301	.2	1.5	49	204	.2	1.7	20	133	.1	1.2
KLSX-FM																			
SP '02	5	44	.2	65	215	.2	2.8	54	173	.2	1.3	5	24	.2		2	15	.1	
4-Book	6	47	.3	39	146	.1	1.7	52	187	.2	1.3	12	59	.4		5	37	.3	
KLTX-AM																			
SP '02	24	61	.1	55	150	.2	2.3	38	133	.1	.9	44	115	.1	1.5	6	35	.4	
4-Book	22	57	.1	53	133	.2	2.3	35	92	.1	.9	23	67	.1	.8	13	46	.1	.8
KLVE-FM																			
SP '02	116	357	.4	128	339	.4	5.4	159	584	.5	3.7	101	246	.3	3.3	55	184	.2	3.3
4-Book	157	438	.6	133	403	.5	5.6	238	656	.8	5.7	158	405	.5	5.2	77	270	.3	4.7
KLYY-FM																			
SP '02	42	164	.1	37	141	.1	1.6	59	240	.2	1.4	55	158	.2	1.8	25	91	.1	1.5
4-Book	51	204	.2	33	117	.1	1.4	84	290	.3	2.0	49	170	.2	1.6	33	118	.1	2.0
KMXN-FM																			
SP '02	11	39	.5	4	15	.2		15	70	.3		21	77	.1	.7	13	65	.8	
4-Book	**	**	**	**	**	**	**	**	**	**	**	**	**	**	**	**	**	**	**
KMZT-FM																			
SP '02	12	54	.5	16	60	.1	.7	46	146	.2	1.1	24	63	.1	.8	1	9	.1	
4-Book	11	59	.5	23	92	.1	1.0	37	147	.2	.9	30	97	.1	1.0	10	57	.1	.6
KNX -AM																			
SP '02	6	57	.3	11	46	.5		17	132	.1	.4	11	67	.4		6	39	.4	
4-Book	9	60	.4	15	54	.6		21	132	.1	.5	10	53	.3		12	67	.8	
KOST-FM																			
SP '02	132	557	.4	91	346	.3	3.9	166	581	.5	3.9	88	365	.3	2.9	115	423	.4	7.0
4-Book	131	504	.4	119	407	.4	5.1	177	651	.6	4.3	123	440	.4	4.1	118	461	.4	7.2
KPLS-AM																			
SP '02				2	13	.1		8	41	.2		5	28	.2					
4-Book	**	**	**	**	**	**	**	**	**	**	**	**	**	**	**	**	**	**	**
KPWR-FM																			
SP '02	160	662	.5	69	315	.2	2.9	200	671	.7	4.7	133	474	.4	4.4	101	377	.3	6.1
4-Book	145	621	.5	68	271	.2	2.9	163	676	.6	3.9	126	517	.4	4.1	80	336	.2	4.9
KRCD-FM																			
SP '02	25	73	.1	38	106	.1	1.6	68	172	.2	1.6	55	171	.2	1.8	15	35	.9	
4-Book	15	65	.7	15	49	.6		32	101	.1	.8	22	63	.1	.7	10	32	.6	
KRCV-FM																			
SP '02	50	119	.2	21	48	.1	.9	43	131	.1	1.0	13	37	.4		23	48	.1	1.4
4-Book	22	71	.1	27	71	.1	1.2	38	110	.1	.9	27	72	.1	.9	9	30	.1	.6
KRLA-AM																			
SP '02	5	12	.2									9	31	.3		8	19	.5	
4-Book	1	3	.1	4	15	.2		4	7	.1		4	11	.1		5	15	.3	
+KRLH-AM																			
SP '02	**	**	**	**	**	**	**	**	**	**	**	**	**	**	**	**	**	**	**
4-Book	**	**	**	**	**	**	**	**	**	**	**	**	**	**	**	**	**	**	**

** Station(s) not reported this survey.

* Listener estimates adjusted for reported broadcast schedule.

+ Station(s) changed call letters - see Page 13.

4-Book: Avg. of current and previous 3 surveys.
2-Book: Avg. of most recent 2 surveys.

Target Listener Estimates

Women 18-49

Target Listener Estimates - Women 18-49

	Saturday 7PM-MID				Sunday 6AM-10AM				Sunday 10AM-3PM				Sunday 3PM-7PM				Sunday 7PM-MID			
	AQH (00)	Cume (00)	AQH Rtg	AQH Shr	AQH (00)	Cume (00)	AQH Rtg	AQH Shr	AQH (00)	Cume (00)	AQH Rtg	AQH Shr	AQH (00)	Cume (00)	AQH Rtg	AQH Shr	AQH (00)	Cume (00)	AQH Rtg	AQH Shr
KROQ-FM																				
SP '02	127	592	.4	5.5	83	353	.3	3.5	127	641	.4	3.0	176	717	.6	5.8	120	437	.4	7.3
4-Book	112	519	.4	4.9	72	337	.3	3.1	169	805	.5	4.1	154	688	.5	5.0	83	385	.3	5.0
KRTH-FM																				
SP '02	38	114	.1	1.7	47	227	.2	2.0	136	453	.4	3.2	87	302	.3	2.9	63	224	.2	3.8
4-Book	48	186	.2	2.2	53	260	.2	2.3	133	495	.4	3.2	105	387	.4	3.4	38	178	.1	2.3
KSCA-FM																				
SP '02	44	151	.1	1.9	200	417	.7	8.5	129	386	.4	3.0	64	147	.2	2.1	20	69	.1	1.2
4-Book	43	150	.1	1.9	183	356	.6	7.8	132	370	.4	3.2	68	171	.2	2.2	25	92	.1	1.5
KSPN-AM																				
SP '02													6	27		.2				
4-Book	**	**	**	**	**	**	**	**	**	**	**	**	**	**	**	**	**	**	**	**
KSSC-FM																				
SP '02	8	52		.3					28	108	.1	.7	15	36		.5	2	12		.1
4-Book	10	39		.5	5	24		.2	20	82	.1	.5	11	38		.4	4	17		.2
K SSE-FM																				
SP '02	45	174	.1	2.0	32	107	.1	1.4	103	267	.3	2.4	63	182	.2	2.1	22	79	.1	1.3
4-Book	47	181	.2	2.1	39	122	.1	1.7	87	303	.3	2.1	55	187	.2	1.8	31	116	.1	1.9
KTNQ-AM																				
SP '02	6	23		.3					21	47	.1	.5	20	42	.1	.7	11	33		.7
4-Book	8	26		.4	11	37		.5	26	72	.1	.6	21	48	.1	.7	8	30		.5
KTWV-FM																				
SP '02	85	286	.3	3.7	46	196	.2	2.0	154	479	.5	3.6	112	346	.4	3.7	47	238	.2	2.9
4-Book	75	249	.3	3.3	60	224	.2	2.6	138	393	.5	3.3	92	294	.3	3.0	50	211	.2	3.0
KWIZ-FM																				
SP '02	32	104	.1	1.4	32	80	.1	1.4	103	192	.3	2.4	73	164	.2	2.4	28	89	.1	1.7
4-Book	33	97	.1	1.5	16	48	.1	.7	62	129	.2	1.5	41	100	.1	1.4	15	44	.1	.9
KWKW-AM																				
SP '02					15	33	.1	.6	13	47		.3	3	17		.1				
4-Book	3	10		.1	33	104	.1	1.0	14	40		.3	10	29		.4	4	13		.2
KWVE-FM																				
SP '02	5	24		.2	23	111	.1	1.0	13	82		.3	9	48		.3	12	43		.7
4-Book	15	40	.1	.7	23	104	.1	1.0	22	104	.1	.5	13	52		.4	13	49		.8
KXOL-FM																				
SP '02	58	174	.2	2.5	107	297	.4	4.5	186	440	.6	4.3	120	327	.4	4.0	58	194	.2	3.5
4-Book	55	161	.2	2.4	98	280	.3	4.2	179	453	.6	4.3	109	309	.4	3.6	52	170	.2	3.1
KXTA-AM																				
SP '02	10	47		.4					9	45		.2	11	56		.4				
4-Book	4	22		.1					4	24		.1	8	35		.3	1	11		.1
KYSR-FM																				
SP '02	72	436	.2	3.1	47	306	.2	2.0	133	723	.4	3.1	114	500	.4	3.8	33	230	.1	2.0
4-Book	69	417	.2	3.1	65	291	.2	2.8	136	711	.4	3.3	136	593	.5	4.5	53	322	.2	3.2
KZLA-FM																				
SP '02	56	231	.2	2.4	42	208	.1	1.8	133	541	.4	3.1	98	363	.3	3.2	18	125	.1	1.1
4-Book	43	221	.2	1.9	39	202	.1	1.7	123	457	.4	3.0	103	348	.4	3.3	30	154	.1	1.8
KGGI-FM																				
SP '02	35	114	.1	1.5	6	49		.3	34	93	.1	.8	39	134	.1	1.3	25	59	.1	1.5
4-Book	**	**	**	**	**	**	**	**	**	**	**	**	**	**	**	**	**	**	**	**
XTRA-AM																				
SP '02		4			1	8		.1	2	20		.1	1	6		.1		7		
4-Book																				
TOTALS																				
SP '02	2302	7377	7.6		2358	7113	7.8		4295	11723	14.2		3020	8095	10.0		1646	5293	5.4	
4-Book	2270	7304	7.5		2356	7202	7.8		4154	11799	13.7		3054	8503	10.1		1652	5527	5.4	

** Station(s) not reported this survey.

* Listener estimates adjusted for reported broadcast schedule.

+ Station(s) changed call letters - see Page 13.

4-Book: Avg. of current and previous 3 surveys.
2-Book: Avg. of most recent 2 surveys.

Target Listener Trends

Women 25-49																					
Monday-Sunday 6AM-MID				Monday-Friday 6AM-10AM				Monday-Friday 10AM-3PM				Monday-Friday 3PM-7PM				Monday-Friday 7PM-MID					
AQH (00)	Cume (00)	AQH Rtg	AQH Shr	AQH (00)	Cume (00)	AQH Rtg	AQH Shr	AQH (00)	Cume (00)	AQH Rtg	AQH Shr	AQH (00)	Cume (00)	AQH Rtg	AQH Shr	AQH (00)	Cume (00)	AQH Rtg	AQH Shr		
KABC-AM																					
SP '02	20	547	.1	.5	29	173	.1	.5	21	223	.1	.3	33	313	.1	.7	20	228	.1	1.3	
WI '02	28	682	.1	.7	28	269	.1	.5	35	277	.1	.6	57	385	.2	1.2	13	167	.1	.9	
FA '01	27	705	.1	.7	34	253	.1	.6	37	342	.2	.7	60	455	.3	1.3	8	214	.5	.5	
SU '01	28	619	.1	.7	34	219	.1	.6	41	274	.2	.7	48	364	.2	1.0	16	194	.1	.9	
4-Book	26	638	.1	.7	31	229	.1	.6	34	279	.2	.7	50	379	.2	1.1	14	201	.1	.9	
SP '01	26	662	.1	.6	33	262	.1	.5	35	214	.1	.6	58	459	.2	1.2	9	129	.6	.6	
KBIG-FM																					
SP '02	171	3426	.7	4.2	212	1723	.9	3.3	331	1850	1.4	5.5	230	1987	1.0	4.7	50	759	.2	3.3	
WI '02	182	3208	.8	4.7	269	1687	1.1	4.5	345	1635	1.4	6.0	255	1666	1.1	5.3	50	670	.2	3.5	
FA '01	158	3191	.7	4.1	184	1586	.8	3.1	290	1633	1.2	5.2	239	1781	1.0	5.1	47	831	.2	3.2	
SU '01	181	3267	.7	4.4	233	1741	.9	3.9	346	1859	1.4	5.6	246	1844	1.0	5.0	41	674	.2	2.3	
4-Book	173	3273	.7	4.4	225	1684	.9	3.7	328	1744	1.4	5.6	243	1820	1.0	5.0	47	734	.2	3.1	
SP '01	145	3357	.6	3.6	209	1663	.9	3.5	269	1756	1.1	4.5	170	1744	.7	3.5	33	629	.1	2.1	
KBLA-AM																					
SP '02	32	456	.1	.8	44	141	.2	.7	87	267	.4	1.4	17	124	.1	.3	6	60	.4	.4	
WI '02	28	430	.1	.7	37	147	.2	.6	62	267	.3	1.1	17	89	.1	.4	14	87	.1	1.0	
FA '01	35	362	.1	.9	59	206	.2	1.0	86	297	.4	1.5	24	181	.1	.5	5	48	.3	.3	
SU '01	34	440	.1	.8	35	189	.1	.6	57	319	.2	.9	40	192	.2	.8	26	112	.1	1.5	
4-Book	32	422	.1	.8	44	171	.2	.7	73	288	.3	1.2	25	147	.1	.5	13	77	.1	.8	
SP '01	24	425	.1	.6	35	241	.1	.6	62	294	.3	1.0	22	224	.1	.5	4	44	.3	.3	
KBUA-FM																					
SP '02	15	186	.1	.4	26	154	.1	.4	23	106	.1	.4	15	90	.1	.3	7	44	.5	.5	
WI '02	5	167	.1	.1	12	85	.2	.2	5	59	.1	.1	5	48	.1	.1	4	36	.3	.3	
FA '01	12	258	.1	.3	24	131	.1	.4	9	121	.1	.2	20	195	.1	.4	6	66	.4	.4	
SU '01	15	311	.1	.4	11	135	.2	.2	30	145	.1	.5	14	126	.1	.3	8	72	.5	.5	
4-Book	12	231	.1	.3	18	126	.1	.3	17	108	.1	.3	14	115	.1	.3	6	55	.4	.4	
SP '01	18	382	.1	.4	19	145	.1	.3	29	234	.1	.5	20	206	.1	.4	7	125	.4	.4	
KBUE-FM																					
SP '02	67	1056	.3	1.6	103	433	.4	1.6	88	571	.4	1.5	77	676	.3	1.6	31	324	.1	2.0	
WI '02	57	1071	.2	1.5	83	574	.3	1.4	87	579	.4	1.5	57	449	.2	1.2	18	243	.1	1.3	
FA '01	80	971	.3	2.1	99	455	.4	1.6	101	551	.4	1.8	111	548	.5	2.4	34	233	.1	2.3	
SU '01	74	1074	.3	1.8	70	442	.3	1.2	94	579	.4	1.5	80	621	.3	1.6	46	446	.2	2.6	
4-Book	70	1043	.3	1.8	89	476	.4	1.5	93	570	.4	1.6	81	574	.3	1.7	32	312	.1	2.1	
SP '01	75	1193	.3	1.9	78	663	.3	1.3	123	778	.5	2.1	83	668	.3	1.7	36	392	.1	2.3	
KCBS-FM																					
SP '02	127	2800	.5	3.1	184	1288	.8	2.9	217	1393	.9	3.6	181	1747	.8	3.7	27	619	.1	1.8	
WI '02	64	2181	.3	1.7	88	1044	.4	1.5	92	999	.4	1.6	105	1257	.4	2.2	16	461	.1	1.1	
FA '01	77	2405	.3	2.0	102	932	.4	1.7	118	1120	.5	2.1	98	1231	.4	2.1	24	432	.1	1.6	
SU '01	83	2423	.3	2.0	84	1009	.3	1.4	137	1276	.6	2.2	116	1263	.5	2.4	34	528	.1	1.9	
4-Book	88	2452	.4	2.2	115	1068	.5	1.9	141	1197	.6	2.4	125	1375	.5	2.6	25	510	.1	1.6	
SP '01	116	2689	.5	2.9	149	1330	.6	2.5	191	1491	.8	3.2	171	1760	.7	3.5	37	661	.2	2.3	
KDIS-AM																					
SP '02	22	1090	.1	.5	37	476	.2	.6	14	403	.1	.2	39	532	.2	.8	4	149	.3	.3	
WI '02	18	845	.1	.5	36	464	.1	.6	13	277	.1	.2	29	393	.1	.6	6	99	.4	.4	
FA '01	22	993	.1	.6	26	385	.1	.4	17	388	.1	.3	39	575	.2	.8	2	55	.1	.1	
SU '01	**	**	**	**	**	**	**	**	**	**	**	**	**	**	**	**	**	**	**	**	**
4-Book	**	**	**	**	**	**	**	**	**	**	**	**	**	**	**	**	**	**	**	**	
SP '01	23	956	.1	.6	43	397	.2	.7	24	340	.1	.4	34	467	.1	.7	10	128	.6	.6	
KFI -AM																					
SP '02	100	1692	.4	2.4	166	888	.7	2.6	214	1100	.9	3.6	132	895	.5	2.7	19	264	.1	1.3	
WI '02	111	2110	.5	2.9	150	1045	.6	2.5	227	1337	.9	4.0	139	1050	.6	2.9	32	401	.1	2.2	
FA '01	91	1857	.4	2.4	139	988	.6	2.3	193	1272	.8	3.5	102	970	.4	2.2	27	374	.1	1.8	
SU '01	73	1494	.3	1.8	103	712	.4	1.7	134	840	.5	2.2	99	701	.4	2.0	35	347	.1	2.0	
4-Book	94	1788	.4	2.4	140	908	.6	2.3	192	1137	.8	3.3	118	904	.5	2.5	28	347	.1	1.8	
SP '01	103	1751	.4	2.6	119	868	.5	2.0	270	1212	1.1	4.5	99	816	.4	2.0	21	288	.1	1.3	

** Station(s) not reported this survey.

* Listener estimates adjusted for reported broadcast schedule.

+ Station(s) changed call letters - see Page 13.

4-Book: Avg. of current and previous 3 surveys.
2-Book: Avg. of most recent 2 surveys.

Target Listener Trends

Women 25-49

	Monday-Sunday 6AM-MID				Monday-Friday 6AM-10AM				Monday-Friday 10AM-3PM				Monday-Friday 3PM-7PM				Monday-Friday 7PM-MID			
	AQH (00)	Cume (00)	AQH Rtg	AQH Shr	AQH (00)	Cume (00)	AQH Rtg	AQH Shr	AQH (00)	Cume (00)	AQH Rtg	AQH Shr	AQH (00)	Cume (00)	AQH Rtg	AQH Shr	AQH (00)	Cume (00)	AQH Rtg	AQH Shr
KFSH-FM																				
SP '02	40	796	.2	1.0	58	525	.2	.9	43	473	.2	.7	63	519	.3	1.3	13	228	.1	.9
WI '02	55	851	.2	1.4	70	600	.3	1.2	80	508	.3	1.4	76	518	.3	1.6	21	251	.1	1.5
FA '01	43	741	.2	1.1	59	506	.2	1.0	65	570	.3	1.2	49	525	.2	1.1	13	287	.1	.9
SU '01	45	870	.2	1.1	56	442	.2	.9	77	472	.3	1.3	63	490	.3	1.3	18	277	.1	1.0
4-Book	46	815	.2	1.2	61	518	.2	1.0	66	506	.3	1.2	63	513	.3	1.3	16	261	.1	1.1
SP '01	43	795	.2	1.1	39	479	.2	.6	48	492	.2	.8	72	561	.3	1.5	16	279	.1	1.0
KFWB-AM																				
SP '02	26	1185	.1	.6	74	792	.3	1.2	17	403	.1	.3	39	577	.2	.8	6	168		.4
WI '02	27	1341	.1	.7	73	829	.3	1.2	13	364	.1	.2	42	632	.2	.9	10	178		.7
FA '01	37	1527	.2	1.0	102	1077	.4	1.7	30	624	.1	.5	51	815	.2	1.1	11	320		.7
SU '01	34	1528	.1	.8	82	987	.3	1.4	31	560	.1	.5	54	860	.2	1.1	10	275		.6
4-Book	31	1395	.1	.8	83	921	.3	1.4	23	488	.1	.4	47	721	.2	1.0	9	235		.6
SP '01	35	1509	.1	.9	94	860	.4	1.6	28	539	.1	.5	46	812	.2	.9	11	245		.7
+KHHT-FM																				
SP '02	132	2433	.5	3.2	168	1221	.7	2.6	213	1335	.9	3.5	161	1406	.7	3.3	57	787	.2	3.8
WI '02	181	2607	.8	4.7	229	1444	1.0	3.9	280	1406	1.2	4.9	242	1607	1.0	5.1	84	728	.3	5.9
FA '01	152	2336	.6	4.0	177	1135	.7	2.9	242	1233	1.0	4.4	201	1443	.8	4.3	84	826	.4	5.6
SU '01	156	2710	.6	3.8	199	1311	.8	3.3	235	1398	1.0	3.8	187	1537	.8	3.8	103	862	.4	5.8
4-Book	155	2522	.6	3.9	193	1278	.8	3.2	243	1343	1.0	4.2	198	1498	.8	4.1	82	801	.3	5.3
SP '01	142	2406	.6	3.5	187	1193	.8	3.1	196	1143	.8	3.3	146	1362	.6	3.0	86	826	.4	5.4
KHJ -AM																				
SP '02	38	445	.2	.9	43	210	.2	.7	67	271	.3	1.1	46	269	.2	.9	12	90		.8
WI '02	20	404	.1	.5	20	133	.1	.3	38	208	.2	.7	21	177	.1	.4	14	121	.1	1.0
FA '01	16	382	.1	.4	17	145	.1	.3	13	155	.1	.2	17	115	.1	.4	14	98	.1	.9
SU '01	22	447	.1	.5	46	220	.2	.8	28	282	.1	.5	14	157	.1	.3	5	86		.3
4-Book	24	420	.1	.6	32	177	.2	.5	37	229	.2	.6	25	180	.1	.5	11	99	.1	.8
SP '01	19	403	.1	.5	39	203	.2	.6	22	216	.1	.4	17	122	.1	.3	6	65		.4
KIIS-FM																				
SP '02	158	4616	.7	3.9	254	2439	1.1	4.0	209	2056	.9	3.5	204	2307	.8	4.2	42	842	.2	2.8
WI '02	169	4648	.7	4.4	254	2578	1.1	4.3	210	2112	.9	3.7	248	2545	1.0	5.2	56	1157	.2	3.9
FA '01	176	4115	.7	4.6	277	2046	1.2	4.6	228	2081	1.0	4.1	234	2281	1.0	5.0	65	1113	.3	4.4
SU '01	187	4887	.8	4.6	281	2591	1.1	4.7	264	2277	1.1	4.3	260	2733	1.1	5.3	80	1164	.3	4.5
4-Book	173	4567	.7	4.4	267	2414	1.1	4.4	228	2132	1.0	3.9	237	2467	1.0	4.9	61	1069	.3	3.9
SP '01	182	4376	.7	4.5	322	2487	1.3	5.4	228	1776	.9	3.8	226	2195	.9	4.6	61	999	.2	3.8
KVVS-FM																				
SP '02	16	273	.1	.4	24	182	.1	.4	20	185	.1	.3	20	161	.1	.4	15	52	.1	1.0
WI '02	7	195		.2	6	102		.1	8	93		.1	6	79		.1	4	35		.3
FA '01	2	114		.1	3	59			3	59		.1	4	50		.1	2	40		.1
SU '01	2	83			1	34			3	63			4	45		.1	1	16		.1
4-Book	7	166		.2	9	94		.1	9	100		.1	9	84		.2	6	36		.4
SP '01	7	147		.2	12	119		.2	7	88		.1	12	72		.2	3	42		.2
KJLH-FM																				
SP '02	87	1351	.4	2.1	103	642	.4	1.6	99	540	.4	1.6	97	718	.4	2.0	32	432	.1	2.1
WI '02	66	1292	.3	1.7	75	587	.3	1.3	69	520	.3	1.2	70	641	.3	1.5	37	376	.2	2.6
FA '01	79	1329	.3	2.1	65	509	.3	1.1	90	643	.4	1.6	110	726	.5	2.4	33	352	.1	2.2
SU '01	106	1499	.4	2.6	110	546	.4	1.8	142	672	.6	2.3	137	767	.6	2.8	55	580	.2	3.1
4-Book	85	1368	.4	2.1	88	571	.4	1.5	100	594	.4	1.7	104	713	.5	2.2	39	435	.2	2.5
SP '01	120	1487	.5	3.0	124	726	.5	2.1	173	725	.7	2.9	149	713	.6	3.1	59	538	.2	3.7
KKBT-FM																				
SP '02	160	2519	.7	3.9	446	1772	1.9	6.9	165	1276	.7	2.7	157	1450	.7	3.2	46	705	.2	3.0
WI '02	150	2255	.6	3.9	329	1454	1.4	5.6	183	1121	.8	3.2	183	1235	.8	3.8	45	569	.2	3.2
FA '01	163	2519	.7	4.2	442	1811	1.9	7.4	160	1167	.7	2.9	167	1299	.7	3.6	57	724	.2	3.8
SU '01	190	2554	.8	4.7	438	1552	1.8	7.3	216	1339	.9	3.5	176	1276	.7	3.6	87	858	.4	4.9
4-Book	166	2462	.7	4.2	414	1647	1.8	6.8	181	1226	.8	3.1	171	1315	.7	3.6	59	714	.3	3.7
SP '01	152	2569	.6	3.8	357	1695	1.5	5.9	162	1131	.7	2.7	168	1329	.7	3.4	58	705	.2	3.6

** Station(s) not reported this survey.

* Listener estimates adjusted for reported broadcast schedule.

+ Station(s) changed call letters - see Page 13.

4-Book: Avg. of current and previous 3 surveys.
2-Book: Avg. of most recent 2 surveys.

Target Listener Trends

Women 25-49																				
Monday-Sunday 6AM-MID				Monday-Friday 6AM-10AM				Monday-Friday 10AM-3PM				Monday-Friday 3PM-7PM				Monday-Friday 7PM-MID				
AQH (00)	Cume (00)	AQH Rtg	AQH Shr	AQH (00)	Cume (00)	AQH Rtg	AQH Shr	AQH (00)	Cume (00)	AQH Rtg	AQH Shr	AQH (00)	Cume (00)	AQH Rtg	AQH Shr	AQH (00)	Cume (00)	AQH Rtg	AQH Shr	
KKLA-FM																				
SP '02	23	573	.1	.6	51	400	.2	.8	29	241	.1	.5	33	305	.1	.7	9	49	.6	.6
WI '02	19	443	.1	.5	44	252	.2	.7	33	229	.1	.6	14	91	.1	.3	2	44	.1	.1
FA '01	25	573	.1	.7	54	409	.2	.9	37	352	.2	.7	37	335	.2	.8	10	121	.7	.7
SU '01	23	451	.1	.6	31	232	.1	.5	47	224	.2	.8	23	182	.1	.5	9	141	.5	.5
4-Book	23	510	.1	.6	45	323	.2	.7	37	262	.2	.7	27	228	.1	.6	8	89	.5	.5
SP '01	15	589	.1	.4	39	392	.2	.6	16	297	.1	.3	26	313	.1	.5	1	42	.1	.1
KLAC-AM																				
SP '02	18	770	.1	.4	20	144	.1	.3	32	272	.1	.5	25	268	.1	.5	8	202	.5	.5
WI '02	9	214	.2	.2	13	78	.1	.2	17	87	.1	.3	10	114	.2	.2	7	73	.5	.5
FA '01	8	359	.2	.2	12	109	.1	.2	15	167	.1	.3	10	174	.2	.2	6	73	.4	.4
SU '01	6	342	.1	.1	6	138	.1	.1	4	110	.1	.1	15	112	.1	.3	4	69	.2	.2
4-Book	10	421	.2	.2	13	117	.1	.2	17	159	.1	.3	15	167	.1	.3	6	104	.4	.4
SP '01	20	590	.1	.5	25	147	.1	.4	28	141	.1	.5	26	223	.1	.5	15	180	.1	.9
KLAX-FM																				
SP '02	104	1699	.4	2.5	118	828	.5	1.8	163	945	.7	2.7	113	908	.5	2.3	42	403	.2	2.8
WI '02	116	1829	.5	3.0	143	826	.6	2.4	173	1082	.7	3.0	131	1047	.5	2.7	38	406	.2	2.7
FA '01	107	1637	.4	2.8	110	672	.5	1.8	157	874	.7	2.8	112	701	.5	2.4	55	482	.2	3.7
SU '01	105	1843	.4	2.6	114	817	.5	1.9	174	1156	.7	2.8	117	938	.5	2.4	47	570	.2	2.7
4-Book	108	1752	.4	2.7	121	786	.5	2.0	167	1014	.7	2.8	118	899	.5	2.5	46	465	.2	3.0
SP '01	123	1842	.5	3.1	130	878	.5	2.2	190	1234	.8	3.2	145	1108	.6	3.0	48	492	.2	3.0
KLCS-FM																				
SP '02	82	2232	.3	2.0	171	1054	.7	2.7	86	919	.4	1.4	96	1067	.4	2.0	36	472	.1	2.4
WI '02	52	1772	.2	1.4	115	826	.5	1.9	47	639	.2	.8	74	762	.3	1.5	11	302	.8	.8
FA '01	92	2332	.4	2.4	205	1115	.9	3.4	97	870	.4	1.7	123	1234	.5	2.6	37	642	.2	2.5
SU '01	67	2104	.3	1.6	144	875	.6	2.4	86	801	.4	1.4	69	910	.3	1.4	19	363	.1	1.1
4-Book	73	2110	.3	1.9	159	968	.7	2.6	79	807	.4	1.3	91	993	.4	1.9	26	445	.1	1.7
SP '01	80	2206	.3	2.0	157	986	.6	2.6	65	813	.3	1.1	92	1158	.4	1.9	26	509	.1	1.6
KLTX-FM																				
SP '02	65	1321	.3	1.6	158	712	.7	2.5	97	625	.4	1.6	82	542	.3	1.7	12	185	.8	.8
WI '02	69	1466	.3	1.8	141	800	.6	2.4	108	649	.4	1.9	108	736	.4	2.3	12	228	.8	.8
FA '01	72	1517	.3	1.9	201	851	.8	3.3	121	674	.5	2.2	57	579	.2	1.2	6	187	.4	.4
SU '01	74	1516	.3	1.8	184	913	.7	3.1	125	655	.5	2.0	81	640	.3	1.6	15	241	.1	.8
4-Book	70	1455	.3	1.8	171	819	.7	2.8	113	651	.5	1.9	82	624	.3	1.7	11	210	.7	.7
SP '01	65	1536	.3	1.6	184	891	.7	3.1	96	637	.4	1.6	55	437	.2	1.1	8	175	.5	.5
KLTX-AM																				
SP '02	45	327	.2	1.1	82	235	.3	1.3	64	254	.3	1.1	41	175	.2	.8	12	126	.8	.8
WI '02	67	363	.3	1.7	103	288	.4	1.7	107	254	.4	1.9	67	214	.3	1.4	36	136	.1	2.5
FA '01	25	228	.1	.7	41	185	.2	.7	38	142	.2	.7	33	164	.1	.7	8	99	.5	.5
SU '01	30	199	.1	.7	45	132	.2	.8	31	102	.1	.5	31	133	.1	.6	21	120	.1	1.2
4-Book	42	279	.2	1.1	68	210	.3	1.1	60	188	.3	1.1	43	172	.2	.9	19	120	.1	1.3
SP '01	32	252	.1	.8	50	206	.2	.8	39	168	.2	.7	26	146	.1	.5	31	165	.1	1.9
KLVE-FM																				
SP '02	238	3429	1.0	5.8	409	1966	1.7	6.4	382	1982	1.6	6.3	237	1642	1.0	4.8	97	972	.4	6.4
WI '02	204	3128	.8	5.3	328	1790	1.4	5.5	301	1636	1.3	5.3	191	1429	.8	4.0	100	922	.4	7.0
FA '01	220	3445	.9	5.7	333	1897	1.4	5.5	335	1949	1.4	6.0	201	1582	.8	4.3	93	886	.4	6.3
SU '01	219	3318	.9	5.4	299	1568	1.2	5.0	318	2002	1.3	5.2	221	1496	.9	4.5	119	945	.5	6.7
4-Book	220	3330	.9	5.6	342	1805	1.4	5.6	334	1892	1.4	5.7	213	1537	.9	4.4	102	931	.4	6.6
SP '01	253	3576	1.0	6.3	398	1835	1.6	6.6	374	2090	1.5	6.3	272	1809	1.1	5.6	104	1027	.4	6.5
KLYY-FM																				
SP '02	56	1306	.2	1.4	72	551	.3	1.1	79	760	.3	1.3	71	722	.3	1.4	26	371	.1	1.7
WI '02	67	1245	.3	1.7	88	604	.4	1.5	112	718	.5	2.0	78	613	.3	1.6	23	238	.1	1.6
FA '01	61	1121	.3	1.6	80	504	.3	1.3	91	735	.4	1.6	75	646	.3	1.6	25	270	.1	1.7
SU '01	50	1218	.2	1.2	63	553	.3	1.1	77	715	.3	1.3	61	615	.2	1.2	17	320	.1	1.0
4-Book	59	1223	.3	1.5	76	553	.3	1.3	90	732	.4	1.6	71	649	.3	1.5	23	300	.1	1.5
SP '01	55	1265	.2	1.4	74	538	.3	1.2	79	631	.3	1.3	74	670	.3	1.5	12	205	.8	.8

** Station(s) not reported this survey.

* Listener estimates adjusted for reported broadcast schedule.

+ Station(s) changed call letters - see Page 13.

4-Book: Avg. of current and previous 3 surveys.
2-Book: Avg. of most recent 2 surveys.

Target Listener Trends

Women 25-49

Target Listener Trends - Women 25-49

	Monday-Sunday 6AM-MID				Monday-Friday 6AM-10AM				Monday-Friday 10AM-3PM				Monday-Friday 3PM-7PM				Monday-Friday 7PM-MID			
	AQH (00)	Cume (00)	AQH Rtg	AQH Shr	AQH (00)	Cume (00)	AQH Rtg	AQH Shr	AQH (00)	Cume (00)	AQH Rtg	AQH Shr	AQH (00)	Cume (00)	AQH Rtg	AQH Shr	AQH (00)	Cume (00)	AQH Rtg	AQH Shr
KMXN-FM																				
SP '02	25	472	.1	.6	29	233	.1	.5	49	219	.2	.8	30	264	.1	.6	13	84	.1	.9
WI '02	**	**	**	**	**	**	**	**	**	**	**	**	**	**	**	**	**	**	**	**
FA '01	**	**	**	**	**	**	**	**	**	**	**	**	**	**	**	**	**	**	**	**
SU '01	**	**	**	**	**	**	**	**	**	**	**	**	**	**	**	**	**	**	**	**
4-Book	**	**	**	**	**	**	**	**	**	**	**	**	**	**	**	**	**	**	**	**
SP '01	25	446	.1	.6	37	238	.2	.6	50	207	.2	.8	41	294	.2	.8	5	112	.1	.3
KMZT-FM																				
SP '02	36	972	.1	.9	33	320	.1	.5	68	424	.3	1.1	54	465	.2	1.1	8	156	.1	.5
WI '02	56	1150	.2	1.5	49	515	.2	.8	125	606	.5	2.2	87	639	.4	1.8	20	280	.1	1.4
FA '01	35	1031	.1	.9	25	318	.1	.4	39	384	.2	.7	46	465	.2	1.0	29	306	.1	1.9
SU '01	41	825	.2	1.0	45	432	.2	.8	69	292	.3	1.1	61	398	.2	1.2	18	306	.1	1.0
4-Book	42	995	.2	1.1	38	396	.2	.6	75	427	.3	1.3	62	492	.3	1.3	19	262	.1	1.2
SP '01	34	1092	.1	.8	33	414	.1	.5	46	490	.2	.8	52	572	.2	1.1	19	330	.1	1.2
KNX -AM																				
SP '02	39	1222	.2	1.0	77	669	.3	1.2	47	488	.2	.8	51	657	.2	1.0	16	279	.1	1.1
WI '02	29	1205	.1	.8	61	671	.3	1.0	27	499	.1	.5	32	559	.1	.7	24	301	.1	1.7
FA '01	38	1466	.2	1.0	72	761	.3	1.2	34	507	.1	.6	57	769	.2	1.2	23	236	.1	1.5
SU '01	44	1372	.2	1.1	94	834	.4	1.6	42	584	.2	.7	54	627	.2	1.1	34	303	.1	1.9
4-Book	38	1316	.2	1.0	76	734	.3	1.3	38	520	.2	.7	49	653	.2	1.0	24	280	.1	1.6
SP '01	27	1025	.1	.7	57	544	.2	.9	24	417	.1	.4	44	471	.2	.9	16	228	.1	1.0
KOST-FM																				
SP '02	197	3756	.8	4.8	260	1937	1.1	4.0	330	1723	1.4	5.5	237	1891	1.0	4.8	95	1036	.4	6.3
WI '02	237	4120	1.0	6.2	268	1966	1.1	4.5	398	1895	1.7	6.9	318	2347	1.3	6.6	125	1392	.5	8.8
FA '01	242	3938	1.0	6.3	286	1960	1.2	4.8	401	2136	1.7	7.2	310	2197	1.3	6.7	106	1279	.4	7.1
SU '01	205	3626	.8	5.0	248	1697	1.0	4.2	368	1919	1.5	6.0	274	2055	1.1	5.6	114	1138	.5	6.4
4-Book	220	3860	.9	5.6	266	1890	1.1	4.4	374	1918	1.6	6.4	285	2123	1.2	5.9	110	1211	.5	7.2
SP '01	188	3838	.8	4.7	233	1934	.9	3.9	288	1786	1.2	4.8	246	2171	1.0	5.0	90	1136	.4	5.7
KPLS-AM																				
SP '02	3	94	.1	.1	2	41	.1	.1	7	43	.1	.1	4	38	.1	.1	2	26	.1	.1
WI '02	**	**	**	**	**	**	**	**	**	**	**	**	**	**	**	**	**	**	**	**
FA '01	**	**	**	**	**	**	**	**	**	**	**	**	**	**	**	**	**	**	**	**
SU '01	**	**	**	**	**	**	**	**	**	**	**	**	**	**	**	**	**	**	**	**
4-Book	**	**	**	**	**	**	**	**	**	**	**	**	**	**	**	**	**	**	**	**
SP '01	**	**	**	**	**	**	**	**	**	**	**	**	**	**	**	**	**	**	**	**
KPWR-FM																				
SP '02	109	2541	.5	2.7	172	1273	.7	2.7	125	1017	.5	2.1	162	1435	.7	3.3	42	799	.2	2.8
WI '02	98	2335	.4	2.6	143	1011	.6	2.4	122	1113	.5	2.1	125	1210	.5	2.6	54	731	.2	3.8
FA '01	74	2266	.3	1.9	89	828	.4	1.5	82	1087	.3	1.5	104	1328	.4	2.2	46	636	.2	3.1
SU '01	98	2529	.4	2.4	129	1199	.5	2.2	128	1157	.5	2.1	129	1259	.5	2.6	59	618	.2	3.3
4-Book	95	2418	.4	2.4	133	1078	.6	2.2	114	1094	.5	2.0	130	1308	.5	2.7	50	696	.2	3.3
SP '01	95	2641	.4	2.4	130	1132	.5	2.2	96	1053	.4	1.6	134	1391	.5	2.7	48	532	.2	3.0
KRCD-FM																				
SP '02	56	688	.2	1.4	76	342	.3	1.2	85	432	.4	1.4	55	408	.2	1.1	25	179	.1	1.6
WI '02	26	466	.1	.7	35	207	.1	.6	33	230	.1	.6	33	294	.1	.7	19	141	.1	1.3
FA '01	25	393	.1	.7	31	186	.1	.5	34	226	.1	.6	39	212	.2	.8	8	99	.1	.5
SU '01	34	423	.1	.8	23	144	.1	.4	71	262	.3	1.2	37	171	.2	.8	22	174	.1	1.2
4-Book	35	493	.1	.9	41	220	.2	.7	56	288	.2	1.0	41	271	.2	.9	19	148	.1	1.2
SP '01	36	553	.1	.9	33	210	.1	.5	61	313	.2	1.0	49	248	.2	1.0	15	130	.1	.9
KRCV-FM																				
SP '02	42	532	.2	1.0	53	243	.2	.8	56	305	.2	.9	49	261	.2	1.0	18	141	.1	1.2
WI '02	44	528	.2	1.1	81	347	.3	1.4	72	330	.3	1.3	44	218	.2	.9	8	86	.1	.6
FA '01	26	376	.1	.7	25	181	.1	.4	40	224	.2	.7	45	198	.2	1.0	12	119	.1	.8
SU '01	32	472	.1	.8	23	192	.1	.4	48	268	.2	.8	43	277	.2	.9	17	118	.1	1.0
4-Book	36	477	.2	.9	46	241	.2	.8	54	282	.2	.9	45	239	.2	1.0	14	116	.1	.9
SP '01	16	329	.1	.4	22	149	.1	.4	23	203	.1	.4	18	182	.1	.4	5	58	.1	.3

** Station(s) not reported this survey.

* Listener estimates adjusted for reported broadcast schedule.

+ Station(s) changed call letters - see Page 13.

4-Book: Avg. of current and previous 3 surveys.
2-Book: Avg. of most recent 2 surveys.

Target Listener Trends

Women 25-49																				
Monday-Sunday 6AM-MID				Monday-Friday 6AM-10AM				Monday-Friday 10AM-3PM				Monday-Friday 3PM-7PM				Monday-Friday 7PM-MID				
AQH (00)	Cume (00)	AQH Rtg	AQH Shr	AQH (00)	Cume (00)	AQH Rtg	AQH Shr	AQH (00)	Cume (00)	AQH Rtg	AQH Shr	AQH (00)	Cume (00)	AQH Rtg	AQH Shr	AQH (00)	Cume (00)	AQH Rtg	AQH Shr	
KRLA-AM																				
SP '02	9	251	.2	11	103	.2	20	175	.1	.3	10	82	.2	3	34	.2				
WI '02	13	304	.1	15	152	.1	.3	25	205	.1	.4	23	145	.1	.5	6	49	.4		
FA '01	6	263	.2	8	124	.1	.1	11	96	.2	.2	11	79	.2	.2					
SU '01	11	195	.3	23	115	.1	.4	21	145	.1	.3	13	59	.1	.3	4	11	.2		
4-Book	10	253	.3	14	124	.1	.3	19	155	.1	.3	14	91	.1	.3	3	24	.2		
SP '01	11	270	.3	23	175	.1	.4	23	162	.1	.4	7	89	.1	.1	6	65	.4		
+KRLH-AM																				
SP '02	**	**	**	**	**	**	**	**	**	**	**	**	**	**	**	**	**	**	**	
WI '02	**	**	**	**	**	**	**	**	**	**	**	**	**	**	**	**	**	**	**	
FA '01	**	**	**	**	**	**	**	**	**	**	**	**	**	**	**	**	**	**	**	
SU '01	**	**	**	**	**	**	**	**	**	**	**	**	**	**	**	**	**	**	**	
4-Book	**	**	**	**	**	**	**	**	**	**	**	**	**	**	**	**	**	**	**	
SP '01	**	**	**	**	**	**	**	**	**	**	**	**	**	**	**	**	**	**	**	
KROQ-FM																				
SP '02	132	2923	.5	3.2	221	1656	.9	3.4	151	1405	.6	2.5	186	1677	.8	3.8	61	954	.3	4.0
WI '02	153	3075	.6	4.0	311	1798	1.3	5.3	176	1453	.7	3.1	217	1922	.9	4.5	49	806	.2	3.4
FA '01	135	2681	.6	3.5	264	1604	1.1	4.4	155	1369	.7	2.8	158	1704	.7	3.4	53	970	.2	3.6
SU '01	128	2817	.5	3.1	249	1457	1.0	4.2	150	1347	.6	2.4	154	1527	.6	3.1	64	902	.3	3.6
4-Book	137	2874	.6	3.5	261	1629	1.1	4.3	158	1394	.7	2.7	179	1708	.8	3.7	57	908	.3	3.7
SP '01	144	2935	.6	3.6	220	1694	.9	3.7	204	1396	.8	3.4	192	1687	.8	3.9	68	931	.3	4.3
KRTH-FM																				
SP '02	115	2883	.5	2.8	142	1462	.6	2.2	182	1392	.8	3.0	132	1307	.5	2.7	47	659	.2	3.1
WI '02	109	2919	.5	2.8	134	1303	.6	2.3	180	1545	.7	3.1	158	1704	.7	3.3	32	700	.1	2.2
FA '01	124	3008	.5	3.2	157	1324	.7	2.6	229	1426	1.0	4.1	142	1323	.6	3.1	48	638	.2	3.2
SU '01	127	3112	.5	3.1	130	1314	.5	2.2	220	1554	.9	3.6	172	1627	.7	3.5	42	708	.2	2.4
4-Book	119	2981	.5	3.0	141	1351	.6	2.3	203	1479	.9	3.5	151	1490	.6	3.2	42	676	.2	2.7
SP '01	139	3287	.6	3.4	142	1368	.6	2.4	237	1631	1.0	4.0	199	1744	.8	4.1	56	732	.2	3.5
KSCA-FM																				
SP '02	209	2131	.9	5.1	555	1530	2.3	8.6	254	1407	1.1	4.2	123	714	.5	2.5	52	498	.2	3.4
WI '02	221	2239	.9	5.8	564	1541	2.3	9.5	303	1420	1.3	5.3	138	922	.6	2.9	53	527	.2	3.7
FA '01	183	1877	.8	4.8	491	1351	2.1	8.2	274	1234	1.2	4.9	80	577	.3	1.7	20	233	.1	1.3
SU '01	222	2396	.9	5.5	619	1785	2.5	10.4	264	1450	1.1	4.3	130	959	.5	2.6	41	474	.2	2.3
4-Book	209	2161	.9	5.3	557	1552	2.3	9.2	274	1378	1.2	4.7	118	793	.5	2.4	42	433	.2	2.7
SP '01	256	2370	1.0	6.4	596	1700	2.4	9.9	384	1617	1.6	6.4	168	929	.7	3.4	72	599	.3	4.5
KSPN-AM																				
SP '02	6	155	.1	1	26	.1	.2	4	40	.1	.1	24	89	.1	.5	1	47	.1		
WI '02	**	**	**	**	**	**	**	**	**	**	**	**	**	**	**	**	**	**	**	
FA '01	**	**	**	**	**	**	**	**	**	**	**	**	**	**	**	**	**	**	**	
SU '01	**	**	**	**	**	**	**	**	**	**	**	**	**	**	**	**	**	**	**	
4-Book	**	**	**	**	**	**	**	**	**	**	**	**	**	**	**	**	**	**	**	
SP '01	**	**	**	**	**	**	**	**	**	**	**	**	**	**	**	**	**	**	**	
KSSC-FM																				
SP '02	13	293	.1	.3	16	150	.1	.2	15	136	.1	.2	15	147	.1	.3	10	75	.7	
WI '02	10	251	.3	.3	14	121	.1	.2	12	114	.2	.2	11	136	.2	.2	7	76	.5	
FA '01	10	250	.3	.3	14	121	.1	.2	13	105	.1	.2	9	106	.2	.2	5	73	.3	
SU '01	9	343	.2	.2	13	145	.1	.2	10	107	.2	.2	8	118	.2	.2	3	99	.2	
4-Book	11	284	.3	.3	14	134	.1	.2	13	116	.1	.2	11	127	.2	.2	6	81	.4	
SP '01	4	181	.1	.1	4	65	.1	.1	6	82	.1	.1	4	65	.1	.1	3	43	.2	
KSSE-FM																				
SP '02	75	1374	.3	1.8	93	616	.4	1.4	117	728	.5	1.9	92	720	.4	1.9	28	238	.1	1.8
WI '02	53	1064	.2	1.4	81	535	.3	1.4	72	543	.3	1.3	77	573	.3	1.6	15	178	.1	1.1
FA '01	65	1231	.3	1.7	95	603	.4	1.6	104	664	.4	1.9	78	665	.3	1.7	13	275	.1	.9
SU '01	73	1412	.3	1.8	123	762	.5	2.1	111	707	.5	1.8	89	703	.4	1.8	25	335	.1	1.4
4-Book	67	1270	.3	1.7	98	629	.4	1.6	101	661	.4	1.7	84	665	.4	1.8	20	257	.1	1.3
SP '01	59	1354	.2	1.5	74	634	.3	1.2	98	781	.4	1.6	70	578	.3	1.4	13	258	.1	.8

** Station(s) not reported this survey.

* Listener estimates adjusted for reported broadcast schedule.

+ Station(s) changed call letters - see Page 13.

4-Book: Avg. of current and previous 3 surveys.
2-Book: Avg. of most recent 2 surveys.

Target Listener Trends

Women 25-49																				
Monday-Sunday 6AM-MID				Monday-Friday 6AM-10AM				Monday-Friday 10AM-3PM				Monday-Friday 3PM-7PM				Monday-Friday 7PM-MID				
AQH (00)	Cume (00)	AQH Rtg	AQH Shr	AQH (00)	Cume (00)	AQH Rtg	AQH Shr	AQH (00)	Cume (00)	AQH Rtg	AQH Shr	AQH (00)	Cume (00)	AQH Rtg	AQH Shr	AQH (00)	Cume (00)	AQH Rtg	AQH Shr	
KZLA-FM																				
SP '02	121	2220	.5	3.0	205	1430	.9	3.2	163	1254	.7	2.7	167	1484	.7	3.4	40	633	.2	2.6
WI '02	88	1770	.4	2.3	130	993	.5	2.2	125	1066	.5	2.2	126	1223	.5	2.6	23	495	.1	1.6
FA '01	111	1871	.5	2.9	139	1049	.6	2.3	161	1147	.7	2.9	166	1268	.7	3.6	43	688	.2	2.9
SU '01	122	1950	.5	3.0	161	1098	.7	2.7	176	1102	.7	2.9	170	1203	.7	3.5	39	536	.2	2.2
4-Book	111	1953	.5	2.8	159	1143	.7	2.6	156	1142	.7	2.7	157	1295	.7	3.3	36	588	.2	2.3
SP '01	113	1989	.5	2.8	146	1135	.6	2.4	172	1067	.7	2.9	140	1201	.6	2.9	43	545	.2	2.7
KGGI-FM																				
SP '02	17	553	.1	.4	15	222	.1	.2	23	232	.1	.4	25	275	.1	.5	7	160		.5
WI '02	11	553		.3	17	183	.1	.3	12	157		.2	13	284	.1	.3	3	117		.2
FA '01	**	**	**	**	**	**	**	**	**	**	**	**	**	**	**	**	**	**	**	**
SU '01	18	659	.1	.4	21	276	.1	.4	36	339	.1	.6	26	300	.1	.5	8	94		.5
4-Book	**	**	**	**	**	**	**	**	**	**	**	**	**	**	**	**	**	**	**	**
SP '01	**	**	**	**	**	**	**	**	**	**	**	**	**	**	**	**	**	**	**	**
XTRA-AM																				
SP '02	2	106			2	12			7	45		.1	4	48		.1	1	13		.1
WI '02	2	116		.1	2	29			2	28			4	76		.1		26		
FA '01	3	176		.1	3	22			7	65		.1	3	64		.1	1	22		.1
SU '01	2	102			1	32			4	44		.1	7	61		.1				
4-Book	2	125		.1	2	24			5	46		.1	5	62		.1	1	15		.1
SP '01	5	211		.1	4	28		.1	1	29			5	85		.1	1	27		.1
TOTALS																				
SP '02	4087	23215	17.0		6424	21051	26.7		6027	19268	25.1		4902	19977	20.4		1519	12104	6.3	
WI '02	3839	23101	16.0		5918	20614	24.6		5733	18617	23.8		4784	19721	19.9		1423	11426	5.9	
FA '01	3846	23011	16.2		6001	20420	25.2		5554	18837	23.3		4649	19286	19.5		1488	11913	6.3	
SU '01	4070	23521	16.6		5962	20511	24.3		6139	19388	25.0		4917	19832	20.0		1770	12822	7.2	
4-Book	3961	23212	16.5		6076	20649	25.2		5863	19028	24.3		4813	19704	20.0		1550	12066	6.4	
SP '01	4030	23728	16.4		6002	20914	24.4		5961	19009	24.3		4879	20183	19.9		1590	12229	6.5	

** Station(s) not reported this survey.

* Listener estimates adjusted for reported broadcast schedule.

+ Station(s) changed call letters - see Page 13.

4-Book: Avg. of current and previous 3 surveys.
2-Book: Avg. of most recent 2 surveys.

Target Listener Estimates

Women 25-49

Target Listener Estimates - Women 25-49

	Monday-Friday 6AM-7PM				Weekend 6AM-MID				Saturday 6AM-10AM				Saturday 10AM-3PM				Saturday 3PM-7PM			
	AQH (00)	Cume (00)	AQH Rtg	AQH Shr	AQH (00)	Cume (00)	AQH Rtg	AQH Shr	AQH (00)	Cume (00)	AQH Rtg	AQH Shr	AQH (00)	Cume (00)	AQH Rtg	AQH Shr	AQH (00)	Cume (00)	AQH Rtg	AQH Shr
	KABC-AM SP '02 4-Book	27 38	469 545	.1 .2	.5 .7	6 12	140 195	.2 .1	.5	13 26	40 71	.1 .1	.4 .9	6 13	28 62	.1 .1	.3	2 17	5 44	.1 .1
KBIG-FM SP '02 4-Book	263 270	2960 2791	1.1 1.1	4.5 4.8	87 86	1451 1415	.4 .4	3.1 3.2	90 93	288 308	.4 .4	2.7 3.0	162 163	565 577	.7 .7	3.3 3.5	92 105	419 424	.4 .4	2.7 3.3
KBLA-AM SP '02 4-Book	52 49	381 370	.2 .2	.9 .9	12 16	144 159	.1 .1	.4 .6	19 15	46 37	.1 .1	.6 .5	44 32	85 66	.2 .2	.9 .7	2 11	10 26	.1 .4	
KBUA-FM SP '02 4-Book	21 16	186 192	.1 .1	.4 .3	9 8	97 114	.3 .3		22 12	55 36	.1 .1	.7 .4	16 18	45 56	.1 .1	.3 .4	17 9	44 25	.1 .1	.5 .3
KBUE-FM SP '02 4-Book	89 88	917 870	.4 .4	1.5 1.6	51 62	478 549	.2 .3	1.8 2.3	70 87	151 179	.3 .4	2.1 2.8	60 95	173 237	.2 .4	1.2 2.1	61 84	151 204	.3 .4	1.8 2.7
KCBS-FM SP '02 4-Book	196 128	2443 2049	.8 .5	3.4 2.3	72 58	1141 1181	.3 .3	2.6 2.2	42 40	229 221	.2 .2	1.2 1.3	129 116	529 477	.5 .5	2.6 2.5	129 86	414 356	.5 .4	3.9 2.7
KDIS-AM SP '02 4-Book	29 **	887 **	.1 **	.5 **	23 **	473 **	.1 **	.8 **	25 **	108 **	.1 **	.7 **	49 **	151 **	.2 **	1.0 **	32 **	109 **	.1 **	1.0 **
KFI -AM SP '02 4-Book	174 153	1597 1639	.7 .6	3.0 2.7	22 33	435 540	.1 .1	.8 1.3	73 73	215 227	.3 .3	2.2 2.3	37 53	161 216	.2 .2	.7 1.2	18 27	66 87	.1 .1	.5 .8
KFSH-FM SP '02 4-Book	54 64	720 741	.2 .3	.9 1.2	32 35	497 491	.1 .2	1.2 1.3	64 34	182 133	.3 .2	1.9 1.1	39 56	202 223	.2 .3	.8 1.2	42 45	177 172	.2 .2	1.3 1.4
KFWB-AM SP '02 4-Book	41 49	1071 1276	.2 .2	.7 .9	13 15	435 461	.1 .1	.5 .6	33 29	144 133	.1 .1	1.0 .9	8 19	82 102	.2 .1	.4	30 23	127 113	.1 .1	.9 .7
+KHHT-FM SP '02 4-Book	183 214	2080 2170	.8 .9	3.2 3.9	92 101	1259 1263	.4 .4	3.3 3.8	79 97	254 329	.3 .4	2.3 3.1	130 166	518 560	.5 .7	2.6 3.6	115 135	359 396	.5 .6	3.4 4.3
KHJ -AM SP '02 4-Book	53 31	434 352	.2 .1	.9 .6	28 19	188 203	.1 .1	1.0 .7	28 26	48 74	.1 .1	.8 .8	42 33	83 73	.2 .1	.8 .7	33 25	55 53	.1 .1	1.0 .8
KIIS-FM SP '02 4-Book	221 242	3994 3958	.9 1.0	3.8 4.3	124 124	2308 2243	.5 .5	4.5 4.7	127 128	540 549	.5 .5	3.8 4.1	218 223	992 926	.9 .9	4.4 4.8	201 161	652 608	.8 .7	6.0 5.1
KVVS-FM SP '02 4-Book	21 9	260 146	.1 .2	.4 .2	9 5	107 82	.3 .2		7 5	25 21	.2 .2		11 11	45 35	.2 .2		8 7	27 20	.2 .2	
KJLH-FM SP '02 4-Book	100 98	1049 1037	.4 .4	1.7 1.7	102 92	919 896	.4 .4	3.7 3.5	65 65	179 175	.3 .3	1.9 2.0	105 117	264 310	.4 .5	2.1 2.5	115 87	291 252	.5 .4	3.4 2.7
KKBT-FM SP '02 4-Book	249 250	2274 2190	1.0 1.0	4.3 4.5	78 89	1201 1191	.3 .4	2.8 3.4	112 106	423 360	.5 .4	3.3 3.4	189 174	593 524	.8 .7	3.8 3.7	128 138	437 398	.5 .6	3.8 4.4
KKLA-FM SP '02 4-Book	37 36	543 465	.2 .2	.6 .6	8 8	179 149	.3 .3		5 8	17 28	.1 .3		2 10	29 42	.2		10 6	17 20	.3 .2	

** Station(s) not reported this survey.

* Listener estimates adjusted for reported broadcast schedule.

+ Station(s) changed call letters - see Page 13.

4-Book: Avg. of current and previous 3 surveys.
2-Book: Avg. of most recent 2 surveys.

Target Listener Estimates

		Women 25-49																				
		Monday-Friday 6AM-7PM				Weekend 6AM-MID				Saturday 6AM-10AM				Saturday 10AM-3PM				Saturday 3PM-7PM				
		AQH (00)	Cume (00)	AQH Rtg	AQH Shr	AQH (00)	Cume (00)	AQH Rtg	AQH Shr	AQH (00)	Cume (00)	AQH Rtg	AQH Shr	AQH (00)	Cume (00)	AQH Rtg	AQH Shr	AQH (00)	Cume (00)	AQH Rtg	AQH Shr	
KLAC-AM	SP '02	26	555	.1	.4	10	269	.4						7	43	.1		8	43	.2		
	4-Book	15	331	.1	.3	5	113	.2		3	10	.1		5	25	.1		6	20	.2		
KLAX-FM	SP '02	134	1480	.6	2.3	95	847	.4	3.4	93	250	.4	2.8	181	403	.8	3.7	54	181	.2	1.6	
	4-Book	138	1473	.6	2.5	98	918	.4	3.7	97	262	.4	3.1	184	451	.8	4.0	96	257	.4	3.1	
KLDS-FM	SP '02	115	1958	.5	2.0	54	852	.2	2.0	25	133	.1	.7	106	343	.4	2.1	92	297	.4	2.7	
	4-Book	107	1742	.5	1.9	46	893	.2	1.7	32	164	.1	1.0	95	359	.4	2.0	72	290	.3	2.3	
KLSX-FM	SP '02	111	1054	.5	1.9	19	373	.1	.7	12	59	.4		5	25	.1		17	65	.1	.5	
	4-Book	121	1264	.5	2.2	19	402	.1	.7	11	53	.4		17	87	.1	.4	20	88	.1	.6	
KLTX-AM	SP '02	63	303	.3	1.1	35	200	.1	1.3	55	109	.2	1.6	56	116	.2	1.1	43	94	.2	1.3	
	4-Book	57	265	.3	1.0	29	188	.1	1.1	49	108	.2	1.6	45	97	.2	.9	30	64	.1	1.0	
KLVE-FM	SP '02	346	3002	1.4	6.0	140	1674	.6	5.1	220	639	.9	6.5	271	776	1.1	5.5	131	343	.5	3.9	
	4-Book	300	2861	1.2	5.4	159	1711	.7	6.0	208	582	.9	6.6	270	696	1.1	5.8	161	458	.7	5.1	
KLYY-FM	SP '02	74	1140	.3	1.3	43	591	.2	1.6	55	150	.2	1.6	54	188	.2	1.1	47	170	.2	1.4	
	4-Book	80	1061	.3	1.4	45	569	.2	1.7	44	137	.2	1.4	76	237	.3	1.6	63	196	.3	2.0	
KMXN-FM	SP '02	37	407	.2	.6	11	192	.4		11	43	.3		16	44	.1	.3	14	58	.1	.4	
	4-Book	**	**	**	**	**	**	**	**	**	**	**	**	**	**	**	**	**	**	**	**	**
KMZT-FM	SP '02	53	746	.2	.9	26	385	.1	.9	23	81	.1	.7	66	202	.3	1.3	19	83	.1	.6	
	4-Book	60	755	.3	1.1	26	454	.1	1.0	29	123	.1	1.0	48	193	.2	1.0	27	103	.1	.9	
KNX -AM	SP '02	57	1075	.2	1.0	23	500	.1	.8	47	184	.2	1.4	68	192	.3	1.4	19	112	.1	.6	
	4-Book	53	1112	.2	1.0	19	501	.1	.7	34	153	.2	1.1	38	158	.2	.8	19	93	.1	.6	
KOST-FM	SP '02	280	3029	1.2	4.8	119	1738	.5	4.3	109	429	.5	3.2	247	682	1.0	5.0	139	413	.6	4.2	
	4-Book	313	3213	1.3	5.6	129	1791	.6	4.9	135	447	.6	4.3	218	656	.9	4.7	151	468	.7	4.8	
KPLS-AM	SP '02	5	79	.1		2	41	.1		**	**	**	**	**	**	**	**	**	**	**	**	
	4-Book	**	**	**	**	**	**	**	**	**	**	**	**	**	**	**	**	**	**	**	**	
KPWR-FM	SP '02	151	2031	.6	2.6	81	1334	.3	2.9	84	337	.3	2.5	176	642	.7	3.6	109	499	.5	3.3	
	4-Book	125	2016	.5	2.2	71	1132	.3	2.7	64	220	.3	2.0	126	476	.5	2.7	105	419	.5	3.4	
KRCD-FM	SP '02	73	641	.3	1.3	46	344	.2	1.7	50	135	.2	1.5	73	189	.3	1.5	58	165	.2	1.7	
	4-Book	47	447	.2	.8	26	245	.1	1.0	28	79	.1	.9	55	131	.2	1.2	36	102	.1	1.1	
KRCV-FM	SP '02	53	426	.2	.9	38	303	.2	1.4	46	125	.2	1.4	64	116	.3	1.3	44	118	.2	1.3	
	4-Book	49	404	.2	.9	29	260	.1	1.1	35	79	.1	1.1	46	110	.2	1.0	35	90	.2	1.1	
KRLA-AM	SP '02	14	215	.1	.2	6	57	.2		3	12	.1		15	38	.1	.3	5	24	.1		
	4-Book	16	221	.1	.3	3	51	.1		4	16	.1		4	13	.1		3	10	.1		
+KRLH-AM	SP '02	**	**	**	**	**	**	**	**	**	**	**	**	**	**	**	**	**	**	**	**	
	4-Book	**	**	**	**	**	**	**	**	**	**	**	**	**	**	**	**	**	**	**	**	

** Station(s) not reported this survey.

* Listener estimates adjusted for reported broadcast schedule.

+ Station(s) changed call letters - see Page 13.

4-Book: Avg. of current and previous 3 surveys.
2-Book: Avg. of most recent 2 surveys.

Target Listener Estimates

Target Listener Estimates - Women 25-49

	Women 25-49																			
	Monday-Friday 6AM-7PM				Weekend 6AM-MID				Saturday 6AM-10AM				Saturday 10AM-3PM				Saturday 3PM-7PM			
	AQH (00)	Cume (00)	AQH Rtg	AQH Shr	AQH (00)	Cume (00)	AQH Rtg	AQH Shr	AQH (00)	Cume (00)	AQH Rtg	AQH Shr	AQH (00)	Cume (00)	AQH Rtg	AQH Shr	AQH (00)	Cume (00)	AQH Rtg	AQH Shr
KROQ-FM SP '02 4-Book	183 196	2555 2544	.8 .8	3.2 3.5	89 85	1492 1449	.4 .4	3.2 3.2	68 75	376 336	.3 .3	2.0 2.4	152 143	635 615	.6 .6	3.1 3.1	143 129	535 542	.6 .5	4.3 4.1
KRTH-FM SP '02 4-Book	154 168	2328 2441	.6 .7	2.7 3.0	91 83	1398 1356	.4 .4	3.3 3.1	97 74	407 330	.4 .3	2.9 2.3	193 164	683 575	.8 .7	3.9 3.5	113 106	310 380	.5 .5	3.4 3.3
KSCA-FM SP '02 4-Book	306 313	1917 1952	1.3 1.3	5.3 5.6	143 137	1194 1200	.6 .6	5.2 5.2	466 464	793 781	1.9 1.9	13.8 14.7	222 208	641 626	.9 .9	4.5 4.5	131 90	307 244	.5 .4	3.9 2.8
KSPN-AM SP '02 4-Book	9 **	112 **	.2 **	.2 **	3 **	84 **	.1 **	.1 **	** **	** **	** **	** **	14 **	58 **	.1 **	.3 **	2 **	23 **	.1 **	.1 **
KSSC-FM SP '02 4-Book	15 13	222 218	.1 .1	.3 .2	12 11	186 170	.4 .4	.4 .4	10 9	22 29	.3 .3	.3 .3	23 18	107 72	.1 .1	.5 .4	18 24	46 58	.1 .1	.5 .8
KSSE-FM SP '02 4-Book	102 95	1147 1076	.4 .4	1.8 1.7	58 48	646 615	.2 .2	2.1 1.8	56 60	148 155	.2 .3	1.7 1.9	101 92	267 286	.4 .4	2.0 2.0	62 58	170 162	.3 .3	1.9 1.8
KTNQ-AM SP '02 4-Book	17 30	236 300	.1 .1	.3 .5	13 16	137 184	.1 .1	.5 .6	16 23	21 46	.1 .1	.5 .8	27 25	48 65	.1 .1	.5 .5	7 9	23 29	.2 .3	.2 .3
KTWV-FM SP '02 4-Book	205 217	1867 1960	.9 .9	3.5 3.8	124 100	1303 1217	.5 .4	4.5 3.8	133 106	318 316	.6 .5	4.0 3.4	255 194	606 517	1.1 .8	5.2 4.1	166 103	461 339	.7 .4	5.0 3.2
KWIZ-FM SP '02 4-Book	70 44	552 415	.3 .2	1.2 .8	61 33	427 294	.3 .2	2.2 1.2	47 28	159 78	.2 .1	1.4 .9	135 66	275 145	.6 .3	2.7 1.4	61 44	183 118	.3 .2	1.8 1.4
KWKW-AM SP '02 4-Book	41 44	245 274	.2 .2	.7 .8	7 13	124 143	.3 .1	.3 .5	32 33	58 69	.1 .1	1.0 1.1	16 22	71 69	.1 .1	.3 .5	8	30	.3	.3
KVVE-FM SP '02 4-Book	41 34	637 555	.2 .2	.7 .6	13 15	290 279	.1 .1	.5 .6	10 12	66 71	.3 .4	.3 .4	19 19	84 80	.1 .1	.4 .4	25 16	65 56	.1 .1	.7 .5
KXOL-FM SP '02 4-Book	211 172	1670 1515	.9 .7	3.6 3.0	104 97	996 924	.4 .4	3.8 3.7	119 101	303 262	.5 .4	3.5 3.2	207 191	481 461	.9 .8	4.2 4.1	95 92	299 277	.4 .4	2.8 2.9
KXTA-AM SP '02 4-Book	8 5	177 117	.1 .1	.1 .1	7 3	134 86	.3 .1	.3 .1	1 1	16 8	.3 .1	.3 .1	11 5	48 21	.2 .1	.2 .1	11 6	44 31	.3 .2	.3 .2
KYSR-FM SP '02 4-Book	236 256	3343 3548	1.0 1.1	4.1 4.6	78 96	1756 1944	.3 .4	2.8 3.6	73 84	443 409	.3 .4	2.2 2.7	139 183	626 807	.6 .8	2.8 4.0	102 139	522 640	.4 .6	3.0 4.4
KZLA-FM SP '02 4-Book	177 157	2080 1769	.7 .7	3.1 2.8	77 78	1189 1134	.3 .3	2.8 2.9	82 83	329 365	.3 .4	2.4 2.6	133 145	528 515	.6 .6	2.7 3.1	110 98	398 370	.5 .4	3.3 3.1
KGGI-FM SP '02 4-Book	21 **	451 **	.1 **	.4 **	17 **	289 **	.1 **	.6 **	9 **	68 **	.3 **	.3 **	32 **	105 **	.1 **	.6 **	37 **	114 **	.2 **	1.1 **
XTRA-AM SP '02 4-Book	4 4	93 90	.1 .1	.1 .1	1 1	15 39	.1 .1	.1 .1	2 2	11 11	.1 .1	.1 .1	1 1	15 7	.1 .1	.1 .1				
TOTALS SP '02 4-Book	5803 5606	22930 22884	24.1 23.3		2769 2659	18770 18642	11.5 11.0		3366 3153	8942 8442	14.0 13.1		4950 4659	11982 11850	20.6 19.3		3347 3161	8944 8603	13.9 13.1	

** Station(s) not reported this survey.

* Listener estimates adjusted for reported broadcast schedule.

+ Station(s) changed call letters - see Page 13.

4-Book: Avg. of current and previous 3 surveys.
2-Book: Avg. of most recent 2 surveys.

Target Listener Estimates

Women 25-49

	Saturday 7PM-MID				Sunday 6AM-10AM				Sunday 10AM-3PM				Sunday 3PM-7PM				Sunday 7PM-MID				
	AQH (00)	Cume (00)	AQH Rtg	AQH Shr	AQH (00)	Cume (00)	AQH Rtg	AQH Shr	AQH (00)	Cume (00)	AQH Rtg	AQH Shr	AQH (00)	Cume (00)	AQH Rtg	AQH Shr	AQH (00)	Cume (00)	AQH Rtg	AQH Shr	
KABC-AM																					
SP '02					3	40	.2		3	14	.1		6	39	.3		15	29	.1	1.3	
4-Book	3	16	.2		10	33	.5		12	48	.4		12	60	.5		7	26	.1	.6	
KBIG-FM																					
SP '02	85	267	.4	5.3	47	182	.2	2.4	135	510	.6	4.0	60	277	.2	2.5	15	140	.1	1.3	
4-Book	99	326	.4	6.2	42	188	.2	2.2	94	438	.4	2.9	59	239	.2	2.4	25	132	.1	2.3	
KBLA-AM																					
SP '02					7	14	.4		17	28	.1	.5	2	10	.1						
4-Book	8	18	.5		16	36	.1	.9	21	51	.1	.6	15	37	.1	.6	6	13		.5	
KBUA-FM																					
SP '02	3	11	.2		6	23	.3		10	31	.3										
4-Book	1	9	.1		4	25	.2		10	30	.3		5	18	.2		1	12		.1	
KBJE-FM																					
SP '02	23	83	.1	1.4	41	116	.2	2.1	70	150	.3	2.1	59	179	.2	2.5	28	82	.1	2.5	
4-Book	29	105	.1	1.8	50	120	.2	2.6	70	182	.3	2.2	57	153	.2	2.4	26	82	.1	2.3	
KCBS-FM																					
SP '02	32	121	.1	2.0	38	184	.2	1.9	79	402	.3	2.3	104	295	.4	4.4	27	144	.1	2.4	
4-Book	28	138	.1	1.8	25	156	.1	1.3	86	392	.4	2.6	62	249	.3	2.6	21	131	.1	1.8	
KDIS-AM																					
SP '02	5	25	.3		9	25	.5		25	89	.1	.7	40	133	.2	1.7	4	27		.4	
4-Book	**	**	**	**	**	**	**	**	**	**	**	**	**	**	**	**	**	**	**	**	**
KFI -AM																					
SP '02	14	43	.1	.9	20	84	.1	1.0	8	59	.2		8	15	.3		5	27		.4	
4-Book	19	64	.1	1.3	32	106	.1	1.7	28	124	.1	.9	18	61	.1	.8	17	57	.1	1.4	
KFSH-FM																					
SP '02	13	94	.1	.8	34	162	.1	1.7	40	166	.2	1.2	21	96	.1	.9	12	72		1.1	
4-Book	20	98	.1	1.3	39	185	.1	2.0	40	215	.2	1.3	33	131	.2	1.4	13	71	.1	1.1	
KFWB-AM																					
SP '02	5	43	.3		9	80	.5		14	86	.1	.4	11	73	.5		1	10		.1	
4-Book	3	27	.2		13	85	.1	.7	17	120	.1	.5	17	85	.1	.7	4	28		.4	
+KHHT-FM																					
SP '02	75	266	.3	4.6	51	213	.2	2.6	107	355	.4	3.1	78	244	.3	3.3	89	197	.4	8.0	
4-Book	81	287	.4	5.1	58	198	.2	3.0	101	382	.4	3.1	80	285	.3	3.4	84	223	.4	7.5	
KHJ -AM																					
SP '02	10	19	.6		27	61	.1	1.4	54	132	.2	1.6	27	71	.1	1.1	3	23		.3	
4-Book	12	33	.7		13	32	.1	.7	22	65	.1	.7	17	39	.1	.7	6	34		.6	
KIIS-FM																					
SP '02	79	328	.3	4.9	90	329	.4	4.6	143	718	.6	4.2	92	371	.4	3.9	44	197	.2	3.9	
4-Book	70	318	.3	4.4	76	323	.3	3.9	161	768	.7	5.0	124	503	.5	5.2	49	235	.2	4.4	
KVVS-FM																					
SP '02	11	13	.7		1	11	.1		3	20	.1		15	24	.1	.6	13	24	.1	1.2	
4-Book	4	9	.2		1	10	.1		4	18	.1		5	11	.2		5	17		.4	
KJLH-FM																					
SP '02	51	189	.2	3.2	126	308	.5	6.4	184	491	.8	5.4	138	298	.6	5.8	41	136	.2	3.7	
4-Book	51	178	.2	3.2	92	263	.4	4.9	151	434	.6	4.6	146	308	.6	6.1	32	99	.1	2.9	
KKBT-FM																					
SP '02	52	226	.2	3.2	34	171	.1	1.7	51	220	.2	1.5	26	143	.1	1.1	31	99	.1	2.8	
4-Book	67	251	.3	4.2	59	195	.3	3.1	74	261	.3	2.3	50	195	.2	2.1	45	151	.2	3.9	
KKLA-FM																					
SP '02	9	32	.6		4	12	.2		11	74	.3		8	30	.3		12	31		1.1	
4-Book	5	25	.4		10	30	.5		15	57	.1	.5	6	23	.3		7	23		.6	

** Station(s) not reported this survey.

* Listener estimates adjusted for reported broadcast schedule.

+ Station(s) changed call letters - see Page 13.

4-Book: Avg. of current and previous 3 surveys.
2-Book: Avg. of most recent 2 surveys.

Target Listener Trends

Women 25-54

Target Listener Trends - Women 25-54

	Monday-Sunday 6AM-MID				Monday-Friday 6AM-10AM				Monday-Friday 10AM-3PM				Monday-Friday 3PM-7PM				Monday-Friday 7PM-MID			
	AQH (00)	Cume (00)	AQH Rtg	AQH Shr	AQH (00)	Cume (00)	AQH Rtg	AQH Shr	AQH (00)	Cume (00)	AQH Rtg	AQH Shr	AQH (00)	Cume (00)	AQH Rtg	AQH Shr	AQH (00)	Cume (00)	AQH Rtg	AQH Shr
KZLA-FM																				
SP '02	138	2586	.5	2.9	234	1710	.8	3.1	187	1445	.7	2.7	194	1732	.7	3.4	43	750	.2	2.5
WI '02	100	2074	.4	2.2	146	1148	.5	2.1	141	1262	.5	2.1	149	1467	.5	2.7	24	516	.1	1.4
FA '01	127	2227	.5	2.8	171	1215	.6	2.4	185	1285	.7	2.8	189	1528	.7	3.5	46	769	.2	2.7
SU '01	137	2309	.5	2.9	184	1292	.6	2.6	203	1301	.7	2.8	183	1360	.6	3.2	43	628	.1	2.1
4-Book	126	2299	.5	2.7	184	1341	.6	2.6	179	1323	.7	2.6	179	1522	.6	3.2	39	666	.2	2.2
SP '01	140	2430	.5	3.0	180	1391	.6	2.6	203	1351	.7	2.9	175	1506	.6	3.1	59	648	.2	3.2
KGGI-FM																				
SP '02	23	580	.1	.5	23	250	.1	.3	33	247	.1	.5	30	290	.1	.5	7	176		.4
WI '02	12	574		.3	17	183	.1	.2	12	157		.2	13	284		.2	4	138		.2
FA '01	**	**	**	**	**	**	**	**	**	**	**	**	**	**	**	**	**	**	**	**
SU '01	19	676	.1	.4	21	276	.1	.3	36	355	.1	.5	26	300	.1	.5	8	110		.4
4-Book	**	**	**	**	**	**	**	**	**	**	**	**	**	**	**	**	**	**	**	**
SP '01	**	**	**	**	**	**	**	**	**	**	**	**	**	**	**	**	**	**	**	**
XTRA-AM																				
SP '02	6	136		.1	9	23		.1	17	56	.1	.2	8	78		.1	1	13		.1
WI '02	2	139			2	29			2	28			4	76		.1		26		
FA '01	4	246		.1	5	34		.1	7	65		.1	3	78		.1	1	22		.1
SU '01	3	166		.1	2	44		.1	5	56		.1	7	73		.1				
4-Book	4	172		.1	5	33		.1	8	51		.1	6	76		.1	1	15		.1
SP '01	6	251		.1	5	44		.1	2	44		.1	6	113		.1	1	27		.1
TOTALS																				
SP '02	4715	26797	16.9		7443	24133	26.7		6930	22014	24.9		5677	23035	20.4		1740	13837	6.2	
WI '02	4445	26703	15.9		6901	23779	24.7		6562	21389	23.5		5519	22685	19.8		1657	13172	5.9	
FA '01	4495	26823	16.1		7019	23829	25.1		6548	21832	23.5		5467	22561	19.6		1705	13548	6.1	
SU '01	4745	27492	16.5		6986	23994	24.3		7218	22611	25.1		5692	23172	19.8		2009	14753	7.0	
4-Book	4600	26954	16.4		7087	23934	25.2		6815	21962	24.3		5589	22863	19.9		1778	13828	6.3	
SP '01	4699	27679	16.4		7019	24300	24.4		6956	22016	24.2		5692	23471	19.8		1852	14151	6.5	

** Station(s) not reported this survey.

* Listener estimates adjusted for reported broadcast schedule.

+ Station(s) changed call letters - see Page 13.

4-Book: Avg. of current and previous 3 surveys.
2-Book: Avg. of most recent 2 surveys.

Target Listener Estimates

Women 25-54																				
Monday-Friday 6AM-7PM				Weekend 6AM-MID				Saturday 6AM-10AM				Saturday 10AM-3PM				Saturday 3PM-7PM				
AQH (00)	Cume (00)	AQH Rtg	AQH Shr	AQH (00)	Cume (00)	AQH Rtg	AQH Shr	AQH (00)	Cume (00)	AQH Rtg	AQH Shr	AQH (00)	Cume (00)	AQH Rtg	AQH Shr	AQH (00)	Cume (00)	AQH Rtg	AQH Shr	
KABC-AM																				
SP '02	52	706	.2	.8	18	249	.1	.6	41	99	.1	1.0	21	68	.1	.4	20	34	.1	.5
4-Book	65	820	.2	1.0	20	306	.1	.7	40	109	.1	1.1	24	98	.1	.5	24	67	.1	.7
KBIG-FM																				
SP '02	281	3250	1.0	4.2	90	1542	.3	2.8	94	313	.3	2.4	165	593	.6	2.9	92	419	.3	2.4
4-Book	297	3122	1.1	4.6	96	1584	.4	3.1	105	351	.4	2.9	179	631	.7	3.3	114	447	.4	3.2
KBLA-AM																				
SP '02	54	393	.2	.8	12	144	.1	.4	19	46	.1	.5	44	85	.2	.8	2	10	.1	.1
4-Book	53	389	.2	.8	16	170	.1	.5	17	41	.1	.5	32	66	.1	.6	12	30	.1	.4
KBUA-FM																				
SP '02	23	196	.1	.3	9	97	.1	.3	22	55	.1	.6	16	45	.1	.3	17	44	.1	.4
4-Book	19	210	.1	.3	8	114	.1	.3	12	36	.1	.3	18	56	.1	.3	9	25	.1	.2
KBUE-FM																				
SP '02	100	1013	.4	1.5	53	525	.2	1.7	71	163	.3	1.8	74	209	.3	1.3	61	151	.2	1.6
4-Book	102	965	.4	1.6	70	615	.3	2.3	99	211	.4	2.7	112	281	.4	2.1	93	227	.3	2.5
KCBS-FM																				
SP '02	212	2695	.8	3.2	85	1338	.3	2.7	49	281	.2	1.2	151	625	.5	2.7	132	435	.5	3.4
4-Book	151	2337	.6	2.3	70	1372	.3	2.3	49	260	.2	1.3	139	567	.5	2.6	97	393	.4	2.6
KDIS-AM																				
SP '02	29	935	.1	.4	24	495	.1	.8	25	108	.1	.6	49	151	.2	.9	36	120	.1	.9
4-Book	**	**	**	**	**	**	**	**	**	**	**	**	**	**	**	**	**	**	**	**
KFI -AM																				
SP '02	225	2112	.8	3.4	40	680	.1	1.3	100	321	.4	2.5	56	258	.2	1.0	41	155	.1	1.1
4-Book	213	2176	.8	3.3	49	767	.2	1.6	104	327	.4	2.9	79	316	.3	1.5	41	138	.1	1.1
KFSH-FM																				
SP '02	60	809	.2	.9	34	564	.1	1.1	67	207	.2	1.7	45	247	.2	.8	42	177	.2	1.1
4-Book	70	811	.2	1.1	38	550	.1	1.2	35	139	.1	.9	63	251	.3	1.2	49	185	.2	1.4
KFWB-AM																				
SP '02	62	1433	.2	.9	22	668	.1	.7	46	231	.2	1.2	18	159	.1	.3	35	186	.1	.9
4-Book	69	1717	.3	1.1	22	663	.1	.7	47	200	.2	1.3	28	167	.1	.5	26	145	.1	.7
+KHHT-FM																				
SP '02	208	2266	.7	3.1	101	1386	.4	3.2	92	294	.3	2.3	144	569	.5	2.6	120	370	.4	3.1
4-Book	234	2395	.8	3.6	113	1409	.4	3.7	112	366	.4	3.0	186	623	.7	3.5	148	449	.5	4.1
KHJ -AM																				
SP '02	66	554	.2	1.0	36	246	.1	1.1	30	58	.1	.8	49	95	.2	.9	46	78	.2	1.2
4-Book	42	441	.2	.7	27	262	.1	.9	33	91	.1	.9	42	96	.2	.8	34	76	.1	.9
KIIS-FM																				
SP '02	241	4256	.9	3.6	132	2484	.5	4.1	144	589	.5	3.7	239	1071	.9	4.2	215	699	.8	5.6
4-Book	264	4274	1.0	4.1	135	2418	.5	4.4	142	593	.5	3.8	246	1005	.9	4.6	178	666	.7	4.9
KVVS-FM																				
SP '02	22	275	.1	.3	9	107	.1	.3	7	25	.1	.2	11	45	.1	.2	8	27	.1	.2
4-Book	9	149	.1	.1	5	82	.1	.2	5	21	.1	.2	11	35	.1	.2	7	20	.1	.2
KJLH-FM																				
SP '02	111	1146	.4	1.7	112	1047	.4	3.5	68	192	.2	1.7	105	264	.4	1.9	117	305	.4	3.0
4-Book	114	1170	.4	1.8	108	1031	.4	3.5	70	195	.3	1.9	128	344	.5	2.4	103	293	.4	2.8
KKBT-FM																				
SP '02	272	2440	1.0	4.1	80	1249	.3	2.5	114	442	.4	2.9	190	600	.7	3.4	133	471	.5	3.5
4-Book	270	2390	1.0	4.2	95	1283	.3	3.1	116	386	.4	3.2	183	559	.7	3.4	148	435	.5	4.1
KKLA-FM																				
SP '02	45	660	.2	.7	8	179	.1	.3	5	17	.1	.1	2	29	.1	.1	10	17	.1	.3
4-Book	45	571	.2	.7	10	185	.1	.3	9	34	.1	.3	13	55	.1	.2	11	39	.1	.3

** Station(s) not reported this survey.

* Listener estimates adjusted for reported broadcast schedule.

+ Station(s) changed call letters - see Page 13.

4-Book: Avg. of current and previous 3 surveys.
2-Book: Avg. of most recent 2 surveys.

Target Listener Estimates

Women 25-54

Target Listener Estimates - Women 25-54

	Monday-Friday 6AM-7PM				Weekend 6AM-MID				Saturday 6AM-10AM				Saturday 10AM-3PM				Saturday 3PM-7PM			
	AQH (00)	Cume (00)	AQH Rtg	AQH Shr	AQH (00)	Cume (00)	AQH Rtg	AQH Shr	AQH (00)	Cume (00)	AQH Rtg	AQH Shr	AQH (00)	Cume (00)	AQH Rtg	AQH Shr	AQH (00)	Cume (00)	AQH Rtg	AQH Shr
KLAC-AM																				
SP '02	31	678	.1	.5	10	280	.3						10	54	.2		8	43	.2	
4-Book	21	435	.1	.3	7	143	.2		7	17	.2		8	35	.2		9	33	.2	
KLAX-FM																				
SP '02	150	1678	.5	2.2	101	921	.4	3.2	102	275	.4	2.6	187	428	.7	3.3	60	193	.2	1.6
4-Book	151	1637	.6	2.3	104	998	.4	3.4	109	287	.4	3.0	195	491	.7	3.6	103	272	.4	2.9
KLOS-FM																				
SP '02	125	2089	.4	1.9	55	905	.2	1.7	26	152	.1	.7	112	373	.4	2.0	92	297	.3	2.4
4-Book	122	1936	.4	1.9	48	962	.2	1.6	32	169	.1	.9	100	381	.4	1.8	78	312	.3	2.1
KLSX-FM																				
SP '02	123	1165	.4	1.8	21	417	.1	.7	12	59	.3		7	55	.1		17	65	.1	.4
4-Book	132	1367	.5	2.0	22	451	.7	.7	11	56	.3		18	98	.1	.4	20	91	.1	.6
KLTX-AM																				
SP '02	77	362	.3	1.1	42	246	.2	1.3	66	133	.2	1.7	71	150	.3	1.3	52	106	.2	1.3
4-Book	67	298	.3	1.0	34	215	.2	1.1	54	123	.2	1.5	53	112	.2	1.0	33	70	.1	.9
KLVE-FM																				
SP '02	383	3253	1.4	5.7	168	1905	.6	5.3	256	738	.9	6.5	310	873	1.1	5.5	178	465	.6	4.6
4-Book	338	3153	1.2	5.2	180	1895	.6	5.9	242	672	.9	6.5	310	773	1.1	5.8	189	539	.7	5.2
KLYY-FM																				
SP '02	78	1198	.3	1.2	47	614	.2	1.5	55	150	.2	1.4	56	200	.2	1.0	51	181	.2	1.3
4-Book	82	1100	.3	1.3	47	588	.2	1.5	44	140	.2	1.2	79	248	.3	1.5	64	198	.2	1.8
KMXN-FM																				
SP '02	37	418	.1	.6	11	203	.3		14	54	.1	.4	16	44	.1	.3	14	58	.1	.4
4-Book	**	**	**	**	**	**	**	**	**	**	**	**	**	**	**	**	**	**	**	**
KMZT-FM																				
SP '02	78	1015	.3	1.2	35	535	.1	1.1	29	114	.1	.7	76	248	.3	1.3	24	116	.1	.6
4-Book	84	1027	.3	1.3	38	620	.1	1.2	36	161	.1	1.0	73	281	.3	1.4	48	175	.2	1.3
KNX -AM																				
SP '02	90	1544	.3	1.3	32	721	.1	1.0	67	296	.2	1.7	78	245	.3	1.4	26	143	.1	.7
4-Book	74	1451	.3	1.1	27	663	.1	.9	45	202	.2	1.2	47	200	.2	.9	26	128	.1	.7
KOST-FM																				
SP '02	329	3550	1.2	4.9	144	2050	.5	4.5	117	471	.4	3.0	300	802	1.1	5.3	161	498	.6	4.2
4-Book	375	3805	1.4	5.8	155	2124	.6	5.0	165	542	.6	4.5	270	797	1.0	5.0	176	565	.6	4.8
KPLS-AM																				
SP '02	9	115	.1		2	41	.1													
4-Book	**	**	**	**	**	**	**	**	**	**	**	**	**	**	**	**	**	**	**	**
KPWR-FM																				
SP '02	152	2132	.5	2.3	83	1385	.3	2.6	99	367	.4	2.5	179	656	.6	3.2	109	499	.4	2.8
4-Book	130	2104	.5	2.0	74	1183	.3	2.4	69	234	.3	1.9	132	490	.5	2.5	110	434	.4	3.0
KRCD-FM																				
SP '02	94	752	.3	1.4	57	417	.2	1.8	58	159	.2	1.5	81	213	.3	1.4	76	201	.3	2.0
4-Book	55	502	.2	.9	30	283	.1	1.0	34	99	.1	.9	60	144	.2	1.1	41	111	.2	1.1
KRCV-FM																				
SP '02	58	498	.2	.9	44	375	.2	1.4	59	148	.2	1.5	74	140	.3	1.3	51	142	.2	1.3
4-Book	56	468	.2	.9	34	320	.1	1.1	43	99	.2	1.2	55	133	.2	1.1	43	112	.2	1.2
KRLA-AM																				
SP '02	21	309	.1	.3	6	57	.2		3	12	.1		15	38	.1	.3	5	24	.1	
4-Book	26	353	.1	.4	5	85	.2		5	19	.2		7	20	.2		5	24	.2	
+KRLH-AM																				
SP '02																				
4-Book	**	**	**	**	**	**	**	**	**	**	**	**	**	**	**	**	**	**	**	**

** Station(s) not reported this survey.

* Listener estimates adjusted for reported broadcast schedule.

+ Station(s) changed call letters - see Page 13.

4-Book: Avg. of current and previous 3 surveys.
2-Book: Avg. of most recent 2 surveys.

Target Listener Estimates

Women 25-54																				
Monday-Friday 6AM-7PM				Weekend 6AM-MID				Saturday 6AM-10AM				Saturday 10AM-3PM				Saturday 3PM-7PM				
AQH (00)	Cume (00)	AQH Rtg	AQH Shr	AQH (00)	Cume (00)	AQH Rtg	AQH Shr	AQH (00)	Cume (00)	AQH Rtg	AQH Shr	AQH (00)	Cume (00)	AQH Rtg	AQH Shr	AQH (00)	Cume (00)	AQH Rtg	AQH Shr	
KROQ-FM																				
SP '02	190	2665	.7	2.8	96	1558	.3	3.0	86	407	.3	2.2	177	690	.6	3.1	148	555	.5	3.8
4-Book	203	2678	.7	3.1	90	1515	.3	2.9	80	351	.3	2.2	155	661	.6	2.9	133	559	.5	3.6
KRTH-FM																				
SP '02	178	2883	.6	2.7	114	1745	.4	3.6	134	508	.5	3.4	250	860	.9	4.4	159	442	.6	4.1
4-Book	216	3129	.8	3.3	109	1777	.4	3.5	107	443	.4	2.9	219	766	.8	4.1	142	501	.5	3.9
KSCA-FM																				
SP '02	359	2184	1.3	5.4	168	1375	.6	5.3	547	904	2.0	13.9	262	748	.9	4.6	142	333	.5	3.7
4-Book	348	2146	1.2	5.4	153	1336	.6	5.0	515	873	1.8	13.9	235	703	.8	4.4	95	267	.3	2.6
KSPN-AM																				
SP '02	10	142	**	.1	4	118	**	.1	**	**	**	**	15	77	.1	.3	2	23	**	.1
4-Book	**	**	**	**	**	**	**	**	**	**	**	**	**	**	**	**	**	**	**	**
KSSC-FM																				
SP '02	15	235	.1	.2	12	213	.1	.4	10	22	.1	.3	29	135	.1	.5	18	46	.1	.5
4-Book	14	235	.1	.2	11	190	.1	.4	9	29	.1	.3	19	83	.1	.4	25	62	.1	.7
KSSE-FM																				
SP '02	102	1171	.4	1.5	58	659	.2	1.8	56	148	.2	1.4	101	267	.4	1.8	63	182	.2	1.6
4-Book	97	1127	.4	1.5	49	629	.2	1.6	60	155	.2	1.7	94	290	.4	1.7	60	168	.2	1.6
KTNQ-AM																				
SP '02	18	247	.1	.3	15	182	.1	.5	22	33	.1	.6	27	48	.1	.5	7	23	.1	.2
4-Book	35	353	.1	.5	18	216	.1	.6	25	49	.1	.7	32	79	.1	.6	10	32	.1	.3
KTWV-FM																				
SP '02	280	2347	1.0	4.2	149	1625	.5	4.7	155	408	.6	3.9	307	730	1.1	5.4	202	578	.7	5.2
4-Book	285	2475	1.0	4.4	135	1598	.5	4.4	137	423	.5	3.7	258	668	.9	4.8	159	488	.6	4.3
KWIZ-FM																				
SP '02	71	577	.3	1.1	62	439	.2	1.9	47	159	.2	1.2	135	275	.5	2.4	61	183	.2	1.6
4-Book	45	425	.2	.7	34	305	.1	1.1	30	83	.1	.8	66	145	.3	1.2	44	121	.2	1.2
KWKV-AM																				
SP '02	53	330	.2	.8	11	160	.1	.3	43	81	.2	1.1	16	71	.1	.3	6	12	.1	.2
4-Book	58	342	.2	.9	17	172	.1	.5	44	86	.2	1.2	29	84	.1	.5	11	37	.1	.3
KWVE-FM																				
SP '02	51	765	.2	.8	16	347	.1	.5	27	99	.1	.7	27	118	.1	.5	29	76	.1	.8
4-Book	39	631	.2	.6	18	320	.1	.6	18	84	.1	.5	24	100	.1	.5	18	66	.1	.5
KXOL-FM																				
SP '02	218	1804	.8	3.3	111	1079	.4	3.5	127	328	.5	3.2	210	505	.8	3.7	102	321	.4	2.6
4-Book	184	1641	.7	2.8	104	993	.4	3.4	107	282	.4	2.9	203	492	.7	3.8	99	301	.4	2.7
KXTA-AM																				
SP '02	9	206	.1	.1	7	178	.1	.1	4	31	.1	.1	12	62	.1	.2	11	44	.1	.3
4-Book	5	132	.1	.1	3	99	.1	.1	1	12	.1	.1	5	24	.1	.1	6	31	.1	.2
KYSR-FM																				
SP '02	256	3551	.9	3.8	80	1841	.3	2.5	73	443	.3	1.9	145	701	.5	2.6	105	537	.4	2.7
4-Book	277	3756	1.0	4.2	102	2052	.4	3.3	92	433	.3	2.5	191	868	.7	3.6	145	664	.5	4.0
KZLA-FM																				
SP '02	204	2436	.7	3.0	87	1380	.3	2.7	93	393	.3	2.4	148	602	.5	2.6	131	468	.5	3.4
4-Book	181	2090	.7	2.8	87	1284	.3	2.8	96	414	.4	2.6	160	594	.6	3.0	106	410	.4	2.9
KGCI-FM																				
SP '02	29	478	.1	.4	22	304	.1	.7	9	68	.1	.2	35	120	.1	.6	49	129	.2	1.3
4-Book	**	**	**	**	**	**	**	**	**	**	**	**	**	**	**	**	**	**	**	**
XTRA-AM																				
SP '02	12	123	.1	.2	2	15	.1	.1	5	21	.1	.1	1	15	.1	.1	1	3	.1	.1
4-Book	6	110	.1	.1	2	69	.1	.1	5	21	.1	.1	2	13	.1	.1	1	3	.1	.1
TOTALS																				
SP '02	6702	26436	24.0		3187	21664	11.4		3943	10516	14.1		5647	13775	20.3		3855	10312	13.8	
4-Book	6521	26563	23.2		3083	21577	11.0		3698	9866	13.2		5394	13685	19.2		3661	9996	13.1	

** Station(s) not reported this survey.

* Listener estimates adjusted for reported broadcast schedule.

+ Station(s) changed call letters - see Page 13.

4-Book: Avg. of current and previous 3 surveys.
2-Book: Avg. of most recent 2 surveys.

Target Listener Estimates

Women 25-54

Target Listener Estimates - Women 25-54

	Saturday 7PM-MID				Sunday 6AM-10AM				Sunday 10AM-3PM				Sunday 3PM-7PM				Sunday 7PM-MID			
	AQH (00)	Cume (00)	AQH Rtg	AQH Shr	AQH (00)	Cume (00)	AQH Rtg	AQH Shr	AQH (00)	Cume (00)	AQH Rtg	AQH Shr	AQH (00)	Cume (00)	AQH Rtg	AQH Shr	AQH (00)	Cume (00)	AQH Rtg	AQH Shr
KABC-AM																				
SP '02	14	44	.1	.8	11	70	.5	.5	9	30	.2	.2	13	65	.5	.5	18	44	.1	1.4
4-Book	11	45	.1	.6	19	61	.1	.9	18	78	.1	.5	18	85	.1	.6	12	43	.1	.9
KBIG-FM																				
SP '02	85	267	.3	4.8	56	213	.2	2.4	138	536	.5	3.6	63	293	.2	2.3	15	151	.1	1.2
4-Book	110	365	.4	6.1	49	225	.2	2.2	106	499	.4	2.8	67	268	.2	2.4	26	140	.1	2.1
KBLA-AM																				
SP '02					7	14		.3	17	28	.1	.4	2	10		.1				
4-Book	9	21		.5	16	36	.1	.7	21	51	.1	.5	15	37	.1	.5	6	13		.5
KBUA-FM																				
SP '02	3	11		.2	6	23		.3	10	31		.3								
4-Book	1	9		.1	4	25		.2	10	30		.3	5	18		.2	1	12		.1
KBUE-FM																				
SP '02	23	83	.1	1.3	41	116	.1	1.7	71	162	.3	1.8	59	179	.2	2.1	28	82	.1	2.2
4-Book	30	109	.1	1.7	61	139	.2	2.7	82	217	.3	2.2	61	168	.2	2.2	28	92	.1	2.2
KCBS-FM																				
SP '02	37	148	.1	2.1	45	228	.2	1.9	91	454	.3	2.3	135	364	.5	4.8	46	192	.2	3.6
4-Book	31	156	.1	1.7	29	184	.1	1.3	98	449	.3	2.6	88	310	.3	3.2	27	149	.1	2.1
KDIS-AM																				
SP '02	5	25		.3	9	25		.4	26	99	.1	.7	40	133	.1	1.4	4	27		.3
4-Book	**	**	**	**	**	**	**	**	**	**	**	**	**	**	**	**	**	**	**	**
KFI -AM																				
SP '02	15	69	.1	.8	28	123	.1	1.2	30	144	.1	.8	37	115	.1	1.3	19	64	.1	1.5
4-Book	22	83	.1	1.3	49	173	.2	2.2	46	193	.2	1.2	31	113	.1	1.1	25	76	.1	1.9
KFSH-FM																				
SP '02	13	94		.7	36	184	.1	1.5	43	176	.2	1.1	22	107	.1	.8	13	83		1.0
4-Book	20	98	.1	1.1	42	203	.1	1.9	47	236	.2	1.3	38	144	.2	1.4	13	73		1.0
KFVB-AM																				
SP '02	9	57		.5	25	154	.1	1.1	23	159	.1	.6	24	142	.1	.9	2	24		.2
4-Book	5	38		.3	24	136	.1	1.0	25	175	.1	.7	24	133	.1	.9	5	35		.4
+KHHT-FM																				
SP '02	84	297	.3	4.7	59	251	.2	2.5	115	381	.4	3.0	89	297	.3	3.2	99	252	.4	7.7
4-Book	89	294	.3	5.0	68	226	.2	3.0	111	414	.4	2.9	94	332	.3	3.4	92	246	.3	7.2
KHJ -AM																				
SP '02	12	30		.7	41	85	.1	1.7	63	155	.2	1.6	39	104	.1	1.4	9	45		.7
4-Book	18	53	.1	1.1	24	48	.1	1.1	31	84	.1	.8	29	63	.1	1.1	10	45		.8
KIIS-FM																				
SP '02	82	343	.3	4.6	93	352	.3	3.9	148	762	.5	3.8	97	397	.3	3.5	44	197	.2	3.4
4-Book	73	331	.3	4.1	82	351	.3	3.6	175	825	.6	4.6	135	534	.5	4.8	50	240	.2	3.9
KVVS-FM																				
SP '02	11	13		.6	1	11			3	20		.1	15	24	.1	.5	13	24		1.0
4-Book	4	9		.2	1	10			4	18		.1	5	11		.2	5	17		.3
KJLH-FM																				
SP '02	51	189	.2	2.9	151	360	.5	6.4	205	571	.7	5.3	161	332	.6	5.8	44	150	.2	3.4
4-Book	57	195	.2	3.2	113	319	.4	5.0	184	513	.6	4.9	172	358	.6	6.2	38	113	.2	3.0
KKBT-FM																				
SP '02	52	226	.2	2.9	34	171	.1	1.4	52	232	.2	1.3	33	171	.1	1.2	31	99	.1	2.4
4-Book	71	260	.3	3.9	65	213	.2	2.8	76	269	.3	2.0	55	215	.2	2.0	50	161	.2	3.9
KKLA-FM																				
SP '02	9	32		.5	4	12		.2	11	74		.3	8	30		.3	12	31		.9
4-Book	5	27		.3	12	38		.6	16	67	.1	.4	6	23		.2	7	26		.6

** Station(s) not reported this survey.

* Listener estimates adjusted for reported broadcast schedule.

+ Station(s) changed call letters - see Page 13.

4-Book: Avg. of current and previous 3 surveys.
2-Book: Avg. of most recent 2 surveys.

Target Listener Trends

Women 35-64																			
Monday-Sunday 6AM-MID				Monday-Friday 6AM-10AM				Monday-Friday 10AM-3PM				Monday-Friday 3PM-7PM				Monday-Friday 7PM-MID			
AQH (00)	Cume (00)	AQH Rtg	AQH Shr	AQH (00)	Cume (00)	AQH Rtg	AQH Shr	AQH (00)	Cume (00)	AQH Rtg	AQH Shr	AQH (00)	Cume (00)	AQH Rtg	AQH Shr	AQH (00)	Cume (00)	AQH Rtg	AQH Shr
KRLA-AM																			
SP '02	20	494	.1	.5	19	196	.1	.3	42	340	.2	.8	23	177	.1	.5	7	99	.5
WI '02	22	582	.1	.6	28	280	.1	.5	46	394	.2	.9	38	274	.2	.9	6	49	.4
FA '01	26	657	.1	.7	34	276	.1	.6	35	273	.1	.6	51	315	.2	1.1	9	54	.6
SU '01	31	670	.1	.8	61	390	.3	1.0	68	455	.3	1.1	25	241	.1	.5	7	78	.4
4-Book	25	601	.1	.7	36	286	.2	.6	48	366	.2	.9	34	252	.2	.8	7	70	.5
SP '01	40	720	.2	1.0	79	440	.3	1.3	72	429	.3	1.2	39	209	.2	.8	17	141	1.1
+KRLH-AM																			
SP '02	**	**	**	**	**	**	**	**	**	**	**	**	**	**	**	**	**	**	**
WI '02	**	**	**	**	**	**	**	**	**	**	**	**	**	**	**	**	**	**	**
FA '01	**	**	**	**	**	**	**	**	**	**	**	**	**	**	**	**	**	**	**
SU '01	**	**	**	**	**	**	**	**	**	**	**	**	**	**	**	**	**	**	**
4-Book	**	**	**	**	**	**	**	**	**	**	**	**	**	**	**	**	**	**	**
SP '01	**	**	**	**	**	**	**	**	**	**	**	**	**	**	**	**	**	**	**
KROQ-FM																			
SP '02	53	1398	.2	1.4	86	725	.4	1.4	62	598	.3	1.1	74	726	.3	1.6	16	390	1.1
WI '02	56	1464	.2	1.5	96	881	.4	1.7	58	572	.2	1.1	87	814	.4	2.0	17	304	1.1
FA '01	64	1373	.3	1.7	114	812	.5	1.9	77	729	.3	1.4	71	820	.3	1.5	26	444	1.1
SU '01	49	1533	.2	1.2	113	776	.5	1.9	44	743	.2	.7	48	768	.2	1.0	24	405	1.1
4-Book	56	1442	.2	1.5	102	799	.5	1.7	60	661	.3	1.1	70	782	.3	1.5	21	386	1.1
SP '01	63	1463	.3	1.6	101	737	.4	1.7	83	669	.3	1.4	89	789	.4	1.9	24	294	1.1
KRTH-FM																			
SP '02	162	3869	.7	4.2	196	1898	.8	3.2	262	1922	1.1	4.7	182	1783	.8	4.0	68	1004	3.3
WI '02	162	3785	.7	4.4	226	1738	1.0	4.0	243	1957	1.0	4.6	222	2044	1.0	5.0	63	874	3.3
FA '01	187	4080	.8	4.9	253	1945	1.1	4.1	332	2090	1.4	6.0	242	2187	1.0	5.2	68	941	3.3
SU '01	206	4322	.8	5.2	237	2038	1.0	4.0	341	2297	1.4	5.6	261	2255	1.1	5.5	76	908	3.3
4-Book	179	4014	.8	4.7	228	1905	1.0	3.8	295	2067	1.2	5.2	227	2067	1.0	4.9	69	932	3.3
SP '01	226	4447	.9	5.7	248	2102	1.0	4.1	406	2393	1.7	7.0	319	2658	1.3	6.6	77	1045	3.3
KSCA-FM																			
SP '02	183	1658	.8	4.8	496	1235	2.1	8.0	202	1115	.9	3.6	107	585	.5	2.3	41	406	2.2
WI '02	161	1461	.7	4.4	407	982	1.7	7.2	227	1008	1.0	4.3	87	572	.4	2.0	23	308	1.1
FA '01	177	1524	.7	4.6	478	1185	2.0	7.8	226	1062	.9	4.1	73	474	.3	1.6	34	286	1.1
SU '01	150	1620	.6	3.8	462	1249	1.9	7.8	174	1054	.7	2.9	79	639	.3	1.7	14	204	1.1
4-Book	168	1566	.7	4.4	461	1163	1.9	7.7	207	1060	.9	3.7	87	568	.4	1.9	28	301	1.1
SP '01	195	1704	.8	4.9	479	1271	2.0	8.0	293	1165	1.2	5.1	116	601	.5	2.4	45	353	2.2
KSPN-AM																			
SP '02	7	186	.2	.2	1	45	.1	.1	3	45	.1	.1	30	91	.1	.7	2	36	.2
WI '02	**	**	**	**	**	**	**	**	**	**	**	**	**	**	**	**	**	**	**
FA '01	**	**	**	**	**	**	**	**	**	**	**	**	**	**	**	**	**	**	**
SU '01	**	**	**	**	**	**	**	**	**	**	**	**	**	**	**	**	**	**	**
4-Book	**	**	**	**	**	**	**	**	**	**	**	**	**	**	**	**	**	**	**
SP '01	**	**	**	**	**	**	**	**	**	**	**	**	**	**	**	**	**	**	**
KSSC-FM																			
SP '02	6	163	.2	.2	4	44	.1	.1	6	56	.1	.1	8	63	.2	.2	7	56	.5
WI '02	3	134	.1	.1	4	49	.1	.1	1	40	.1	.1	7	70	.2	.2	1	26	.1
FA '01	6	99	.2	.2	15	64	.1	.2	14	38	.1	.3	4	47	.1	.1	1	20	.1
SU '01	5	275	.1	.1	6	86	.1	.1	5	62	.1	.1	3	59	.1	.1	3	102	.2
4-Book	5	168	.2	.2	7	61	.1	.1	7	49	.1	.1	6	60	.2	.2	3	51	.2
SP '01	1	117	.2	.2	2	26	.1	.1	1	25	.1	.1	1	25	.1	.1	1	12	.1
KSSE-FM																			
SP '02	21	583	.1	.5	28	263	.1	.5	35	313	.2	.6	20	244	.1	.4	9	89	.7
WI '02	18	454	.1	.5	24	195	.1	.4	22	167	.1	.4	22	238	.1	.5	2	50	.1
FA '01	28	569	.1	.7	34	248	.1	.6	64	350	.3	1.2	37	337	.2	.8	2	70	.1
SU '01	32	752	.1	.8	53	329	.2	.9	42	397	.2	.7	42	310	.2	.9	14	230	1.1
4-Book	25	590	.1	.6	35	259	.1	.6	41	307	.2	.7	30	282	.2	.7	7	110	.5
SP '01	27	683	.1	.7	41	298	.2	.7	41	360	.2	.7	32	283	.1	.7	8	180	.5

** Station(s) not reported this survey.

* Listener estimates adjusted for reported broadcast schedule.

+ Station(s) changed call letters - see Page 13.

4-Book: Avg. of current and previous 3 surveys.
2-Book: Avg. of most recent 2 surveys.

Target Listener Trends

Women 35-64

	Monday-Sunday 6AM-MID				Monday-Friday 6AM-10AM				Monday-Friday 10AM-3PM				Monday-Friday 3PM-7PM				Monday-Friday 7PM-MID			
	AQH (00)	Cume (00)	AQH Rtg	AQH Shr	AQH (00)	Cume (00)	AQH Rtg	AQH Shr	AQH (00)	Cume (00)	AQH Rtg	AQH Shr	AQH (00)	Cume (00)	AQH Rtg	AQH Shr	AQH (00)	Cume (00)	AQH Rtg	AQH Shr
KZLA-FM																				
SP '02	132	2288	.6	3.4	220	1499	.9	3.6	171	1222	.7	3.1	172	1534	.7	3.8	50	591	.2	3.8
W1 '02	91	1789	.4	2.5	129	1023	.6	2.3	116	1028	.5	2.2	133	1217	.6	3.0	28	509	.1	2.1
FA '01	142	2111	.6	3.7	191	1203	.8	3.1	220	1193	.9	4.0	215	1490	.9	4.6	41	660	.2	2.8
SU '01	140	2118	.6	3.5	222	1225	.9	3.8	183	1178	.8	3.0	189	1301	.8	4.0	44	571	.2	2.8
4-Book	126	2077	.6	3.3	191	1238	.8	3.2	173	1155	.7	3.1	177	1386	.8	3.9	41	583	.2	2.9
SP '01	147	2364	.6	3.7	190	1264	.8	3.2	215	1350	.9	3.7	191	1500	.8	4.0	51	623	.2	3.3
KGGI-FM																				
SP '02	17	308	.1	.4	17	131	.1	.3	22	119	.1	.4	22	155	.1	.5	7	96		.5
W1 '02	5	246		.1	8	120		.1	6	82		.1	3	60		.1	1	34		.1
FA '01	**	**	**	**	**	**	**	**	**	**	**	**	**	**	**	**	**	**	**	**
SU '01	7	301		.2	5	58		.1	17	186	.1	.3	8	98		.2	1	35		.1
4-Book	**	**	**	**	**	**	**	**	**	**	**	**	**	**	**	**	**	**	**	**
SP '01	**	**	**	**	**	**	**	**	**	**	**	**	**	**	**	**	**	**	**	**
XTRA-AM																				
SP '02	7	131		.2	10	37		.2	20	70	.1	.4	8	59		.2	1	13		.1
W1 '02	1	124			1	24							2	74				12		
FA '01	3	231		.1	5	34		.1	3	52		.1	2	65			1	34		.1
SU '01	4	203		.1	5	53		.1	5	53		.1	8	86		.2		15		
4-Book	4	172		.1	5	37		.1	7	44		.2	5	71		.1	1	19		.1
SP '01	6	223		.2	5	44		.1	2	55			6	96		.1		11		
TOTALS																				
SP '02	3835	22307	16.5		6166	19619	26.5		5578	17959	24.0		4563	18614	19.6		1315	10741	5.6	
W1 '02	3641	22062	15.6		5630	19558	24.2		5269	17607	22.6		4433	18310	19.0		1365	10449	5.9	
FA '01	3851	23075	16.0		6127	20310	25.5		5552	18601	23.1		4681	19500	19.5		1443	11089	6.0	
SU '01	3985	23062	16.4		5891	20106	24.2		6064	18764	24.9		4713	19185	19.4		1587	11707	6.5	
4-Book	3828	22627	16.1		5954	19898	25.1		5616	18233	23.7		4598	18902	19.4		1428	10997	6.0	
SP '01	3967	23295	16.3		5976	20380	24.5		5769	18552	23.7		4801	19484	19.7		1541	11188	6.3	

** Station(s) not reported this survey.

* Listener estimates adjusted for reported broadcast schedule.

+ Station(s) changed call letters - see Page 13.

4-Book: Avg. of current and previous 3 surveys.
2-Book: Avg. of most recent 2 surveys.

Target Listener Estimates

Women 35-64

Target Listener Estimates - Women 35-64

	Monday-Friday 6AM-7PM				Weekend 6AM-MID				Saturday 6AM-10AM				Saturday 10AM-3PM				Saturday 3PM-7PM			
	AQH (00)	Cume (00)	AQH Rtg	AQH Shr	AQH (00)	Cume (00)	AQH Rtg	AQH Shr	AQH (00)	Cume (00)	AQH Rtg	AQH Shr	AQH (00)	Cume (00)	AQH Rtg	AQH Shr	AQH (00)	Cume (00)	AQH Rtg	AQH Shr
KABC-AM																				
SP '02	118	1138	.5	2.2	42	512	.2	1.6	91	225	.4	2.7	48	187	.2	1.0	46	138	.2	1.5
4-Book	111	1240	.5	2.1	41	518	.2	1.6	78	223	.4	2.4	51	194	.2	1.1	39	132	.2	1.3
KBIG-FM																				
SP '02	204	2270	.9	3.7	63	1081	.3	2.4	72	270	.3	2.1	109	451	.5	2.3	63	245	.3	2.0
4-Book	211	2140	.9	3.9	72	1144	.3	2.7	80	280	.4	2.4	137	470	.6	3.0	87	335	.4	2.9
KBLA-AM																				
SP '02	45	292	.2	.8	9	110		.3	3	12		.1	39	75	.2	.8	2	10		.1
4-Book	39	290	.2	.7	11	120		.4	13	29	.1	.4	24	46	.1	.5	14	35	.1	.5
KBUA-FM																				
SP '02	21	170	.1	.4	13	102	.1	.5	32	70	.1	.9	29	57	.1	.6	21	35	.1	.7
4-Book	18	167	.1	.4	7	77		.3	15	39		.4	16	41	.1	.3	7	15		.2
KBUE-FM																				
SP '02	77	642	.3	1.4	37	315	.2	1.4	39	90	.2	1.1	56	127	.2	1.2	33	80	.1	1.1
4-Book	74	656	.3	1.4	50	394	.2	1.9	70	140	.3	2.1	77	169	.3	1.7	57	139	.3	1.9
KCBS-FM																				
SP '02	168	2118	.7	3.1	84	1219	.4	3.2	52	276	.2	1.5	150	562	.6	3.2	128	404	.5	4.1
4-Book	125	1875	.5	2.3	66	1153	.3	2.5	50	243	.2	1.5	134	510	.6	3.0	88	319	.4	2.9
KDIS-AM																				
SP '02	25	736	.1	.5	16	357	.1	.6	15	55	.1	.4	34	140	.1	.7	24	96	.1	.8
4-Book	**	**	**	**	**	**	**	**	**	**	**	**	**	**	**	**	**	**	**	**
KFI -AM																				
SP '02	324	2647	1.4	5.9	107	1124	.5	4.0	186	511	.8	5.4	188	561	.8	4.0	99	314	.4	3.2
4-Book	292	2583	1.2	5.4	91	1116	.4	3.5	189	519	.8	5.7	151	508	.7	3.4	76	218	.3	2.5
KFSH-FM																				
SP '02	44	599	.2	.8	27	470	.1	1.0	54	177	.2	1.6	37	177	.2	.8	41	172	.2	1.3
4-Book	56	602	.3	1.1	29	432	.1	1.1	27	110	.1	.8	48	192	.2	1.1	39	168	.2	1.3
KFWB-AM																				
SP '02	77	1563	.3	1.4	36	962	.2	1.4	69	322	.3	2.0	28	201	.1	.6	43	261	.2	1.4
4-Book	93	2018	.4	1.7	38	896	.2	1.5	83	318	.4	2.5	39	221	.1	.9	35	192	.1	1.2
+KHHT-FM																				
SP '02	130	1544	.6	2.4	77	926	.3	2.9	74	216	.3	2.2	138	435	.6	2.9	94	255	.4	3.0
4-Book	159	1649	.7	3.0	87	980	.4	3.3	89	266	.4	2.7	149	441	.7	3.3	112	322	.5	3.7
KHJ -AM																				
SP '02	56	493	.2	1.0	31	234	.1	1.2	33	61	.1	1.0	44	87	.2	.9	40	71	.2	1.3
4-Book	43	436	.2	.8	32	265	.1	1.2	46	125	.2	1.4	54	113	.3	1.2	36	80	.2	1.2
KIIS-FM																				
SP '02	148	2437	.6	2.7	71	1450	.3	2.7	77	319	.3	2.3	136	591	.6	2.9	105	305	.5	3.4
4-Book	162	2596	.7	3.0	81	1447	.3	3.1	83	354	.4	2.5	151	635	.7	3.4	111	398	.5	3.7
KVVS-FM																				
SP '02	13	162	.1	.2	2	44		.1					4	33		.1				
4-Book	5	89		.1	2	46		.1	2	8		.1	5	20		.1	2	8		.1
KJLH-FM																				
SP '02	99	861	.4	1.8	95	847	.4	3.6	59	169	.3	1.7	101	276	.4	2.1	97	224	.4	3.1
4-Book	95	926	.4	1.7	93	839	.4	3.5	62	183	.3	1.8	104	297	.5	2.3	91	230	.4	3.0
KKBT-FM																				
SP '02	196	1556	.8	3.6	43	685	.2	1.6	83	271	.4	2.4	95	293	.4	2.0	42	190	.2	1.4
4-Book	154	1406	.7	2.9	48	701	.2	1.8	69	215	.3	2.1	94	286	.4	2.1	62	198	.3	2.1
KKLA-FM																				
SP '02	47	641	.2	.9	10	190		.4	7	30		.2	7	41		.1	3	14		.1
4-Book	51	592	.2	1.0	12	225		.5	11	43	.1	.4	15	58	.1	.3	7	35		.2

** Station(s) not reported this survey.

* Listener estimates adjusted for reported broadcast schedule.

+ Station(s) changed call letters - see Page 13.

4-Book: Avg. of current and previous 3 surveys.
2-Book: Avg. of most recent 2 surveys.

Target Listener Estimates

Women 35-64																				
Monday-Friday 6AM-7PM				Weekend 6AM-MID				Saturday 6AM-10AM				Saturday 10AM-3PM				Saturday 3PM-7PM				
AQH (00)	Cume (00)	AQH Rtg	AQH Shr	AQH (00)	Cume (00)	AQH Rtg	AQH Shr	AQH (00)	Cume (00)	AQH Rtg	AQH Shr	AQH (00)	Cume (00)	AQH Rtg	AQH Shr	AQH (00)	Cume (00)	AQH Rtg	AQH Shr	
KLAC-AM																				
SP '02	52	854	.2	1.0	16	359	.1	.6	4	18	.1	.4	40	134	.2	.8	18	72	.1	.6
4-Book	42	713	.2	.8	12	229	.1	.5	13	48	.1	.4	19	68	.1	.4	12	45	.1	.4
KLAX-FM																				
SP '02	68	916	.3	1.2	36	384	.2	1.4	40	125	.2	1.2	78	191	.3	1.7	24	70	.1	.8
4-Book	94	1007	.4	1.8	62	583	.3	2.4	65	176	.3	2.0	124	303	.5	2.8	70	173	.3	2.3
KLOS-FM																				
SP '02	102	1476	.4	1.9	41	685	.2	1.5	24	138	.1	.7	85	259	.4	1.8	71	232	.3	2.3
4-Book	101	1471	.4	1.9	39	725	.2	1.5	27	143	.1	.8	73	270	.3	1.6	65	248	.3	2.1
KLSX-FM																				
SP '02	68	762	.3	1.2	14	319	.1	.5	12	59	.1	.4	4	40	.1	.1	8	34	.1	.3
4-Book	89	932	.4	1.6	18	352	.1	.7	11	56	.1	.4	18	88	.1	.4	15	74	.1	.6
KLTX-AM																				
SP '02	80	320	.3	1.5	40	235	.2	1.5	94	162	.4	2.7	61	146	.3	1.3	31	82	.1	1.0
4-Book	57	222	.3	1.1	32	177	.1	1.2	52	108	.2	1.5	46	92	.2	1.1	33	66	.1	1.1
KLVE-FM																				
SP '02	269	2224	1.2	4.9	129	1267	.6	4.9	197	534	.8	5.8	212	620	.9	4.5	113	306	.5	3.6
4-Book	246	2132	1.1	4.5	128	1254	.6	4.9	191	523	.8	5.8	214	540	.9	4.8	138	385	.6	4.5
KLYY-FM																				
SP '02	39	629	.2	.7	29	313	.1	1.1	20	65	.1	.6	45	129	.2	1.0	33	108	.1	1.1
4-Book	41	576	.2	.8	26	314	.1	1.0	22	72	.1	.7	34	118	.2	.8	31	100	.1	1.0
KMXN-FM																				
SP '02	11	229	.1	.2	8	135	.1	.3	9	37	.1	.3	14	41	.1	.3	10	43	.1	.3
4-Book	**	**	**	**	**	**	**	**	**	**	**	**	**	**	**	**	**	**	**	**
KMZT-FM																				
SP '02	109	1096	.5	2.0	46	575	.2	1.7	42	126	.2	1.2	84	233	.4	1.8	38	171	.2	1.2
4-Book	115	1275	.5	2.1	66	791	.3	2.5	56	217	.2	1.7	109	354	.5	2.5	75	259	.4	2.4
KNX -AM																				
SP '02	102	1883	.4	1.9	35	797	.2	1.3	78	320	.3	2.3	75	297	.3	1.6	28	174	.1	.9
4-Book	94	1804	.4	1.7	36	828	.2	1.4	63	283	.3	1.9	56	264	.2	1.2	33	179	.1	1.1
KOST-FM																				
SP '02	317	3105	1.4	5.8	159	1956	.7	6.0	151	496	.6	4.4	323	838	1.4	6.8	160	526	.7	5.2
4-Book	347	3260	1.5	6.5	157	1915	.7	6.0	180	550	.8	5.5	266	774	1.2	5.9	172	542	.7	5.7
KPLS-AM																				
SP '02	28	247	.1	.5	5	80	.1	.2	**	**	**	**	**	**	**	**	6	15	.1	.2
4-Book	**	**	**	**	**	**	**	**	**	**	**	**	**	**	**	**	**	**	**	**
KPWR-FM																				
SP '02	43	757	.2	.8	35	536	.2	1.3	54	159	.2	1.6	68	226	.3	1.4	45	156	.2	1.5
4-Book	47	857	.2	.9	31	468	.2	1.2	37	110	.2	1.1	55	184	.2	1.2	45	165	.2	1.5
KRCD-FM																				
SP '02	106	714	.5	1.9	70	506	.3	2.6	72	200	.3	2.1	106	289	.5	2.2	82	217	.4	2.6
4-Book	55	445	.3	1.0	33	296	.2	1.3	33	100	.2	1.0	68	169	.3	1.5	39	105	.2	1.3
KRCV-FM																				
SP '02	45	407	.2	.8	38	340	.2	1.4	41	107	.2	1.2	81	166	.3	1.7	48	130	.2	1.5
4-Book	47	378	.2	.9	33	291	.2	1.2	34	81	.2	1.0	60	134	.2	1.3	45	109	.2	1.4
KRLA-AM																				
SP '02	29	413	.1	.5	14	140	.1	.5	5	24	.1	.3	22	36	.1	.5	18	63	.1	.6
4-Book	40	519	.2	.7	10	158	.1	.4	10	48	.1	.3	16	29	.1	.4	17	51	.1	.6
+KRLH-AM																				
SP '02	**	**	**	**	**	**	**	**	**	**	**	**	**	**	**	**	**	**	**	**
4-Book	**	**	**	**	**	**	**	**	**	**	**	**	**	**	**	**	**	**	**	**

** Station(s) not reported this survey.

* Listener estimates adjusted for reported broadcast schedule.

+ Station(s) changed call letters - see Page 13.

4-Book: Avg. of current and previous 3 surveys.
2-Book: Avg. of most recent 2 surveys.

Target Listener Estimates

Women 35-64

Target Listener Estimates - Women 35-64

	Monday-Friday 6AM-7PM				Weekend 6AM-MID				Saturday 6AM-10AM				Saturday 10AM-3PM				Saturday 3PM-7PM			
	AQH (00)	Cume (00)	AQH Rtg	AQH Shr	AQH (00)	Cume (00)	AQH Rtg	AQH Shr	AQH (00)	Cume (00)	AQH Rtg	AQH Shr	AQH (00)	Cume (00)	AQH Rtg	AQH Shr	AQH (00)	Cume (00)	AQH Rtg	AQH Shr
KROQ-FM																				
SP '02	73	1139	.3	1.3	43	729	.2	1.6	55	214	.2	1.6	82	343	.4	1.7	68	257	.3	2.2
4-Book	77	1247	.3	1.4	42	710	.2	1.6	40	179	.2	1.2	76	328	.3	1.7	66	260	.3	2.2
KRTH-FM																				
SP '02	217	3195	.9	4.0	127	1889	.5	4.8	160	573	.7	4.7	286	958	1.2	6.1	163	472	.7	5.3
4-Book	253	3324	1.1	4.7	123	1982	.5	4.6	131	532	.6	3.9	248	862	1.0	5.5	155	556	.7	5.1
KSCA-FM																				
SP '02	263	1503	1.1	4.8	138	1065	.6	5.2	437	731	1.9	12.8	215	583	.9	4.6	111	286	.5	3.6
4-Book	248	1429	1.1	4.6	120	976	.5	4.6	391	648	1.7	11.7	175	500	.7	3.9	72	221	.3	2.4
KSPN-AM																				
SP '02	11	128	.2	.2	3	90	.1	.1					4	46	.1	.1	2	12	.1	.1
4-Book	**	**	**	**	**	**	**	**	**	**	**	**	**	**	**	**	**	**	**	**
KSSC-FM																				
SP '02	6	94	.1	.1	4	92	.2	.2	6	12	.2	.2	9	65	.2	.2	5	14	.2	.2
4-Book	6	118	.1	.1	3	76	.1	.1	6	13	.2	.2	5	30	.1	.1	4	14	.1	.1
KSSE-FM																				
SP '02	28	468	.1	.5	14	229	.1	.5	6	39	.2	.2	31	91	.1	.7	5	37	.2	.2
4-Book	36	494	.2	.6	16	245	.1	.6	16	54	.1	.5	36	117	.1	.8	25	62	.1	.8
KTNO-AM																				
SP '02	27	246	.1	.5	14	215	.1	.5	33	42	.1	1.0	27	78	.1	.6	12	41	.1	.4
4-Book	39	337	.2	.7	17	231	.1	.7	23	49	.1	.7	27	75	.1	.6	13	38	.1	.4
KTWV-FM																				
SP '02	288	2418	1.2	5.3	156	1725	.7	5.9	160	431	.7	4.7	291	812	1.3	6.2	241	707	1.0	7.8
4-Book	317	2610	1.3	5.9	147	1669	.6	5.6	143	437	.6	4.3	281	749	1.2	6.2	192	567	.8	6.3
KWIZ-FM																				
SP '02	22	264	.1	.4	25	191	.1	.9	27	76	.1	.8	48	94	.2	1.0	16	42	.1	.5
4-Book	18	190	.1	.3	12	123	.5	.5	14	38	.1	.4	25	49	.1	.5	10	34	.1	.3
KWKV-AM																				
SP '02	44	297	.2	.8	16	156	.1	.6	57	89	.2	1.7	19	74	.1	.4	6	12	.2	.2
4-Book	50	303	.2	.9	16	159	.1	.6	42	77	.2	1.3	27	84	.1	.6	12	46	.1	.4
KWVE-FM																				
SP '02	53	712	.2	1.0	15	296	.1	.6	27	99	.1	.8	20	86	.1	.4	25	49	.1	.8
4-Book	39	577	.2	.7	19	293	.1	.7	19	84	.1	.6	23	93	.1	.5	20	71	.1	.7
KXDL-FM																				
SP '02	106	1184	.5	1.9	58	677	.2	2.2	59	162	.3	1.7	116	353	.5	2.5	69	238	.3	2.2
4-Book	116	1070	.5	2.1	69	623	.3	2.6	70	178	.3	2.1	129	315	.6	2.9	66	195	.3	2.2
KXTA-AM																				
SP '02	10	217	.2	.2	7	158	.3	.3	4	31	.1	.1	5	46	.1	.1	11	44	.4	.4
4-Book	6	145	.1	.1	5	117	.2	.2	1	12			8	29	.2	.2	6	35	.2	.2
KYSR-FM																				
SP '02	146	1919	.6	2.7	40	908	.2	1.5	35	207	.2	1.0	72	386	.3	1.5	53	284	.2	1.7
4-Book	150	1973	.6	2.8	57	1037	.3	2.1	57	243	.3	1.7	103	457	.4	2.3	84	367	.4	2.7
KZLA-FM																				
SP '02	186	2162	.8	3.4	92	1226	.4	3.5	76	361	.3	2.2	163	586	.7	3.5	125	387	.5	4.0
4-Book	180	1873	.8	3.3	90	1152	.4	3.4	103	425	.5	3.1	169	571	.7	3.7	105	348	.5	3.4
KGGI-FM																				
SP '02	21	264	.1	.4	17	141	.1	.6	12	54	.1	.4	26	84	.1	.6	33	75	.1	1.1
4-Book	**	**	**	**	**	**	**	**	**	**	**	**	**	**	**	**	**	**	**	**
XTRA-AM																				
SP '02	13	118	.1	.2		15							1	15				6		
4-Book	6	118	.1	.1	2	68	.1	.1	5	24	.2	.2	3	16	.1	.1	1	6	.1	.1
TOTALS																				
SP '02	5447	21969	23.4		2658	18228	11.4		3421	9008	14.7		4721	11765	20.3		3100	8420	13.3	
4-Book	5406	22250	22.8		2637	18131	11.1		3325	8763	14.0		4520	11439	19.1		3046	8312	12.8	

** Station(s) not reported this survey.

* Listener estimates adjusted for reported broadcast schedule.

+ Station(s) changed call letters - see Page 13.

4-Book: Avg. of current and previous 3 surveys.
2-Book: Avg. of most recent 2 surveys.

Target Listener Estimates

Women 35-64																					
Saturday 7PM-MID				Sunday 6AM-10AM				Sunday 10AM-3PM				Sunday 3PM-7PM				Sunday 7PM-MID					
AQH (00)	Cume (00)	AQH Rtg	AQH Shr	AQH (00)	Cume (00)	AQH Rtg	AQH Shr	AQH (00)	Cume (00)	AQH Rtg	AQH Shr	AQH (00)	Cume (00)	AQH Rtg	AQH Shr	AQH (00)	Cume (00)	AQH Rtg	AQH Shr		
KABC-AM																					
SP '02	42	112	.2	3.3	42	166	.2	1.9	33	127	.1	1.0	18	76	.1	.7	24	59	.1	2.4	
4-Book	24	92	.1	1.8	50	133	.2	2.2	48	168	.2	1.5	27	109	.1	1.1	15	50	.1	1.5	
KBIG-FM																					
SP '02	58	212	.2	4.6	46	163	.2	2.1	110	433	.5	3.4	30	136	.1	1.2	6	77		.6	
4-Book	74	243	.3	5.5	43	175	.2	1.9	93	415	.4	2.8	43	191	.2	1.8	15	75	.1	1.4	
KBLA-AM																					
SP '02									14	14	.1	.4	2	10		.1	3	14		.3	
4-Book	5	12		.4	7	18		.3	9	25	.1	.3	9	26		.4	9	16		.8	
KBUA-FM																					
SP '02	3	11		.2	4	12		.2	16	34	.1	.5									
4-Book	1	3		.1	3	14		.2	9	26	.1	.3	4	11		.2					
KBUE-FM																					
SP '02	15	51	.1	1.2	44	101	.2	2.0	51	114	.2	1.6	46	116	.2	1.9	12	37	.1	1.2	
4-Book	16	61	.1	1.2	57	117	.2	2.5	59	155	.2	1.8	44	120	.2	1.8	21	64	.1	1.9	
KCBS-FM																					
SP '02	38	160	.2	3.0	50	236	.2	2.3	92	385	.4	2.8	129	345	.6	5.2	39	146	.2	3.9	
4-Book	29	139	.1	2.2	29	166	.1	1.3	93	389	.4	2.8	83	285	.4	3.4	22	108	.1	2.1	
KDIS-AM																					
SP '02	5	25		.4	9	25		.4	14	66	.1	.4	22	105	.1	.9	4	27		.4	
4-Book	**	**	**	**	**	**	**	**	**	**	**	**	**	**	**	**	**	**	**	**	**
KFI -AM																					
SP '02	29	94	.1	2.3	87	295	.4	4.0	149	392	.6	4.6	79	220	.3	3.2	44	140	.2	4.4	
4-Book	29	113	.1	2.2	90	308	.4	4.1	109	363	.5	3.4	51	157	.2	2.1	39	115	.2	3.7	
KFSH-FM																					
SP '02	9	55		.7	17	135	.1	.8	28	129	.1	.9	23	94	.1	.9	14	65		1.4	
4-Book	13	63		1.0	29	147	.1	1.3	33	169	.1	1.0	33	122	.1	1.4	9	57		.9	
KFWB-AM																					
SP '02	26	123	.1	2.1	40	225	.2	1.9	34	243	.1	1.1	36	204	.2	1.5	18	108	.1	1.8	
4-Book	19	86	.1	1.5	44	214	.2	2.0	42	261	.2	1.3	36	178	.2	1.5	12	82		1.2	
+KHHT-FM																					
SP '02	47	161	.2	3.7	41	157	.2	1.9	73	264	.3	2.3	74	255	.3	3.0	72	170	.3	7.3	
4-Book	56	176	.2	4.2	57	176	.3	2.5	88	299	.4	2.7	81	252	.4	3.3	65	154	.3	6.4	
KHJ -AM																					
SP '02	12	30	.1	1.0	25	78	.1	1.2	39	100	.2	1.2	42	112	.2	1.7	14	72	.1	1.4	
4-Book	16	45	.1	1.2	22	51	.1	1.0	33	83	.2	1.0	36	80	.2	1.5	12	51	.1	1.2	
KIIS-FM																					
SP '02	39	177	.2	3.1	36	167	.2	1.7	86	457	.4	2.7	55	256	.2	2.2	30	152	.1	3.0	
4-Book	46	195	.2	3.5	45	206	.2	2.0	98	497	.4	3.0	79	307	.3	3.3	32	152	.1	3.0	
KVVS-FM																					
SP '02					1	11			3	20		.1	8	11		.3	2	11		.2	
4-Book	1	6		.1	1	5			4	13		.1	3	8		.1	2	10		.2	
KJLH-FM																					
SP '02	27	106	.1	2.1	123	323	.5	5.7	190	498	.8	5.9	145	305	.6	5.9	28	91	.1	2.8	
4-Book	46	148	.2	3.4	105	297	.5	4.7	166	426	.7	5.1	144	306	.6	6.0	29	86	.1	2.8	
KKBT-FM																					
SP '02	20	128	.1	1.6	30	114	.1	1.4	41	160	.2	1.3	25	126	.1	1.0	9	31		.9	
4-Book	23	100	.1	1.7	47	142	.2	2.1	39	148	.2	1.2	29	109	.1	1.2	25	68	.1	2.4	
KKLA-FM																					
SP '02	14	45	.1	1.1	15	55	.1	.7	19	88	.1	.6	8	30		.3	8	13		.8	
4-Book	7	37		.5	18	69	.1	.8	18	75	.1	.5	10	40		.4	10	35		1.0	

** Station(s) not reported this survey.

* Listener estimates adjusted for reported broadcast schedule.

+ Station(s) changed call letters - see Page 13.

4-Book: Avg. of current and previous 3 surveys.
2-Book: Avg. of most recent 2 surveys.

Target Listener Estimates

Women 35-64

Target Listener Estimates - Women 35-64

	Saturday 7PM-MID				Sunday 6AM-10AM				Sunday 10AM-3PM				Sunday 3PM-7PM				Sunday 7PM-MID			
	AQH (00)	Cume (00)	AQH Rtg	AQH Shr	AQH (00)	Cume (00)	AQH Rtg	AQH Shr	AQH (00)	Cume (00)	AQH Rtg	AQH Shr	AQH (00)	Cume (00)	AQH Rtg	AQH Shr	AQH (00)	Cume (00)	AQH Rtg	AQH Shr
KLAC-AM																				
SP '02	1	12		.1					9	63		.3	43	142	.2	1.7	13	68	.1	1.3
4-Book	8	33		.6	4	11		.2	9	40		.3	18	67	.1	.7	11	49	.1	1.0
KLAX-FM																				
SP '02	4	24		.3	24	73	.1	1.1	72	168	.3	2.2	25	90	.1	1.0	12	36	.1	1.2
4-Book	32	101	.2	2.3	35	103	.2	1.6	96	244	.4	2.9	43	130	.2	1.8	26	67	.1	2.5
KLOS-FM																				
SP '02	9	58		.7	33	81	.1	1.5	61	263	.3	1.9	47	140	.2	1.9	2	27		.2
4-Book	14	107	.1	1.0	24	104	.1	1.1	54	240	.3	1.7	42	168	.2	1.8	14	100	.1	1.4
KLSX-FM																				
SP '02	2	11		.2	41	132	.2	1.9	40	150	.2	1.2	8	36		.3	2	15		.2
4-Book	4	31		.3	35	130	.2	1.6	47	161	.2	1.5	15	59	.1	.6	3	25		.3
KLTX-AM																				
SP '02	19	64	.1	1.5	70	159	.3	3.2	26	86	.1	.8	28	75	.1	1.1	5	24		.5
4-Book	19	56	.1	1.4	45	104	.2	2.0	28	60	.1	.9	22	49	.1	.9	13	37	.1	1.3
KLVE-FM																				
SP '02	59	202	.3	4.7	150	367	.6	7.0	164	498	.7	5.1	123	226	.5	5.0	26	86	.1	2.6
4-Book	77	222	.3	5.8	117	303	.5	5.3	157	440	.7	4.8	106	255	.4	4.4	35	124	.2	3.4
KLYY-FM																				
SP '02	8	36		.6	10	50		.5	43	111	.2	1.3	52	110	.2	2.1	18	59	.1	1.8
4-Book	13	49	.1	.9	14	51	.1	.7	41	120	.2	1.2	31	83	.1	1.3	19	53	.1	1.7
KMXN-FM																				
SP '02	4	14		.3					9	42		.3	13	55	.1	.5	5	14		.5
4-Book	**	**	**	**	**	**	**	**	**	**	**	**	**	**	**	**	**	**	**	**
KMZT-FM																				
SP '02	12	77	.1	1.0	26	100	.1	1.2	81	210	.3	2.5	54	155	.2	2.2	23	90	.1	2.3
4-Book	34	137	.2	2.5	53	180	.2	2.4	99	293	.4	3.0	71	191	.3	3.0	29	107	.1	2.7
KNX -AM																				
SP '02	15	95	.1	1.2	40	134	.2	1.9	19	152	.1	.6	23	144	.1	.9	8	38		.8
4-Book	16	85	.1	1.2	47	191	.2	2.2	32	181	.2	1.0	23	118	.1	1.0	25	125	.1	2.4
KOST-FM																				
SP '02	100	470	.4	7.9	130	454	.6	6.0	176	526	.8	5.4	131	370	.6	5.3	89	395	.4	9.0
4-Book	87	392	.4	6.6	140	453	.6	6.3	187	648	.8	5.8	142	449	.6	5.9	84	372	.4	8.2
KPLS-AM																				
SP '02					2	13		.1	20	64	.1	.6	8	39		.3				
4-Book	**	**	**	**	**	**	**	**	**	**	**	**	**	**	**	**	**	**	**	**
KPWR-FM																				
SP '02	18	55	.1	1.4	16	63	.1	.7	31	121	.1	1.0	29	99	.1	1.2	21	85	.1	2.1
4-Book	18	71	.1	1.3	15	63	.1	.7	31	128	.1	1.0	30	108	.1	1.3	19	62	.1	1.8
KRCO-FM																				
SP '02	44	102	.2	3.5	44	132	.2	2.0	107	243	.5	3.3	78	201	.3	3.2	27	75	.1	2.7
4-Book	21	60	.1	1.6	18	57	.1	.8	42	117	.2	1.3	26	63	.1	1.1	15	36	.1	1.4
KRCV-FM																				
SP '02	45	126	.2	3.6	18	37	.1	.8	30	111	.1	.9	16	49	.1	.6	23	48	.1	2.3
4-Book	23	83	.1	1.7	25	71	.1	1.2	40	120	.2	1.2	26	62	.1	1.1	11	29		1.0
KRLA-AM																				
SP '02	12	30	.1	1.0					29	88	.1	1.2	23	65	.1	1.2	23	65	.1	2.3
4-Book	5	20		.4	4	16		.2	7	11		.2	12	36		.5	9	30		.9
+KRLH-AM																				
SP '02					**	**	**	**	**	**	**	**	**	**	**	**	**	**	**	**
4-Book	**	**	**	**	**	**	**	**	**	**	**	**	**	**	**	**	**	**	**	**

** Station(s) not reported this survey.

* Listener estimates adjusted for reported broadcast schedule.

+ Station(s) changed call letters - see Page 13.

4-Book: Avg. of current and previous 3 surveys.
2-Book: Avg. of most recent 2 surveys.

Target Listener Estimates

Women 35-64																				
Saturday 7PM-MID				Sunday 6AM-10AM				Sunday 10AM-3PM				Sunday 3PM-7PM				Sunday 7PM-MID				
AQH (00)	Cume (00)	AQH Rtg	AQH Shr	AQH (00)	Cume (00)	AQH Rtg	AQH Shr	AQH (00)	Cume (00)	AQH Rtg	AQH Shr	AQH (00)	Cume (00)	AQH Rtg	AQH Shr	AQH (00)	Cume (00)	AQH Rtg	AQH Shr	
KROQ-FM																				
SP '02	18	121	.1	1.4	18	90	.1	.8	32	146	.1	1.0	34	165	.1	1.4	34	74	.1	3.4
4-Book	18	93	.1	1.3	25	113	.1	1.1	54	264	.2	1.6	42	221	.2	1.8	19	74	.1	1.8
KRTH-FM																				
SP '02	44	189	.2	3.5	56	273	.2	2.6	159	533	.7	4.9	108	332	.5	4.4	38	183	.2	3.8
4-Book	61	258	.3	4.5	77	362	.3	3.5	147	577	.6	4.5	124	450	.5	5.1	38	197	.2	3.6
KSCA-FM																				
SP '02	55	126	.2	4.4	174	358	.7	8.1	102	284	.4	3.2	29	88	.1	1.2	21	53	.1	2.1
4-Book	29	84	.1	2.2	161	295	.7	7.3	101	300	.4	3.1	52	134	.2	2.2	19	66	.1	1.9
KSPN-AM																				
SP '02	1	19	.1	.1	8	28	.4	.4	3	19	.1	.1	10	46	.4	.4				
4-Book	**	**	**	**	**	**	**	**	**	**	**	**	**	**	**	**	**	**	**	**
KSSC-FM																				
SP '02									3	27	.1	.1	9	14	.4	.4				
4-Book	3	14	.2	.2	1	7	.1	.1	1	10	.1	.1	4	13	.2	.2	1	7	.1	.1
KSSE-FM																				
SP '02	7	38	.6	.6	10	39	.5	.5	31	78	.1	1.0	20	63	.1	.8	1	12	.1	.1
4-Book	8	34	.6	.6	9	36	.4	.4	22	77	.1	.7	11	48	.1	.5	3	16	.1	.3
KTNQ-AM																				
SP '02	6	14	.5	.5	4	14	.2	.2	16	59	.1	.5	15	47	.1	.6	3	11	.1	.3
4-Book	6	18	.4	.4	18	54	.1	.8	31	85	.2	1.0	15	38	.1	.6	7	23	.1	.7
KTWV-FM																				
SP '02	74	294	.3	5.9	90	362	.4	4.2	212	689	.9	6.6	129	411	.6	5.2	52	255	.2	5.2
4-Book	87	296	.4	6.5	89	311	.4	4.0	194	567	.8	5.9	124	409	.6	5.2	56	242	.3	5.4
KWIZ-FM																				
SP '02	16	39	.1	1.3	16	23	.1	.7	37	61	.2	1.1	30	75	.1	1.2	6	14	.1	.6
4-Book	10	28	.1	.8	7	22	.1	.3	12	34	.1	.4	17	39	.1	.7	2	11	.1	.2
KWKW-AM																				
SP '02					18	38	.1	.8	7	38	.2	.2	25	33	.1	1.0	6	14	.1	.6
4-Book	7	14	.5	.5	18	44	.1	.8	10	39	.1	.3	14	35	.1	.6	5	17	.1	.4
KWVE-FM																				
SP '02	5	24	.4	.4	19	116	.1	.9	7	54	.2	.2	11	53	.4	.4	9	14	.1	.9
4-Book	15	42	.1	1.1	25	106	.1	1.1	23	109	.1	.7	18	62	.1	.7	12	37	.1	1.1
KXDL-FM																				
SP '02	19	58	.1	1.5	52	147	.2	2.4	55	182	.2	1.7	70	195	.3	2.8	26	106	.1	2.6
4-Book	28	84	.1	2.0	62	173	.2	2.8	102	237	.4	3.1	72	191	.3	2.9	24	92	.1	2.3
KXTA-AM																				
SP '02	5	16	.4	.4	11	14	.5	.5	18	71	.1	.6	5	29	.2	.2	1	14	.1	.1
4-Book	4	24	.3	.3	3	7	.1	.1	8	37	.3	.3	7	28	.3	.3	2	16	.1	.2
KYSR-FM																				
SP '02	23	186	.1	1.8	29	198	.1	1.3	65	360	.3	2.0	41	185	.2	1.7	2	42	.1	.2
4-Book	26	166	.1	1.9	36	143	.2	1.6	65	294	.3	2.0	69	262	.3	2.9	21	107	.1	2.0
KZLA-FM																				
SP '02	59	188	.3	4.7	39	204	.2	1.8	118	480	.5	3.6	118	399	.5	4.8	34	146	.1	3.4
4-Book	42	187	.2	3.1	57	218	.3	2.5	116	410	.5	3.5	99	314	.4	4.1	32	144	.1	3.0
KGGI-FM																				
SP '02	8	24	.6	.6	8	15	.4	.4	24	29	.1	.7	27	71	.1	1.1	3	14	.1	.3
4-Book	**	**	**	**	**	**	**	**	**	**	**	**	**	**	**	**	**	**	**	**
XTRA-AM																				
SP '02					5	26	.2	.2	2	16	.1	.1	2	16	.1	.1		7		
4-Book																				
TOTALS																				
SP '02	1258	4440	5.4	5.4	2158	6537	9.3	9.3	3235	9162	13.9	13.9	2467	6388	10.6	10.6	992	3411	4.3	4.3
4-Book	1344	4551	5.7	5.7	2226	6568	9.4	9.4	3262	9302	13.7	13.7	2414	6542	10.2	10.2	1037	3624	4.4	4.4

** Station(s) not reported this survey.

* Listener estimates adjusted for reported broadcast schedule.

+ Station(s) changed call letters - see Page 13.

4-Book: Avg. of current and previous 3 surveys.
2-Book: Avg. of most recent 2 surveys.

Target Listener Trends

Teens 12-17																			
Monday-Sunday 6AM-MID				Monday-Friday 6AM-10AM				Monday-Friday 10AM-3PM				Monday-Friday 3PM-7PM				Monday-Friday 7PM-MID			
AQH (00)	Cume (00)	AQH Rtg	AQH Shr	AQH (00)	Cume (00)	AQH Rtg	AQH Shr	AQH (00)	Cume (00)	AQH Rtg	AQH Shr	AQH (00)	Cume (00)	AQH Rtg	AQH Shr	AQH (00)	Cume (00)	AQH Rtg	AQH Shr
KMXN-FM																			
SP '02	3	199	.3	4	71	.3	2	58	.3	4	94	.2	1	44	.1	**	**	**	**
WI '02	**	**	**	**	**	**	**	**	**	**	**	**	**	**	**	**	**	**	**
FA '01	**	**	**	**	**	**	**	**	**	**	**	**	**	**	**	**	**	**	**
SU '01	**	**	**	**	**	**	**	**	**	**	**	**	**	**	**	**	**	**	**
4-Book	**	**	**	**	**	**	**	**	**	**	**	**	**	**	**	**	**	**	**
SP '01	1	12	.1	2	12	.1	2	12	.1	2	12	.1	2	12	.1	**	**	**	**
KMZT-FM																			
SP '02	10	268	.1	10	124	.1	11	71	.1	10	138	.1	8	129	.1	8	129	.1	7
WI '02	3	227	.3	3	90	.2	2	67	.3	6	124	.1	4	86	.3	4	86	.3	3
FA '01	4	189	.3	6	72	.1	4	9	.5	4	65	.2	9	97	.1	9	97	.1	8
SU '01	8	253	.1	5	73	.4	5	69	.4	5	106	.3	8	123	.1	8	123	.1	7
4-Book	6	234	.1	6	90	.1	5	54	.6	6	108	.1	7	109	.1	7	109	.1	6
SP '01	6	160	.1	4	53	.3	2	38	.3	7	72	.1	13	87	.1	13	87	.1	1.0
KNX -AM																			
SP '02		49		2	35	.1											14		
WI '02	2	117	.2	5	58	.4		11		2	49	.1	1	27	.1				
FA '01	3	229	.3	11	135	.1				4	90	.2		12					
SU '01	2	159	.2	3	52	.2		1	34	.1	5	72	.3		18				
4-Book	2	139	.2	5	70	.4		11		3	53	.2		18					
SP '01	2	179	.2	10	111	.1				3	62	.2	2	44	.2				
KOST-FM																			
SP '02	15	589	.1	13	222	.1	11	167	.1	12	217	.1	19	228	.2	19	228	.2	1.7
WI '02	16	894	.1	13	310	.1	8	173	.1	16	271	.1	21	320	.2	21	320	.2	1.8
FA '01	22	810	.2	13	222	.1	5	107	.9	27	328	.3	41	385	.4	41	385	.4	3.6
SU '01	19	943	.2	13	229	.1	25	399	.2	20	351	.2	24	392	.2	24	392	.2	2.1
4-Book	18	809	.2	13	246	.1	12	212	.7	19	292	.2	26	331	.3	26	331	.3	2.3
SP '01	12	727	.1	8	179	.1	9	206	.1	17	267	.2	14	262	.1	14	262	.1	1.1
KPLS-AM																			
SP '02	**	**	**	**	**	**	**	**	**	**	**	**	**	**	**	**	**	**	**
WI '02	**	**	**	**	**	**	**	**	**	**	**	**	**	**	**	**	**	**	**
FA '01	**	**	**	**	**	**	**	**	**	**	**	**	**	**	**	**	**	**	**
SU '01	**	**	**	**	**	**	**	**	**	**	**	**	**	**	**	**	**	**	**
4-Book	**	**	**	**	**	**	**	**	**	**	**	**	**	**	**	**	**	**	**
SP '01	**	**	**	**	**	**	**	**	**	**	**	**	**	**	**	**	**	**	**
KPVR-FM																			
SP '02	247	4592	2.3	316	2571	2.9	109	1743	1.0	416	3263	3.8	241	2250	2.2	241	2250	2.2	21.2
WI '02	242	4716	2.2	289	2570	2.7	129	1750	1.2	412	3177	3.8	199	2124	1.8	199	2124	1.8	17.4
FA '01	241	4448	2.3	271	2316	2.6	113	1505	1.1	372	2946	3.6	226	2222	2.2	226	2222	2.2	19.6
SU '01	252	5181	2.4	236	2336	2.3	273	2797	2.6	334	3120	3.2	220	2417	2.1	220	2417	2.1	19.4
4-Book	246	4734	2.3	278	2448	2.6	156	1949	1.5	384	3127	3.6	222	2253	2.1	222	2253	2.1	19.4
SP '01	255	4938	2.4	275	2457	2.6	147	1640	1.4	455	3593	4.3	245	2684	2.3	245	2684	2.3	18.8
KRCD-FM																			
SP '02	4	132	.3	3	40	.2	5	63	.8	3	33	.2	4	60	.4				
WI '02	2	81	.2	5	39	.4	2	27	.3	6	56	.1							
FA '01	1	80	.1	1	34	.1				1	12	.1	2	26	.2				
SU '01		83		1	19	.1		15			12								
4-Book	2	94	.2	3	33	.2	2	26	.3	3	28	.2	2	22	.2				
SP '01	2	66	.2	1	27	.1		16		2	26	.1	7	27	.1				
KRCV-FM																			
SP '02	1	52	.1	2	28	.1	1	12	.2	1	41	.1							
WI '02	1	70	.1	1	14	.1	1	43	.2		13			14					
FA '01																			
SU '01		59		1	26	.1													
4-Book	1	45	.1	1	17	.1	1	14	.1		14			9					
SP '01		27		1	11	.1		11			16								

** Station(s) not reported this survey.

* Listener estimates adjusted for reported broadcast schedule.

+ Station(s) changed call letters - see Page 13.

4-Book: Avg. of current and previous 3 surveys.
2-Book: Avg. of most recent 2 surveys.

Target Listener Trends

Target Listener Trends - Teens 12-17

	Teens 12-17																			
	Monday-Sunday 6AM-MID				Monday-Friday 6AM-10AM				Monday-Friday 10AM-3PM				Monday-Friday 3PM-7PM				Monday-Friday 7PM-MID			
	AQH (00)	Cume (00)	AQH Rtg	AQH Shr	AQH (00)	Cume (00)	AQH Rtg	AQH Shr	AQH (00)	Cume (00)	AQH Rtg	AQH Shr	AQH (00)	Cume (00)	AQH Rtg	AQH Shr	AQH (00)	Cume (00)	AQH Rtg	AQH Shr
KZLA-FM																				
SP '02	16	506	.1	1.3	21	282	.2	1.5	12	194	.1	1.8	31	249	.3	1.8	13	115	.1	1.1
WI '02	11	337	.1	.9	17	220	.2	1.3	4	83		.6	16	220	.1	.9	12	116	.1	1.0
FA '01	11	352	.1	1.0	9	152	.1	.7	7	145	.1	1.3	24	230	.2	1.4	8	134	.1	.7
SU '01	19	462	.2	1.5	25	210	.2	2.1	27	224	.3	2.1	26	295	.2	1.7	9	121	.1	.8
4-Book	14	414	.1	1.2	18	216	.2	1.4	13	162	.1	1.5	24	249	.2	1.5	11	122	.1	.9
SP '01	21	392	.2	1.7	25	245	.2	1.7	13	162	.1	1.9	32	271	.3	1.7	22	188	.2	1.7
KGGI-FM																				
SP '02	16	705	.1	1.3	12	246	.1	.9	8	225	.1	1.2	27	393	.2	1.5	19	298	.2	1.7
WI '02	23	679	.2	2.0	17	244	.2	1.3	15	189	.1	2.3	31	381	.3	1.7	34	299	.3	3.0
FA '01	**	**	**	**	**	**	**	**	**	**	**	**	**	**	**	**	**	**	**	**
SU '01	17	808	.2	1.4	5	117		.4	20	348	.2	1.5	25	387	.2	1.6	15	244	.1	1.3
4-Book	**	**	**	**	**	**	**	**	**	**	**	**	**	**	**	**	**	**	**	**
SP '01	**	**	**	**	**	**	**	**	**	**	**	**	**	**	**	**	**	**	**	**
XTRA-AM																				
SP '02	1	26		.1					2	26		.3	4	13		.2	1	13		.1
WI '02	1	37		.1	10					15			2	15		.1				
FA '01		30												18						
SU '01	1	37		.1									1	11		.1		11		
4-Book	1	33		.1	3				1	10		.1	2	14		.1		6		
SP '01	1	44		.1					1	15		.1	1	15		.1				
TOTALS																				
SP '02	1196	10155	11.1		1390	8087	12.8		666	5459	6.2		1770	8508	16.4		1135	6934	10.5	
WI '02	1169	10255	10.8		1275	8023	11.8		645	5261	6.0		1803	8655	16.7		1144	7103	10.6	
FA '01	1144	9792	11.1		1263	7732	12.2		544	4609	5.3		1711	8123	16.5		1154	6809	11.2	
SU '01	1238	9961	11.8		1201	6894	11.5		1312	7609	12.5		1539	8152	14.7		1134	7058	10.8	
4-Book	1187	10041	11.2		1282	7684	12.1		792	5735	7.5		1706	8360	16.1		1142	6976	10.8	
SP '01	1262	10030	12.1		1445	8067	13.8		695	4955	6.6		1884	8347	18.0		1304	7393	12.5	

** Station(s) not reported this survey.

* Listener estimates adjusted for reported broadcast schedule.

+ Station(s) changed call letters - see Page 13.

4-Book: Avg. of current and previous 3 surveys.
2-Book: Avg. of most recent 2 surveys.

Target Listener Estimates

		Teens 12-17																				
		Monday-Friday 6AM-7PM				Weekend 6AM-MID				Saturday 6AM-10AM				Saturday 10AM-3PM				Saturday 3PM-7PM				
		AQH (00)	Cume (00)	AQH Rtg	AQH Shr	AQH (00)	Cume (00)	AQH Rtg	AQH Shr	AQH (00)	Cume (00)	AQH Rtg	AQH Shr	AQH (00)	Cume (00)	AQH Rtg	AQH Shr	AQH (00)	Cume (00)	AQH Rtg	AQH Shr	
KABC-AM																						
SP '02		1	41		.1	1	14		.1													
4-Book			20			1	12		.1					5	5	.1	.3	1	5		.1	
KBIG-FM																						
SP '02		18	481	.2	1.5	14	355	.1	1.2	11	54	.1	1.1	23	163	.2	1.4	19	96	.2	1.4	
4-Book		13	420	.1	1.0	11	294	.1	1.0	6	32		.6	17	108	.2	1.1	14	65	.2	1.0	
KBLA-AM																						
SP '02		1	28		.1		12			1	12		.1									
4-Book		2	37		.2	1	23		.1	3	6		.3	1	3			2	8		.1	
KBUA-FM																						
SP '02		10	82	.1	.8	7	58	.1	.6	8	35	.1	.8	19	47	.2	1.2	1	23		.1	
4-Book		8	83	.1	.6	6	54	.1	.6	10	30	.1	1.1	10	29	.1	.6	1	9		.1	
KBUE-FM																						
SP '02		43	450	.4	3.5	30	308	.3	2.5	33	115	.3	3.3	63	166	.6	3.8	24	87	.2	1.7	
4-Book		43	552	.4	3.6	42	440	.4	3.7	35	108	.3	3.9	77	223	.8	4.7	46	133	.4	3.3	
KCBS-FM																						
SP '02		16	617	.1	1.3	18	431	.2	1.5	33	119	.3	3.3	29	124	.3	1.8	24	118	.2	1.7	
4-Book		10	372	.1	.9	12	258	.1	1.0	10	37	.1	1.0	22	94	.2	1.4	16	68	.1	1.1	
KDIS-AM																						
SP '02		28	625	.3	2.3	26	492	.2	2.2	23	83	.2	2.3	33	230	.3	2.0	39	122	.4	2.8	
4-Book		**	**	**	**	**	**	**	**	**	**	**	**	**	**	**	**	**	**	**	**	**
KFI -AM																						
SP '02		1	55		.1	2	43		.2									4	14		.3	
4-Book		3	91		.2	2	46		.2	2	11		.3	1	2		.1	3	11		.2	
KFSH-FM																						
SP '02		8	256	.1	.7	11	242	.1	.9	12	33	.1	1.2	19	123	.2	1.2	23	74	.2	1.6	
4-Book		8	193	.1	.7	9	181	.1	.8	5	22		.6	12	58	.1	.7	14	46	.1	1.1	
KFWB-AM																						
SP '02		1	55		.1	1	27		.1	3	27		.3									
4-Book		2	73		.2	1	39		.1	1	7		.1	1	3							
+KHHT-FM																						
SP '02		39	795	.4	3.2	48	722	.4	4.1	26	107	.2	2.6	46	180	.4	2.8	48	153	.4	3.4	
4-Book		37	830	.4	3.1	52	673	.5	4.6	37	135	.3	4.1	50	179	.5	3.1	50	163	.5	3.6	
KHJ -AM																						
SP '02		3	66		.2	3	28		.3	4	14		.4	20	28	.2	1.2					
4-Book		3	51		.2	4	43		.4	5	14	.1	.5	12	22	.1	.8	5	11		.4	
KIIS-FM																						
SP '02		147	3363	1.4	12.0	173	2549	1.6	14.7	139	610	1.3	13.8	212	1061	2.0	12.9	214	648	2.0	15.2	
4-Book		167	3530	1.6	13.7	162	2543	1.5	14.0	129	569	1.2	14.1	217	970	2.1	13.3	196	699	1.9	14.2	
KVVS-FM																						
SP '02		16	231	.1	1.3	8	171	.1	.7	16	37	.1	1.6	10	64	.1	.6	10	51	.1	.7	
4-Book		10	166	.1	.9	6	123	.1	.5	7	24	.1	.8	9	38	.1	.5	9	30	.1	.7	
KJLH-FM																						
SP '02		6	184	.1	.5	18	221	.2	1.5	11	45	.1	1.1	11	46	.1	.7	4	19		.3	
4-Book		8	208	.1	.7	18	209	.2	1.5	7	30	.1	.7	13	46	.1	.8	11	36	.1	.8	
KKBT-FM																						
SP '02		135	2800	1.2	11.0	112	1904	1.0	9.5	117	426	1.1	11.6	146	688	1.3	8.9	123	430	1.1	8.7	
4-Book		134	2623	1.3	10.9	103	1800	1.0	9.0	74	286	.7	8.0	185	733	1.8	11.3	129	458	1.2	9.2	
KKLA-FM																						
SP '02		1	35		.1	2	50		.2	3	12		.3	4	27		.2	3	15		.2	
4-Book		2	47		.2	3	46		.2	1	5		.1	2	11		.1	2	7		.1	

** Station(s) not reported this survey. * Listener estimates adjusted for reported broadcast schedule. + Station(s) changed call letters - see Page 13. 4-Book: Avg. of current and previous 3 surveys. 2-Book: Avg. of most recent 2 surveys.

Target Listener Estimates

Target Listener Estimates - Teens 12-17

	Teens 12-17																			
	Monday-Friday 6AM-7PM				Weekend 6AM-MID				Saturday 6AM-10AM				Saturday 10AM-3PM				Saturday 3PM-7PM			
	AQH (00)	Cume (00)	AQH Rtg	AQH Shr	AQH (00)	Cume (00)	AQH Rtg	AQH Shr	AQH (00)	Cume (00)	AQH Rtg	AQH Shr	AQH (00)	Cume (00)	AQH Rtg	AQH Shr	AQH (00)	Cume (00)	AQH Rtg	AQH Shr
KLAC-AM																				
SP '02	1	51		.1	5	103		.4					4	13		.2	11	38		.8
4-Book		31			2	32		.1	1	3		.1	1	3		.1	3	10		.2
KLAX-FM																				
SP '02	37	534	.3	3.0	37	312	.3	3.1	16	40	.1	1.6	48	116	.4	2.9	71	162	.7	5.0
4-Book	28	472	.3	2.3	33	397	.3	2.9	22	78	.2	2.4	46	127	.4	2.8	44	109	.4	3.2
KLOS-FM																				
SP '02	15	442	.1	1.2	16	281	.1	1.4	9	51	.1	.9	26	92	.2	1.6	18	55	.2	1.3
4-Book	11	361	.1	.9	12	238	.1	1.1	4	26		.4	22	89	.2	1.4	17	54	.2	1.2
KLSX-FM																				
SP '02	8	114	.1	.7	2	51		.2												
4-Book	11	153	.1	.9	4	74		.3	5	13	.1	.6	3	16		.2	4	14	.1	.3
KLTX-AM																				
SP '02	8	65	.1	.7	8	63	.1	.7	6	24	.1	.6	18	40	.2	1.1	5	12		.4
4-Book	9	74	.1	.7	8	66	.1	.7	11	29	.1	1.3	12	28	.1	.8	9	24	.1	.7
KLVE-FM																				
SP '02	10	328	.1	.8	12	235	.1	1.0	11	37	.1	1.1	5	12		.3	7	41	.1	.5
4-Book	20	466	.2	1.6	21	338	.2	1.8	18	55	.2	2.0	12	55	.1	.8	15	54	.2	1.1
KLYY-FM																				
SP '02	15	352	.1	1.2	18	250	.2	1.5	9	62	.1	.9	34	124	.3	2.1	22	89	.2	1.6
4-Book	18	433	.2	1.5	19	307	.2	1.6	13	59	.1	1.5	33	118	.3	2.0	26	87	.3	1.8
KMXN-FM																				
SP '02	3	129		.2	3	94		.3	1	13		.1	1	11		.1	1	11		.1
4-Book	**	**	**	**	**	**	**	**	**	**	**	**	**	**	**	**	**	**	**	**
KMZT-FM																				
SP '02	10	199	.1	.8	11	143	.1	.9	4	20		.4	13	56	.1	.8	5	31		.4
4-Book	6	165		.5	7	109	.1	.6	9	35	.1	1.0	7	33	.1	.5	8	31	.1	.6
KNX -AM																				
SP '02	1	35		.1																
4-Book	3	115		.2	1	43		.1	2	13		.3	4	17		.2	2	11		.1
KOST-FM																				
SP '02	12	383	.1	1.0	17	277	.2	1.4	13	70	.1	1.3	17	97	.2	1.0	9	52	.1	.6
4-Book	15	535	.1	1.2	19	382	.2	1.6	15	66	.1	1.7	22	101	.2	1.3	18	62	.2	1.3
KPLS-AM																				
SP '02	**	**	**	**	**	**	**	**	**	**	**	**	**	**	**	**	**	**	**	**
4-Book	**	**	**	**	**	**	**	**	**	**	**	**	**	**	**	**	**	**	**	**
KPWR-FM																				
SP '02	267	4139	2.5	21.7	216	2992	2.0	18.3	181	703	1.7	18.0	317	1287	2.9	19.3	250	872	2.3	17.8
4-Book	263	4212	2.5	21.5	230	3091	2.2	20.0	193	709	1.9	21.3	343	1298	3.2	20.9	305	980	2.9	21.9
KRCD-FM																				
SP '02	4	84		.3	3	61		.3	7	12	.1	.7	4	23		.2	1	12		.1
4-Book	2	61		.2	2	49		.2	2	3		.2	2	16		.1	1	7		.1
KRCV-FM																				
SP '02	1	41		.1	1	24		.1					2	12		.1	3	12		.2
4-Book	1	31		.1	1	16		.1	1	3		.1	1	3			1	3		.1
KRLA-AM																				
SP '02		11																		
4-Book		9																		
+KRLH-AM																				
SP '02	**	**	**	**	**	**	**	**	**	**	**	**	**	**	**	**	**	**	**	**
4-Book	**	**	**	**	**	**	**	**	**	**	**	**	**	**	**	**	**	**	**	**

** Station(s) not reported this survey.

* Listener estimates adjusted for reported broadcast schedule.

+ Station(s) changed call letters - see Page 13.

4-Book: Avg. of current and previous 3 surveys.
2-Book: Avg. of most recent 2 surveys.

Target Listener Estimates

		Teens 12-17																				
		Monday-Friday 6AM-7PM				Weekend 6AM-MID				Saturday 6AM-10AM				Saturday 10AM-3PM				Saturday 3PM-7PM				
		AQH (00)	Cume (00)	AQH Rtg	AQH Shr	AQH (00)	Cume (00)	AQH Rtg	AQH Shr	AQH (00)	Cume (00)	AQH Rtg	AQH Shr	AQH (00)	Cume (00)	AQH Rtg	AQH Shr	AQH (00)	Cume (00)	AQH Rtg	AQH Shr	
KROQ-FM	SP '02	137	2671	1.3	11.2	150	1990	1.4	12.7	101	466	.9	10.0	212	755	2.0	12.9	207	648	1.9	14.7	
	4-Book	154	2702	1.5	12.6	149	1943	1.4	12.9	103	407	1.0	11.2	195	725	1.9	11.9	204	644	1.9	14.6	
KRTH-FM	SP '02	32	814	.3	2.6	28	544	.3	2.4	27	109	.2	2.7	27	128	.2	1.6	27	131	.2	1.9	
	4-Book	25	726	.3	2.1	21	448	.2	1.8	15	74	.1	1.6	30	134	.3	1.8	22	100	.2	1.6	
KSCA-FM	SP '02	27	421	.2	2.2	24	245	.2	2.0	45	101	.4	4.5	27	70	.2	1.6	26	68	.2	1.8	
	4-Book	19	352	.2	1.5	15	249	.1	1.3	35	85	.3	3.8	21	99	.2	1.3	12	34	.1	.9	
KSPN-AM	SP '02						14											3	14		.2	
	4-Book	**	**	**	**	**	**	**	**	**	**	**	**	**	**	**	**	**	**	**	**	**
KSSC-FM	SP '02	1	55		.1	2	91		.2	3	26		.3	3	26		.2	8	40		.6	
	4-Book	2	67		.2	2	53		.2	2	10		.2	4	15		.2	3	15		.2	
KSSE-FM	SP '02	14	310	.1	1.1	9	229	.1	.8	7	34	.1	.7	9	84	.1	.5	15	72	.1	1.1	
	4-Book	16	375	.2	1.3	11	229	.1	1.0	8	31	.1	.9	17	80	.2	1.0	12	51	.1	.9	
KTNQ-AM	SP '02		14			1	11		.1													
	4-Book	1	18		.1	1	17		.1		3			2	7		.1					
KTWV-FM	SP '02	13	298	.1	1.1	9	123	.1	.8	6	40	.1	.6	9	28	.1	.5	12	24	.1	.9	
	4-Book	7	186		.6	7	101	.1	.6	7	29	.1	.8	7	30	.1	.4	6	14	.1	.5	
KWIZ-FM	SP '02	6	150	.1	.5	8	113	.1	.7	10	39	.1	1.0	10	65	.1	.6	20	36	.2	1.4	
	4-Book	6	130	.1	.5	7	85	.1	.6	6	20	.1	.6	5	23	.1	.3	10	25	.1	.7	
KWKV-AM	SP '02	2	24		.2	1	26		.1					2	12		.1					
	4-Book	2	30		.2	1	23		.1	1	9		.1	1	3							
KWVE-FM	SP '02	2	81		.2	2	49		.2	5	15		.5	1	15		.1					
	4-Book	2	43		.2	3	47		.3	4	13		.4	2	13		.1	1	3		.1	
KXOL-FM	SP '02	17	314	.2	1.4	15	224	.1	1.3	17	64	.2	1.7	30	79	.3	1.8	20	62	.2	1.4	
	4-Book	16	316	.2	1.3	16	207	.1	1.4	13	40	.1	1.4	21	71	.2	1.3	14	49	.2	1.0	
KXTA-AM	SP '02	4	22		.3	4	22		.3	8	22	.1	.8	6	22	.1	.4					
	4-Book	2	35		.2	2	35		.2	2	6		.2	2	6		.1	1	4			
KYSR-FM	SP '02	17	666	.2	1.4	17	448	.2	1.4	6	37	.1	.6	38	180	.4	2.3	30	148	.3	2.1	
	4-Book	21	704	.2	1.7	16	368	.2	1.4	10	51	.1	1.1	25	120	.3	1.5	22	97	.2	1.6	
KZLA-FM	SP '02	21	411	.2	1.7	11	241	.1	.9	9	40	.1	.9	38	202	.4	2.3	12	85	.1	.9	
	4-Book	18	354	.2	1.4	11	210	.1	1.0	8	42	.1	.9	27	115	.3	1.6	10	60	.1	.8	
KGGL-FM	SP '02	15	587	.1	1.2	14	334	.1	1.2	9	66	.1	.9	17	114	.2	1.0	24	82	.2	1.7	
	4-Book	**	**	**	**	**	**	**	**	**	**	**	**	**	**	**	**	**	**	**	**	**
XTRA-AM	SP '02	2	26		.2																	
	4-Book	1	20		.1	1	19		.1									3	7		.2	
TOTALS	SP '02	1228	9856	11.3		1180	8401	10.9		1006	3301	9.3		1642	4796	15.2		1407	3872	13.0		
	4-Book	1224	9753	11.5		1151	8366	10.8		914	2980	8.6		1640	4678	15.5		1393	3816	13.1		

** Station(s) not reported this survey.

* Listener estimates adjusted for reported broadcast schedule.

+ Station(s) changed call letters - see Page 13.

4-Book: Avg. of current and previous 3 surveys.
2-Book: Avg. of most recent 2 surveys.



Target Listener Estimates

Teens 12-17

	Saturday 7PM-MID				Sunday 6AM-10AM				Sunday 10AM-3PM				Sunday 3PM-7PM				Sunday 7PM-MID				
	AQH (00)	Cume (00)	AQH Rtg	AQH Shr	AQH (00)	Cume (00)	AQH Rtg	AQH Shr	AQH (00)	Cume (00)	AQH Rtg	AQH Shr	AQH (00)	Cume (00)	AQH Rtg	AQH Shr	AQH (00)	Cume (00)	AQH Rtg	AQH Shr	
KABC-AM																					
SP '02	5	14		.5													4	14		.4	
4-Book	1	4		.1	1	4		.1								1	4		.1		
KBIG-FM																					
SP '02	9	52	.1	.8	25	40	.2	2.9	17	79	.2	1.5	8	62	.1	.6	2	12		.2	
4-Book	10	40	.1	.9	13	34	.1	1.6	13	71	.2	1.1	10	47	.1	.8	9	47	.1	.9	
KBLA-AM																					
SP '02																	2	7		.2	
4-Book								3													
KBUA-FM																					
SP '02	7	22	.1	.6	5	11		.6	11	22	.1	1.0	1	11		.1	2	12		.2	
4-Book	6	23	.1	.5	5	10		.6	10	28	.1	.9	6	20	.1	.5	4	20		.4	
KBUE-FM																					
SP '02	23	62	.2	2.1	30	92	.3	3.5	16	79	.1	1.4	29	87	.3	2.3	23	77	.2	2.3	
4-Book	40	122	.4	3.8	27	73	.3	3.6	47	161	.4	3.8	41	125	.4	3.5	24	94	.2	2.4	
KCBS-FM																					
SP '02	10	56	.1	.9	13	68	.1	1.5	14	79	.1	1.2	12	69	.1	1.0	9	53	.1	.9	
4-Book	9	45	.1	.9	4	22		.4	11	68	.1	.9	13	58	.1	1.2	6	34		.6	
KDIS-AM																					
SP '02	32	116	.3	2.9	27	122	.2	3.2	23	86	.2	2.0	15	88	.1	1.2	14	54	.1	1.4	
4-Book	**	**	**	**	**	**	**	**	**	**	**	**	**	**	**	**	**	**	**	**	**
KFI -AM																					
SP '02	3	14		.3	12	15	.1	1.4													
4-Book	2	10		.2	6	11	.1	.7	3	10		.2	1	5		.1	2	7		.2	
KFSH-FM																					
SP '02	5	37		.5	11	70	.1	1.3	8	85	.1	.7	11	67	.1	.9	5	50		.5	
4-Book	5	26		.5	9	56	.1	1.2	17	83	.2	1.4	9	35	.1	.8	4	35		.4	
KFWB-AM																					
SP '02					4	15		.5													
4-Book	1	15		.1	2	7		.2	1	7		.1	2	11		.2					
+KHHT-FM																					
SP '02	51	156	.5	4.6	22	87	.2	2.6	36	181	.3	3.1	53	203	.5	4.3	95	225	.9	9.6	
4-Book	41	138	.4	3.9	22	64	.2	3.0	42	172	.4	3.5	58	200	.6	5.0	110	246	1.0	11.3	
KHJ -AM																					
SP '02					1	6		.1	4	7		.3	2	7		.2	3	8		.4	
4-Book	2	4		.2																	
KIIS-FM																					
SP '02	181	740	1.7	16.3	129	428	1.2	15.2	161	660	1.5	14.0	181	683	1.7	14.5	160	622	1.5	16.2	
4-Book	159	651	1.5	14.7	116	444	1.1	15.3	183	759	1.8	15.0	158	590	1.5	13.6	127	524	1.2	13.1	
KVVS-FM																					
SP '02	4	14		.4	12	23	.1	1.4	6	19	.1	.5	9	48	.1	.7	1	14		.1	
4-Book	6	24		.5	4	13		.5	6	24	.1	.5	7	33	.1	.6	3	13		.4	
KJLH-FM																					
SP '02					23	54	.2	2.7	50	143	.5	4.3	37	66	.3	3.0	8	35	.1	.8	
4-Book	6	33	.1	.6	27	71	.3	3.7	39	95	.4	3.3	30	61	.3	2.6	7	30	.1	.7	
KKBT-FM																					
SP '02	124	490	1.1	11.2	61	303	.6	7.2	90	506	.8	7.8	155	623	1.4	12.4	78	343	.7	7.9	
4-Book	92	370	.9	8.5	50	206	.5	6.6	80	424	.7	6.6	117	443	1.1	10.1	89	346	.9	9.2	
KKLA-FM																					
SP '02	2	15		.2	1	8		.1	1	14		.1					2	4		.2	
4-Book	5	13		.5	2	11		.3	3	16		.2	2	8		.1				.2	

Target Listener Estimates - Teens 12-17

** Station(s) not reported this survey.

* Listener estimates adjusted for reported broadcast schedule.

+ Station(s) changed call letters - see Page 13.

4-Book: Avg. of current and previous 3 surveys.
2-Book: Avg. of most recent 2 surveys.

Target Listener Estimates

Teens 12-17																			
Saturday 7PM-MID				Sunday 6AM-10AM				Sunday 10AM-3PM				Sunday 3PM-7PM				Sunday 7PM-MID			
AQH (00)	Cume (00)	AQH Rtg	AQH Shr	AQH (00)	Cume (00)	AQH Rtg	AQH Shr	AQH (00)	Cume (00)	AQH Rtg	AQH Shr	AQH (00)	Cume (00)	AQH Rtg	AQH Shr	AQH (00)	Cume (00)	AQH Rtg	AQH Shr
KLAC-AM																			
SP '02																			
4-Book																			
KLAX-FM																			
SP '02																			
4-Book																			
KLOS-FM																			
SP '02																			
4-Book																			
KLSX-FM																			
SP '02																			
4-Book																			
KLTX-AM																			
SP '02																			
4-Book																			
KLVE-FM																			
SP '02																			
4-Book																			
KLYY-FM																			
SP '02																			
4-Book																			
KMXN-FM																			
SP '02																			
4-Book																			
KMZT-FM																			
SP '02																			
4-Book																			
KNX -AM																			
SP '02																			
4-Book																			
KOST-FM																			
SP '02																			
4-Book																			
KPLS-AM																			
SP '02																			
4-Book																			
KPWR-FM																			
SP '02																			
4-Book																			
KRCB-FM																			
SP '02																			
4-Book																			
KRCV-FM																			
SP '02																			
4-Book																			
KRLA-AM																			
SP '02																			
4-Book																			
+KRLH-AM																			
SP '02																			
4-Book																			

** Station(s) not reported
this survey.

* Listener estimates adjusted for
reported broadcast schedule.

+ Station(s) changed call
letters - see Page 13.

4-Book: Avg. of current and previous 3 surveys.
2-Book: Avg. of most recent 2 surveys.

Target Listener Estimates

Target Listener Estimates - Teens 12-17

Teens 12-17																				
Saturday 7PM-MID				Sunday 6AM-10AM				Sunday 10AM-3PM				Sunday 3PM-7PM				Sunday 7PM-MID				
AQH (00)	Cume (00)	AQH Rtg	AQH Shr	AQH (00)	Cume (00)	AQH Rtg	AQH Shr	AQH (00)	Cume (00)	AQH Rtg	AQH Shr	AQH (00)	Cume (00)	AQH Rtg	AQH Shr	AQH (00)	Cume (00)	AQH Rtg	AQH Shr	
KROQ-FM																				
SP '02	133	519	1.2	12.0	88	326	.8	10.4	128	622	1.2	11.1	174	637	1.6	14.0	148	479	1.4	15.0
4-Book	152	539	1.5	13.9	75	313	.7	9.9	146	625	1.4	12.0	152	539	1.4	13.0	148	518	1.4	15.2
KRTH-FM																				
SP '02	40	132	.4	3.6	18	96	.2	2.1	33	143	.3	2.9	25	122	.2	2.0	25	91	.2	2.5
4-Book	21	89	.2	1.9	14	57	.2	1.8	24	124	.2	2.0	24	77	.2	2.1	14	53	.2	1.4
KSCA-FM																				
SP '02	22	41	.2	2.0	33	88	.3	3.9	24	54	.2	2.1	12	40	.1	1.0	3	27		.3
4-Book	10	38	.1	.9	19	50	.2	2.5	14	59	.1	1.1	7	32	.1	.7	4	25		.4
KSPN-AM																				
SP '02	**	**	**	**	**	**	**	**	**	**	**	**	**	**	**	**	**	**	**	**
4-Book	**	**	**	**	**	**	**	**	**	**	**	**	**	**	**	**	**	**	**	**
KSSC-FM																				
SP '02	2	25		.2					1	26		.1								
4-Book	1	8		.1	1	3		.1	3	14		.2	1	6		.1		2		
KSSE-FM																				
SP '02	15	48	.1	1.4					18	74	.2	1.6	3	12		.2	2	12		.2
4-Book	12	51	.1	1.1	6	19	.1	.8	15	75	.2	1.3	13	47	.1	1.1	6	36	.1	.7
KTNQ-AM																				
SP '02					1	4		.2	4	11		.3								
4-Book									2	10		.2								
KTWV-FM																				
SP '02	5	26		.5	14	21	.1	1.6	8	27	.1	.7	10	34	.1	.8	6	26	.1	.6
4-Book	4	17		.3	6	16	.1	.7	8	33	.1	.7	6	29	.1	.5	6	15	.1	.6
KWIZ-FM																				
SP '02	1	11		.1	8	23	.1	.9	11	11	.1	1.0	4	28		.3				
4-Book	7	26	.1	.6	7	25	.1	1.0	8	21	.1	.7	7	23	.1	.6	3	13		.3
KWKV-AM																				
SP '02									2	14		.2								
4-Book									2	11		.2								
KWVE-FM																				
SP '02					1	11		.1	10	34	.1	.9								
4-Book	4	13		.4	1	5		.1	3	12		.3	2	11		.2	3	6		.3
KXOL-FM																				
SP '02	10	36	.1	.9	19	37	.2	2.2	5	49		.4	9	49	.1	.7	13	35	.1	1.3
4-Book	13	44	.1	1.2	9	23	.1	1.1	20	59	.2	1.6	25	66	.2	2.2	12	35	.1	1.2
KXTA-AM																				
SP '02	3	13		.3					5	13		.4	7	13	.1	.6	4	22		.4
4-Book	2	11		.2					3	14		.3	4	11	.1	.4	2	10		.2
KYSR-FM																				
SP '02	15	108	.1	1.4	8	69	.1	.9	10	91	.1	.9	13	63	.1	1.0	11	47	.1	1.1
4-Book	11	72	.1	1.1	9	42	.1	1.1	18	101	.2	1.5	20	69	.2	1.7	14	67	.1	1.4
KZLA-FM																				
SP '02	7	55	.1	.6	3	32		.4	10	66	.1	.9	3	15		.2	4	41		.4
4-Book	9	42	.1	.9	4	21		.6	12	56	.1	1.0	9	49	.1	.9	8	39	.1	.8
KGGI-FM																				
SP '02	19	73	.2	1.7	13	46	.1	1.5	11	61	.1	1.0	12	71	.1	1.0	6	21	.1	.6
4-Book	**	**	**	**	**	**	**	**	**	**	**	**	**	**	**	**	**	**	**	**
XTRA-AM																				
SP '02		3							2	7		.2	2	10		.2	1	3		.1
4-Book																				
TOTALS																				
SP '02	1109	3355	10.2		849	2646	7.8		1150	3639	10.6		1247	3519	11.5		987	3000	9.1	
4-Book	1077	3335	10.2		760	2413	7.2		1215	3785	11.5		1161	3325	10.9		970	2982	9.1	

** Station(s) not reported this survey.

* Listener estimates adjusted for reported broadcast schedule.

+ Station(s) changed call letters - see Page 13.

4-Book: Avg. of current and previous 3 surveys.
2-Book: Avg. of most recent 2 surveys.

Listener AQH Composition

Monday-Sunday 6AM-MID																
AQH Persons (00)																
	Persons 12+	Teens 12-17	Men 18+	Men 18-24	Men 25-34	Men 35-44	Men 45-54	Men 55-64	Men 65+	Women 18+	Women 18-24	Women 25-34	Women 35-44	Women 45-54	Women 55-64	Women 65+
KABC-AM (%)	330	1	164	2	20	24	41	29	48	164	2	3	7	29	45	79
Rating	100		50	1	6	7	12	9	15	50	1	1	2	9	14	24
Share	.3		.4		.2	.2	.5	.6	.9	.4		.1	.4	.9	1.1	
Share	2.0	.1	2.2	.2	1.1	1.4	3.1	4.0	5.9	2.1	.2	.2	.4	2.2	5.1	7.4
KBIG-FM (%)	450	15	190	13	56	75	21	13	12	246	26	71	64	47	20	19
Rating	100		42	3	12	17	5	3	3	55	6	16	14	10	4	4
Share	.4	.1	.4	.2	.5	.8	.3	.3	.2	.5	.4	.7	.7	.6	.4	.3
Share	2.8	1.3	2.5	1.3	3.0	4.4	1.6	1.8	1.5	3.2	2.7	4.0	4.0	3.5	2.3	1.8
KBLA-AM (%)	139	1	83	3	28	29	13	5	4	55	2	10	20	3	4	16
Rating	100		60	2	20	21	10	4	3	39	2	7	14	2	3	12
Share	.1		.2		.3	.3	.2	.1	.1	.1		.1	.2	.1	.2	
Share	.9	.1	1.1	.3	1.5	1.7	1.0	.7	.5	.7	.2	.6	1.2	.2	.5	1.5
KBUA-FM (%)	65	8	35	8	13	12	2			23	3	4	11	2	3	
Rating	100		53	12	20	18	2	1		35	5	6	16	2	5	
Share	.1	.1	.1	.1	.1	.1	.1			.3	.3	.2	.7	.1	.3	
Share	.4	.7	.5	.8	.7	.7	.2			.3	.3	.2	.7	.1	.3	
KBUE-FM (%)	370	36	194	63	75	28	17	9	3	140	53	34	23	16	15	
Rating	100		52	17	20	8	5	2	1	38	14	9	6	4	4	
Share	.4	.3	.4	1.0	.7	.3	.2	.2	.1	.3	.8	.3	.2	.2	.3	
Share	2.3	3.0	2.6	6.2	4.0	1.6	1.3	1.2	.4	1.8	5.4	1.9	1.4	1.2	1.7	
KCBS-FM (%)	400	17	213	20	37	70	74	12	1	170	10	35	67	38	11	9
Rating	100		53	5	9	18	18	3		42	3	9	17	10	3	2
Share	.4	.2	.5	.3	.4	.7	1.0	.3		.4	.2	.4	.7	.5	.2	.1
Share	2.4	1.4	2.8	2.0	2.0	4.1	5.6	1.6	.1	2.2	1.0	2.0	4.1	2.8	1.3	.8
KDIS-AM (%)	65	26	12	2	2	5	2			27	1	6	14	3	2	1
Rating	100		40	18	2	3	7	3	1	41	2	9	21	4	3	2
Share	.1	.2	.2	.2	.1	.3	.2			.1	.4	.1	.3	.9	.2	.1
Share	.4	2.2	.2	.2	.1	.3	.2			.4	.1	.3	.9	.2	.2	.1
KFJ -AM (%)	620	2	257	10	15	61	59	42	70	361	4	21	51	60	94	132
Rating	100		41	2	2	10	9	7	11	58	1	3	8	10	15	21
Share	.6		.6	.2	.1	.6	.8	.9	1.4	.8	.1	.2	.5	.7	1.8	1.8
Share	3.8	.2	3.4	1.0	.8	3.6	4.4	5.7	8.6	4.7	.4	1.2	3.1	4.5	10.7	12.3
KFSH-FM (%)	93	9	29	1	9	13	4			55	8	15	10	19	3	1
Rating	100		31	1	9	14	4			59	8	16	11	20	3	1
Share	.1	.1	.1	.1	.1	.1	.1			.1	.1	.2	.1	.2	.1	
Share	.6	.8	.4	.1	.5	.8	.3		.2	.7	.8	.9	.6	1.4	.3	.1
KFWB-AM (%)	295	1	163	4	11	24	36	27	61	132	1	6	11	23	21	69
Rating	100		55	1	4	8	12	9	21	45	2	2	4	8	7	24
Share	.3		.4	.1	.1	.2	.5	.6	1.2	.3		.1	.1	.3	.4	1.0
Share	1.8	.1	2.2	.4	.6	1.4	2.7	3.7	7.5	1.7	.1	.3	.7	1.7	2.4	6.4
KHHT-FM (%)	408	44	132	34	36	30	21	8	3	232	67	61	57	31	9	8
Rating	100		32	8	9	7	5	2	1	57	16	15	14	8	2	2
Share	.4	.4	.3	.5	.3	.3	.3	.2	.1	.5	1.1	.6	.6	.4	.2	.1
Share	2.5	3.7	1.8	3.3	1.9	1.7	1.6	1.1	.4	3.0	6.8	3.5	3.5	2.3	1.0	.7
KHJ -AM (%)	136	2	70	3	14	25	13	5	10	63	2	15	14	18	9	5
Rating	100		52	3	10	18	10	4	7	47	2	11	10	13	7	4
Share	.1	.2	.2	.3	.1	.3	.2	.1	.2	.1	.2	.1	.2	.2	.1	.1
Share	.8	.2	.9	.3	.7	1.5	1.0	.7	1.2	.8	.2	.9	.9	1.3	1.0	.5
KIIS-FM (%)	607	159	170	39	66	47	12	4	2	278	97	77	61	33	6	4
Rating	100		28	6	11	8	2	1		46	16	13	10	5	1	1
Share	.6	1.5	.4	.6	.6	.5	.2	.1		.6	1.5	.8	.6	.4	.1	.1
Share	3.7	13.3	2.3	3.8	3.5	2.7	.9	.5	.2	3.6	9.9	4.4	3.8	2.5	.7	.4
KVVS-FM (%)	45	12	9		7	1	1			23	4	9	6	2		3
Rating	100		20		15	2	1			52	8	20	14	4		7
Share	.3	1.0	.1		.4	.1	.1			.3	.4	.5	.4	.1		.3

* Listener estimates adjusted for reported broadcast schedule.

+ Station(s) changed call letters - see Page 13.

& Both of the previous footnotes apply.

Listener Cume Composition

Monday-Sunday 6AM-MID

Cume Persons (00)

	Persons 12+	Teens 12-17	Men 18+	Men 18-24	Men 25-34	Men 35-44	Men 45-54	Men 55-64	Men 65+	Women 18+	Women 18-24	Women 25-34	Women 35-44	Women 45-54	Women 55-64	Women 65+
KABC-AM	5361	55	2737	67	329	545	646	497	652	2569	70	120	212	510	574	1083
(%)	100	1	51	1	6	10	12	9	12	48	1	2	4	10	11	20
Rating	5.3	.5	6.1	1.0	3.2	5.5	8.3	10.4	12.7	5.5	1.1	1.2	2.2	6.2	11.0	15.0
KBIG-FM	9604	712	3643	505	983	1200	435	276	243	5249	843	1497	1347	915	349	298
(%)	100	7	38	5	10	12	5	3	3	55	9	16	14	10	4	3
Rating	9.4	6.6	8.2	7.6	9.6	12.1	5.6	5.8	4.7	11.3	13.4	15.2	13.7	11.1	6.7	4.1
KBLA-AM	1789	40	1106	32	345	397	201	87	43	644	63	197	190	81	72	40
(%)	100	2	62	2	19	22	11	5	2	36	4	11	11	5	4	2
Rating	1.8	.4	2.5	.5	3.4	4.0	2.6	1.8	.8	1.4	1.0	2.0	1.9	1.0	1.4	.6
KBUA-FM	865	82	433	132	147	90	34	15	16	349	110	52	111	34	25	18
(%)	100	10	50	15	17	10	4	2	2	40	13	6	13	4	3	2
Rating	.8	.8	1.0	2.0	1.4	.9	.4	.3	.3	.7	1.8	.5	1.1	.4	.5	.2
KBUE-FM	4883	514	2302	595	790	418	255	166	77	2068	772	534	339	290	124	8
(%)	100	11	47	12	16	9	5	3	2	42	16	11	7	6	3	3
Rating	4.8	4.8	5.2	9.0	7.7	4.2	3.3	3.5	1.5	4.4	12.3	5.4	3.5	3.5	2.4	.1
KCBS-FM	9623	744	4932	641	950	1780	1189	308	64	3948	449	903	1400	870	199	127
(%)	100	8	51	7	10	19	12	3	1	41	5	9	15	9	2	1
Rating	9.4	6.9	11.1	9.7	9.2	17.9	15.3	6.5	1.3	8.5	7.2	9.2	14.3	10.6	3.8	1.8
KDIS-AM	2741	807	551	107	72	192	116	30	33	1383	128	358	601	179	84	34
(%)	100	29	20	4	3	7	4	1	1	50	5	13	22	7	3	1
Rating	2.7	7.5	1.2	1.6	.7	1.9	1.5	.6	.6	3.0	2.0	3.6	6.1	2.2	1.6	.5
KFI -AM	9095	133	4089	174	388	870	1016	687	955	4873	117	433	798	976	1046	1503
(%)	100	1	45	2	4	10	11	8	11	54	1	5	9	11	12	17
Rating	8.9	1.2	9.2	2.6	3.8	8.7	13.1	14.4	18.7	10.5	1.9	4.4	8.1	11.9	20.0	20.8
KFSH-FM	2205	356	728	62	156	263	144	56	48	1121	111	250	310	340	52	58
(%)	100	16	33	3	7	12	7	3	2	51	5	11	14	15	2	3
Rating	2.2	3.3	1.6	.9	1.5	2.6	1.9	1.2	.9	2.4	1.8	2.5	3.2	4.1	1.0	.8
KFWB-AM	7938	67	4307	78	451	857	1084	782	1055	3565	96	365	489	751	589	1276
(%)	100	1	54	1	6	11	14	10	13	45	1	5	6	9	7	16
Rating	7.8	.6	9.7	1.2	4.4	8.6	14.0	16.4	20.6	7.6	1.5	3.7	5.0	9.1	11.3	17.7
KHHT-FM	8431	1220	2999	866	782	651	436	152	113	4211	1197	1037	1086	511	189	192
(%)	100	14	36	10	9	8	5	2	1	50	14	12	13	6	2	2
Rating	8.3	11.3	6.7	13.1	7.6	6.5	5.6	3.2	2.2	9.0	19.1	10.5	11.1	6.2	3.6	2.7
KHJ -AM	2069	66	1069	102	319	244	191	129	84	934	81	191	157	240	161	104
(%)	100	3	52	5	15	12	9	6	4	45	4	9	8	12	8	5
Rating	2.0	.6	2.4	1.5	3.1	2.5	2.5	2.7	1.6	2.0	1.3	1.9	1.6	2.9	3.1	1.4
KIIS-FM	16744	3979	5037	1469	1688	1103	446	215	115	7728	2470	2258	1710	949	205	136
(%)	100	24	30	9	10	7	3	1	1	46	15	13	10	6	1	1
Rating	16.4	36.8	11.3	22.2	16.4	11.1	5.7	4.5	2.2	16.6	39.4	23.0	17.4	11.5	3.9	1.9
KVVS-FM	864	241	206		100	55	36		15	417	110	126	102	60		19
(%)	100	28	24		12	6	4		2	48	13	15	12	7		2
Rating	.8	2.2	.5		1.0	.6	.5		.3	.9	1.8	1.3	1.0	.7		.3

Listener Composition

* Listener estimates adjusted for reported broadcast schedule.

+ Station(s) changed call letters - see Page 13.

& Both of the previous footnotes apply.

Listener AQH Composition

Monday-Sunday 6AM-MID																
AQH Persons (00)																
	Persons 12+	Teens 12-17	Men 18+	Men 18-24	Men 25-34	Men 35-44	Men 45-54	Men 55-64	Men 65+	Women 18+	Women 18-24	Women 25-34	Women 35-44	Women 45-54	Women 55-64	Women 65+
KJLH-FM	234	10	92	5	7	23	36	13	6	133	10	27	43	27	13	12
(%)	100	4	39	2	3	10	16	6	3	57	4	11	18	12	6	5
Rating	.2	.1	.2	.1	.1	.2	.5	.3	.1	.3	.2	.3	.4	.3	.2	.2
Share	1.4	.8	1.2	.5	.4	1.3	2.7	1.8	.7	1.7	1.0	1.5	2.7	2.0	1.5	1.1
KKBT-FM	576	127	178	58	57	37	21	2	3	271	68	67	67	39	13	18
(%)	100	22	31	10	10	6	4			47	12	12	12	7	2	3
Rating	.6	1.2	.4	.9	.6	.4	.3		.1	.6	1.1	.7	.7	.5	.2	.2
Share	3.5	10.6	2.4	5.7	3.0	2.2	1.6	.3	.4	3.5	6.9	3.8	4.1	2.9	1.5	1.7
KLAC-AM	173	3	102	5	13	16	17	14	37	68	2	3	6	11	16	30
(%)	100	1	59	3	8	9	10	8	21	39	1	2	3	7	9	17
Rating	.2		.2	.1	.1	.2	.2	.3	.7	.1			.1	.1	.3	.4
Share	1.1	.3	1.4	.5	.7	.9	1.3	1.9	4.6	.9	.2	.2	.4	.8	1.8	2.8
KLAX-FM	442	34	240	48	84	60	22	14	13	167	43	69	28	19	1	7
(%)	100	8	54	11	19	13	5	3	3	38	10	16	6	4		2
Rating	.4	.3	.5	.7	.8	.6	.3	.3	.3	.4	.7	.7	.3	.2		.1
Share	2.7	2.8	3.2	4.7	4.4	3.5	1.7	1.9	1.6	2.2	4.4	3.9	1.7	1.4	.1	.7
KLOS-FM	339	14	223	31	62	75	47	6	2	102	4	23	43	21	6	5
(%)	100	4	66	9	18	22	14	2	1	30	1	7	13	6	2	1
Rating	.3	.1	.5	.5	.6	.8	.6	.1		.2	.1	.2	.4	.3	.1	.1
Share	2.1	1.2	3.0	3.0	3.3	4.4	3.5	.8	.2	1.3	.4	1.3	2.7	1.6	.7	.5
KLSX-FM	362	6	272	41	97	84	39	11	1	84	9	35	21	17	3	
(%)	100	2	75	11	27	23	11	3		23	2	10	6	5	1	
Rating	.4	.1	.6	.6	.9	.8	.5	.2		.2	.1	.4	.2	.2	.1	
Share	2.2	.5	3.6	4.0	5.1	4.9	2.9	1.5	.1	1.1	.9	2.0	1.3	1.3	.3	
KLTX-AM	144	7	54	12	15	24	3			82	7	13	21	22	15	4
(%)	100	5	38	8	11	17	2			57	5	9	15	16	10	3
Rating	.1	.1	.1	.2	.1	.2				.2	.1	.1	.2	.3	.3	.1
Share	.9	.6	.7	1.2	.8	1.4	.2			1.1	.7	.7	1.3	1.6	1.7	.4
KLVE-FM	595	11	210	14	83	52	32	14	13	374	33	112	94	61	34	40
(%)	100	2	35	2	14	9	5	2	2	63	6	19	16	10	6	7
Rating	.6	.1	.5	.2	.8	.5	.4	.3	.3	.8	.5	1.1	1.0	.7	.6	.6
Share	3.6	.9	2.8	1.4	4.4	3.0	2.4	1.9	1.6	4.9	3.4	6.4	5.8	4.6	3.9	3.7
KLYY-FM	150	15	58	11	23	18	4	1	2	78	14	31	17	10	4	1
(%)	100	10	38	7	15	12	3			52	9	21	12	7	3	
Rating	.1	.1	.1	.2	.2	.2	.1			.2	.2	.3	.2	.1	.1	
Share	.9	1.3	.8	1.1	1.2	1.0	.3	.1	.2	1.0	1.4	1.8	1.0	.7	.5	.1
KMXN-FM	63	3	26	5	10	9	2			34	9	17	7	1		
(%)	100	4	41	7	16	14	3			55	14	28	11	2		
Rating	.1		.1	.1	.1	.1				.1	.1	.2	.1			
Share	.4	.3	.3	.5	.5	.5	.2			.4	.9	1.0	.4	.1		
KMZT-FM	263	10	115	3	1	23	21	27	40	139	3	5	21	28	27	56
(%)	100	4	44	1		9	8	10	15	53	1	2	8	11	10	21
Rating	.3	.1	.3			.2	.3	.6	.8	.3		.1	.2	.3	.5	.8
Share	1.6	.8	1.5	.3	.1	1.3	1.6	3.7	4.9	1.8	.3	.3	1.3	2.1	3.1	5.2
KNX -AM	379		222	2	17	44	36	35	88	157	1	10	22	28	20	77
(%)	100		59	1	4	12	9	9	23	41		3	6	7	5	20
Rating	.4		.5		.2	.4	.5	.7	1.7	.3		.1	.2	.3	.4	1.1
Share	2.3		3.0	.2	.9	2.6	2.7	4.8	10.9	2.1	.1	.6	1.4	2.1	2.3	7.2
KOST-FM	635	15	232	13	74	33	41	45	27	388	39	71	85	77	69	48
(%)	100	2	37	2	12	5	6	7	4	61	6	11	13	12	11	7
Rating	.6	.1	.5	.2	.7	.3	.5	.9	.5	.8	.6	.7	.9	.9	1.3	.7
Share	3.9	1.3	3.1	1.3	3.9	1.9	3.1	6.1	3.3	5.1	4.0	4.0	5.2	5.7	7.9	4.5

* Listener estimates adjusted for reported broadcast schedule.

+ Station(s) changed call letters - see Page 13.

& Both of the previous footnotes apply.

Listener Cume Composition

Monday-Sunday 6AM-MID

Cume Persons (00)

	Persons 12+	Teens 12-17	Men 18+	Men 18-24	Men 25-34	Men 35-44	Men 45-54	Men 55-64	Men 65+	Women 18+	Women 18-24	Women 25-34	Women 35-44	Women 45-54	Women 55-64	Women 65+
KJLH-FM	3946	337	1437	116	259	358	356	207	141	2172	301	525	574	402	186	185
(%)	100	9	36	3	7	9	9	5	4	55	8	13	15	10	5	5
Rating	3.9	3.1	3.2	1.8	2.5	3.6	4.6	4.3	2.8	4.7	4.8	5.3	5.9	4.9	3.6	2.6
KKBT-FM	11836	3238	3819	1504	1022	786	356	96	56	4780	1690	1220	995	470	173	231
(%)	100	27	32	13	9	7	3	1		40	14	10	8	4	1	2
Rating	11.6	29.9	8.6	22.7	9.9	7.9	4.6	2.0	1.1	10.3	26.9	12.4	10.1	5.7	3.3	3.2
KLAC-AM	5280	179	2971	108	533	560	536	426	708	2130	43	151	338	404	319	875
(%)	100	3	56	2	10	12	10	8	13	40	1	3	6	8	6	17
Rating	5.2	1.7	6.7	1.6	5.2	6.6	6.9	8.9	13.8	4.6	.7	1.5	3.4	4.9	6.1	12.1
KLAX-FM	6739	609	3253	699	1155	724	332	180	163	2877	725	973	520	405	97	158
(%)	100	9	48	10	17	11	5	3	2	43	11	14	8	6	1	2
Rating	6.6	5.6	7.3	10.6	11.2	7.3	4.3	3.8	3.2	6.2	11.6	9.9	5.3	4.9	1.9	2.2
KLOS-FM	8144	560	4608	723	1154	1663	897	121	51	2976	343	801	1002	571	142	118
(%)	100	7	57	9	14	20	11	1	1	37	4	10	12	7	2	1
Rating	8.0	5.2	10.3	10.9	11.2	16.7	11.5	2.5	1.0	6.4	5.5	8.1	10.2	6.9	2.7	1.6
KLSX-FM	5855	164	3960	455	1272	1185	763	236	48	1731	132	561	539	357	107	36
(%)	100	3	68	8	22	20	13	4	1	30	2	10	9	6	2	1
Rating	5.7	1.5	8.9	6.9	12.4	11.9	9.8	4.9	.9	3.7	2.1	5.7	5.5	4.3	2.0	.5
KLTX-AM	1014	76	413	76	120	163	54			525	54	108	141	148	56	19
(%)	100	7	41	8	12	16	5			52	5	11	14	15	6	2
Rating	1.0	.7	.9	1.1	1.2	1.6	.7			1.1	.9	1.1	1.4	1.8	1.1	.3
KLVE-FM	9789	452	3847	477	1264	1003	552	321	229	5491	740	1637	1294	857	412	550
(%)	100	5	39	5	13	10	6	3	2	56	8	17	13	9	4	6
Rating	9.6	4.2	8.6	7.2	12.3	10.1	7.1	6.7	4.5	11.8	11.8	16.6	13.2	10.4	7.9	7.6
KLYY-FM	3981	492	1508	365	656	317	87	33	50	1981	506	739	413	224	59	40
(%)	100	12	38	9	16	8	2	1	1	50	13	19	10	6	1	1
Rating	3.9	4.5	3.4	5.5	6.4	3.2	1.1	.7	1.0	4.2	8.1	7.5	4.2	2.7	1.1	.6
KMXN-FM	1369	199	522	82	186	181	42	30		648	114	230	203	61	41	
(%)	100	15	38	6	14	13	3	2		47	8	17	15	4	3	
Rating	1.3	1.8	1.2	1.2	1.8	1.8	.5	.6		1.4	1.8	2.3	2.1	.7	.8	
KMZT-FM	4955	268	2229	98	151	568	380	397	636	2458	127	313	391	591	422	614
(%)	100	5	45	2	3	11	8	8	13	50	3	6	8	12	9	12
Rating	4.9	2.5	5.0	1.5	1.5	5.7	4.9	8.3	12.4	5.3	2.0	3.2	4.0	7.2	8.1	8.5
KNX -AM	9213	49	5363	101	516	1339	1117	902	1387	3801	109	270	711	761	630	1320
(%)	100	1	58	1	6	15	12	10	15	41	1	3	8	8	7	14
Rating	9.0	.5	12.0	1.5	5.0	13.5	14.4	18.9	27.1	8.2	1.7	2.7	7.2	9.2	12.0	18.3
KOST-FM	11455	589	4057	491	1044	907	731	469	415	6809	964	1533	1507	1315	929	561
(%)	100	5	35	4	9	8	6	4	4	59	8	13	13	11	8	5
Rating	11.2	5.4	9.1	7.4	10.1	9.1	9.4	9.8	8.1	14.6	15.4	15.6	15.4	16.0	17.8	7.8

Listener Composition

* Listener estimates adjusted for reported broadcast schedule.

+ Station(s) changed call letters - see Page 13.

& Both of the previous footnotes apply.

Listener AQH Composition

Monday-Sunday 6AM-MID																	
AQH Persons (00)																	
	Persons 12+	Teens 12-17	Men 18+	Men 18-24	Men 25-34	Men 35-44	Men 45-54	Men 55-64	Men 65+	Women 18+	Women 18-24	Women 25-34	Women 35-44	Women 45-54	Women 55-64	Women 65+	
KPLS-AM	51		29	1	1	2	5	10	10	23				2	4	11	6
(%)	100		56	2	2	4	10	19	19	44				4	7	21	12
Rating	.1		.1				.1	.2	.2						.2	.1	
Share	.3		.4	.1	.1	.1	.4	1.4	1.2	.3			.1	.3	1.3	.6	
KPWR-FM	809	247	337	140	143	35	11	1	7	225	105	80	26	5	5	4	
(%)	100	31	42	17	18	4	1	1	1	28	13	10	3	1	1	1	
Rating	.8	2.3	.8	2.1	1.4	.4	.1		.1	.5	1.7	.8	.3	.1	.1	.1	
Share	4.9	20.7	4.5	13.7	7.6	2.0	.8	.1	.9	2.9	10.7	4.6	1.6	.4	.6	.4	
KRCR-FM	170	4	56	1	12	12	10	12	8	110	5	14	35	23	24	9	
(%)	100	2	33	1	7	7	6	7	4	65	3	8	21	13	14	5	
Rating	.2		.1		.1	.1	.1	.3	.2	.1	.1	.1	.4	.3	.5	.1	
Share	1.0	.3	.7	.1	.6	.7	.8	1.6	1.0	1.4	.5	.8	2.2	1.7	2.7	.8	
KRCV-FM	122	1	60	3	14	18	9	8	8	62	1	13	20	13	4	10	
(%)	100	1	49	2	11	15	7	7	6	50	1	11	17	11	3	8	
Rating	.1		.1		.1	.2	.1	.2	.2	.1		.1	.2	.2	.1	.1	
Share	.7	.1	.8	.3	.7	1.0	.7	1.1	1.0	.8	.1	.7	1.2	1.0	.5	.9	
KRLA-AM	83		41	1		6	7	8	18	43	1	1	4	9	8	21	
(%)	100		49	1		7	9	9	22	51	1	1	5	11	9	25	
Rating	.1		.1			.1	.1	.2	.4	.1			.1	.1	.2	.3	
Share	.5		.5	.1		.3	.5	1.1	2.2	.6	.1	.1	.2	.7	.9	2.0	
KRLH-AM	1		1			1											
(%)	100		100			74		26									
Rating						.1											
Share																	
KROQ-FM	706	143	330	143	115	52	17	3	1	233	92	88	38	13	3		
(%)	100	20	47	20	16	7	2			33	13	12	5	2			
Rating	.7	1.3	.7	2.2	1.1	.5	.2	.1		.5	1.5	.9	.4	.2	.1		
Share	4.3	12.0	4.4	14.0	6.1	3.0	1.3	.4	.1	3.0	9.4	5.0	2.3	1.0	.3		
KRTH-FM	500	32	226	36	26	36	74	45	8	242	17	28	46	63	52	35	
(%)	100	6	45	7	5	7	15	9	2	49	3	6	9	13	10	7	
Rating	.5	.3	.5	.5	.3	.4	1.0	.9	.2	.5	.3	.3	.5	.8	1.0	.5	
Share	3.1	2.7	3.0	3.5	1.4	2.1	5.6	6.1	1.0	3.2	1.7	1.6	2.8	4.7	5.9	3.3	
KSCA-FM	761	23	400	42	151	97	66	29	14	338	38	99	89	57	37	18	
(%)	100	3	53	6	20	13	9	4	2	44	5	13	12	8	5	2	
Rating	.7	.2	.9	.6	1.5	1.0	.8	.6	.3	.7	.6	1.0	.9	.7	.7	.2	
Share	4.7	1.9	5.3	4.1	8.0	5.6	5.0	4.0	1.7	4.4	3.9	5.6	5.5	4.3	4.2	1.7	
KSPN-AM	51		42	1	9	9	15	5	2	9		2	2	3	2		
(%)	100		82	2	18	18	29	11	4	18		4	4	6	3	1	
Rating	.1		.1		.1	.1	.2	.1				.1	.1	.2	.2		
Share	.3		.6	.1	.5	.5	1.1	.7	.2	.1		.1	.1	.2	.2		
KSSC-FM	31	1	11	3	4	2			2	18	5	8	2	3			
(%)	100	5	35	9	13	5	1		6	60	16	26	8	10			
Rating											.1	.1					
Share	.2	.1	.1	.3	.2	.1			.2	.2	.5	.5	.1	.2			
KSSE-FM	198	14	95	24	37	22	5	3	3	90	13	56	15	4	1		
(%)	100	7	48	12	19	11	3	2	1	45	7	28	8	2	1		
Rating	.2	.1	.2	.4	.4	.2	.1	.1	.1	.2	.2	.6	.2	.2	.1		
Share	1.2	1.2	1.3	2.3	2.0	1.3	.4	.4	.4	1.2	1.3	3.2	.9	.3	.1		
KTND-AM	96	1	58		18	20	10	7	3	38	4	6	5	4	11	8	
(%)	100	1	60		19	21	10	7	3	39	4	6	5	4	12	8	
Rating	.1		.1		.2	.2	.1	.1	.1	.1	.1	.1	.1	.1	.2	.1	
Share	.6	.1	.8		1.0	1.2	.8	1.0	.4	.5	.4	.3	.3	.3	1.3	.7	
KTWV-FM	552	10	248	2	20	50	69	61	45	294	9	39	66	98	42	41	
(%)	100	2	45		4	9	13	11	8	53	2	7	12	18	8	7	
Rating	.5	.1	.6		.2	.5	.9	1.3	.9	.6	.1	.4	.7	1.2	.8	.6	
Share	3.4	.8	3.3	.2	1.1	2.9	5.2	8.3	5.5	3.8	.9	2.2	4.1	7.3	4.8	3.8	

* Listener estimates adjusted for reported broadcast schedule.

+ Station(s) changed call letters - see Page 13.

& Both of the previous footnotes apply.

Listener Cume Composition

		Monday-Sunday 6AM-MID														
		Cume Persons (00)														
	Persons 12+	Teens 12-17	Men 18+	Men 18-24	Men 25-34	Men 35-44	Men 45-54	Men 55-64	Men 65+	Women 18+	Women 18-24	Women 25-34	Women 35-44	Women 45-54	Women 55-64	Women 65+
KPLS-AM	1127		623	37	29	56	160	176	164	504			46	94	171	193
(%)	100		55	3	3	5	14	16	15	45			4	8	15	17
Rating	1.1		1.4	.6	.3	.6	2.1	3.7	3.2	1.1			.5	1.1	3.3	2.7
KPWR-FM	15542	4592	5686	2583	1940	741	252	102	68	5264	2436	1732	653	303	93	46
(%)	100	30	37	17	12	5	2	1		34	16	11	4	2	1	
Rating	15.2	42.4	12.8	39.0	18.9	7.5	3.2	2.1	1.3	11.3	38.8	17.6	6.7	3.7	1.8	.6
KRCD-FM	2357	132	891	62	283	226	120	136	64	1334	116	248	354	221	231	164
(%)	100	6	38	3	12	10	5	6	3	57	5	11	15	9	10	7
Rating	2.3	1.2	2.0	.9	2.7	2.3	1.5	2.8	1.3	2.9	1.8	2.5	3.6	2.7	4.4	2.3
KRCV-FM	1694	52	805	70	237	232	107	98	61	836	32	179	256	194	80	96
(%)	100	3	48	4	14	14	6	6	4	49	2	11	15	11	5	6
Rating	1.7	.5	1.8	1.1	2.3	2.3	1.4	2.1	1.2	1.8	.5	1.8	2.6	2.4	1.5	1.3
KRLA-AM	2145	11	1056	14	31	176	224	228	384	1078	16	58	112	175	206	511
(%)	100	1	49	1	1	8	10	11	18	50	1	3	5	8	10	24
Rating	2.1	.1	2.4	.2	.3	1.8	2.9	4.8	7.5	2.3	.3	.6	1.1	2.1	3.9	7.1
KRLH-AM	47		47			18		30								
(%)	100		100			38		62								
Rating			.1			.2		.6								
KROQ-FM	14764	3118	6417	2134	2198	1538	377	117	54	5229	2008	1784	917	379	102	38
(%)	100	21	43	14	15	10	3	1		35	14	12	6	3	1	
Rating	14.5	28.8	14.4	32.2	21.4	15.5	4.9	2.5	1.1	11.2	32.0	18.1	9.3	4.6	1.9	.5
KRTH-FM	11908	1154	4798	571	491	1063	1433	865	376	5957	645	767	1167	1666	1037	676
(%)	100	10	40	5	4	9	12	7	3	50	5	6	10	14	9	6
Rating	11.7	10.7	10.8	8.6	4.8	10.7	18.4	18.1	7.3	12.8	10.3	7.8	11.9	20.2	19.8	9.4
KSCA-FM	8155	534	4125	668	1504	978	638	239	98	3496	625	1001	842	589	226	212
(%)	100	7	51	8	18	12	8	3	1	43	8	12	10	7	3	3
Rating	8.0	4.9	9.3	10.1	14.6	9.8	8.2	5.0	1.9	7.5	10.0	10.2	8.6	7.2	4.3	2.9
KSPN-AM	1337	14	1047	55	173	366	291	58	105	276	11	42	101	57	27	38
(%)	100	1	78	4	13	27	22	4	8	21	1	3	8	4	2	3
Rating	1.3	.1	2.4	.8	1.7	3.7	3.7	1.2	2.1	.6	.2	.4	1.0	.7	.5	.5
KSSC-FM	1028	121	428	102	142	93	54		36	480	133	184	51	98	13	
(%)	100	12	42	10	14	9	5		4	47	13	18	5	10	1	
Rating	1.0	1.1	1.0	1.5	1.4	.9	.7		.7	1.0	2.1	1.9	.5	1.2	.2	
KSSE-FM	3957	419	1743	414	709	430	92	47	52	1796	342	871	411	129	43	
(%)	100	11	44	10	18	11	2	1	1	45	9	22	10	3	1	
Rating	3.9	3.9	3.9	6.3	6.9	4.3	1.2	1.0	1.0	3.9	5.4	8.9	4.2	1.6	.8	
KTNQ-AM	1519	25	819		287	254	171	66	41	675	76	121	131	102	127	118
(%)	100	2	54		19	17	11	4	3	44	5	8	9	7	8	8
Rating	1.5	.2	1.8		2.8	2.6	2.2	1.4	.8	1.4	1.2	1.2	1.3	1.2	2.4	1.6
KTWV-FM	8256	329	3641	61	357	1007	966	602	648	4286	147	643	1060	1175	639	623
(%)	100	4	44	1	4	12	12	7	8	52	2	8	13	14	8	8
Rating	8.1	3.0	8.2	.9	3.5	10.1	12.4	12.6	12.7	9.2	2.3	6.5	10.8	14.3	12.2	8.6

Listener Composition

* Listener estimates adjusted for reported broadcast schedule.

+ Station(s) changed call letters - see Page 13.

& Both of the previous footnotes apply.

Listener AQH Composition

		Monday-Sunday 6AM-MID														
		AQH Persons (00)														
	Persons 12+	Teens 12-17	Men 18+	Men 18-24	Men 25-34	Men 35-44	Men 45-54	Men 55-64	Men 65+	Women 18+	Women 18-24	Women 25-34	Women 35-44	Women 45-54	Women 55-64	Women 65+
KWIZ-FM	182	6	100	18	33	32	9	2	6	76	13	43	14	2	4	
(%)	100	3	55	10	18	18	5	1	3	42	7	23	8	1	2	
Rating	.2	.1	.2	.3	.3	.3	.1		.1	.2	.2	.4	.1		.1	
Share	1.1	.5	1.3	1.8	1.7	1.9	.7	.3	.7	1.0	1.3	2.5	.9	.1	.5	
KWKW-AM	85	1	36		8	7	6	8	7	47	1	11	10	10	9	6
(%)	100	2	42		9	9	7	10	8	56	1	13	12	12	10	8
Rating	.1		.1		.1	.1	.1	.2	.1	.1		.1	.1	.1	.2	.1
Share	.5	.1	.5		.4	.4	.5	1.1	.9	.6	.1	.6	.6	.7	1.0	.6
KWVE-FM	86	2	35	2	7	8	7	2	8	48	2	4	10	18	4	9
(%)	100	2	41	3	9	9	8	3	10	56	3	5	12	21	5	10
Rating	.1		.1		.1	.1	.1		.2	.1		.1	.1	.2	.1	.1
Share	.5	.2	.5	.2	.4	.5	.5	.3	1.0	.6	.2	.2	.6	1.3	.5	.8
KXOL-FM	404	15	175	47	51	49	14	8	6	213	37	90	43	22	12	9
(%)	100	4	43	12	13	12	3	2	1	53	9	22	11	6	3	2
Rating	.4	.1	.4	.7	.5	.5	.2	.2	.1	.5	.6	.9	.4	.3	.2	.1
Share	2.5	1.3	2.3	4.6	2.7	2.9	1.1	1.1	.7	2.8	3.8	5.1	2.7	1.6	1.4	.8
KXTA-AM	121	4	92	7	28	23	12	9	12	25	2	2	5	1	2	13
(%)	100	3	76	6	23	19	10	8	10	21	2	1	4	1	2	11
Rating	.1		.2	.1	.3	.2	.2	.2	.2	.1			.1		.2	.2
Share	.7	.3	1.2	.7	1.5	1.3	.9	1.2	1.5	.3	.2	.1	.3	.1	.2	1.2
KYSR-FM	368	16	135	23	46	46	14	4	1	217	43	83	59	21	10	1
(%)	100	4	37	6	13	13	4	1		59	12	23	16	6	3	
Rating	.4	.1	.3	.3	.4	.5	.2	.1		.5	.7	.8	.6	.3	.2	
Share	2.3	1.3	1.8	2.3	2.4	2.7	1.1	.5	.1	2.8	4.4	4.7	3.6	1.6	1.1	.1
KZLA-FM	383	16	156	5	25	33	50	27	17	211	19	41	46	52	34	20
(%)	100	4	41	1	6	9	13	7	4	55	5	11	12	13	9	5
Rating	.4	.1	.4	.1	.2	.3	.6	.6	.3	.5	.3	.4	.5	.6	.6	.3
Share	2.3	1.3	2.1	.5	1.3	1.9	3.8	3.7	2.1	2.8	1.9	2.3	2.8	3.9	3.9	1.9
KGGI-FM	64	16	14	7	4	2	1			35	11	7	9	6	1	
(%)	100	24	22	11	7	3	1			54	17	11	14	10	2	
Rating	.1	.1		.1						.1	.2	.1	.1	.1		
Share	.4	1.3	.2	.7	.2	.1	.1			.5	1.1	.4	.6	.4	.1	
XTRA-AM	67	1	59	4	11	19	18	2	4	8			1	5	1	1
(%)	100	2	87	6	16	29	27	4	5	12			1	8	1	1
Rating	.1		.1	.1	.1	.2	.2		.1				.1	.1		
Share	.4	.1	.8	.4	.6	1.1	1.4	.3	.5	.1			.1	.4	.1	.1
TOTALS	16346	1196	7507	1022	1892	1717	1333	732	811	7643	980	1755	1620	1340	875	1073
(%)	100	7	46	6	12	11	8	4	5	47	6	11	10	8	5	7
Rating	16.0	11.1	16.9	15.4	18.4	17.3	17.2	15.3	15.8	16.4	15.6	17.8	16.5	16.3	16.7	14.9

* Listener estimates adjusted for reported broadcast schedule.

+ Station(s) changed call letters - see Page 13.

& Both of the previous footnotes apply.

Listener Cume Composition

Monday-Sunday 6AM-MID

Cume Persons (00)

	Persons 12+	Teens 12-17	Men 18+	Men 18-24	Men 25-34	Men 35-44	Men 45-54	Men 55-64	Men 65+	Women 18+	Women 18-24	Women 25-34	Women 35-44	Women 45-54	Women 55-64	Women 65+
KWIZ-FM	2525	213	1328	273	440	370	148	76	20	985	258	390	214	63	60	
(%)	100	8	53	11	17	15	6	3	1	39	10	15	8	2	2	
Rating	2.5	2.0	3.0	4.1	4.3	3.7	1.9	1.6	.4	2.1	4.1	4.0	2.2	.8	1.1	
KWKW-AM	1269	52	623		133	193	103	102	92	593	32	101	149	135	56	120
(%)	100	4	49		11	15	8	8	7	47	3	8	12	11	4	9
Rating	1.2	.5	1.4		1.3	1.9	1.3	2.1	1.8	1.3	.5	1.0	1.5	1.6	1.1	1.7
KWVE-FM	2238	104	890	63	214	238	219	56	100	1244	94	198	309	316	138	190
(%)	100	5	40	3	10	11	10	2	4	56	4	9	14	14	6	8
Rating	2.2	1.0	2.0	1.0	2.1	2.4	2.8	1.2	2.0	2.7	1.5	2.0	3.1	3.8	2.6	2.6
KXOL-FM	5820	400	2492	547	887	597	209	126	126	2927	554	934	686	396	220	136
(%)	100	7	43	9	15	10	4	2	2	50	10	16	12	7	4	2
Rating	5.7	3.7	5.6	8.3	8.6	6.0	2.7	2.6	2.5	6.3	8.8	9.5	7.0	4.8	4.2	1.9
KXTA-AM	2654	22	1940	181	453	479	364	233	230	692	55	74	136	110	69	249
(%)	100	1	73	7	17	18	14	9	9	26	2	3	5	4	3	9
Rating	2.6	.2	4.4	2.7	4.4	4.8	4.7	4.9	4.5	1.5	.9	.8	1.4	1.3	1.3	3.4
KYSR-FM	10281	817	4038	944	1220	1275	375	179	47	5426	1250	1913	1364	655	189	55
(%)	100	8	39	9	12	12	4	2		53	12	19	13	6	2	1
Rating	10.1	7.6	9.1	14.3	11.9	12.8	4.8	3.8	.9	11.6	19.9	19.4	13.9	8.0	3.6	.8
KZLA-FM	6931	506	2363	170	413	584	503	323	370	4062	422	786	1012	788	488	566
(%)	100	7	34	2	6	8	7	5	5	59	6	11	15	11	7	8
Rating	6.8	4.7	5.3	2.6	4.0	5.9	6.5	6.8	7.2	8.7	6.7	8.0	10.3	9.6	9.3	7.8
KGGI-FM	2395	705	635	243	190	161	26		15	1055	431	316	180	84	44	
(%)	100	29	27	10	8	7	1		1	44	18	13	8	4	2	
Rating	2.3	6.5	1.4	3.7	1.8	1.6	.3		.3	2.3	6.9	3.2	1.8	1.0	.8	
XTRA-AM	1795	26	1551	119	252	426	426	155	173	217	12	19	62	55	14	55
(%)	100	1	86	7	14	24	24	9	10	12	1	1	3	3	1	3
Rating	1.8	.2	3.5	1.8	2.4	4.3	5.5	3.2	3.4	.5	.2	.2	.6	.7	.3	.8
TOTALS	96598	10155	42198	6347	9970	9578	7415	4354	4533	44245	6106	9496	9488	7813	5007	6335
(%)	100	11	44	7	10	10	8	5	5	46	6	10	10	8	5	7
Rating	94.7	93.8	94.8	95.8	96.9	96.3	95.4	91.2	88.6	94.9	97.3	96.5	96.7	94.9	95.7	87.7

Listener Composition

* Listener estimates adjusted for reported broadcast schedule.

+ Station(s) changed call letters - see Page 13.

& Both of the previous footnotes apply.

Listening Locations

Persons 18+																
AQH (00)																
	Monday-Friday 6AM-10AM+3PM-7PM				Monday-Friday 10AM-3PM				Weekend 10AM-7PM				Monday-Sunday 6AM-MID			
	At Home	In Car	At Work	Other	At Home	In Car	At Work	Other	At Home	In Car	At Work	Other	At Home	In Car	At Work	Other
KABC-AM (%)	242 53	171 38	40 9	1	204 47	141 32	89 20	3 1	128 62	64 31	14 7		188 57	103 31	36 11	1
KBIG-FM (%)	76 14	149 28	302 57	5 1	96 12	139 17	568 70	14 2	104 29	126 36	116 33	7 2	83 19	110 25	236 54	7 2
KBLA-AM (%)	84 46	65 35	29 16	6 3	123 52	74 31	40 17		61 64	23 24	12 12		76 55	41 29	20 14	2 1
KBUA-FM (%)	46 52	11 12	32 36		32 42	12 16	31 40	1 1	31 60	16 31	5 9		30 52	9 16	18 32	
KBUE-FM (%)	174 41	86 20	159 37	10 2	145 30	57 12	266 54	22 5	162 51	60 19	67 21	26 8	142 43	57 17	121 36	13 4
KCBS-FM (%)	81 16	238 48	173 35	8 2	83 14	170 28	349 58	4 1	170 44	171 45	34 9	7 2	82 22	155 41	139 36	6 1
KDIS-AM (%)	28 39	40 56	1 1	3 4	5 23	16 71	1 5		24 48	25 49		1 2	17 43	21 53		1 3
KFI -AM (%)	408 49	322 39	93 11	8 1	496 47	349 33	215 20	2	210 66	82 26	20 6	5 1	329 53	204 33	81 13	4 1
KFSH-FM (%)	25 20	90 72	9 7	1 1	22 24	55 59	14 15	2 2	23 28	52 63	7 9		22 26	54 65	7 8	1 1
KFWB-AM (%)	189 40	279 59	6 1	1	100 33	183 61	18 6	1	59 33	113 63	6 4	1 1	126 43	160 54	8 3	1
KHHT-FM (%)	90 20	167 38	166 38	15 3	93 16	130 23	334 58	18 3	138 44	101 33	49 16	23 7	109 30	109 30	133 36	14 4
KHJ -AM (%)	105 60	29 17	41 23	1	141 60	21 9	70 30	3 1	80 67	18 15	13 11	7 6	83 62	18 13	30 23	2 1
KIIS-FM (%)	151 25	320 53	123 20	11 2	129 23	191 34	224 40	15 3	187 40	209 45	45 10	24 5	139 31	195 43	101 22	14 3
KVVS-FM (%)	14 30	20 42	13 28		3 8	17 45	18 47		16 54	6 20	8 26		11 33	11 33	11 33	
KJLH-FM (%)	71 27	110 42	68 26	10 4	40 16	74 30	131 53	4 2	166 53	107 34	20 6	20 6	82 37	77 34	56 25	9 4
KKBT-FM (%)	264 35	294 39	166 22	26 3	107 21	170 34	208 42	14 3	157 50	124 39	15 5	21 7	162 36	165 37	102 23	20 4
KKLA-FM (%)	54 39	63 46	15 11	4 3	34 38	37 41	16 18	3 3	17 58	13 42			36 46	32 41	8 10	2 3
KLAC-AM (%)	98 51	71 37	22 11	2 1	91 34	107 40	67 25	1	105 58	70 38	1	6 3	84 49	63 37	21 12	3 2
KLAX-FM (%)	199 42	113 24	158 33	6 1	243 40	86 14	275 45	6 1	227 51	102 23	102 23	14 3	185 45	79 19	134 33	10 2
KLOS-FM (%)	112 22	232 46	147 29	12 2	74 18	123 31	195 49	10 2	116 45	88 34	37 14	17 6	91 28	125 38	98 30	11 3
KLSX-FM (%)	205 29	293 42	176 25	25 4	106 21	153 30	239 47	13 2	45 49	35 39	11 12		101 28	137 38	108 30	11 3
KLTX-AM (%)	89 53	53 32	23 14	2 1	88 45	67 35	34 18	4 2	69 52	41 31	22 17		74 55	40 30	19 14	2 1
KLVE-FM (%)	393 51	162 21	202 26	9 1	347 40	129 15	376 44	6 1	279 58	111 23	67 14	21 4	301 52	110 19	163 28	10 2
KLYY-FM (%)	74 43	63 37	30 18	4 2	66 38	50 29	48 28	8 5	69 45	53 35	19 12	11 7	61 45	43 32	26 19	5 4

* Listener estimates adjusted for reported broadcast schedule.

+ Station(s) changed call letters - see Page 13.

NOTE: Demographic estimates here may not sum to like demographics in other sections of the report due to rounding.

Listening Locations

Persons 18+

AQH (00)

	Monday-Friday 6AM-10AM+3PM-7PM				Monday-Friday 10AM-3PM				Weekend 10AM-7PM				Monday-Sunday 6AM-MID			
	At Home	In Car	At Work	Other	At Home	In Car	At Work	Other	At Home	In Car	At Work	Other	At Home	In Car	At Work	Other
KMXN-FM (%)	9 12	31 40	37 48		22 21	15 14	70 65		26 54	17 35	5 11		16 27	17 29	26 44	
KM2T-FM (%)	112 39	76 27	95 33	2 1	146 37	80 20	167 42	4 1	159 62	62 24	29 12	5 2	124 49	55 22	72 28	3 1
KNX -AM (%)	257 46	261 46	45 8	1	126 28	237 53	84 19	3 1	84 38	114 52	18 8	4 2	178 47	162 43	36 10	2
KOST-FM (%)	198 26	236 31	313 41	8 1	170 18	163 17	590 63	12 1	206 40	185 36	108 21	10 2	199 32	163 26	250 40	9 1
KPLS-AM (%)	49 60	26 31	5 6	2 2	38 44	13 15	31 37	3 3	22 71	5 15	3 10	2 5	29 57	12 23	8 16	1 3
KPWR-FM (%)	265 33	330 41	184 23	23 3	141 24	211 35	234 39	14 2	213 40	215 40	69 13	41 8	195 35	208 37	131 23	28 5
KRCO-FM (%)	120 59	42 21	42 21		135 51	42 16	88 33	2 1	109 72	36 24	5 3	1 1	101 61	32 19	32 19	1
KRCV-FM (%)	94 60	33 21	26 16	4 3	97 59	15 9	51 31	3 2	68 61	31 27	13 12		76 62	21 17	22 18	3 2
KRLA-AM (%)	51 52	33 34	12 12	1 1	94 52	64 35	19 10	5 3	35 60	15 26	4 7	5 8	46 55	28 33	8 10	2 2
KRLH-AM (%)						2 77	1 23			1 100			1 81		19	
KROQ-FM (%)	207 26	389 49	172 22	28 3	103 16	252 39	268 42	18 3	186 38	222 45	45 9	35 7	176 31	241 43	121 21	25 4
KRTH-FM (%)	176 32	195 35	171 31	12 2	208 27	184 24	349 46	20 3	247 50	189 38	47 9	13 3	169 36	147 31	140 30	13 3
KSCA-FM (%)	547 48	268 23	316 27	20 2	381 39	156 16	411 43	20 2	247 54	94 20	94 20	24 5	360 49	148 20	212 29	18 2
KSPN-AM (%)	36 41	43 49	7 8	1 1	17 23	43 60	8 11	4 5	24 73	9 27			21 40	25 49	4 8	1 3
KSSC-FM (%)	19 51	16 43	2 4		13 37	17 48	4 11	1 4	20 57	13 37	1 4	1 2	16 53	11 38	2 7	2 2
KSSE-FM (%)	78 35	68 30	75 33	4 2	83 27	50 16	170 55	4 1	99 58	39 23	21 13	11 6	72 39	43 23	66 36	4 2
KTNQ-AM (%)	47 43	32 29	29 27	1 1	48 44	13 12	48 43	1 1	45 64	13 18	7 10	6 8	52 55	20 21	21 23	2 2
KTWV-FM (%)	210 30	202 29	270 39	7 1	154 17	191 21	535 60	15 2	252 50	176 35	56 11	19 4	178 33	144 27	206 38	13 2
KWIZ-FM (%)	61 30	56 27	83 41	3 2	82 34	32 13	129 53	1 1	105 54	35 18	48 25	8 4	73 41	34 19	66 38	3 2
KWKW-AM (%)	61 71	12 14	13 14	1 1	87 53	17 10	60 36		33 79	5 11	4 10		57 69	9 10	16 20	1 1
KWVE-FM (%)	52 38	65 48	18 13	1 1	29 30	33 35	34 36		32 52	28 46	1 1	1 1	35 42	35 41	13 15	1 1
KXOL-FM (%)	213 48	92 21	132 30	6 1	283 44	99 15	247 39	12 2	224 57	86 22	80 20	4 1	195 50	73 19	114 29	6 2
KXTA-AM (%)	45 33	63 47	26 19	1 1	42 21	80 40	73 37	4 2	40 51	33 42	3 4	2 3	44 38	46 39	24 20	3 3
KYSR-FM (%)	124 23	277 51	134 25	6 1	82 18	144 31	238 51	4 1	128 40	134 42	45 14	12 4	91 26	156 44	100 28	6 2

* Listener estimates adjusted for reported broadcast schedule.

+ Station(s) changed call letters - see Page 13.

NOTE: Demographic estimates here may not sum to like demographics in other sections of the report due to rounding.

Listening Locations

Listening Locations

Persons 18+																
AQH (00)																
	Monday-Friday 6AM-10AM+3PM-7PM				Monday-Friday 10AM-3PM				Weekend 10AM-7PM				Monday-Sunday 6AM-MID			
	At Home	In Car	At Work	Other	At Home	In Car	At Work	Other	At Home	In Car	At Work	Other	At Home	In Car	At Work	Other
KZLA-FM (%)	121 24	248 49	130 26	4 1	130 23	197 35	230 41	10 2	179 52	150 43	11 3	6 2	111 30	158 43	92 25	5 1
KGGI-FM (%)	24 45	24 46	2 4	3 5	30 49	22 36	6 9	4 6	34 55	23 37	4 6	2 3	25 52	18 37	2 5	3 6
XTRA-AM (%)	17 18	58 60	20 21	2 2	13 10	70 50	56 40	1 1	4 21	15 77		2	11 17	37 55	18 27	1 1
TOTALS (%)	7534 37	7546 37	4956 24	360 2	6579 31	5682 27	8785 41	391 2	6685 51	4381 33	1550 12	483 4	6227 41	4765 31	3808 25	350 2

* Listener estimates adjusted for reported broadcast schedule.

+ Station(s) changed call letters - see Page 13.

NOTE: Demographic estimates here may not sum to like demographics in other sections of the report due to rounding.

Time Spent Listening

Monday-Sunday 6AM-MID

Hours and Minutes

	Persons 12+	Persons 18-34	Persons 25-54	Persons 35-64	Men 18-34	Men 25-54	Men 35-64	Women 18-34	Women 25-54	Women 35-64
KABC-AM										
SP '02	7:45	5:45	6:30	7:30	7:15	7:00	7:00	3:15	5:45	8:00
WI '02	7:45	3:45	7:30	8:00	4:30	8:45	9:00	2:15	5:30	6:45
FA '01	8:00	4:45	7:00	7:30	6:00	7:30	7:45	3:15	6:30	7:15
SU '01	8:00	5:45	6:30	7:00	6:00	6:45	7:30	5:30	6:00	6:00
4-Book	8:00	5:00	7:00	7:30	6:00	7:30	7:45	3:30	6:00	7:00
SP '01	6:45	3:30	5:15	6:30	3:45	5:00	6:15	3:00	5:30	6:30
KBIG-FM										
SP '02	6:00	5:30	6:30	6:45	5:45	7:15	7:15	5:15	6:00	6:15
WI '02	5:45	5:45	6:15	6:15	5:30	5:30	5:30	6:00	7:00	6:45
FA '01	5:45	5:30	6:00	6:15	5:30	5:15	5:00	5:30	6:30	7:00
SU '01	6:00	5:30	6:45	7:15	5:00	6:45	7:30	6:00	6:45	7:15
4-Book	6:00	5:30	6:30	6:45	5:30	6:15	6:15	5:45	6:30	6:45
SP '01	5:15	5:15	5:45	5:45	5:30	6:15	5:45	4:45	5:15	5:45
KBLA-AM										
SP '02	9:45	8:30	9:15	9:15	10:30	9:30	8:45	5:45	8:45	9:45
WI '02	9:45	6:15	9:45	10:00	7:00	10:45	10:45	5:00	8:00	8:45
FA '01	11:30	10:45	11:30	10:45	11:00	11:15	10:30	9:30	12:00	11:00
SU '01	11:15	11:30	11:45	10:45	12:45	12:15	10:45	9:30	10:45	11:00
4-Book	10:30	9:15	10:30	10:15	10:15	11:00	10:15	7:30	10:00	10:15
SP '01	8:30	9:00	8:15	8:30	9:00	9:00	8:30	9:00	6:45	8:15
KBUA-FM										
SP '02	9:30	8:00	11:30	12:00	9:30	12:30	12:30	5:30	10:15	11:30
WI '02	9:45	12:15	11:00	6:00	19:45	14:00	5:15	3:30	6:15	7:15
FA '01	8:00	5:45	6:45	8:45	8:15	7:30	6:00	4:00	5:45	11:30
SU '01	8:00	9:30	7:45	6:45	10:15	11:00	10:30	8:45	5:30	4:30
4-Book	8:45	9:00	9:15	8:30	12:00	11:15	8:30	5:30	7:00	8:45
SP '01	7:15	9:00	5:45	5:00	9:00	5:30	4:15	9:00	6:00	5:30
KBUE-FM										
SP '02	9:30	10:30	9:15	8:30	12:30	10:15	8:00	8:15	7:45	9:00
WI '02	9:00	8:45	9:00	8:45	8:45	10:00	9:45	8:45	7:45	7:30
FA '01	8:45	8:30	9:00	10:15	8:30	8:00	9:15	8:30	10:30	11:15
SU '01	8:15	8:30	8:15	8:15	8:30	8:00	7:15	8:30	9:00	9:30
4-Book	9:00	9:00	9:00	9:00	9:30	9:00	8:30	8:30	8:45	9:15
SP '01	9:30	10:15	9:30	8:45	11:15	10:30	10:15	8:30	8:00	7:15
KCBS-FM										
SP '02	5:15	4:15	5:45	6:00	4:30	5:45	6:00	4:15	5:30	6:00
WI '02	5:00	5:00	5:15	5:15	5:45	6:00	6:15	3:45	4:00	4:00
FA '01	5:00	4:15	5:15	5:45	5:00	6:00	6:30	3:15	4:15	4:45
SU '01	5:30	4:15	5:45	6:15	5:15	6:30	7:15	3:15	4:30	5:15
4-Book	5:15	4:30	5:30	5:45	5:15	6:00	6:30	3:45	4:30	5:00
SP '01	5:30	5:15	5:45	6:00	5:15	6:15	6:30	5:00	5:30	5:15
KDIS-AM										
SP '02	3:00	2:15	2:45	2:45	2:45	3:00	2:45	2:00	2:30	2:45
WI '02	3:30	3:15	3:00	2:30	3:15	3:45	3:15	3:15	2:45	2:15
FA '01	3:15	2:15	2:45	2:30	2:45	2:15	1:45	2:00	2:45	3:00
SU '01	**	**	**	**	**	**	**	**	**	**
4-Book	**	**	**	**	**	**	**	**	**	**
SP '01	3:15	3:00	2:45	3:00	3:00	2:15	2:15	3:00	3:00	3:15
KFI -AM										
SP '02	8:30	5:45	7:30	8:30	5:30	7:30	8:00	5:45	7:30	9:15
WI '02	8:15	6:45	7:45	8:15	8:30	8:45	9:00	4:30	6:45	7:30
FA '01	8:45	5:45	7:45	8:30	7:15	8:45	8:30	4:30	6:45	8:30
SU '01	8:30	7:00	8:00	8:30	9:15	8:15	8:15	4:30	7:30	8:45
4-Book	8:30	6:15	7:45	8:30	7:45	8:15	8:30	4:45	7:15	8:30
SP '01	8:30	5:45	7:15	7:45	5:30	6:30	7:30	6:00	8:00	8:15
KFSH-FM										
SP '02	5:15	7:00	6:00	5:15	5:45	5:45	4:45	7:45	6:15	5:45
WI '02	6:00	3:45	6:45	7:45	4:30	4:45	5:00	3:15	8:30	10:00
FA '01	6:30	6:45	8:00	7:15	8:15	9:45	8:15	5:45	6:45	6:45
SU '01	5:30	6:00	5:45	5:30	4:15	4:15	5:00	7:15	6:30	5:45
4-Book	5:45	6:00	6:45	6:30	5:45	6:15	5:45	6:00	7:00	7:00
SP '01	5:45	6:30	6:15	5:30	5:15	5:30	4:45	7:30	6:45	6:00

Time Spent Listening

** Station(s) not reported this survey. * Listener estimates adjusted for reported broadcast schedule. + Station(s) changed call letters - see Page 13. & Both of the previous footnotes apply. 4-Book: Avg. of current and previous 3 surveys. 2-Book: Avg. of most recent 2 surveys.

Time Spent Listening

Monday-Sunday 6AM-MID										
Hours and Minutes										
	Persons 12+	Persons 18-34	Persons 25-54	Persons 35-64	Men 18-34	Men 25-54	Men 35-64	Women 18-34	Women 25-54	Women 35-64
KFVB-AM										
SP '02	4:45	2:45	3:30	4:00	3:30	3:45	4:00	2:15	3:15	3:45
WI '02	4:15	2:45	3:30	3:45	3:30	4:15	4:00	2:15	2:30	3:15
FA '01	4:30	3:15	4:00	4:15	4:15	4:15	4:30	2:00	3:15	3:45
SU '01	4:30	3:15	3:45	4:15	3:30	4:15	4:45	2:45	3:00	3:30
4-Book	4:30	3:00	3:45	4:00	3:45	4:15	4:15	2:15	3:00	3:30
SP '01	4:15	2:45	3:15	3:45	3:15	3:30	4:00	2:00	3:00	3:30
+KHHT-FM										
SP '02	6:00	6:30	6:30	6:30	5:30	5:45	6:00	7:15	7:00	6:45
WI '02	7:15	6:45	8:15	9:00	6:15	8:00	7:30	7:15	8:30	9:30
FA '01	7:30	7:15	7:45	8:30	6:30	7:30	9:30	7:45	8:15	8:00
SU '01	6:15	5:45	6:45	7:00	4:30	5:45	6:30	7:00	7:15	7:15
4-Book	6:45	6:30	7:15	7:45	5:45	6:45	7:30	7:15	7:45	8:00
SP '01	6:30	6:00	7:00	7:15	5:15	6:15	6:30	6:45	7:30	8:00
KHJ -AM										
SP '02	8:15	6:15	9:15	9:30	5:15	8:45	9:30	8:00	10:00	9:15
WI '02	9:45	8:15	9:45	9:45	9:15	9:45	9:15	6:45	9:30	10:15
FA '01	7:45	5:30	6:00	7:30	6:30	6:30	6:30	3:45	5:00	8:15
SU '01	8:15	7:00	8:45	9:15	8:15	10:45	11:15	3:45	5:45	6:00
4-Book	8:30	6:45	8:30	9:00	7:15	9:00	9:15	5:30	7:30	8:30
SP '01	8:00	4:30	7:15	8:30	5:30	8:15	8:45	3:15	5:45	8:15
KIIS-FM										
SP '02	4:30	4:30	4:30	4:30	4:15	4:45	4:30	4:45	4:30	4:30
WI '02	4:30	4:30	4:30	4:45	4:30	4:45	5:00	4:30	4:30	4:30
FA '01	5:30	5:15	5:45	5:45	5:15	6:15	6:30	5:15	5:30	5:15
SU '01	5:00	5:00	4:45	4:45	4:30	4:45	4:45	5:15	4:45	4:45
4-Book	5:00	4:45	5:00	5:00	4:45	5:15	5:15	5:00	4:45	4:45
SP '01	5:30	5:00	5:15	5:30	4:30	5:00	5:45	5:30	5:15	5:15
KVVS-FM										
SP '02	6:30	7:15	6:30	4:45	8:30	5:30	2:15	6:45	7:15	6:15
WI '02	5:45	6:00	5:00	4:15	6:45	6:00	1:30	5:15	4:30	5:15
FA '01	4:00	5:45	2:15	2:45	0:30	1:30	2:00	7:00	2:45	3:15
SU '01	3:45	3:45	3:30	2:30	3:30	3:45	3:15	3:45	3:15	1:00
4-Book	5:00	5:45	4:15	3:30	4:45	4:15	2:15	5:45	4:30	4:00
SP '01	4:30	5:15	5:30	6:15	1:45	3:00	3:45	6:45	6:30	7:15
KJLH-FM										
SP '02	7:30	5:15	8:15	9:30	4:15	8:30	10:00	5:30	8:15	9:00
WI '02	7:00	6:00	7:15	7:15	6:00	6:45	8:00	6:00	7:30	7:00
FA '01	7:00	7:00	8:15	7:45	9:00	8:45	6:30	5:30	7:45	8:30
SU '01	8:00	6:45	8:30	9:30	6:45	8:15	9:15	6:45	8:30	9:30
4-Book	7:30	6:15	8:00	8:30	6:30	8:00	8:30	6:00	8:00	8:30
SP '01	8:30	7:00	9:45	10:45	7:45	9:45	9:45	6:15	9:45	11:30
KKBT-FM										
SP '02	6:15	5:45	7:30	7:45	5:45	6:45	6:15	5:45	8:00	9:15
WI '02	5:45	6:00	7:30	7:00	6:00	6:30	5:45	6:15	8:30	8:00
FA '01	7:15	7:15	8:30	9:15	7:15	8:45	11:30	7:15	8:15	7:30
SU '01	6:30	7:15	8:15	6:45	6:45	7:30	6:15	7:30	9:00	7:15
4-Book	6:30	6:30	8:00	7:45	6:30	7:30	7:30	6:45	8:30	8:00
SP '01	6:00	6:15	7:15	7:15	6:15	7:15	7:15	6:15	7:30	7:30
KKLA-FM										
SP '02	5:15	3:30	4:45	5:15	2:30	4:45	5:00	4:15	5:00	5:30
WI '02	7:00	6:45	6:30	6:00	7:45	7:00	6:15	5:00	6:00	5:45
FA '01	5:15	4:15	5:45	6:15	5:00	5:30	6:45	3:15	5:45	6:00
SU '01	6:30	3:15	6:15	7:00	5:30	6:45	5:45	2:00	6:00	7:45
4-Book	6:00	4:30	5:45	6:15	5:15	6:00	6:00	3:45	5:45	6:15
SP '01	6:00	4:30	4:45	4:45	5:15	4:45	4:45	3:30	4:45	4:45
KLAC-AM										
SP '02	4:15	3:30	3:15	3:45	3:30	3:30	3:45	3:15	3:00	4:00
WI '02	5:00	3:15	4:00	4:45	3:00	3:30	4:45	4:30	6:00	5:00
FA '01	4:00	1:30	3:00	3:45	1:30	3:15	3:45	1:30	2:45	3:15
SU '01	5:15	4:30	4:15	4:30	5:15	5:15	5:00	3:30	2:45	4:00
4-Book	4:45	3:15	3:45	4:15	3:15	4:00	4:15	3:15	3:45	4:00
SP '01	5:30	3:00	4:15	4:30	3:00	4:00	4:15	3:15	4:30	4:30

** Station(s) not reported this survey.

* Listener estimates adjusted for reported broadcast schedule.

+ Station(s) changed call letters - see Page 13.

& Both of the previous footnotes apply.

4-Book: Avg. of current and previous 3 surveys.
2-Book: Avg. of most recent 2 surveys.

Time Spent Listening

Monday-Sunday 6AM-MID

Hours and Minutes

	Persons 12+	Persons 18-34	Persons 25-54	Persons 35-64	Men 18-34	Men 25-54	Men 35-64	Women 18-34	Women 25-54	Women 35-64
KLAX-FM										
SP '02	8:15	8:45	8:30	8:00	9:00	9:30	9:45	8:15	7:45	6:00
WI '02	7:15	7:00	7:30	8:00	7:15	7:30	7:30	6:45	7:45	8:30
FA '01	7:30	8:00	8:00	7:45	8:30	8:00	7:30	7:15	8:00	8:00
SU '01	7:15	7:30	7:30	7:45	8:00	7:45	7:15	7:00	7:15	8:15
4-Book	7:30	7:45	8:00	8:00	8:15	8:15	8:00	7:15	7:45	7:45
SP '01	8:30	8:00	8:30	9:00	8:00	8:30	9:30	8:15	8:45	8:15
KLOS-FM										
SP '02	5:15	5:00	5:30	5:45	6:15	6:15	6:00	3:00	4:45	5:00
WI '02	5:00	4:15	5:30	6:00	5:00	6:30	6:45	3:15	4:00	4:15
FA '01	6:00	4:45	6:30	7:15	5:15	7:30	8:30	3:45	5:00	5:30
SU '01	6:00	5:15	6:15	6:45	6:30	7:30	8:00	3:00	4:15	5:00
4-Book	5:30	4:45	6:00	6:30	5:45	7:00	7:15	3:15	4:30	5:00
SP '01	6:30	6:30	7:00	7:15	8:00	8:30	8:30	4:00	4:45	5:00
KLSX-FM										
SP '02	7:45	9:30	8:00	7:00	10:00	8:45	7:45	8:00	6:15	5:00
WI '02	7:30	8:30	8:15	7:30	9:30	9:15	8:30	6:15	6:00	5:00
FA '01	8:00	8:30	8:00	7:45	10:00	9:00	8:45	5:45	5:45	5:45
SU '01	7:30	7:15	8:00	8:00	9:00	8:45	8:00	4:00	6:15	7:45
4-Book	7:45	8:30	8:00	7:30	9:45	9:00	8:15	6:00	6:00	6:00
SP '01	8:00	7:00	8:00	9:00	7:45	9:15	10:15	5:15	5:30	6:15
KLTX-AM										
SP '02	17:45	16:30	17:00	19:15	17:30	15:45	15:45	15:15	18:00	21:15
WI '02	22:00	13:15	20:15	31:00	8:15	18:00	29:30	17:00	21:45	32:00
FA '01	18:30	24:45	17:00	16:15	26:30	18:00	18:15	21:45	15:45	14:15
SU '01	14:15	14:00	17:30	17:45	9:45	16:30	18:00	19:15	19:00	17:00
4-Book	18:15	17:15	18:00	21:00	15:30	17:00	20:30	18:15	18:45	21:15
SP '01	13:30	16:30	12:15	12:00	11:15	8:15	8:45	19:30	16:00	14:45
KLVE-FM										
SP '02	7:45	7:30	8:15	8:15	7:00	7:30	6:45	7:45	9:00	9:15
WI '02	7:45	6:30	7:45	8:45	5:30	7:00	8:15	7:15	8:15	9:15
FA '01	7:15	6:45	7:45	8:30	6:00	6:45	7:00	7:30	8:30	9:15
SU '01	8:00	7:30	8:00	8:00	7:15	7:30	6:45	8:00	8:30	8:45
4-Book	7:45	7:00	8:00	8:30	6:30	7:15	7:15	7:45	8:30	9:15
SP '01	8:30	8:15	9:15	10:00	8:15	9:15	10:15	8:15	9:00	9:45
KLYY-FM										
SP '02	4:45	4:30	5:15	6:00	4:15	5:15	6:15	4:30	5:30	5:45
WI '02	5:45	5:45	6:00	6:00	5:45	5:30	5:45	6:00	6:30	6:00
FA '01	5:30	5:45	6:15	5:30	5:15	5:45	5:45	6:15	6:45	5:30
SU '01	5:00	4:45	5:30	6:00	5:30	6:00	5:30	4:30	5:15	6:45
4-Book	5:15	5:15	5:45	6:00	5:15	5:45	5:45	5:15	6:00	6:00
SP '01	5:30	5:45	5:45	5:00	5:45	6:15	5:15	5:45	5:30	5:00
KMXN-FM										
SP '02	5:45	8:30	6:30	4:15	7:00	6:15	5:30	9:30	6:30	9:15
WI '02	**	**	**	**	**	**	**	**	**	**
FA '01	**	**	**	**	**	**	**	**	**	**
SU '01	**	**	**	**	**	**	**	**	**	**
4-Book	**	**	**	**	**	**	**	**	**	**
SP '01	6:00	5:30	6:15	6:15	5:00	5:45	5:30	5:45	6:45	7:15
KMZT-FM										
SP '02	6:45	2:15	5:15	6:45	1:45	5:15	6:45	2:15	5:15	6:45
WI '02	6:45	5:15	5:45	6:00	4:00	5:30	6:45	6:45	6:00	5:45
FA '01	6:30	3:45	5:30	7:30	4:45	6:00	8:15	3:00	4:45	6:30
SU '01	6:45	3:45	5:45	7:15	3:30	5:00	5:30	4:00	6:30	8:45
4-Book	6:45	3:45	5:30	7:00	3:30	5:30	6:45	4:00	5:45	7:00
SP '01	4:45	2:45	4:00	4:30	3:30	4:15	4:45	2:00	4:00	4:30
KNX -AM										
SP '02	5:15	3:45	4:15	4:15	4:00	4:00	4:15	3:30	4:15	4:15
WI '02	5:15	3:30	4:30	5:00	3:45	5:15	6:00	3:00	3:00	3:15
FA '01	5:00	2:30	4:00	4:45	2:45	4:15	5:15	1:30	3:30	4:00
SU '01	5:15	4:00	4:30	5:00	4:15	4:45	5:30	3:15	4:15	4:30
4-Book	5:15	3:30	4:15	4:45	3:45	4:30	5:15	2:45	3:45	4:00
SP '01	5:15	3:30	3:45	4:45	2:45	3:45	5:00	5:00	3:30	4:15

Time Spent Listening

** Station(s) not reported this survey.

*Listener estimates adjusted for reported broadcast schedule.

+ Station(s) changed call letters - see Page 13.

& Both of the previous footnotes apply.

4-Book: Avg. of current and previous 3 surveys.
2-Book: Avg. of most recent 2 surveys.

Time Spent Listening

Monday-Sunday 6AM-MID										
Hours and Minutes										
	Persons 12+	Persons 18-34	Persons 25-54	Persons 35-64	Men 18-34	Men 25-54	Men 35-64	Women 18-34	Women 25-54	Women 35-64
KOST-FM										
SP '02	7:00	6:15	6:45	7:30	7:00	7:00	7:00	5:30	6:45	7:45
WI '02	7:15	5:45	7:15	8:45	5:15	6:15	7:30	6:00	8:00	9:30
FA '01	6:45	6:00	7:15	7:45	5:45	6:30	6:45	6:30	7:45	8:15
SU '01	5:45	6:00	5:45	6:15	4:30	4:30	5:15	6:45	6:45	6:45
4-Book	6:45	6:00	6:45	7:30	5:45	6:00	6:45	6:15	7:15	8:00
SP '01	6:00	4:45	6:45	7:45	4:30	7:15	8:30	4:45	6:30	7:30
KPLS-AM										
SP '02	5:45	3:30	4:30	6:00	3:30	4:15	5:30	0:00	5:00	6:30
WI '02	**	**	**	**	**	**	**	**	**	**
FA '01	**	**	**	**	**	**	**	**	**	**
SU '01	**	**	**	**	**	**	**	**	**	**
4-Book	**	**	**	**	**	**	**	**	**	**
SP '01	**	**	**	**	**	**	**	**	**	**
KPWR-FM										
SP '02	6:30	6:45	6:45	5:00	8:00	8:00	5:30	5:30	5:15	4:15
WI '02	6:15	6:30	6:00	5:15	7:00	6:45	5:00	5:45	5:30	5:15
FA '01	5:30	5:15	4:45	4:15	5:45	5:15	5:30	4:30	4:15	3:15
SU '01	6:00	6:15	5:15	4:30	7:15	5:45	4:45	5:00	4:45	4:15
4-Book	6:00	6:15	5:45	4:45	7:00	6:30	5:15	5:15	5:00	4:15
SP '01	6:15	6:30	5:30	5:15	7:00	6:30	7:15	5:45	4:30	4:00
KRCD-FM										
SP '02	9:00	5:45	9:15	11:30	5:00	7:00	9:00	6:30	11:00	12:45
WI '02	6:00	5:45	6:30	7:00	5:30	7:00	7:15	5:45	6:15	7:00
FA '01	8:00	5:30	9:15	11:00	5:45	9:15	13:30	5:00	9:15	9:30
SU '01	8:00	6:45	10:30	10:15	6:00	11:15	11:15	8:15	9:30	9:15
4-Book	7:45	6:00	9:00	10:00	5:30	8:45	10:15	6:30	9:00	9:45
SP '01	8:15	5:30	8:15	9:45	4:15	8:00	10:00	6:30	8:15	9:30
KRCV-FM										
SP '02	9:00	7:30	9:00	9:30	7:00	9:00	10:00	8:30	9:15	8:45
WI '02	9:45	6:00	9:45	12:45	5:30	8:45	12:15	6:45	10:45	13:30
FA '01	7:30	6:15	8:30	8:30	5:00	8:15	9:30	8:15	8:45	7:45
SU '01	6:30	4:45	7:15	8:30	4:30	6:00	7:15	5:15	8:45	9:45
4-Book	8:15	6:15	8:45	9:45	5:30	8:00	9:45	7:15	9:30	10:00
SP '01	8:00	6:45	8:15	9:30	9:15	9:45	9:30	3:00	6:30	9:30
KRLA-AM										
SP '02	5:00	3:15	4:30	4:45	4:00	4:00	4:15	2:45	5:00	5:15
WI '02	6:00	5:45	6:45	6:15	6:15	7:45	7:30	4:30	5:15	4:45
FA '01	6:15	5:15	6:15	6:30	4:45	8:00	7:30	7:00	3:30	5:00
SU '01	5:45	4:15	6:30	6:00	4:45	6:30	6:15	2:45	6:15	5:45
4-Book	5:45	4:45	6:00	6:00	5:00	6:30	6:30	4:15	5:00	5:15
SP '01	9:45	9:00	8:45	9:00	9:00	10:00	10:15	8:45	6:00	7:00
+KRLH-AM										
SP '02	1:45	0:00	3:30	1:45	0:00	3:30	1:45	0:00	0:00	0:00
WI '02	**	**	**	**	**	**	**	**	**	**
FA '01	**	**	**	**	**	**	**	**	**	**
SU '01	**	**	**	**	**	**	**	**	**	**
4-Book	**	**	**	**	**	**	**	**	**	**
SP '01	**	**	**	**	**	**	**	**	**	**
KROQ-FM										
SP '02	6:00	6:45	5:45	4:30	7:30	5:45	4:30	6:00	5:45	4:45
WI '02	6:45	7:15	7:00	6:00	7:45	7:30	7:15	6:30	6:15	4:45
FA '01	7:00	7:00	7:30	7:15	7:45	8:30	8:15	6:15	6:15	5:45
SU '01	6:45	7:30	7:00	5:45	8:30	8:00	7:30	6:00	5:30	4:00
4-Book	6:45	7:15	6:45	6:00	8:00	7:30	7:00	6:15	6:00	4:45
SP '01	7:45	8:15	7:45	6:45	9:00	8:45	7:45	7:00	6:15	5:30
KRTH-FM										
SP '02	5:15	5:30	5:15	5:30	7:15	5:45	5:45	4:00	4:45	5:15
WI '02	5:30	4:00	5:00	5:45	5:00	5:30	6:15	3:15	4:30	5:30
FA '01	5:30	3:30	5:45	6:15	4:15	5:45	6:45	3:00	5:30	5:45
SU '01	5:30	4:30	5:45	6:15	4:45	6:30	6:15	4:00	5:30	6:00
4-Book	5:30	4:30	5:30	6:00	5:15	6:00	6:15	3:30	5:00	5:45
SP '01	5:15	3:30	5:30	6:00	3:30	5:00	5:45	3:45	5:45	6:30

** Station(s) not reported this survey.

* Listener estimates adjusted for reported broadcast schedule.

+ Station(s) changed call letters - see Page 13.

& Both of the previous footnotes apply.

4-Book: Avg. of current and previous 3 surveys.
2-Book: Avg. of most recent 2 surveys.

Time Spent Listening

Monday-Sunday 6AM-MID

Hours and Minutes

	Persons 12+	Persons 18-34	Persons 25-54	Persons 35-64	Men 18-34	Men 25-54	Men 35-64	Women 18-34	Women 25-54	Women 35-64
KSCA-FM										
SP '02	11:45	11:00	12:45	13:30	11:15	12:45	13:00	10:30	12:45	14:00
WI '02	10:45	10:00	12:00	12:30	9:45	11:15	11:15	10:00	12:45	14:00
FA '01	11:45	10:00	12:15	14:15	10:15	12:15	14:15	9:45	12:00	14:30
SU '01	10:00	10:00	10:45	11:15	10:00	10:00	10:45	10:15	11:45	11:45
4-Book	11:00	10:15	12:00	13:00	10:15	11:30	12:15	10:15	12:15	13:30
SP '01	11:30	11:15	13:15	13:00	11:15	12:45	12:00	11:00	13:30	14:30
KSPN-AM										
SP '02	4:45	5:30	5:00	5:00	5:45	5:00	5:15	4:30	4:30	4:45
WI '02	**	**	**	**	**	**	**	**	**	**
FA '01	**	**	**	**	**	**	**	**	**	**
SU '01	**	**	**	**	**	**	**	**	**	**
4-Book	**	**	**	**	**	**	**	**	**	**
SP '01	**	**	**	**	**	**	**	**	**	**
KSSC-FM										
SP '02	3:45	4:30	4:00	3:00	3:30	2:45	1:45	5:15	5:00	4:15
WI '02	4:30	6:00	5:00	1:45	6:30	5:15	1:15	5:45	4:45	2:30
FA '01	6:00	6:15	5:15	6:15	8:00	5:15	2:00	4:30	5:15	7:45
SU '01	3:00	4:00	3:30	2:15	4:15	4:00	2:30	3:45	3:00	2:15
4-Book	4:15	5:15	4:30	3:15	5:30	4:15	2:00	4:45	4:30	4:15
SP '01	3:00	3:45	3:00	2:30	3:30	3:15	3:15	3:45	2:30	1:15
KSSE-FM										
SP '02	6:15	7:00	6:45	5:30	6:45	6:45	6:45	7:15	6:45	4:30
WI '02	5:30	6:15	6:30	5:15	6:15	6:45	5:45	6:00	6:15	5:00
FA '01	5:45	6:00	6:30	6:15	5:45	6:30	6:00	6:15	6:30	6:15
SU '01	6:15	7:00	6:15	5:45	7:00	6:30	6:30	7:15	6:15	5:15
4-Book	6:00	6:30	6:30	5:45	6:30	6:45	6:15	6:45	6:30	5:15
SP '01	5:15	5:45	5:45	5:30	6:00	6:00	6:30	5:30	5:30	5:00
KTNO-AM										
SP '02	8:00	7:30	7:30	8:15	8:00	8:30	9:15	6:30	5:15	7:00
WI '02	7:30	6:45	8:15	8:15	5:45	9:30	10:45	8:45	7:00	6:30
FA '01	7:30	5:00	7:15	8:00	5:00	7:30	7:30	5:00	6:45	8:30
SU '01	7:30	5:15	7:00	8:15	6:00	6:00	7:15	3:00	8:30	9:45
4-Book	7:45	6:15	7:30	8:15	6:15	8:00	8:45	5:45	7:00	8:00
SP '01	9:00	6:00	8:15	10:45	6:45	7:45	9:45	4:15	9:00	12:00
KTWV-FM										
SP '02	8:30	7:15	8:15	9:00	6:45	7:30	8:45	7:30	8:45	9:00
WI '02	8:00	5:30	7:15	8:15	5:15	7:15	8:45	5:30	7:30	8:00
FA '01	8:45	5:45	8:45	9:15	5:15	9:00	9:00	6:00	8:30	9:45
SU '01	8:30	5:30	8:45	9:15	4:45	8:15	8:30	6:30	9:15	9:45
4-Book	8:30	6:00	8:15	9:00	5:30	8:00	8:45	6:30	8:30	9:15
SP '01	8:00	5:45	8:15	9:00	4:45	7:45	8:00	6:15	8:45	10:00
KWIZ-FM										
SP '02	9:00	9:45	10:15	8:45	9:00	9:45	9:15	10:45	11:15	7:30
WI '02	8:00	8:30	8:45	7:30	10:15	10:15	9:00	6:30	6:30	5:45
FA '01	10:15	11:45	11:15	8:45	11:45	12:45	10:45	11:45	9:00	5:30
SU '01	8:15	7:15	8:45	12:00	9:15	8:45	11:00	5:00	8:45	13:00
4-Book	9:00	9:15	9:45	9:15	10:00	10:30	10:00	8:30	9:00	8:00
SP '01	6:30	7:45	6:15	5:00	9:00	7:15	4:45	6:15	5:45	5:15
KWKW-AM										
SP '02	8:30	9:30	8:00	8:30	7:30	6:15	6:45	11:30	10:15	10:45
WI '02	9:00	6:15	9:45	9:45	5:45	9:00	8:45	6:45	10:15	10:30
FA '01	11:00	6:30	10:15	11:15	4:45	7:30	10:00	10:15	13:45	12:30
SU '01	10:15	10:00	10:45	11:00	9:30	8:00	7:15	10:45	14:30	15:30
4-Book	9:45	8:00	9:45	10:15	7:00	7:45	8:15	9:45	12:15	12:15
SP '01	8:00	6:45	7:30	8:45	4:15	6:15	7:30	8:45	9:15	10:00
KWVE-FM										
SP '02	4:45	3:30	4:45	5:00	4:30	4:15	4:15	2:45	5:00	5:30
WI '02	5:15	5:15	6:15	5:45	4:45	6:15	5:45	5:30	6:15	5:45
FA '01	4:45	4:45	5:15	5:00	6:30	6:45	6:45	3:30	3:45	3:30
SU '01	6:15	3:45	5:15	7:00	4:00	5:30	6:30	3:15	5:00	7:30
4-Book	5:15	4:15	5:30	5:45	5:00	5:45	5:45	3:45	5:00	5:30
SP '01	5:00	4:15	5:00	6:15	4:15	4:45	7:15	4:15	5:15	5:30

Time Spent Listening

** Station(s) not reported this survey. *Listener estimates adjusted for reported broadcast schedule. † Station(s) changed call letters - see Page 13. & Both of the previous footnotes apply. 4-Book: Avg. of current and previous 3 surveys. 2-Book: Avg. of most recent 2 surveys.



Time Spent Listening

Monday-Sunday 6AM-MID										
Hours and Minutes										
	Persons 12+	Persons 18-34	Persons 25-54	Persons 35-64	Men 18-34	Men 25-54	Men 35-64	Women 18-34	Women 25-54	Women 35-64
KXOL-FM										
SP '02	8:45	9:45	9:15	8:30	8:30	8:30	9:45	10:45	9:45	7:30
WI '02	8:30	8:15	8:45	8:45	7:00	8:15	9:15	9:15	9:15	8:30
FA '01	8:15	8:15	8:15	9:00	9:15	8:30	8:45	6:45	8:00	9:15
SU '01	9:00	9:15	8:45	9:45	9:00	8:00	7:45	9:30	9:30	11:15
4-Book	8:45	9:00	8:45	9:00	8:30	8:15	9:00	9:00	9:15	9:15
SP '01	9:30	10:15	10:15	9:15	11:45	12:30	9:45	8:45	8:30	8:45
KXTA-AM										
SP '02	5:45	6:30	5:30	4:45	7:00	6:15	5:15	3:45	3:00	3:15
WI '02	5:15	6:00	5:45	5:00	6:30	6:15	5:30	1:15	1:45	2:15
FA '01	4:30	4:45	4:00	4:15	4:45	4:00	4:30	4:00	2:45	1:30
SU '01	5:15	5:30	4:30	3:45	5:45	4:45	3:45	1:15	2:30	3:30
4-Book	5:15	5:45	5:00	4:30	6:00	5:15	4:45	2:30	2:30	2:45
SP '01	4:30	3:15	5:00	5:15	3:15	5:15	5:45	1:45	3:00	3:45
KYSR-FM										
SP '02	4:30	4:45	5:00	4:45	4:00	4:45	4:30	5:00	5:15	5:00
WI '02	4:45	4:45	5:00	5:15	5:00	5:00	5:00	4:30	5:15	5:30
FA '01	5:00	5:15	5:30	5:00	4:45	5:30	5:00	5:30	5:30	5:00
SU '01	4:45	4:30	5:00	5:30	4:00	4:15	4:45	5:00	5:30	6:00
4-Book	4:45	4:45	5:15	5:15	4:30	5:00	4:45	5:00	5:30	5:30
SP '01	5:45	5:15	6:15	6:45	4:30	6:00	7:15	6:00	6:30	6:30
KZLA-FM										
SP '02	7:00	6:15	7:30	8:15	6:15	9:00	9:45	6:15	6:45	7:15
WI '02	6:45	7:30	6:45	6:30	9:45	7:45	6:45	6:15	6:00	6:30
FA '01	7:00	6:15	6:45	7:30	6:15	6:15	6:00	6:15	7:15	8:30
SU '01	6:45	6:30	7:00	7:00	7:15	6:15	5:30	6:00	7:30	8:15
4-Book	7:00	6:45	7:00	7:15	7:30	7:15	7:00	6:15	7:00	7:45
SP '01	7:30	6:45	7:00	7:30	5:45	6:45	7:15	7:15	7:15	7:45
KGGI-FM										
SP '02	3:30	3:00	4:00	5:00	3:15	2:30	2:00	3:00	5:00	7:00
WI '02	3:30	2:45	3:15	4:00	2:45	4:15	5:45	2:45	2:30	2:30
FA '01	**	**	**	**	**	**	**	**	**	**
SU '01	2:45	2:45	3:00	2:30	3:15	2:30	2:00	2:30	3:30	3:00
4-Book	**	**	**	**	**	**	**	**	**	**
SP '01	**	**	**	**	**	**	**	**	**	**
XTRA-AM										
SP '02	4:45	4:45	5:30	5:15	5:00	5:30	5:00	0:15	5:45	6:45
WI '02	4:30	4:30	4:00	4:30	4:45	4:15	4:45	2:45	1:30	1:00
FA '01	3:45	4:30	4:15	3:45	5:00	4:45	4:15	1:45	2:00	1:30
SU '01	4:30	4:15	5:00	5:00	4:15	5:15	5:30	9:15	2:30	2:45
4-Book	4:30	4:30	4:45	4:45	4:45	5:00	5:00	3:30	3:00	3:00
SP '01	4:00	4:30	4:15	4:00	4:45	4:30	4:00	1:15	3:15	3:30

** Station(s) not reported this survey.

*Listener estimates adjusted for reported broadcast schedule.

+ Station(s) changed call letters - see Page 13.

& Both of the previous footnotes apply.

4-Book: Avg. of current and previous 3 surveys.
2-Book: Avg. of most recent 2 surveys.

Notations

Cume Duplication Percent

Persons 12+

Monday-Sunday 6AM-MID

	KABC-AM	KBIG-FM	KBLA-AM	KBUA-FM	KBUE-FM	KCBS-FM	KDIS-AM	KFI-AM	KFSH-FM	KFWB-AM	KHHT-FM	KHJ-AM	KIIS-FM	KVVS-FM	KJLH-FM	KKBT-FM	KKLA-FM	KLAC-AM	KLAX-FM	KLOS-FM	KLSX-FM
Cume Pers. (00)	5361	9604	1789	865	4883	9623	2741	9095	2205	7938	8431	2069	16744	864	3946	11836	1918	5280	6739	8144	5855
KABC-AM	100	3	1			5	7	31	6	15	2	2	2		2	2	12	21		3	9
KBIG-FM	6	100	6	7	3	19	16	7	11	9	13	2	25		6	9	7	9	4	15	12
KBLA-AM		1	100	5	6	1	1	1	1		1	8	1		1	1		1	5	1	1
KBUA-FM		1	2	100	1	1	1	1	1		1	6	1		1	1			3		1
KBUE-FM		2	15	8	100	1	1		1		6	19	2			4				29	1
KCBS-FM	9	19	5	6	2	100	12	11	10	12	8	1	11	3	4	6	12	17	2	47	24
KDIS-AM	3	5	2	2	1	3	100	4	3	2	3	1	4	1	2	3	1	3	1	3	3
KFI-AM	52	7	1	2		11	13	100	7	20	4	3	4	9	4	2	20	30		9	15
KFSH-FM	3	2	1	1		2	2	2	100	2	1		2			1	23	3		2	2
KFWB-AM	22	7	2	2	1	10	7	18	8	100	5	2	5	2	8	3	16	19	1	7	9
KHHT-FM	3	11	4	4	10	7	8	3	6	5	100	3	15	11	46	40	5	6	8	6	7
KHJ-AM	1		9	14	8		1	1		1	1	100			1				12		
KIIS-FM	6	44	10	9	8	19	27	8	14	10	31	4	100	30	14	33	8	11	7	19	13
KVVS-FM								1			1		2	100		1		1		2	1
KJLH-FM	1	2	1	1		2	2	2	1	4	21	1	3		100	19	5	4	1	1	2
KKBT-FM	4	11	4	12	10	7	14	3	5	5	56	3	23	17	58	100	4	8	8	6	10
KKLA-FM	4	1				2	1	4	20	4	1		1		2	1	100	2		2	2
KLAC-AM	21	5	3			9	7	18	6	12	4	1	4	4	5	4	6	100		6	9
KLAX-FM		3	17	23	40	1	2	1	1	1	6	37	3	1	2	4			100	1	2
KLOS-FM	5	13	3	3	2	40	8	8	8	7	6	1	9	15	2	4	6	9	1	100	23
KLSX-FM	10	7	2	3	1	15	5	10	5	7	5		5	4	3	5	5	9	2	17	100
KLTX-AM		1	3		1	1	1	1	2	2		3				1					
KLVE-FM		9	42	24	29	4	11	2	4	2	5	29	7	7	2	3	5	3	32	4	3
KLYY-FM		6	11	11	14	2	10	1	1		4	6	6		1	5	1	1	12	2	2
KMXN-FM		3				4		1	5		2		2			1	2	3		6	3
KMZT-FM	9	7	1		1	7	6	9	8	12	3	1	4		2	2	14	9	2	5	3
KNX-AM	22	8	1	1		13	11	20	11	25	5	3	4	8	11	3	12	25		11	14
KOST-FM	10	41	7	2	5	16	16	10	10	13	14	2	23		10	10	15	11	5	11	8
KPLS-AM	12					1	2	7	1	4		2					4	5			1
KPWR-FM	3	16	11	18	26	13	20	3	8	5	50	7	34	5	34	65	5	7	17	12	10
KRCD-FM		2	7	9	6	1	4	1	1	1	2	11	1	4	1	2	1	1	5	1	
KRCV-FM		2	5		2		2		1		1	10	1		1		1	5			1
KRLA-AM	24	1				2	3	13	5	8		2	1	2	1	1	11	10		1	2
KRLH-AM	1																				
KROQ-FM	6	20	4	12	10	30	17	7	12	8	17	1	29	5	4	20	7	13	4	35	30
KRTH-FM	13	22	8	7	6	26	14	12	12	17	12	7	14	3	6	8	16	17	7	20	13
KSCA-FM		3	38	34	37	1	5		1	1	5	39	3		1	4	1	1	35	2	2
KSPN-AM	4	1	1			4	2	3	2	3	1	1	1		1	1	1	6		4	4
KSSC-FM		2	4	2	2	1	1	1	1	1	1	1	2		1	1	1	1	1	1	1
KSSE-FM		4	13	1	15	1	4	1	3	1	5	10	5	4	2	3	1	1	16	2	1
KTNQ-AM			19	4	3		1		1			20								5	1
KTVV-FM	10	13	5	4	1	12	8	8	11	13	14	1	7	2	28	11	21	10	2	13	8
KWIZ-FM		1	10	3	13	1	2		1		3	9	2		1	2			14	1	
KWKV-AM		1	16		3		1		1	1		10			1	1	1	1	3		
KWVE-FM	2	2	3		1	2	2	4	27	3	1	1	1		1	1	27	4	2	2	1
KXOL-FM		3	19	21	22	1	5	1	1	1	3	31	2		2	2	1	1	31	1	1
KXTA-AM	4	3	1	2	1	5	2	4	6	6	3	2	2		4	2	3	16	1	3	6
KYSR-FM	6	27	1	9	3	28	15	9	16	9	12		24	1	4	11	4	13	1	26	20
KZLA-FM	6	12	1	2	1	14	5	9	13	7	5	1	8	7	1	3	14	12	1	10	9
KGGI-FM	1	3			5	1	1	1	1	1	12	3	7	31	6	13	5	2	2	1	1
XTRA-AM	5	1	2			4	1	4	3	4	2		1		2	1	8			3	6

+ Station(s) changed call letters - see Page 13.

NOTE: Read across top then down to find percent of top station's cume duplication with side station.

Cume Duplication Percent

Persons 12+

Monday-Sunday 6AM-MID

	KLTX-AM	KLVE-FM	KLYY-FM	KMXN-FM	KMZT-FM	KNX-AM	KOST-FM	KPLS-AM	KPWR-FM	KRCD-FM	KRCV-FM	KRLA-AM	KRLH-AM	KROQ-FM	KRTH-FM	KSCA-FM	KSPN-AM	KSSC-FM	KSSE-FM	KTNQ-AM	KTVV-FM	
Cume Pers. (00)	1014	9789	3981	1369	4955	9213	11455	1127	15542	2357	1694	2145	47	14764	11908	8155	1337	1028	3957	1519	8256	
KABC-AM	1			1	10	13	4	55	1	1	1	61	71	2	6		15	3		2	6	
KBIG-FM	6	8	15	24	14	9	34	2	10	7	9	5		13	18	4	10	20	11	2	16	
KBLA-AM	5	8	5		1		1		1	6	5				1	8	1	7	6	22	1	
KBUA-FM		2	2						1	3				1	1	4		1		2		
KBUE-FM	3	14	17		1		2		8	13	7			3	2	22		8	19	8	1	
KCBS-FM		4	6	29	14	14	13	7	8	4	2	7		20	21	1	25	6	3	1	14	
KDIS-AM	3	3	7		3	3	4	5	3	4	3	4		3	3	2	4	4	3	2	3	
KFI -AM	4	1	1	8	16	20	8	58	2	2		55	34	4	9	1	18	6	2	1	9	
KFSH-FM	4	1	1	7	4	3	2	1	1	1	1	5		2	2		3		1	1	3	
KFWB-AM	1	2	1	2	19	22	9	30	2	2	1	31		4	11	1	18		1	3	13	
KHHT-FM	4	5	8	9	4	5	10		27	6	1	1		10	8	5	7	8	10		14	
KHJ -AM	6	6	3			1		4	1	10	12	2			1	10	1	3	5	27		
KIIS-FM	6	12	25	26	13	7	34		37	10	5	5		32	20	7	10	36	20	2	14	
KVVS-FM		1			1	1				2		1						1				
KJLH-FM		1	1	1	2	5	3		9	2	2	1		1	2		3	3	2		13	
KKBT-FM	3	4	14	8	5	4	11		49	8		3		16	8	6	8	13	10		16	
KKLA-FM	2	1		2	6	3	2	7	1	2		10		1	3		1		1		5	
KLAC-AM		2	1	11	10	14	5	25	2	3	2	25	34	5	7	1	25	3	1	1	7	
KLAX-FM	2	22	20	3	3	3	3	7	7	15	20	1		2	4	29	1	10	26	22	1	
KLOS-FM	1	3	3	33	8	10	8	1	6	4	2	2		19	14	2	24	9	3		13	
KLSX-FM		2	3	12	4	9	4	5	4	1	2	5		12	7	2	16	4	2	3	6	
KLTX-AM	100	2	1							2					1	1			2	5	1	
KLVE-FM	17	100	46		4	3	10		7	47	37	1		4	9	34	7	29	34	34	5	
KLYY-FM	5	19	100		4		5		7	15	10			5	4	12		42	26	3	2	
KMXN-FM				100	2	1	2	1	1		1			5	2		5			1	2	
KMZT-FM	1	2	4	6	100	9	8	4	3	2	4	12		4	7		8	7	2	1	7	
KNX -AM	1	2	1	7	16	100	8	26	2	2	5	31	38	5	11	1	30	4	2	5	18	
KOST-FM	3	11	14	15	19	10	100	6	11	8	6	8		10	21	5	10	13	10	3	19	
KPLS-AM				1	1	3	1	100				21					3				1	
KPWR-FM	5	12	27	9	8	3	15	2	100	7	2	1		29	12	13	6	31	22	1	12	
KRCD-FM	4	11	9	1	1	1	2		1	100	14			2	3	8	5	7	7	11	1	
KRCV-FM		6	4	1	1	1	1			10	100				1	6	2	5	9	7	1	
KRLA-AM					5	7	2	40				100		1	2		8				3	
KRLH-AM													100									
KROQ-FM	3	6	17	58	12	9	13	3	27	10	4	4		100	18	4	26	20	11	1	10	
KRTH-FM	11	11	13	18	18	14	22	13	9	14	10	13		15	100	7	16	17	7	11	16	
KSCA-FM	7	28	24			1	4		7	27	29			2	5	100		23	29	36	2	
KSPN-AM		1		4	2	4	1	4	1	3	1	5		2	2		100	2	1		3	
KSSC-FM		3	11	2	2	1	1		2	3	3			1	2	3	1	100	2	1	1	
KSSE-FM	7	14	26	1	2	1	4		6	12	20	1		3	2	14	2	8	100	8	1	
KTNQ-AM	8	5	1	1		1				7	6				1	7		2	3	100		
KTVV-FM	4	4	4	14	12	16	14	10	6	4	6	11		6	11	2	16	6	3	2	100	
KWIZ-FM	2	9	9	2		1	1		2	6	12			1	2	10	1	5	14	6	1	
KWKV-AM	7	5	2			1	1		1	9	4				1	5	1	2	3	15	1	
KWVE-FM	7	3	2	1	4	2	2	5	1	3	3	4		2	2	3	1	1	1	1	4	
KXOL-FM	7	25	19		2	1	3	1	4	22	28	1		2	5	22	2	20	23	18	2	
KXTA-AM	1	1		2	3	7	2	8	2	1	1	8		3	2		43	2	1	1	3	
KYSR-FM		4	10	51	11	9	17	3	11	5	2	3		30	16	2	16	22	5	1	11	
KZLA-FM		2	2	12	6	10	11	7	4	2	2	6		8	11	1	16	1		1	10	
KGGI-FM		2	4	4	2	1	3		10	3		1		4	2	2	1	3	5		2	
XTRA-AM				5	2	6	1	3	1		1	4	29	3	2		31	1	1		3	

Cume Duplication Percent

+ Station(s) changed call letters - see Page 13.

NOTE: Read across top then down to find percent of top station's cume duplication with side station.

Cume Duplication Percent

Persons 12+

Monday-Sunday 6AM-MID

	KWIZ- FM	KWKW- AM	KWVE- FM	KXOL- FM	KXTA- AM	KYSR- FM	KZLA- FM	KGGI- FM	XTRA- AM											
Cume Pers. (00)	2525	1269	2238	5820	2654	10281	6931	2395	1795											
KABC-AM	1	1	4		9	3	5	2	15											
KBIG-FM	5	5	10	5	11	25	17	13	7											
KBLA-AM	7	23	2	6	1				2											
KBUA-FM	1			3	1	1														
KBUE-FM	26	13	2	18	2	1	1	10												
KCBS-FM	4	3	9	2	20	26	19	4	21											
KDIS-AM	2	2	3	2	2	4	2	1	2											
KFI -AM	1	1	14	1	14	8	12	1	22											
KFSH-FM	1	1	26		5	3	4	1	3											
KFWB-AM	1	4	11	2	18	7	8	2	17											
KHHT-FM	9	3	4	4	9	10	6	41	10											
KHJ -AM	7	16	1	11	1			2												
KIIS-FM	11	1	7	6	11	39	20	50	10											
KVVS-FM							1	11												
KJLH-FM	1	2	1	1	5	2		11	4											
KKBT-FM	7	6	4	4	10	12	6	64	5											
KKLA-FM		1	23		2	1	4	4												
KLAC-AM		4	10	1	31	6	9	5	25											
KLAX-FM	36	17	6	35	1	1	1	6												
KLOS-FM	4	1	6	2	10	21	12	5	15											
KLSX-FM	1	2	2	1	13	11	8	3	20											
KLTX-AM	1	6	3	1	1															
KLVE-FM	33	42	11	43	4	4	2	8	2											
KLYY-FM	14	8	3	13	1	4	1	6	1											
KMXN-FM	1		1		1	7	2	2	4											
KMZT-FM		1	8		5	5	5	4	6											
KNX -AM	2	7	10	1	24	8	13	5	30											
KOST-FM	7	7	8	6	8	19	19	15	7											
KPLS-AM			2		4		1		2											
KPWR-FM	14	6	9	11	10	16	8	64	8											
KRCD-FM	6	17	3	9	1	1	1	3												
KRCV-FM	8	5	2	8					1											
KRLA-AM			4		7	1	2	1	5											
KRLH-AM									1											
KROQ-FM	8	5	10	4	19	43	16	25	24											
KRTH-FM	10	12	13	10	9	18	19	8	10											
KSCA-FM	33	31	11	31	1	1	1	8												
KSPN-AM		2	1		22	2	3		23											
KSSC-FM	2	1	1	3	1	2		1												
KSSE-FM	22	10	2	16	2	2		9	2											
KTNQ-AM	4	18		5	1															
KTWV-FM	2	5	13	3	8	9	11	6	14											
KWIZ-FM	100	8	1	12	1	1		2	1											
KWKV-AM	4	100	1	3	2			1	1											
KWVE-FM	1	1	100	2		1	3	3	2											
KXOL-FM	27	13	4	100		1		2	1											
KXTA-AM	1	3			100	3	2	3	33											
KYSR-FM	3	2	5	1	11	100	20	15	13											
KZLA-FM			11		7	13	100	2	10											
KGGI-FM	2	2	4	1	3	3	1	100	2											
XTRA-AM	1	2	1		23	2	3	1	100											

+ Station(s) changed call letters - see Page 13.

NOTE: Read across top then down to find percent of top station's cume duplication with side station.

Exclusive & Overnight Listening

Persons 12+

Monday-Sunday

	Exclusive 6AM-MID		Overnight MID-6AM		7-Day 24-Hr		Exclusive 6AM-MID		Overnight MID-6AM		7-Day 24-Hr		Exclusive 6AM-MID		Overnight MID-6AM		7-Day 24-Hr	
	(00)	%	AQH (00)	Cume (00)	Cume (00)		(00)	%	AQH (00)	Cume (00)	Cume (00)		(00)	%	AQH (00)	Cume (00)	Cume (00)	
	KABC-AM	226	4	119	1070		5445	KLAC-AM	95	2	7		156	5317	KROQ-FM	1056	7	95
KBIG-FM	201	2	51	856	9690	KLAX-FM	515	8	66	968	6778	KRTH-FM	773	6	60	1250	12034	
KBLA-AM	46	3	9	110	1789	KLOS-FM	260	3	40	824	8213	KSCA-FM	929	11	117	1782	8205	
KBUA-FM	73	8	10	148	876	KLSX-FM	250	4	79	1040	5934	KSPN-AM	15	1	2	91	1337	
KBUE-FM	455	9	68	993	4935	KLTX-AM	415	41	17	311	1014	KSSC-FM	12	1	2	129	1028	
KCBS-FM	181	2	66	1018	9685	KLVE-FM	727	7	104	1403	9875	KSSE-FM	152	4	17	487	4048	
KDIS-AM	254	9	3	106	2756	KLYY-FM	51	1	21	541	4022	KTNQ-AM	62	4	10	189	1530	
KFI -AM	656	7	141	1678	9135	KMXN-FM	14	1	6	125	1369	KTVV-FM	504	6	62	974	8341	
KFSH-FM	206	9	4	105	2205	KWZT-FM	235	5	18	410	5012	KWIZ-FM	145	6	19	403	2549	
KFWB-AM	734	9	113	1520	8076	KNX -AM	732	8	159	1907	9391	KWKW-AM	91	7	24	324	1298	
KHHT-FM	255	3	68	1008	8462	KOST-FM	867	8	109	1485	11585	KWVE-FM	146	7	11	291	2266	
KHJ -AM	166	8	15	292	2091	KPLS-AM			15	155	1127	KXOL-FM	436	7	57	822	5884	
KIIS-FM	967	6	95	1726	16827	KPWR-FM	912	6	130	2154	15610	KXTA-AM	70	3	10	141	2654	
KVVS-FM	145	17	16	70	864	KRCD-FM	174	7	13	266	2378	KYSR-FM	145	1	38	949	10356	
KJLH-FM	214	5	50	720	4013	KRCV-FM	61	4	21	339	1717	KZLA-FM	608	9	44	774	6958	
KKBT-FM	389	3	61	1550	11888	KRLA-AM	14	1	5	123	2206	KGGI-FM	51	2	7	219	2447	
KKLA-FM	85	4	6	143	1935	KRLH-AM					47	XTRA-AM	28	2	2	72	1809	
TOTALS																2674	28937	96820

Exclusive & Overnight Listening

* Listener estimates adjusted for reported broadcast schedule. + Station(s) changed call letters - see Page 13.

Ethnic Composition

Persons 12+													
Monday-Sunday 6AM-MID													
	AQH (00)	AQH %	AQH Rtg	Cume (00)	Cume %	Cume Rtg		AQH (00)	AQH %	AQH Rtg	Cume (00)	Cume %	Cume Rtg
KABC-AM							KKBT-FM						
Total	330	100	.3	5361	100	5.3	Total	576	100	.6	11836	100	11.6
Black	21	6	.3	240	4	2.9	Black	341	59	4.2	3987	34	49.0
Hispanic	11	3		315	6	.8	Hispanic	160	28	.4	4499	38	11.3
KBIG-FM							KKLA-FM						
Total	450	100	.4	9604	100	9.4	Total	80	100	.1	1918	100	1.9
Black	11	3	.1	355	4	4.4	Black	11	14	.1	206	11	2.5
Hispanic	171	38	.4	2869	30	7.2	Hispanic	17	21		316	16	.8
KBLA-AM							KLAC-AM						
Total	139	100	.1	1789	100	1.8	Total	173	100	.2	5280	100	5.2
Black	1	1		40	2	.5	Black	11	6	.1	389	7	4.8
Hispanic	134	97	.3	1687	94	4.2	Hispanic	29	17	.1	670	13	1.7
KBUA-FM							KLAX-FM						
Total	65	100	.1	865	100	.8	Total	442	100	.4	6739	100	6.6
Black	4	6		37	4	.5	Black				8		.1
Hispanic	58	89	.1	741	86	1.9	Hispanic	439	99	1.1	6545	97	16.5
KBUE-FM							KLDS-FM						
Total	370	100	.4	4883	100	4.8	Total	339	100	.3	8144	100	8.0
Black				8		.1	Black	3	1		106	1	1.3
Hispanic	367	99	.9	4710	96	11.8	Hispanic	87	26	.2	2200	27	5.5
KCBS-FM							KLSX-FM						
Total	400	100	.4	9623	100	9.4	Total	362	100	.4	5855	100	5.7
Black	5	1	.1	111	1	1.4	Black	24	6	.3	273	5	3.4
Hispanic	96	24	.2	2219	23	5.6	Hispanic	122	34	.3	1477	25	3.7
KDIS-AM							KLTX-AM						
Total	65	100	.1	2741	100	2.7	Total	144	100	.1	1014	100	1.0
Black	8	12	.1	217	8	2.7	Black						
Hispanic	32	49	.1	1092	40	2.7	Hispanic	144	100	.4	1014	100	2.5
KFI -AM							KLVE-FM						
Total	620	100	.6	9095	100	8.9	Total	595	100	.6	9789	100	9.6
Black	14	2	.2	251	3	3.1	Black						
Hispanic	64	10	.2	975	11	2.5	Hispanic	574	96	1.4	9313	95	23.4
KFSH-FM							KLYY-FM						
Total	93	100	.1	2205	100	2.2	Total	150	100	.1	3981	100	3.9
Black							Black						
Hispanic	24	26	.1	558	25	1.4	Hispanic	145	96	.4	3666	92	9.2
KFVB-AM							KMXN-FM						
Total	295	100	.3	7938	100	7.8	Total	63	100	.1	1369	100	1.3
Black	18	6	.2	626	8	7.7	Black						
Hispanic	45	15	.1	924	12	2.3	Hispanic	11	17		207	15	.5
KHHT-FM							KMZT-FM						
Total	408	100	.4	8431	100	8.3	Total	263	100	.3	4955	100	4.9
Black	158	39	1.9	2611	31	32.1	Black	5	2	.1	153	3	1.9
Hispanic	177	43	.4	3528	42	8.9	Hispanic	39	15	.1	663	13	1.7
KHJ -AM							KNX -AM						
Total	136	100	.1	2069	100	2.0	Total	379	100	.4	9213	100	9.0
Black				23	1	.3	Black	29	8	.4	725	8	8.9
Hispanic	135	99	.3	2004	97	5.0	Hispanic	43	11	.1	1072	12	2.7
KIIS-FM							KDST-FM						
Total	607	100	.6	16744	100	16.4	Total	635	100	.6	11455	100	11.2
Black	26	4	.3	720	4	8.8	Black	30	5	.4	461	4	5.7
Hispanic	202	33	.5	5770	34	14.5	Hispanic	181	29	.5	3010	26	7.6
KVVS-FM							KPLS-AM						
Total	45	100		864	100	.8	Total	51	100	.1	1127	100	1.1
Black	4	10		55	6	.7	Black	3	6		66	6	.8
Hispanic	12	28		301	35	.8	Hispanic	3	7		56	5	.1
KJLH-FM							KPWR-FM						
Total	234	100	.2	3946	100	3.9	Total	809	100	.8	15542	100	15.2
Black	200	85	2.5	2930	74	36.0	Black	167	21	2.1	2493	16	30.6
Hispanic	9	4		431	11	1.1	Hispanic	452	56	1.1	8025	52	20.2

* Listener estimates adjusted for reported broadcast schedule.

+ Station(s) changed call letters - see Page 13.

& Both of the previous footnotes apply.

Ethnic Composition

Persons 12+

Monday-Sunday 6AM-MID

	AQH (00)	AQH %	AQH Rtg	Cume (00)	Cume %	Cume Rtg		AQH (00)	AQH %	AQH Rtg	Cume (00)	Cume %	Cume Rtg
KRCD-FM							KTVV-FM						
Total	170	100	.2	2357	100	2.3	Total	552	100	.5	8256	100	8.1
Black	4	2		96	4	1.2	Black	155	28	1.9	1859	23	22.8
Hispanic	160	94	.4	2109	89	5.3	Hispanic	126	23	.3	1830	22	4.6
KRCV-FM							KWIZ-FM						
Total	122	100	.1	1694	100	1.7	Total	182	100	.2	2525	100	2.5
Black				18	1	.2	Black	1			13	1	.2
Hispanic	120	98	.3	1608	95	4.0	Hispanic	172	95	.4	2417	96	6.1
KRLA-AM							KWKW-AM						
Total	83	100	.1	2145	100	2.1	Total	85	100	.1	1269	100	1.2
Black	3	3		39	2	.5	Black	2	3		35	3	.4
Hispanic	3	4		137	6	.3	Hispanic	81	95	.2	1189	94	3.0
KRLH-AM							KWVE-FM						
Total	1	100		47	100		Total	86	100	.1	2238	100	2.2
Black							Black	14	16	.2	149	7	1.8
Hispanic							Hispanic	30	36	.1	813	36	2.0
KROQ-FM							KXOL-FM						
Total	706	100	.7	14764	100	14.5	Total	404	100	.4	5820	100	5.7
Black	11	2	.1	238	2	2.9	Black	1			26		.3
Hispanic	255	36	.6	5243	36	13.2	Hispanic	398	99	1.0	5674	97	14.3
KRTH-FM							KXTA-AM						
Total	500	100	.5	11908	100	11.7	Total	121	100	.1	2654	100	2.6
Black	10	2	.1	176	1	2.2	Black	20	16	.2	301	11	3.7
Hispanic	180	36	.5	3982	33	10.0	Hispanic	17	14		474	18	1.2
KSCA-FM							KYSR-FM						
Total	761	100	.7	8155	100	8.0	Total	368	100	.4	10281	100	10.1
Black				12		.1	Black	17	5	.2	310	3	3.8
Hispanic	754	99	1.9	8031	98	20.2	Hispanic	81	22	.2	2340	23	5.9
KSPN-AM							KZLA-FM						
Total	51	100	.1	1337	100	1.3	Total	383	100	.4	6931	100	6.8
Black	8	16	.1	114	9	1.4	Black	8	2	.1	112	2	1.4
Hispanic	8	16		280	21	.7	Hispanic	51	13	.1	911	13	2.3
KSSC-FM							KGGI-FM						
Total	31	100		1028	100	1.0	Total	64	100	.1	2395	100	2.3
Black							Black	9	13	.1	356	15	4.4
Hispanic	27	87	.1	874	85	2.2	Hispanic	29	45	.1	1127	47	2.8
KSSE-FM							XTRA-AM						
Total	198	100	.2	3957	100	3.9	Total	67	100	.1	1795	100	1.8
Black				26	1	.3	Black	3	5		70	4	.9
Hispanic	193	97	.5	3763	95	9.5	Hispanic	10	15		254	14	.6
KTND-AM													
Total	96	100	.1	1519	100	1.5							
Black													
Hispanic	94	98	.2	1413	93	3.6							
TOTALS							TOTALS						
Total							Total	16346	100	16.0	96598	100	94.7
Black							Black	1532	9	18.8	7790	8	95.7
Hispanic							Hispanic	7216	44	18.1	37872	39	95.2

Ethnic Composition

* Listener estimates adjusted for reported broadcast schedule.

+ Station(s) changed call letters - see Page 13.

& Both of the previous footnotes apply.

Notations

TSA Target Listeners

Monday-Sunday 6AM-MID

AQH and Cume Persons (00)

	Persons 12+	Persons 18-34	Persons 25-54	Persons 35-64	Men 18-34	Men 25-54	Men 35-64	Women 18-34	Women 25-54	Women 35-64
KABC-AM										
TSA AQH	388	35	146	217	30	103	118	5	43	99
Metro AQH	330	27	124	175	23	85	94	5	39	81
TSA Cume	6286	648	2743	3631	454	1800	2093	195	943	1538
Metro Cume	5361	586	2362	2984	396	1520	1688	190	842	1296
KBIG-FM										
TSA AQH	538	198	409	289	79	182	130	119	228	159
Metro AQH	450	166	333	239	69	152	109	97	181	130
TSA Cume	11525	4523	7762	5497	1683	3168	2355	2840	4594	3143
Metro Cume	9604	3829	6378	4522	1489	2619	1911	2341	3759	2611
KBLA-AM										
TSA AQH	139	43	103	75	31	71	49	12	32	27
Metro AQH	139	43	103	74	31	70	48	12	32	27
TSA Cume	1836	638	1438	1075	377	970	726	261	468	349
Metro Cume	1789	638	1412	1028	377	943	685	261	468	343
KBLA-FM										
TSA AQH	65	28	43	29	21	27	14	7	16	15
Metro AQH	65	28	43	29	21	27	14	7	16	15
TSA Cume	874	443	474	316	279	272	139	164	203	176
Metro Cume	865	440	468	309	279	272	139	162	196	170
KBUE-FM										
TSA AQH	389	237	202	110	146	126	55	91	76	55
Metro AQH	370	224	192	107	137	119	53	87	73	53
TSA Cume	5246	2887	2814	1691	1522	1574	882	1365	1240	809
Metro Cume	4883	2693	2627	1592	1386	1464	839	1307	1163	753
KCBS-FM										
TSA AQH	505	124	410	351	70	237	205	54	173	146
Metro AQH	400	102	321	271	57	181	156	45	140	116
TSA Cume	12110	3562	9031	7433	1880	4926	4197	1682	4106	3236
Metro Cume	9623	2942	7092	5747	1591	3919	3277	1352	3173	2470
KDIS-AM										
TSA AQH	73	13	37	30	5	11	9	9	26	21
Metro AQH	65	11	32	26	4	9	7	7	23	18
TSA Cume	3101	757	1754	1373	203	467	413	554	1288	961
Metro Cume	2741	665	1519	1203	179	381	339	485	1138	864
KFI -AM										
TSA AQH	930	80	429	560	40	232	277	40	197	283
Metro AQH	620	50	266	366	25	135	161	25	131	204
TSA Cume	13426	1606	6823	8087	826	3555	4046	780	3267	4041
Metro Cume	9095	1112	4480	5392	562	2274	2572	549	2207	2820
KFSH-FM										
TSA AQH	104	33	80	60	10	28	20	23	52	40
Metro AQH	93	32	69	49	10	25	17	22	44	32
TSA Cume	2319	606	1533	1248	231	604	491	375	929	757
Metro Cume	2205	579	1462	1164	218	563	462	361	900	702
KFWB-AM										
TSA AQH	304	24	117	147	15	75	92	8	41	56
Metro AQH	295	22	111	141	14	71	87	8	40	54
TSA Cume	8565	1077	4378	4977	587	2644	3024	490	1733	1953
Metro Cume	7938	990	3997	4551	529	2392	2723	461	1605	1828
KHHT-FM										
TSA AQH	498	230	298	204	83	119	83	147	179	121
Metro AQH	408	199	235	155	71	87	58	128	149	97
TSA Cume	10158	4679	5459	3639	1951	2278	1509	2728	3181	2130
Metro Cume	8431	3882	4502	3024	1648	1869	1238	2233	2634	1786
KHJ -AM										
TSA AQH	148	36	105	91	18	55	46	18	50	44
Metro AQH	136	35	99	84	18	52	43	17	47	41
TSA Cume	2242	711	1454	1249	429	817	643	281	636	606
Metro Cume	2069	693	1341	1122	421	753	564	272	588	558

* Listener estimates adjusted for reported broadcast schedule.

+ Station(s) changed call letters - see Page 13.

& Both of the previous footnotes apply.

TSA Target Listeners

TSA Target Listeners

Monday-Sunday 6AM-MID										
AQH and Cume Persons (00)										
Persons 12+	Persons 18-34	Persons 25-54	Persons 35-64	Men 18-34	Men 25-54	Men 35-64	Women 18-34	Women 25-54	Women 35-64	
KIIS-FM										
TSA AQH	718	331	353	193	123	144	72	208	209	120
Metro AQH	607	279	296	164	105	125	63	174	172	101
TSA Cume	20115	9264	9818	5616	3601	3855	2138	5663	5963	3478
Metro Cume	16744	7885	8155	4629	3157	3238	1765	4728	4917	2864
KVVS-FM										
TSA AQH	51	21	28	12	7	9	3	15	19	9
Metro AQH	45	19	25	10	7	8	2	12	17	8
TSA Cume	958	357	517	292	100	210	115	257	307	176
Metro Cume	864	336	479	254	100	191	91	236	288	162
KJLH-FM										
TSA AQH	237	52	166	156	15	68	72	37	98	84
Metro AQH	234	50	163	156	13	66	72	37	97	83
TSA Cume	3998	1228	2517	2109	385	984	921	842	1533	1188
Metro Cume	3946	1201	2474	2082	375	974	921	826	1501	1161
KKBT-FM										
TSA AQH	702	296	365	232	140	151	80	156	214	152
Metro AQH	576	249	287	179	115	115	60	135	173	119
TSA Cume	14199	6377	5810	3518	2922	2549	1498	3455	3261	2020
Metro Cume	11836	5436	4849	2876	2526	2164	1237	2910	2685	1638
KKLA-FM										
TSA AQH	101	15	58	66	8	27	30	8	31	36
Metro AQH	80	8	50	55	2	23	24	6	27	30
TSA Cume	2443	402	1573	1641	183	731	770	220	841	871
Metro Cume	1918	281	1299	1300	112	609	615	168	690	685
KLAC-AM										
TSA AQH	200	25	77	99	19	55	61	5	22	38
Metro AQH	173	23	67	81	18	47	47	5	21	34
TSA Cume	6098	930	3032	3181	720	2035	1979	210	997	1202
Metro Cume	5280	834	2623	2684	641	1729	1622	194	893	1062
KLAX-FM										
TSA AQH	486	264	310	164	146	185	109	118	125	55
Metro AQH	442	243	280	144	132	165	95	112	116	48
TSA Cume	7492	3908	4575	2543	2049	2479	1393	1859	2096	1149
Metro Cume	6739	3551	4108	2258	1854	2211	1236	1698	1897	1022
KLOS-FM										
TSA AQH	463	152	383	286	112	261	191	40	121	96
Metro AQH	339	121	271	197	93	184	128	28	87	69
TSA Cume	10681	3739	8159	6042	2291	5017	3750	1448	3141	2292
Metro Cume	8144	3021	6087	4394	1877	3714	2680	1144	2374	1714
KLSX-FM										
TSA AQH	444	215	360	217	167	274	168	49	85	49
Metro AQH	362	181	293	174	138	220	134	44	72	40
TSA Cume	7102	2914	5713	3881	2099	3970	2671	815	1742	1210
Metro Cume	5855	2420	4676	3187	1728	3220	2184	692	1456	1003
KLTX-AM										
TSA AQH	144	47	99	85	27	42	27	20	57	58
Metro AQH	144	47	99	85	27	42	27	20	57	58
TSA Cume	1025	365	737	565	203	341	221	162	397	344
Metro Cume	1014	358	733	561	196	336	217	162	397	344
KLVE-FM										
TSA AQH	675	269	489	337	104	186	117	164	303	220
Metro AQH	595	242	436	289	97	168	99	145	268	190
TSA Cume	11086	4578	7436	5078	1915	3144	2137	2663	4292	2941
Metro Cume	9789	4119	6608	4439	1742	2820	1876	2377	3788	2563
KLYY-FM										
TSA AQH	154	81	105	55	34	45	22	47	60	32
Metro AQH	150	79	103	54	34	45	22	46	59	32
TSA Cume	4176	2377	2516	1182	1057	1083	437	1320	1433	744
Metro Cume	3981	2265	2436	1134	1020	1060	437	1245	1376	696

* Listener estimates adjusted for reported broadcast schedule.

+ Station(s) changed call letters - see Page 13.

& Both of the previous footnotes apply.

TSA Target Listeners

Monday-Sunday 6AM-MID

AQH and Cume Persons (00)

	Persons 12+	Persons 18-34	Persons 25-54	Persons 35-64	Men 18-34	Men 25-54	Men 35-64	Women 18-34	Women 25-54	Women 35-64
KMXN-FM										
TSA AQH	63	41	46	19	15	21	11	26	25	8
Metro AQH	63	41	46	19	15	21	11	26	25	8
TSA Cume	1408	623	928	576	275	416	253	348	511	322
Metro Cume	1369	612	903	557	269	410	253	344	493	304
KMZT-FM										
TSA AQH	298	14	111	163	4	51	78	10	61	85
Metro AQH	263	12	99	146	4	45	71	8	54	75
TSA Cume	5751	786	2737	3148	298	1221	1476	489	1516	1672
Metro Cume	4955	689	2394	2749	249	1099	1345	440	1295	1404
KNX -AM										
TSA AQH	485	33	198	249	21	128	162	11	70	87
Metro AQH	379	29	156	184	19	97	115	10	59	69
TSA Cume	12025	1156	5987	7255	727	3807	4516	429	2180	2739
Metro Cume	9213	996	4714	5460	617	2972	3358	379	1742	2102
KOST-FM										
TSA AQH	763	230	450	424	97	168	138	133	281	286
Metro AQH	635	196	381	350	86	148	119	110	233	231
TSA Cume	14138	4823	8777	7314	1734	3244	2598	3089	5533	4715
Metro Cume	11455	4032	7037	5859	1535	2682	2108	2497	4355	3751
KPLS-AM										
TSA AQH	72	3	19	44	3	12	24		8	20
Metro AQH	51	2	14	33	2	8	17		5	16
TSA Cume	1583	122	569	960	118	364	562	4	206	398
Metro Cume	1127	66	385	704	66	245	392		140	311
KPWR-FM										
TSA AQH	914	537	332	87	335	214	49	202	118	38
Metro AQH	809	468	300	83	283	189	47	185	111	36
TSA Cume	18129	10222	6365	2373	5389	3319	1185	4833	3046	1188
Metro Cume	15542	8690	5621	2145	4523	2933	1096	4168	2688	1049
KRCD-FM										
TSA AQH	170	32	106	117	14	35	35	19	71	82
Metro AQH	170	32	106	117	14	35	35	19	71	82
TSA Cume	2372	709	1453	1289	345	630	482	364	823	807
Metro Cume	2357	709	1453	1289	345	630	482	364	823	807
KRCV-FM										
TSA AQH	154	37	109	91	21	55	48	16	54	44
Metro AQH	122	31	87	72	17	41	35	14	46	37
TSA Cume	2249	683	1601	1284	398	805	623	285	796	661
Metro Cume	1694	518	1204	966	307	576	437	212	628	529
KRLA-AM										
TSA AQH	91	3	29	48	1	14	24	2	15	24
Metro AQH	83	3	27	41	1	14	21	2	14	20
TSA Cume	2407	133	851	1320	54	455	720	79	395	600
Metro Cume	2145	118	775	1121	45	430	628	74	345	494
KRLH-AM										
TSA AQH	3		3	3		1	1		2	2
Metro AQH	1		1	1		1	1			
TSA Cume	125	11	84	106	7	42	65	5	41	41
Metro Cume	47		18	47		18	47			
KROQ-FM										
TSA AQH	803	491	377	153	288	221	91	203	156	62
Metro AQH	706	438	322	125	258	184	71	180	138	53
TSA Cume	17163	9431	8387	3990	5017	4754	2342	4414	3633	1648
Metro Cume	14764	8124	7192	3431	4332	4112	2032	3792	3080	1398
KRTH-FM										
TSA AQH	592	122	327	381	70	163	185	52	164	196
Metro AQH	500	108	275	318	62	137	156	46	138	162
TSA Cume	14436	2907	8133	8910	1244	3635	4081	1663	4498	4829
Metro Cume	11908	2473	6586	7229	1062	2987	3360	1412	3599	3869

* Listener estimates adjusted for reported broadcast schedule.

+ Station(s) changed call letters - see Page 13.

& Both of the previous footnotes apply.

TSA Target Listeners

Monday-Sunday 6AM-MID										
AQH and Cume Persons (00)										
Persons 12+	Persons 18-34	Persons 25-54	Persons 35-64	Men 18-34	Men 25-54	Men 35-64	Women 18-34	Women 25-54	Women 35-64	
KSCA-FM										
TSA AQH	832	362	620	411	215	349	210	148	272	201
Metro AQH	761	331	559	375	194	314	192	137	246	183
TSA Cume	9187	4242	6307	3982	2444	3538	2106	1797	2769	1876
Metro Cume	8155	3798	5553	3513	2172	3120	1855	1626	2432	1658
KSPN-AM										
TSA AQH	65	17	52	45	15	45	38	2	7	8
Metro AQH	51	12	41	37	10	33	30	2	7	7
TSA Cume	1587	351	1209	1069	294	998	869	57	210	200
Metro Cume	1337	281	1030	900	228	830	715	53	200	186
KSSC-FM										
TSA AQH	31	20	20	8	7	6	2	13	13	6
Metro AQH	31	20	19	8	7	6	2	13	13	6
TSA Cume	1045	564	639	323	248	292	147	317	347	176
Metro Cume	1028	561	622	310	244	289	147	317	333	163
KSSS-FM										
TSA AQH	288	185	193	74	87	90	42	99	103	33
Metro AQH	198	131	140	51	61	65	31	69	76	21
TSA Cume	5860	3420	3727	1668	1648	1766	806	1772	1961	862
Metro Cume	3957	2335	2641	1152	1122	1230	569	1213	1411	583
KTNO-AM										
TSA AQH	109	31	75	66	21	59	46	11	15	20
Metro AQH	96	28	62	56	18	48	36	10	15	20
TSA Cume	1725	515	1218	994	313	836	604	203	382	390
Metro Cume	1519	485	1066	850	287	712	491	198	354	359
KTWV-FM										
TSA AQH	685	79	419	490	25	172	235	54	247	255
Metro AQH	552	69	342	386	22	139	180	47	203	206
TSA Cume	10343	1436	6607	7004	483	2928	3293	953	3679	3711
Metro Cume	8256	1208	5208	5449	418	2330	2576	790	2878	2874
KWIZ-FM										
TSA AQH	182	106	133	64	50	74	44	55	59	20
Metro AQH	182	106	133	64	50	74	44	55	59	20
TSA Cume	2541	1365	1625	931	713	958	594	652	666	337
Metro Cume	2525	1361	1625	931	713	958	594	648	666	337
KWKW-AM										
TSA AQH	89	20	56	54	8	25	25	12	32	29
Metro AQH	85	20	52	50	8	21	21	12	31	29
TSA Cume	1338	274	872	788	141	482	443	133	390	345
Metro Cume	1269	267	815	738	133	430	398	133	385	340
KWVE-FM										
TSA AQH	149	33	105	94	19	44	35	15	60	59
Metro AQH	86	16	55	50	10	22	17	7	32	33
TSA Cume	3325	894	2225	1891	419	1036	826	476	1189	1065
Metro Cume	2238	568	1493	1275	277	671	513	291	823	763
KXOL-FM										
TSA AQH	418	231	281	157	101	119	74	130	162	83
Metro AQH	404	225	270	149	98	114	72	127	156	77
TSA Cume	6137	3058	3957	2405	1508	1818	1002	1550	2139	1403
Metro Cume	5820	2923	3709	2234	1435	1693	932	1488	2016	1302
KXTA-AM										
TSA AQH	133	42	80	61	38	72	52	4	8	8
Metro AQH	121	39	72	52	36	64	44	4	8	8
TSA Cume	2979	839	1814	1599	710	1492	1269	129	322	329
Metro Cume	2654	763	1616	1390	634	1296	1076	129	320	314
KYSR-FM										
TSA AQH	428	236	316	169	81	119	69	154	197	100
Metro AQH	368	196	269	154	69	106	64	126	163	90
TSA Cume	12096	6369	7898	4531	2536	3207	2012	3833	4691	2518
Metro Cume	10281	5327	6802	4036	2163	2869	1828	3163	3932	2208

* Listener estimates adjusted for reported broadcast schedule.

+ Station(s) changed call letters - see Page 13.

& Both of the previous footnotes apply.

TSA Target Listeners

Monday-Sunday 6AM-MID

AQH and Cume Persons (00)

	Persons 12+	Persons 18-34	Persons 25-54	Persons 35-64	Men 18-34	Men 25-54	Men 35-64	Women 18-34	Women 25-54	Women 35-64
KZLA-FM										
TSA AQH	445	111	289	276	39	124	121	73	165	155
Metro AQH	383	88	246	242	29	107	110	59	138	132
TSA Cume	8449	2353	4976	4425	736	1782	1656	1617	3194	2770
Metro Cume	6931	1791	4085	3698	583	1500	1410	1208	2586	2288
KGGI-FM										
TSA AQH	296	125	130	83	47	47	29	78	83	54
Metro AQH	64	29	30	20	11	7	3	18	23	17
TSA Cume	6766	2946	2740	1663	1206	1139	682	1741	1601	981
Metro Cume	2395	1179	957	495	433	377	187	747	580	308
XTRA-AM										
TSA AQH	117	32	98	76	31	91	68	1	7	8
Metro AQH	67	15	55	47	15	48	40		6	7
TSA Cume	2946	717	2108	1835	628	1852	1616	89	255	219
Metro Cume	1795	403	1241	1138	371	1105	1007	31	136	131
TOTALS										
TSA AQH	22245	7495	13079	10547	3926	6772	5293	3570	6308	5254
Metro AQH	16346	5649	9657	7617	2914	4942	3782	2735	4715	3835
TSA Cume	134734	43406	74115	61171	22228	37120	29993	21179	36995	31177
Metro Cume	96598	31920	53761	43655	16317	26964	21348	15602	26797	22307

* Listener estimates adjusted for reported broadcast schedule.

+ Station(s) changed call letters - see Page 13.

& Both of the previous footnotes apply.

DMA Target Listeners

		AQH and Cume Persons																	
		Monday-Friday 6AM-10AM			Monday-Friday 10AM-3PM			Monday-Friday 3PM-7PM			Monday-Friday 7PM-MID			Monday-Friday 6AM-7PM			Monday-Sunday 6AM-MID		
		AQH (00)	AQH Rtg	Cume (00)	AQH (00)	AQH Rtg	Cume (00)	AQH (00)	AQH Rtg	Cume (00)	AQH (00)	AQH Rtg	Cume (00)	AQH (00)	AQH Rtg	Cume (00)	AQH (00)	AQH Rtg	Cume (00)
KABC-AM																			
P 12+		481	.4	2822	543	.4	3406	589	.4	3588	232	.2	1841	538	.4	5566	386	.3	6232
Teens 12-17				13	2		8	2		36	4		14	2		52	2		66
M 18-34		3		68	47	.2	212	60	.3	288	32	.1	138	37	.2	353	30	.1	454
W 18-34		7		64	4		40	11	.1	118	5		63	7		154	5		195
M 18-49		52	.1	437	114	.3	650	144	.4	839	58	.1	427	104	.3	1204	74	.2	1408
W 18-49		30	.1	209	24	.1	265	45	.1	384	21	.1	251	32	.1	543	23	.1	653
M 25-49		50	.2	419	105	.3	599	124	.4	774	56	.2	393	94	.3	1139	68	.2	1322
W 25-49		29	.1	181	22	.1	234	38	.1	340	20	.1	239	29	.1	499	21	.1	583
M 25-54		87	.2	658	148	.4	817	201	.6	1126	66	.2	524	145	.4	1585	102	.3	1790
W 25-54		50	.1	360	60	.2	429	69	.2	515	35	.1	351	60	.2	790	43	.1	943
M 35-64		137	.5	969	170	.6	998	222	.8	1241	52	.2	538	176	.6	1880	117	.4	2074
W 35-64		140	.5	803	145	.5	834	150	.5	866	53	.2	501	145	.5	1363	99	.3	1538
KBIG-FM																			
P 12+		610	.5	4752	998	.7	6098	723	.5	6009	176	.1	2740	794	.6	9468	537	.4	11468
Teens 12-17		28	.2	341	11	.1	229	30	.2	391	11	.1	221	22	.1	636	19	.1	912
M 18-34		78	.4	596	145	.7	943	115	.5	790	32	.1	436	115	.5	1355	79	.4	1675
W 18-34		124	.6	1120	218	1.1	1455	176	.9	1554	42	.2	750	176	.9	2381	119	.6	2809
M 18-49		178	.4	1350	344	.9	2078	250	.6	1681	67	.2	829	264	.7	2867	181	.5	3457
W 18-49		304	.8	2418	475	1.2	2826	322	.8	2926	72	.2	1291	375	1.0	4449	245	.6	5151
M 25-49		165	.5	1203	328	1.0	1826	225	.7	1413	58	.2	678	246	.8	2395	167	.5	2889
W 25-49		275	.9	2050	423	1.4	2325	279	.9	2410	55	.2	922	333	1.1	3633	215	.7	4176
M 25-54		183	.5	1285	351	1.0	1946	237	.7	1541	63	.2	767	264	.7	2584	180	.5	3149
W 25-54		292	.8	2173	447	1.2	2509	297	.8	2603	59	.2	1006	353	1.0	3968	227	.6	4582
M 35-64		130	.4	965	247	.8	1380	168	.6	1172	43	.1	558	187	.6	1939	129	.4	2340
W 35-64		216	.7	1600	319	1.0	1757	193	.6	1788	38	.1	723	248	.8	2716	159	.5	3141
KBLA-AM																			
P 12+		153	.1	648	238	.2	807	221	.2	937	59		427	206	.2	1541	139	.1	1836
Teens 12-17		2		28	1		14						1			28	1		40
M 18-34		21	.1	121	49	.2	140	69	.3	241	7		57	46	.2	305	31	.1	377
W 18-34		14	.1	79	29	.1	116	10		99	3		47	18	.1	201	12	.1	261
M 18-49		66	.2	333	103	.3	362	156	.4	610	25	.1	221	108	.3	794	72	.2	921
W 18-49		47	.1	163	93	.2	278	19		145	6		71	56	.1	423	34	.1	519
M 25-49		59	.2	317	95	.3	346	151	.5	594	25	.1	221	101	.3	762	68	.2	889
W 25-49		44	.1	141	87	.3	267	17	.1	124	6		60	52	.2	381	32	.1	456
M 25-54		63	.2	340	98	.3	382	153	.4	626	26	.1	246	104	.3	831	71	.2	970
W 25-54		45	.1	154	90	.3	280	18	.1	137	6		60	54	.2	393	32	.1	468
M 35-64		53	.2	272	59	.2	278	106	.4	476	23	.1	223	72	.2	651	49	.2	726
W 35-64		37	.1	112	80	.3	216	9		58	5		39	45	.1	292	27	.1	349
KBUA-FM																			
P 12+		122	.1	489	83	.1	516	79	.1	361	21		248	94	.1	814	65		874
Teens 12-17		15	.1	58	6		46	8	.1	46	3		34	10	.1	82	8	.1	82
M 18-34		39	.2	103	23	.1	141	30	.1	125	6		87	30	.1	238	21	.1	279
W 18-34		12	.1	73	10		81	10		52	6		61	11	.1	145	7		164
M 18-49		60	.1	184	41	.1	232	46	.1	170	9		120	49	.1	340	33	.1	381
W 18-49		32	.1	186	29	.1	169	19		111	8		84	27	.1	283	18		302
M 25-49		36	.1	123	36	.1	186	43	.1	127	5		62	38	.1	237	26	.1	250
W 25-49		26	.1	154	23	.1	110	15		92	7		46	22	.1	192	15		192
M 25-54		36	.1	134	40	.1	208	45	.1	138	5		62	40	.1	259	27	.1	272
W 25-54		28	.1	165	25	.1	120	17		103	8		57	23	.1	203	16		203
M 35-64		24	.1	106	22	.1	113	18	.1	56	2		33	21	.1	139	14		139
W 35-64		32	.1	149	20	.1	102	12		82	4		34	21	.1	176	15		176
KBUE-FM																			
P 12+		576	.4	2656	558	.4	2965	427	.3	2919	175	.1	1704	523	.4	4484	389	.3	5240
Teens 12-17		50	.3	302	40	.3	271	42	.3	387	28	.2	263	44	.3	489	38	.3	558
M 18-34		217	1.0	898	233	1.1	1027	152	.7	845	59	.3	491	203	.9	1386	146	.7	1517
W 18-34		115	.6	617	114	.6	725	100	.5	707	55	.3	524	110	.5	1129	91	.4	1365
M 18-49		286	.7	1203	293	.7	1321	201	.5	1155	68	.2	640	262	.7	1869	186	.5	2107
W 18-49		171	.4	831	161	.4	999	142	.4	1080	70	.2	676	158	.4	1611	124	.3	1918
M 25-49		178	.6	742	203	.6	880	126	.4	808	40	.1	387	172	.5	1261	120	.4	1462
W 25-49		113	.4	466	91	.3	604	78	.3	692	31	.1	334	94	.3	961	70	.2	1120
M 25-54		181	.5	792	210	.6	931	135	.4	883	43	.1	438	178	.5	1361	126	.3	1574
W 25-54		127	.4	519	99	.3	684	88	.2	752	31	.1	334	105	.3	1069	76	.2	1240
M 35-64		87	.3	441	85	.3	430	66	.2	468	16	.1	240	79	.3	725	55	.2	882
W 35-64		97	.3	332	78	.3	447	63	.2	492	16	.1	165	79	.3	688	55	.2	809

* Listener estimates adjusted for reported broadcast schedule. + Station(s) changed call letters - see Page 13.

DMA Target Listeners

		AQH and Cume Persons																	
		Monday-Friday 6AM-10AM			Monday-Friday 10AM-3PM			Monday-Friday 3PM-7PM			Monday-Friday 7PM-MID			Monday-Friday 6AM-7PM			Monday-Sunday 6AM-MID		
		AQH (00)	AQH Rtg	Cume (00)	AQH (00)	AQH Rtg	Cume (00)	AQH (00)	AQH Rtg	Cume (00)	AQH (00)	AQH Rtg	Cume (00)	AQH (00)	AQH Rtg	Cume (00)	AQH (00)	AQH Rtg	Cume (00)
KCBS-FM																			
P 12+		662	.5	5378	771	.6	5887	655	.5	6713	205	.2	2987	702	.5	10250	502	.4	11987
Teens 12-17		25	.2	392	10	.1	262	24	.2	350	18	.1	206	19	.1	681	19	.1	853
M 18-34		67	.3	631	94	.4	1040	90	.4	955	52	.2	615	85	.4	1608	69	.3	1860
W 18-34		70	.3	708	92	.4	844	85	.4	988	20	.1	510	83	.4	1457	54	.3	1676
M 18-49		278	.7	2131	319	.8	2475	250	.6	2675	98	.2	1291	285	.7	4267	209	.5	4884
W 18-49		241	.6	1872	286	.7	2088	240	.6	2464	38	.1	948	258	.7	3569	169	.4	4109
M 25-49		266	.8	1928	297	.9	2106	223	.7	2340	73	.2	988	265	.8	3680	187	.6	4145
W 25-49		234	.8	1711	269	.9	1798	218	.7	2145	32	.1	754	243	.8	3103	157	.5	3566
M 25-54		340	.9	2306	370	1.0	2540	296	.8	2850	95	.3	1151	338	.9	4327	235	.6	4871
W 25-54		255	.7	1961	290	.8	1997	239	.7	2378	38	.1	896	263	.7	3465	173	.5	4092
M 35-64		291	1.0	2020	310	1.1	2045	251	.9	2446	83	.3	981	286	1.0	3613	204	.7	4136
W 35-64		202	.7	1550	240	.8	1592	189	.6	1885	31	.1	648	212	.7	2718	145	.5	3206
KDIS-AM																			
P 12+		108	.1	1276	43		916	120	.1	1375	37		537	87	.1	2432	71	.1	3058
Teens 12-17		29	.2	323	19	.1	274	44	.3	378	22	.1	256	30	.2	675	27	.2	888
M 18-34		10		87	5		98	6		78	1		16	7		160	4		191
W 18-34		13	.1	241	8		181	10		168	1		29	10		422	8		541
M 18-49		26	.1	245	6		132	18		179	1		31	16		392	12		506
W 18-49		44	.1	616	17		465	45	.1	650	5		180	34	.1	1108	26	.1	1339
M 25-49		23	.1	202	4		67	16	.1	138	1		31	13		300	10		399
W 25-49		41	.1	545	15		424	44	.1	617	4		165	32	.1	990	24	.1	1209
M 25-54		25	.1	217	4		67	18		154	1		31	14		330	11		451
W 25-54		41	.1	556	15		424	46	.1	665	4		165	33	.1	1049	25	.1	1268
M 35-64		20	.1	188	1		49	14		129	1		30	11		304	9		410
W 35-64		33	.1	404	11		311	43	.1	580	6		171	27	.1	810	20	.1	951
KFI -AM																			
P 12+		1596	1.2	7322	1475	1.1	7692	883	.7	5636	356	.3	2676	1330	1.0	11258	883	.7	12644
Teens 12-17		9	.1	84	5		104	3		104	6		63	6		171	5		257
M 18-34		53	.2	317	54	.3	306	28	.1	281	65	.3	354	46	.2	588	40	.2	808
W 18-34		41	.2	309	82	.4	463	65	.3	414	9		108	64	.3	657	39	.2	724
M 18-49		326	.8	1502	237	.6	1245	233	.6	1298	176	.4	1058	263	.7	2396	195	.5	2985
W 18-49		240	.6	1295	313	.8	1637	190	.5	1335	26	.1	390	253	.6	2299	148	.4	2453
M 25-49		319	1.0	1457	227	.7	1130	232	.7	1278	136	.4	901	257	.8	2267	182	.6	2745
W 25-49		232	.7	1259	302	1.0	1548	186	.6	1282	24	.1	361	245	.8	2183	143	.5	2327
M 25-54		393	1.1	1821	283	.8	1464	272	.8	1551	156	.4	1093	313	.9	2779	220	.6	3363
W 25-54		314	.9	1702	375	1.0	2058	243	.7	1665	28	.1	434	316	.9	2909	187	.5	3067
M 35-64		480	1.6	2278	343	1.2	1876	326	1.1	1787	154	.5	1039	380	1.3	3267	264	.9	3818
W 35-64		478	1.6	2231	501	1.6	2567	304	1.0	1976	42	.1	622	433	1.4	3608	273	.9	3836
KFSH-FM																			
P 12+		150	.1	1278	125	.1	1117	159	.1	1364	37		684	143	.1	1940	104	.1	2312
Teens 12-17		12	.1	184	5		70	9	.1	145	6		112	8	.1	256	9	.1	356
M 18-34		14	.1	109	12	.1	109	13	.1	121	5		83	13	.1	178	10		231
W 18-34		31	.2	268	25	.1	239	31	.2	233	10		140	28	.1	341	23	.1	375
M 18-49		43	.1	362	37	.1	340	45	.1	360	11		185	42	.1	505	29	.1	609
W 18-49		83	.2	594	70	.2	545	86	.2	608	16		253	79	.2	834	56	.1	945
M 25-49		40	.1	334	37	.1	327	43	.1	327	11		185	40	.1	459	28	.1	547
W 25-49		75	.2	547	61	.2	496	74	.2	536	13		228	69	.2	743	48	.2	819
M 25-54		43	.1	376	37	.1	327	44	.1	341	11		200	41	.1	501	28	.1	604
W 25-54		81	.2	616	66	.2	543	82	.2	615	15		270	76	.2	832	52	.1	922
M 35-64		32	.1	295	26	.1	261	35	.1	294	6		117	31	.1	425	20	.1	491
W 35-64		60	.2	407	54	.2	401	68	.2	499	8		180	60	.2	647	40	.1	750
KFWB-AM																			
P 12+		641	.5	5326	315	.2	3714	345	.3	4232	124	.1	1901	424	.3	7489	304	.2	8551
Teens 12-17		3		55				1		25	1		39	1		55	1		109
M 18-34		39	.2	304	11	.1	158	23	.1	297	6		130	23	.1	465	15	.1	587
W 18-34		22	.1	278	5		170	16	.1	236	2		84	13	.1	439	8		490
M 18-49		124	.3	1229	46	.1	667	88	.2	1005	25	.1	481	83	.2	1793	56	.1	2059
W 18-49		78	.2	869	19		463	46	.1	690	6		173	45	.1	1238	28	.1	1352
M 25-49		115	.4	1144	46	.1	647	80	.3	941	21	.1	423	78	.2	1709	53	.2	1975
W 25-49		75	.2	814	18	.1	452	41	.1	633	6		173	43	.1	1143	27	.1	1256
M 25-54		167	.5	1590	69	.2	953	115	.3	1335	27	.1	513	113	.3	2343	75	.2	2644
W 25-54		109	.3	1167	29	.1	618	62	.2	912	11		299	64	.2	1537	41	.1	1731
M 35-64		186	.6	1902	100	.3	1317	146	.5	1581	32	.1	628	140	.5	2758	92	.3	3019
W 35-64		131	.4	1243	40	.1	677	74	.2	1035	23	.1	362	79	.3	1638	55	.2	1944

* Listener estimates adjusted for reported broadcast schedule. + Station(s) changed call letters - see Page 13.

DMA Target Listeners

DMA Target Listeners

		AQH and Cume Persons																	
		Monday-Friday 6AM-10AM			Monday-Friday 10AM-3PM			Monday-Friday 3PM-7PM			Monday-Friday 7PM-MID			Monday-Friday 6AM-7PM			Monday-Sunday 6AM-MID		
		AQH (00)	AQH Rtg	Cume (00)	AQH (00)	AQH Rtg	Cume (00)	AQH (00)	AQH Rtg	Cume (00)	AQH (00)	AQH Rtg	Cume (00)	AQH (00)	AQH Rtg	Cume (00)	AQH (00)	AQH Rtg	Cume (00)
KHHT-FM	P 12+	547	.4	4125	696	.5	4696	649	.5	5160	304	.2	3456	636	.5	8109	496	.4	10649
Teens	12-17	56	.4	601	27	.2	372	63	.4	555	63	.4	677	47	.3	997	52	.4	1497
	M 18-34	71	.3	616	130	.6	923	127	.6	1036	40	.2	642	111	.5	1540	82	.4	1909
	W 18-34	170	.8	1192	236	1.2	1416	174	.9	1333	95	.5	924	196	1.0	2174	146	.7	2685
	M 18-49	155	.4	1094	214	.5	1407	213	.5	1692	93	.2	1062	196	.5	2526	150	.4	3105
	W 18-49	276	.7	1957	367	.9	2279	297	.8	2378	130	.3	1479	318	.8	3637	235	.6	4345
	M 25-49	136	.4	804	151	.5	896	157	.5	1191	75	.2	696	148	.5	1713	112	.4	2138
	W 25-49	208	.7	1489	243	.8	1560	208	.7	1702	69	.2	902	221	.7	2521	160	.5	2917
	M 25-54	143	.4	861	164	.5	980	166	.5	1267	77	.2	710	158	.4	1817	118	.3	2249
	W 25-54	229	.6	1647	279	.8	1696	232	.6	1838	75	.2	962	249	.7	2748	179	.5	3158
	M 35-64	100	.3	594	106	.4	683	111	.4	803	59	.2	486	106	.4	1248	83	.3	1495
	W 35-64	138	.5	994	183	.6	1171	163	.5	1281	44	.1	664	163	.5	1871	121	.4	2130
KHJ -AM	P 12+	184	.1	1032	249	.2	1240	207	.2	1104	36		450	216	.2	1995	146	.1	2209
Teens	12-17	1		26	4		54	2		17			3		69	2		69	
	M 18-34	20	.1	162	34	.2	189	17	.1	169	6		87	24	.1	376	18	.1	421
	W 18-34	27	.1	141	33	.2	135	16	.1	143	1		34	26	.1	250	17	.1	272
	M 18-49	59	.1	344	81	.2	408	87	.2	413	13		157	76	.2	718	49	.1	794
	W 18-49	50	.1	265	70	.2	312	46	.1	282	12		101	57	.1	519	40	.1	552
	M 25-49	55	.2	284	79	.3	378	79	.3	357	10		114	72	.2	616	46	.1	692
	W 25-49	43	.1	216	67	.2	281	46	.1	273	12		90	53	.2	449	38	.1	471
	M 25-54	64	.2	317	100	.3	473	90	.2	428	12		136	86	.2	723	54	.1	806
	W 25-54	59	.2	322	87	.2	398	58	.2	354	15		137	69	.2	591	50	.1	636
	M 35-64	56	.2	270	71	.2	365	95	.3	370	10		131	74	.3	569	46	.2	640
	W 35-64	45	.1	274	70	.2	368	62	.2	309	18	.1	188	59	.2	530	44	.1	606
KIIS-FM	P 12+	1003	.8	9555	761	.6	8575	918	.7	10451	451	.3	5886	884	.7	16835	717	.5	20028
Teens	12-17	208	1.4	2347	108	.7	1608	245	1.7	2844	193	1.3	2021	181	1.2	4171	188	1.3	4960
	M 18-34	176	.8	1704	152	.7	1644	146	.7	1666	70	.3	1111	158	.7	2971	122	.6	3580
	W 18-34	254	1.2	2606	255	1.2	2864	290	1.4	3290	127	.6	1705	265	1.3	4963	208	1.0	5633
	M 18-49	282	.7	2409	216	.5	2189	214	.5	2325	105	.3	1483	235	.6	4153	183	.5	5221
	W 18-49	434	1.1	4231	390	1.0	4273	408	1.0	4651	145	.4	2169	409	1.0	7440	306	.8	8490
	M 25-49	238	.8	1738	148	.5	1386	167	.5	1568	70	.2	907	181	.6	2871	137	.4	3591
	W 25-49	307	1.0	2936	260	.8	2590	257	.8	2842	51	.2	1010	273	.9	4808	192	.6	5559
	M 25-54	259	.7	1832	154	.4	1446	171	.5	1624	70	.2	934	191	.5	3010	144	.4	3844
	W 25-54	339	.9	3149	276	.8	2730	284	.8	3062	56	.2	1126	298	.8	5142	209	.6	5937
	M 35-64	133	.5	913	78	.3	690	75	.3	830	36	.1	428	94	.3	1526	72	.2	2136
	W 35-64	228	.7	1889	160	.5	1644	151	.5	1666	24	.1	586	178	.6	2984	120	.4	3462
KVVS-FM	P 12+	80	.1	610	58		511	68	.1	545	34		267	68	.1	879	51		958
Teens	12-17	22	.1	170	12	.1	120	21	.1	181	10	.1	111	18	.1	262	14	.1	275
	M 18-34	7		58	11	.1	58	10		46	3		46	9		100	7		100
	W 18-34	19	.1	155	16	.1	163	16	.1	147	15	.1	61	17	.1	232	15	.1	257
	M 18-49	13		118	14		98	12		74	6		82	13		170	9		210
	W 18-49	33	.1	263	28	.1	263	29	.1	246	18		75	30	.1	388	23	.1	413
	M 25-49	13		118	14		98	12		74	6		82	13		170	9		210
	W 25-49	24	.1	182	24	.1	194	23	.1	175	16	.1	57	23	.1	273	18	.1	287
	M 25-54	13		118	14		98	12		74	6		82	13		170	9		210
	W 25-54	26	.1	202	24	.1	199	24	.1	195	16		57	25	.1	294	19	.1	307
	M 35-64	8		65	5		45	2		33	3		36	5		76	3		115
	W 35-64	15		128	13		106	15		119	3		14	14		176	9		176
KJLH-FM	P 12+	298	.2	1875	259	.2	1632	242	.2	1948	119	.1	1206	266	.2	2915	237	.2	3998
Teens	12-17	5		84	3		54	10	.1	107	8	.1	101	6		184	10	.1	337
	M 18-34	22	.1	231	17	.1	155	13	.1	181	8		126	17	.1	310	15	.1	385
	W 18-34	32	.2	348	42	.2	329	40	.2	421	20	.1	283	39	.2	635	37	.2	842
	M 18-49	83	.2	523	70	.2	406	53	.1	480	35	.1	282	69	.2	735	59	.1	959
	W 18-49	109	.3	743	111	.3	684	108	.3	869	38	.1	517	110	.3	1284	98	.3	1694
	M 25-49	76	.2	444	66	.2	348	48	.2	425	31	.1	252	63	.2	657	53	.2	844
	W 25-49	103	.3	666	101	.3	552	99	.3	742	32	.1	432	101	.3	1079	88	.3	1383
	M 25-54	106	.3	535	75	.2	445	54	.1	486	47	.1	324	78	.2	766	68	.2	984
	W 25-54	124	.3	734	110	.3	606	106	.3	839	39	.1	487	113	.3	1176	98	.3	1533
	M 35-64	109	.4	444	79	.3	411	71	.2	467	44	.1	239	86	.3	653	72	.2	921
	W 35-64	113	.4	567	95	.3	517	92	.3	645	26	.1	348	100	.3	884	84	.3	1188

* Listener estimates adjusted for reported broadcast schedule. + Station(s) changed call letters - see Page 13.

DMA Target Listeners

		AQH and Cume Persons																	
		Monday-Friday 6AM-10AM			Monday-Friday 10AM-3PM			Monday-Friday 3PM-7PM			Monday-Friday 7PM-MID			Monday-Friday 6AM-7PM			Monday-Sunday 6AM-MID		
		AQH (00)	AQH Rtg	Cume (00)	AQH (00)	AQH Rtg	Cume (00)	AQH (00)	AQH Rtg	Cume (00)	AQH (00)	AQH Rtg	Cume (00)	AQH (00)	AQH Rtg	Cume (00)	AQH (00)	AQH Rtg	Cume (00)
KKBT-FM																			
P 12+		1515	1.1	7640	706	.5	6477	766	.6	7695	355	.3	4704	973	.7	12215	698	.5	14014
Teens 12-17		189	1.3	1778	71	.5	1360	243	1.6	2450	150	1.0	1840	160	1.1	3394	152	1.0	3981
M 18-34		258	1.2	1472	187	.9	1575	149	.7	1425	64	.3	866	197	.9	2482	139	.6	2884
W 18-34		283	1.4	1803	189	.9	1820	180	.9	2033	72	.4	1114	215	1.1	2865	155	.8	3385
M 18-49		416	1.0	2147	243	.6	2049	218	.5	2041	88	.2	1228	288	.7	3544	202	.5	4079
W 18-49		662	1.7	2956	312	.8	2591	268	.7	2820	101	.3	1491	406	1.0	4338	271	.7	4940
M 25-49		319	1.0	1361	162	.5	1130	151	.5	1202	46	.1	703	207	.7	2083	137	.4	2375
W 25-49		528	1.7	2063	213	.7	1496	185	.6	1649	53	.2	791	301	1.0	2668	192	.6	2978
M 25-54		348	1.0	1450	182	.5	1218	161	.4	1276	50	.1	740	227	.6	2209	150	.4	2514
W 25-54		603	1.7	2231	239	.7	1631	200	.6	1760	55	.2	814	339	.9	2895	213	.6	3205
M 35-64		200	.7	856	77	.3	580	83	.3	737	31	.1	419	117	.4	1320	79	.3	1466
W 35-64		515	1.7	1503	160	.5	991	108	.4	950	33	.1	452	253	.8	1894	152	.5	1998
KKLA-FM																			
P 12+		176	.1	1520	121	.1	958	155	.1	1255	56		521	149	.1	2200	101	.1	2443
Teens 12-17		4		33			5	2		25	4		23	2		52	3		94
M 18-34		12	.1	83	14	.1	90	9		112	2		56	12	.1	143	8		183
W 18-34		15	.1	161	8		72	9		125	3		54	10		220	8		220
M 18-49		60	.1	480	30	.1	215	58	.1	355	11		186	48	.1	622	29	.1	699
W 18-49		53	.1	482	38	.1	300	39	.1	379	11		98	43	.1	689	29	.1	737
M 25-49		52	.2	444	19	.1	179	53	.2	319	11		186	39	.1	586	24	.1	640
W 25-49		52	.2	449	35	.1	274	36	.1	340	9		64	41	.1	635	26	.1	683
M 25-54		53	.1	455	24	.1	240	61	.2	382	11		190	44	.1	677	27	.1	731
W 25-54		62	.2	582	45	.1	345	42	.1	420	9		68	49	.1	789	31	.1	841
M 35-64		61	.2	491	27	.1	260	66	.2	391	11		181	50	.2	696	30	.1	770
W 35-64		59	.2	578	48	.2	346	55	.2	450	19	.1	112	54	.2	786	36	.1	871
KLAC-AM																			
P 12+		179	.1	1415	302	.2	2127	271	.2	2807	141	.1	2115	255	.2	4426	198	.1	6034
Teens 12-17							15	2		54	7		97	1		69	4		208
M 18-34		5		64	21	.1	130	24	.1	291	18	.1	296	17	.1	385	19	.1	720
W 18-34		5		63	9		56	4		58	7		88	6		141	5		210
M 18-49		23	.1	211	82	.2	409	74	.2	885	52	.1	857	61	.2	1185	54	.1	1915
W 18-49		21	.1	154	32	.1	281	33	.1	339	13		259	29	.1	635	21	.1	887
M 25-49		23	.1	211	82	.3	409	68	.2	799	47	.1	802	59	.2	1099	49	.2	1795
W 25-49		21	.1	154	32	.1	281	31	.1	321	9		229	28	.1	617	19	.1	844
M 25-54		28	.1	283	89	.2	456	76	.2	869	51	.1	858	66	.2	1241	55	.2	2024
W 25-54		23	.1	199	40	.1	340	38	.1	435	9		253	34	.1	767	22	.1	994
M 35-64		50	.2	430	94	.3	566	82	.3	944	52	.2	826	77	.3	1428	60	.2	1953
W 35-64		32	.1	279	69	.2	504	74	.2	608	11		267	59	.2	982	38	.1	1199
KLAX-FM																			
P 12+		593	.4	3213	700	.5	3865	564	.4	3936	214	.2	1833	625	.5	6217	485	.4	7466
Teens 12-17		28	.2	243	28	.2	276	65	.4	382	26	.2	213	39	.3	613	37	.3	697
M 18-34		192	.9	887	213	1.0	1021	153	.7	1033	57	.3	558	188	.9	1572	146	.7	2037
W 18-34		132	.6	855	167	.8	1066	128	.6	1038	61	.3	484	144	.7	1556	118	.6	1847
M 18-49		310	.8	1429	352	.9	1635	259	.6	1614	88	.2	789	310	.8	2536	235	.6	3110
W 18-49		180	.5	1205	240	.6	1493	168	.4	1408	72	.2	657	200	.5	2247	158	.4	2657
M 25-49		237	.8	1148	272	.9	1239	209	.7	1307	63	.2	564	242	.8	1975	180	.6	2361
W 25-49		133	.4	921	181	.6	1039	119	.4	996	43	.1	430	147	.5	1627	114	.4	1875
M 25-54		247	.7	1184	280	.8	1263	216	.6	1388	65	.2	602	250	.7	2068	185	.5	2479
W 25-54		147	.4	1019	198	.6	1164	139	.4	1152	48	.1	455	164	.5	1832	125	.3	2086
M 35-64		150	.5	617	167	.6	728	126	.4	768	36	.1	292	149	.5	1220	109	.4	1393
W 35-64		65	.2	503	96	.3	606	64	.2	581	16	.1	204	77	.3	1012	55	.2	1147
KLOS-FM																			
P 12+		803	.6	4599	558	.4	4588	611	.5	5522	214	.2	2666	650	.5	8952	459	.3	10535
Teens 12-17		16	.1	267	9	.1	159	32	.2	275	9	.1	178	18	.1	532	17	.1	694
M 18-34		133	.6	784	147	.7	1118	162	.8	1300	77	.4	774	147	.7	1833	111	.5	2259
W 18-34		53	.3	506	53	.3	704	50	.2	568	21	.1	325	52	.3	1198	39	.2	1420
M 18-49		441	1.1	2232	369	.9	2525	370	.9	3080	138	.3	1506	392	1.0	4509	275	.7	5351
W 18-49		226	.6	1542	139	.4	1424	152	.4	1563	54	.1	712	170	.4	2867	122	.3	3329
M 25-49		407	1.3	1940	325	1.0	2108	324	1.0	2630	107	.3	1162	350	1.1	3855	242	.8	4555
W 25-49		219	.7	1423	127	.4	1234	143	.5	1462	47	.2	594	160	.5	2527	113	.4	2895
M 25-54		458	1.3	2170	339	.9	2259	340	.9	2841	112	.3	1239	376	1.0	4244	258	.7	4951
W 25-54		243	.7	1524	133	.4	1327	150	.4	1574	48	.1	633	172	.5	2690	120	.3	3087
M 35-64		375	1.3	1770	242	.8	1682	238	.8	2120	68	.2	865	282	1.0	3253	189	.6	3698
W 35-64		221	.7	1212	96	.3	838	111	.4	1148	35	.1	449	139	.5	1948	95	.3	2258

* Listener estimates adjusted for reported broadcast schedule.

+ Station(s) changed call letters - see Page 13.

DMA Target Listeners

DMA Target Listeners

		AQH and Cume Persons																	
		Monday-Friday 6AM-10AM			Monday-Friday 10AM-3PM			Monday-Friday 3PM-7PM			Monday-Friday 7PM-MID			Monday-Friday 6AM-7PM			Monday-Sunday 6AM-MID		
		AQH (00)	AQH Rtg	Cume (00)	AQH (00)	AQH Rtg	Cume (00)	AQH (00)	AQH Rtg	Cume (00)	AQH (00)	AQH Rtg	Cume (00)	AQH (00)	AQH Rtg	Cume (00)	AQH (00)	AQH Rtg	Cume (00)
KLSX-FM																			
P 12+		1129	.8	4052	644	.5	3356	588	.4	3378	77	.1	1024	776	.6	6172	443	.3	7078
Teens 12-17		17	.1	79	3		25	6		45	6		56	8	.1	122	6		186
M 18-34		488	2.3	1434	247	1.1	1149	188	.9	1013	20	.1	312	303	1.4	1997	166	.8	2090
W 18-34		129	.6	490	62	.3	396	69	.3	424	10		198	85	.4	723	49	.2	815
M 18-49		814	2.0	2660	449	1.1	2108	389	1.0	2069	50	.1	639	543	1.4	3803	305	.8	4196
W 18-49		206	.5	918	135	.3	823	111	.3	769	14		227	150	.4	1442	86	.2	1746
M 25-49		672	2.1	2269	382	1.2	1783	349	1.1	1838	40	.1	516	461	1.5	3302	258	.8	3674
W 25-49		185	.6	823	117	.4	757	104	.3	720	13		194	134	.4	1305	77	.2	1582
M 25-54		707	2.0	2394	395	1.1	1886	382	1.1	2001	46	.1	554	487	1.3	3544	274	.8	3959
W 25-54		205	.6	907	127	.4	840	115	.3	789	13		214	147	.4	1429	85	.2	1729
M 35-64		380	1.3	1495	238	.8	1184	269	.9	1398	36	.1	397	291	1.0	2313	168	.6	2669
W 35-64		98	.3	525	92	.3	556	56	.2	473	5		62	83	.3	947	48	.2	1197
KLTX-AM																			
P 12+		218	.2	705	196	.1	623	138	.1	527	59		376	185	.1	925	144	.1	1025
Teens 12-17		13	.1	65	2		12	9	.1	24	6		24	8	.1	65	7		76
M 18-34		18	.1	94	46	.2	124	32	.1	107	13	.1	60	33	.2	188	27	.1	203
W 18-34		18	.1	87	33	.2	120	20	.1	99	8		108	24	.1	141	20	.1	162
M 18-49		63	.2	249	83	.2	238	53	.1	196	14		85	67	.2	368	53	.1	399
W 18-49		85	.2	256	74	.2	276	52	.1	218	14		169	71	.2	346	52	.1	380
M 25-49		49	.2	212	65	.2	191	35	.1	149	13		70	51	.2	300	41	.1	315
W 25-49		82	.3	235	64	.2	254	41	.1	175	12		126	63	.2	303	45	.1	327
M 25-54		54	.1	225	65	.2	191	35	.1	149	13		70	52	.1	312	42	.1	341
W 25-54		97	.3	283	79	.2	288	56	.2	222	25	.1	149	77	.2	362	57	.2	397
M 35-64		50	.2	167	37	.1	114	21	.1	89	2		26	36	.1	193	27	.1	221
W 35-64		112	.4	273	74	.2	233	57	.2	207	27	.1	139	80	.3	320	58	.2	344
KLVE-FM																			
P 12+		1097	.8	5492	978	.7	5371	685	.5	5121	313	.2	3033	924	.7	9089	671	.5	10988
Teens 12-17		16	.1	215	9	.1	156	16	.1	218	10	.1	173	13	.1	387	13	.1	542
M 18-34		136	.6	818	143	.7	841	110	.5	999	72	.3	618	131	.6	1519	104	.5	1906
W 18-34		257	1.3	1455	240	1.2	1392	175	.9	1234	88	.4	858	225	1.1	2259	163	.8	2648
M 18-49		294	.7	1541	244	.6	1477	187	.5	1587	107	.3	855	242	.6	2697	183	.5	3371
W 18-49		514	1.3	2662	483	1.2	2652	302	.8	2222	139	.4	1364	437	1.1	4110	307	.8	4693
M 25-49		266	.8	1282	228	.7	1306	161	.5	1343	97	.3	722	219	.7	2292	167	.5	2838
W 25-49		461	1.5	2276	433	1.4	2275	269	.9	1894	114	.4	1090	391	1.3	3435	271	.9	3880
M 25-54		284	.8	1391	257	.7	1437	188	.5	1512	103	.3	824	244	.7	2519	185	.5	3132
W 25-54		499	1.4	2431	472	1.3	2448	308	.9	2079	127	.4	1250	430	1.2	3708	302	.8	4263
M 35-64		200	.7	966	154	.5	863	136	.5	867	52	.2	446	163	.6	1625	116	.4	2122
W 35-64		376	1.2	1584	340	1.1	1650	213	.7	1459	83	.3	818	312	1.0	2572	220	.7	2920
KLYY-FM																			
P 12+		193	.1	1754	179	.1	1912	200	.2	2091	84	.1	1209	190	.1	3417	154	.1	4176
Teens 12-17		22	.1	277	5		71	23	.2	241	11	.1	211	16	.1	387	15	.1	526
M 18-34		37	.2	398	34	.2	457	42	.2	406	29	.1	294	37	.2	854	34	.2	1057
W 18-34		48	.2	516	80	.4	735	64	.3	732	20	.1	358	65	.3	1114	47	.2	1320
M 18-49		71	.2	608	59	.1	649	63	.2	625	34	.1	382	64	.2	1192	53	.1	1426
W 18-49		87	.2	769	105	.3	1088	97	.2	1085	32	.1	523	97	.2	1648	72	.2	1917
M 25-49		65	.2	459	45	.1	485	53	.2	496	29	.1	272	54	.2	905	42	.1	1047
W 25-49		72	.2	562	82	.3	788	73	.2	756	26	.1	382	76	.2	1174	57	.2	1364
M 25-54		71	.2	495	47	.1	498	55	.2	521	30	.1	298	57	.2	941	45	.1	1083
W 25-54		77	.2	598	85	.2	833	76	.2	791	27	.1	405	80	.2	1232	60	.2	1433
M 35-64		40	.1	246	29	.1	221	22	.1	245	7		113	30	.1	391	22	.1	437
W 35-64		45	.1	317	33	.1	427	43	.1	438	17	.1	217	40	.1	641	32	.1	744
KMZT-FM																			
P 12+		304	.2	2220	464	.3	2823	369	.3	2844	174	.1	1761	385	.3	4546	298	.2	5751
Teens 12-17		10	.1	131	11	.1	77	10	.1	143	8	.1	129	10	.1	211	10	.1	305
M 18-34		5		64	3		67	4		74	4		36	4		169	4		298
W 18-34		7		139	16	.1	217	11	.1	173	6		59	12	.1	395	10		489
M 18-49		53	.1	364	54	.1	379	51	.1	463	22	.1	384	53	.1	767	37	.1	1149
W 18-49		41	.1	430	78	.2	577	64	.2	576	13		219	62	.2	991	45	.1	1279
M 25-49		48	.2	329	52	.2	333	49	.2	432	18	.1	349	50	.2	686	34	.1	1015
W 25-49		40	.1	374	74	.2	508	60	.2	541	10		197	59	.2	877	42	.1	1137
M 25-54		71	.2	401	75	.2	426	71	.2	543	25	.1	425	73	.2	864	51	.1	1221
W 25-54		51	.1	514	118	.3	739	88	.2	749	19	.1	350	88	.2	1202	61	.2	1516
M 35-64		115	.4	604	119	.4	660	104	.4	779	42	.1	542	113	.4	1162	78	.3	1476
W 35-64		88	.3	694	160	.5	898	116	.4	833	29	.1	435	125	.4	1338	85	.3	1672

* Listener estimates adjusted for reported broadcast schedule. + Station(s) changed call letters - see Page 13.

DMA Target Listeners

		AOH and Cume Persons																	
		Monday-Friday 6AM-10AM			Monday-Friday 10AM-3PM			Monday-Friday 3PM-7PM			Monday-Friday 7PM-MID			Monday-Friday 6AM-7PM			Monday-Sunday 6AM-MID		
		AQH (00)	AQH Rtg	Cume (00)	AQH (00)	AQH Rtg	Cume (00)	AQH (00)	AQH Rtg	Cume (00)	AQH (00)	AQH Rtg	Cume (00)	AQH (00)	AQH Rtg	Cume (00)	AQH (00)	AQH Rtg	Cume (00)
KNX -AM																			
P 12+		950	.7	6752	562	.4	5508	453	.3	5484	256	.2	2709	648	.5	10057	470	.4	11542
Teens 12-17		3		57							4		23	1		57	2		92
M 18-34		45	.2	365	28	.1	381	15	.1	265	13	.1	140	29	.1	592	21	.1	711
W 18-34		17	.1	190	19	.1	121	14	.1	193	3		91	17	.1	333	11	.1	423
M 18-49		205	.5	1648	162	.4	1528	114	.3	1456	49	.1	730	161	.4	2677	104	.3	3072
W 18-49		92	.2	840	52	.1	590	66	.2	856	21	.1	375	69	.2	1383	47	.1	1588
M 25-49		203	.6	1625	160	.5	1456	113	.4	1425	44	.1	695	159	.5	2600	102	.3	2946
W 25-49		90	.3	786	52	.2	580	64	.2	795	20	.1	344	67	.2	1287	46	.1	1474
M 25-54		253	.7	2098	183	.5	1757	140	.4	1723	56	.2	845	191	.5	3239	125	.3	3674
W 25-54		141	.4	1204	81	.2	864	95	.3	1127	25	.1	408	104	.3	1862	69	.2	2100
M 35-64		306	1.0	2563	214	.7	2087	182	.6	2140	69	.2	947	232	.8	3828	157	.5	4336
W 35-64		177	.6	1511	87	.3	1088	117	.4	1428	42	.1	563	124	.4	2350	85	.3	2638
KOST-FM																			
P 12+		887	.7	6249	1122	.8	6891	932	.7	7174	476	.4	4694	991	.7	11084	762	.6	14109
Teens 12-17		15	.1	285	13	.1	216	18	.1	282	24	.2	286	15	.1	500	18	.1	771
M 18-34		104	.5	678	128	.6	663	128	.6	765	85	.4	721	121	.6	1260	97	.4	1734
W 18-34		133	.7	1361	198	1.0	1347	168	.8	1471	107	.5	1183	169	.8	2311	133	.7	3076
M 18-49		175	.4	1291	235	.6	1479	209	.5	1499	128	.3	1193	208	.5	2456	161	.4	3297
W 18-49		350	.9	2770	450	1.2	2685	347	.9	2918	170	.4	1930	388	1.0	4596	286	.7	5885
M 25-49		168	.5	1141	223	.7	1319	185	.6	1272	95	.3	957	195	.6	2113	145	.5	2746
W 25-49		308	1.0	2332	394	1.3	2182	283	.9	2367	119	.4	1394	334	1.1	3792	238	.8	4770
M 25-54		192	.5	1301	258	.7	1534	217	.6	1547	107	.3	1084	225	.6	2468	167	.5	3236
W 25-54		340	.9	2577	464	1.3	2557	351	1.0	2794	147	.4	1704	391	1.1	4436	282	.8	5533
M 35-64		174	.6	1038	217	.7	1353	161	.5	1297	69	.2	711	187	.6	2016	137	.5	2586
W 35-64		352	1.2	2216	451	1.5	2430	358	1.2	2564	147	.5	1409	392	1.3	3883	286	.9	4711
KPLS-AM																			
P 12+		120	.1	561	114	.1	756	118	.1	701	18		319	117	.1	1363	71	.1	1562
Teens 12-17					5		40	13	.1	77			15	6		103	3		118
M 18-34										4						4			4
W 18-34																			
M 18-49		4		23	23	.1	153	26	.1	156	2		56	18		265	11		322
W 18-49		2		41	7		43	6		66	2		35	5		107	4		122
M 25-49		4		23	23	.1	153	21	.1	118	2		56	17	.1	228	10		285
W 25-49		2		41	7		43	5		62	2		35	5		103	4		118
M 25-54		9		68	26	.1	181	23	.1	133	2		56	20	.1	301	12		357
W 25-54		18	.1	78	11		69	7		77	3		55	12		166	8		200
M 35-64		34	.1	226	40	.1	257	43	.1	226	5		120	39	.1	467	24	.1	556
W 35-64		45	.1	165	32	.1	174	22	.1	147	5		88	33	.1	319	20	.1	392
KPWR-FM																			
P 12+		1254	.9	8822	809	.6	8079	1355	1.0	10903	664	.5	6856	1114	.8	15436	910	.7	17971
Teens 12-17		345	2.3	2908	123	.8	2005	461	3.1	3765	279	1.9	2626	295	2.0	4812	277	1.9	5379
M 18-34		477	2.2	2685	368	1.7	2797	467	2.2	3102	225	1.0	1927	432	2.0	4570	332	1.5	5321
W 18-34		291	1.4	2314	227	1.1	2409	291	1.4	2903	106	.5	1609	266	1.3	4174	201	1.0	4793
M 18-49		529	1.3	2999	412	1.0	3166	528	1.3	3560	251	.6	2190	483	1.2	5319	375	.9	6291
W 18-49		347	.9	2737	253	.6	2671	324	.8	3292	119	.3	1889	304	.8	4828	232	.6	5703
M 25-49		301	1.0	1409	245	.8	1606	287	.9	1746	129	.4	1018	275	.9	2654	208	.7	3188
W 25-49		182	.6	1428	133	.4	1147	171	.6	1590	45	.1	835	160	.5	2283	116	.4	2872
M 25-54		307	.8	1446	253	.7	1696	295	.8	1825	132	.4	1063	283	.8	2758	213	.6	3292
W 25-54		185	.5	1464	134	.4	1193	173	.5	1640	47	.1	869	162	.5	2389	118	.3	3024
M 35-64		58	.2	366	53	.2	500	70	.2	579	29	.1	313	60	.2	950	49	.2	1182
W 35-64		60	.2	479	28	.1	317	49	.2	508	21	.1	342	45	.1	832	38	.1	1171
KRCD-FM																			
P 12+		214	.2	1081	271	.2	1449	200	.2	1324	77	.1	889	232	.2	2014	170	.1	2372
Teens 12-17		3		40	5		63	3		33	4		60	4		84	4		147
M 18-34		17	.1	121	22	.1	174	27	.1	158	4		140	22	.1	256	14	.1	345
W 18-34		27	.1	122	33	.2	182	20	.1	221	9		112	27	.1	320	19	.1	364
M 18-49		49	.1	287	53	.1	339	47	.1	302	11		233	50	.1	509	32	.1	627
W 18-49		81	.2	353	93	.2	474	63	.2	471	28	.1	233	80	.2	724	61	.2	803
M 25-49		48	.2	272	51	.2	309	43	.1	257	10		217	48	.2	464	30	.1	565
W 25-49		76	.2	342	85	.3	432	55	.2	408	25	.1	179	73	.2	641	56	.2	688
M 25-54		57	.2	311	57	.2	334	49	.1	296	12		255	55	.2	503	35	.1	630
W 25-54		99	.3	391	111	.3	518	69	.2	482	33	.1	239	94	.3	752	71	.2	823
M 35-64		57	.2	274	63	.2	309	38	.1	269	13		164	54	.2	413	35	.1	482
W 35-64		96	.3	393	126	.4	563	92	.3	480	35	.1	308	106	.3	714	82	.3	807

* Listener estimates adjusted for reported broadcast schedule.

+ Station(s) changed call letters - see Page 13.

DMA Target Listeners

DMA Target Listeners

		AQH and Cume Persons																	
		Monday-Friday 6AM-10AM			Monday-Friday 10AM-3PM			Monday-Friday 3PM-7PM			Monday-Friday 7PM-MID			Monday-Friday 6AM-7PM			Monday-Sunday 6AM-MID		
		AQH (00)	AQH Rtg	Cume (00)	AQH (00)	AQH Rtg	Cume (00)	AQH (00)	AQH Rtg	Cume (00)	AQH (00)	AQH Rtg	Cume (00)	AQH (00)	AQH Rtg	Cume (00)	AQH (00)	AQH Rtg	Cume (00)
KRCV-FM	P 12+	224	.2	956	215	.2	1236	182	.1	1217	71	.1	666	207	.2	1842	154	.1	2235
Teens	12-17	2		28	1		17	1		41			1		45	1		62	
	M 18-34	17	.1	95	27	.1	239	29	.1	227	24	.1	179	24	.1	336	21	.1	398
	W 18-34	22	.1	128	22	.1	155	20	.1	152	12	.1	89	22	.1	249	16	.1	285
	M 18-49	73	.2	302	86	.2	459	79	.2	522	29	.1	263	80	.2	679	55	.1	823
	W 18-49	65	.2	334	69	.2	439	60	.2	351	23	.1	190	65	.2	600	51	.1	757
	M 25-49	71	.2	280	81	.3	389	75	.2	483	24	.1	231	76	.2	609	51	.2	734
	W 25-49	65	.2	330	66	.2	405	59	.2	343	20	.1	169	64	.2	558	50	.2	700
	M 25-54	75	.2	314	81	.2	401	78	.2	541	26	.1	258	78	.2	674	55	.2	805
	W 25-54	78	.2	366	67	.2	429	61	.2	379	21	.1	194	69	.2	630	54	.2	796
	M 35-64	67	.2	289	79	.3	319	65	.2	414	12		174	71	.2	501	48	.2	623
	W 35-64	59	.2	284	55	.2	376	46	.2	271	17	.1	172	54	.2	498	44	.1	655
KRLA-AM	P 12+	99	.1	1045	205	.2	1568	112	.1	933	16		296	144	.1	2064	91	.1	2374
Teens	12-17									11					11			11	
	M 18-34	3		21	5		36			3			15	3	39	1		54	
	W 18-34	4		50	4		49	1		15			3	3	64	2		79	
	M 18-49	11		151	23	.1	182	7		83	2		38	15	289	10		348	
	W 18-49	12		142	25	.1	220	10		82	3		34	16	260	11		296	
	M 25-49	8		130	20	.1	161	7		83	2		38	12	269	9		327	
	W 25-49	11		122	22	.1	200	10		82	3		34	15	240	10		276	
	M 25-54	13		159	29	.1	225	20	.1	147	2		38	21	363	14		448	
	W 25-54	16		169	33	.1	284	20	.1	155	5		69	24	354	15		390	
	M 35-64	25	.1	287	56	.2	451	35	.1	236	2		66	40	616	24	.1	702	
	W 35-64	23	.1	258	51	.2	431	26	.1	220	8		106	35	514	23	.1	594	
KRLH-AM	P 12+	2		11	5		62	10		50	1		25	6	88	3		125	
Teens	12-17																		
	M 18-34												7					7	
	W 18-34												5					5	
	M 18-49				2		18	1		6			7		24	1		31	
	W 18-49	1		7	1		13	9		28	1		5	4	28	2		33	
	M 25-49				2		18	1		6			7	1	24	1		31	
	W 25-49	1		7	1		13	9		28			4	4	28	2		28	
	M 25-54				2		15	1		18			7	1	36	1		42	
	W 25-54	2		11	2		22	9		33			4	4	37	2		41	
	M 35-64				3		41	1		18			14	2	52	1		65	
	W 35-64	2		11	2		22	9		33			4	4	37	2		41	
KROQ-FM	P 12+	1187	.9	8698	818	.6	7948	1051	.8	10096	588	.4	6777	1003	.8	14801	801	.6	17095
Teens	12-17	168	1.1	1758	69	.5	1145	242	1.6	2289	163	1.1	1784	152	1.0	3123	158	1.1	3617
	M 18-34	419	1.9	2589	326	1.5	2501	336	1.6	2979	243	1.1	2305	358	1.7	4311	288	1.3	5013
	W 18-34	302	1.5	2203	231	1.1	2435	268	1.3	2686	137	.7	1686	264	1.3	3865	202	1.0	4385
	M 18-49	597	1.5	3674	437	1.1	3466	440	1.1	4115	262	.7	2709	487	1.2	6077	369	.9	7025
	W 18-49	390	1.0	2957	291	.7	3004	338	.9	3363	155	.4	2072	336	.9	4946	253	.6	5702
	M 25-49	385	1.2	2432	274	.9	2163	268	.9	2710	114	.4	1503	306	1.0	3965	215	.7	4567
	W 25-49	248	.8	1905	164	.5	1633	207	.7	1938	72	.2	1060	203	.7	2917	148	.5	3391
	M 25-54	396	1.1	2532	278	.8	2219	274	.8	2782	117	.3	1565	313	.9	4115	220	.6	4731
	W 25-54	260	.7	2004	170	.5	1714	222	.6	2049	73	.2	1082	214	.6	3086	156	.4	3606
	M 35-64	196	.7	1230	117	.4	1092	118	.4	1287	23	.1	519	141	.5	2054	89	.3	2319
	W 35-64	101	.3	879	72	.2	707	86	.3	840	20	.1	434	85	.3	1328	62	.2	1640
KRTH-FM	P 12+	665	.5	6148	916	.7	6766	726	.5	6507	268	.2	3525	780	.6	11538	587	.4	14216
Teens	12-17	37	.3	503	25	.2	322	59	.4	625	39	.3	527	39	.3	1029	38	.3	1397
	M 18-34	82	.4	501	130	.6	603	89	.4	508	28	.1	323	103	.5	1016	70	.3	1224
	W 18-34	45	.2	657	85	.4	762	68	.3	698	29	.1	422	68	.3	1309	52	.3	1649
	M 18-49	194	.5	1520	282	.7	1637	195	.5	1462	57	.1	761	228	.6	2813	160	.4	3436
	W 18-49	181	.5	2022	241	.6	2077	181	.5	1915	68	.2	986	204	.5	3451	154	.4	4289
	M 25-49	149	.5	1233	199	.6	1276	148	.5	1189	39	.1	549	168	.5	2268	119	.4	2777
	W 25-49	168	.5	1758	209	.7	1720	147	.5	1585	56	.2	784	177	.6	2846	133	.4	3534
	M 25-54	187	.5	1632	253	.7	1644	202	.6	1633	66	.2	726	217	.6	2934	162	.4	3583
	W 25-54	198	.6	2086	249	.7	2055	176	.5	2020	80	.2	1103	211	.6	3529	163	.5	4439
	M 35-64	212	.7	1829	287	1.0	1963	230	.8	1878	72	.2	835	246	.8	3274	183	.6	4006
	W 35-64	235	.8	2280	310	1.0	2340	213	.7	2177	79	.3	1207	257	.8	3881	193	.6	4739

* Listener estimates adjusted for reported broadcast schedule. + Station(s) changed call letters - see Page 13.

DMA Target Listeners

		AQH and Cume Persons																	
		Monday-Friday 6AM-10AM			Monday-Friday 10AM-3PM			Monday-Friday 3PM-7PM			Monday-Friday 7PM-MID			Monday-Friday 6AM-7PM			Monday-Sunday 6AM-MID		
		AQH (00)	AQH Rtg	Cume (00)	AQH (00)	AQH Rtg	Cume (00)	AQH (00)	AQH Rtg	Cume (00)	AQH (00)	AQH Rtg	Cume (00)	AQH (00)	AQH Rtg	Cume (00)	AQH (00)	AQH Rtg	Cume (00)
KSCA-FM																			
P 12+		2071	1.6	6201	1068	.8	5639	509	.4	3337	244	.2	2107	1205	.9	8053	831	.6	9172
Teens 12-17		52	.4	353	17	.1	208	29	.2	215	12	.1	149	31	.2	511	26	.2	642
M 18-34		534	2.5	1715	287	1.3	1494	118	.5	863	77	.4	586	311	1.4	2158	215	1.0	2439
W 18-34		351	1.7	1096	223	1.1	1214	81	.4	643	36	.2	390	219	1.1	1565	148	.7	1797
M 18-49		871	2.2	2766	459	1.1	2300	217	.5	1422	128	.3	958	511	1.3	3449	354	.9	3966
W 18-49		695	1.8	2098	359	.9	2029	160	.4	1068	66	.2	696	401	1.0	2761	274	.7	3112
M 25-49		748	2.4	2318	403	1.3	1885	200	.6	1214	115	.4	798	447	1.4	2841	308	1.0	3218
W 25-49		615	2.0	1747	294	.9	1609	135	.4	823	57	.2	557	344	1.1	2203	235	.8	2450
M 25-54		835	2.3	2535	447	1.2	2043	237	.7	1361	126	.3	873	502	1.4	3111	349	1.0	3538
W 25-54		720	2.0	1961	337	.9	1847	150	.4	951	67	.2	639	398	1.1	2482	272	.8	2763
M 35-64		507	1.7	1453	258	.9	1136	152	.5	815	72	.2	511	302	1.0	1797	210	.7	2106
W 35-64		538	1.8	1392	231	.8	1265	117	.4	662	45	.1	432	290	1.0	1701	201	.7	1867
KSSC-FM																			
P 12+		46		492	35		395	31		432	20		259	37		711	31		1042
Teens 12-17		1		30				3		37	1		25	1		55	1		121
M 18-34		10		147	9		105	6		79	5		101	8		184	7		244
W 18-34		20	.1	184	18	.1	168	10		157	5		54	16	.1	258	13	.1	317
M 18-49		12		205	10		156	8		137	7		120	10		254	9		366
W 18-49		24	.1	228	24	.1	224	17		218	11		94	22	.1	349	18		436
M 25-49		9		135	8		103	5		107	3		64	8		184	6		264
W 25-49		16	.1	150	15		136	15		156	10		75	15		232	13		302
M 25-54		10		147	8		103	6		119	3		64	8		209	6		289
W 25-54		16		150	15		136	15		169	11		95	15		244	13		347
M 35-64		2		71	2		51	3		71	2		19	2		95	2		147
W 35-64		4		44	6		56	8		72	7		61	6		103	6		176
KSSE-FM																			
P 12+		336	.3	2427	421	.3	2851	366	.3	2883	132	.1	1352	378	.3	4676	279	.2	5652
Teens 12-17		19	.1	187	12	.1	214	36	.2	312	27	.2	248	22	.1	499	21	.1	640
M 18-34		104	.5	748	161	.7	862	95	.4	765	34	.2	396	123	.6	1336	85	.4	1600
W 18-34		112	.5	766	143	.7	971	123	.6	969	45	.2	416	127	.6	1497	96	.5	1717
M 18-49		150	.4	1021	198	.5	1134	152	.4	1142	47	.1	544	169	.4	1836	119	.3	2260
W 18-49		153	.4	1132	188	.5	1337	150	.4	1273	53	.1	504	166	.4	2076	123	.3	2421
M 25-49		124	.4	804	132	.4	778	103	.3	868	26	.1	361	120	.4	1341	85	.3	1651
W 25-49		126	.4	888	152	.5	1018	121	.4	989	36	.1	324	134	.4	1588	99	.3	1860
M 25-54		132	.4	853	137	.4	796	107	.3	886	26	.1	380	126	.3	1396	89	.2	1712
W 25-54		126	.4	894	153	.4	1048	123	.3	1013	40	.1	342	136	.4	1629	100	.3	1914
M 35-64		55	.2	321	53	.2	322	67	.2	434	14		167	58	.2	593	41	.1	782
W 35-64		47	.2	404	50	.2	438	31	.1	360	11		107	43	.1	694	32	.1	838
KTNQ-AM																			
P 12+		149	.1	703	121	.1	738	94	.1	603	126	.1	656	121	.1	1214	108	.1	1703
Teens 12-17								1		14	1		14	1		14	1		33
M 18-34		44	.2	120	15	.1	109	11	.1	99	33	.2	153	23	.1	225	21	.1	309
W 18-34		10		89	13	.1	91	14	.1	79	6		83	12	.1	141	11	.1	203
M 18-49		85	.2	336	63	.2	322	46	.1	288	63	.2	296	65	.2	554	54	.1	736
W 18-49		19		180	31	.1	202	20	.1	159	8		128	24	.1	312	18		409
M 25-49		85	.3	336	62	.2	314	46	.1	288	63	.2	296	64	.2	547	54	.2	729
W 25-49		18	.1	150	25	.1	170	11		139	5		93	18	.1	260	14		332
M 25-54		87	.2	357	66	.2	345	57	.2	352	66	.2	341	70	.2	611	58	.2	819
W 25-54		18	.1	150	26	.1	181	12		150	5		93	19	.1	271	15		377
M 35-64		62	.2	298	56	.2	282	48	.2	277	40	.1	223	55	.2	466	45	.2	591
W 35-64		31	.1	161	30	.1	191	20	.1	134	10		122	27	.1	265	20	.1	385
KTWV-FM																			
P 12+		798	.6	4888	1094	.8	5417	935	.7	5844	308	.2	3113	954	.7	8452	683	.5	10247
Teens 12-17		14	.1	194	9	.1	153	22	.1	197	5		67	15	.1	341	11	.1	372
M 18-34		19	.1	136	52	.2	247	33	.2	270	14	.1	132	36	.2	360	25	.1	483
W 18-34		45	.2	391	74	.4	417	83	.4	455	40	.2	295	68	.3	711	54	.3	946
M 18-49		129	.3	854	245	.6	1118	186	.5	1358	59	.1	734	191	.5	1853	131	.3	2369
W 18-49		202	.5	1462	289	.7	1395	269	.7	1579	99	.3	964	256	.7	2447	194	.5	3073
M 25-49		126	.4	824	240	.8	1068	183	.6	1319	56	.2	708	187	.6	1797	128	.4	2276
W 25-49		196	.6	1395	278	.9	1347	251	.8	1526	87	.3	909	245	.8	2342	184	.6	2904
M 25-54		184	.5	1128	312	.9	1426	234	.6	1701	78	.2	947	248	.7	2311	172	.5	2894
W 25-54		293	.8	1888	377	1.0	1807	330	.9	2043	103	.3	1122	336	.9	3010	246	.7	3655
M 35-64		290	1.0	1441	412	1.4	1720	302	1.0	1901	109	.4	1060	341	1.2	2668	234	.8	3258
W 35-64		316	1.0	1979	385	1.3	1923	333	1.1	2145	89	.3	1105	348	1.1	3072	254	.8	3691

* Listener estimates adjusted for reported broadcast schedule. + Station(s) changed call letters - see Page 13.

DMA Target Listeners

DMA Target Listeners

		AQH and Cume Persons																	
		Monday-Friday 6AM-10AM			Monday-Friday 10AM-3PM			Monday-Friday 3PM-7PM			Monday-Friday 7PM-MID			Monday-Friday 6AM-7PM			Monday-Sunday 6AM-MID		
		AQH (00)	AQH Rtg	Cume (00)	AQH (00)	AQH Rtg	Cume (00)	AQH (00)	AQH Rtg	Cume (00)	AQH (00)	AQH Rtg	Cume (00)	AQH (00)	AQH Rtg	Cume (00)	AQH (00)	AQH Rtg	Cume (00)
KWIZ-FM																			
P 12+		176	.1	1067	247	.2	1291	248	.2	1511	114	.1	957	226	.2	2093	182	.1	2541
Teens 12-17		4		63	3		65	12	.1	77	4		80	6		156	6		224
M 18-34		41	.2	252	61	.3	325	81	.4	489	40	.2	287	61	.3	592	50	.2	713
W 18-34		55	.3	312	82	.4	393	72	.4	417	28	.1	279	71	.3	565	55	.3	652
M 18-49		93	.2	494	123	.3	589	120	.3	736	62	.2	466	113	.3	1010	87	.2	1168
W 18-49		64	.2	435	98	.3	523	93	.2	540	36	.1	336	86	.2	757	71	.2	904
M 25-49		84	.3	402	101	.3	433	94	.3	594	45	.1	351	94	.3	781	69	.2	894
W 25-49		52	.2	326	79	.3	394	77	.2	378	24	.1	216	70	.2	552	58	.2	642
M 25-54		89	.2	428	105	.3	458	102	.3	644	47	.1	377	99	.3	832	74	.2	958
W 25-54		52	.1	326	81	.2	419	77	.2	390	24	.1	216	71	.2	577	59	.2	666
M 35-64		62	.2	280	67	.2	303	50	.2	325	26	.1	220	60	.2	496	44	.1	594
W 35-64		10		139	26	.1	185	29	.1	182	9		70	22	.1	264	20	.1	337
KWKV-AM																			
P 12+		127	.1	437	171	.1	729	61		344	55		317	124	.1	1017	89	.1	1338
Teens 12-17		2		12	2		24	2		2	2		28	2		24	1		52
M 18-34		2		29	15	.1	44	15	.1	66	7		29	11	.1	109	8		141
W 18-34		35	.2	66	23	.1	66	6		56	13		29	21	.1	110	12	.1	133
M 18-49		19		116	44	.1	190	36	.1	148	8		82	34	.1	334	23	.1	413
W 18-49		39	.1	102	69	.2	198	10		92	5		37	42	.1	266	25	.1	337
M 25-49		19	.1	116	44	.1	190	36	.1	148	13		82	34	.1	334	23	.1	413
W 25-49		38	.1	91	69	.2	188	9		82	5		37	41	.1	245	24	.1	305
M 25-54		20	.1	129	47	.1	228	37	.1	160	16		101	36	.1	385	25	.1	482
W 25-54		49	.1	151	83	.2	261	19	.1	106	5		37	53	.1	330	32	.1	390
M 35-64		33	.1	150	48	.2	251	23	.1	112	13		91	35	.1	358	25	.1	443
W 35-64		35	.1	124	73	.2	247	16	.1	89	8		65	44	.1	297	29	.1	345
KWVE-FM																			
P 12+		228	.2	1576	159	.1	1176	184	.1	1563	54		638	188	.1	2620	137	.1	3076
Teens 12-17		2		53	3		29	3		41	3		63	2		109	2		159
M 18-34		36	.2	227	16	.1	140	25	.1	205	6		96	25	.1	313	18	.1	395
W 18-34		19	.1	202	11	.1	120	14	.1	175	5		79	14	.1	339	11	.1	415
M 18-49		82	.2	510	33	.1	333	67	.2	528	20		225	58	.1	818	44	.1	972
W 18-49		77	.2	614	28	.2	368	65	.2	489	16		165	74	.2	935	50	.1	1048
M 25-49		73	.2	424	28	.1	295	57	.2	471	20	.1	225	51	.2	717	39	.1	852
W 25-49		72	.2	565	74	.2	339	60	.2	438	14		149	69	.2	838	46	.1	916
M 25-54		79	.2	476	31	.1	349	61	.2	514	21	.1	267	55	.2	784	43	.1	960
W 25-54		88	.2	675	85	.2	433	71	.2	539	15		181	82	.2	994	55	.2	1086
M 35-64		54	.2	355	23	.1	283	50	.2	393	17	.1	199	41	.1	627	33	.1	755
W 35-64		86	.3	605	87	.3	416	67	.2	501	14		142	80	.3	894	53	.2	986
KXOL-FM																			
P 12+		485	.4	2958	679	.5	3556	466	.4	2967	204	.2	1690	554	.4	5118	418	.3	6134
Teens 12-17		17	.1	228	15	.1	161	18	.1	150	12	.1	102	17	.1	314	15	.1	400
M 18-34		94	.4	660	169	.8	850	122	.6	730	55	.3	500	131	.6	1220	101	.5	1508
W 18-34		166	.8	838	220	1.1	1021	131	.6	782	66	.3	448	176	.9	1339	130	.6	1550
M 18-49		177	.4	1047	250	.6	1292	199	.5	1128	87	.2	759	212	.5	1855	161	.4	2317
W 18-49		250	.6	1365	331	.8	1668	202	.5	1312	85	.2	649	267	.7	2269	192	.5	2558
M 25-49		140	.4	821	179	.6	991	157	.5	871	56	.2	545	160	.5	1418	114	.4	1757
W 25-49		196	.6	1070	274	.9	1312	171	.6	1008	57	.2	456	218	.7	1757	154	.5	1988
M 25-54		144	.4	843	186	.5	1029	164	.5	889	60	.2	577	166	.5	1466	119	.3	1818
W 25-54		208	.6	1164	278	.8	1349	176	.5	1062	63	.2	504	225	.6	1897	162	.5	2139
M 35-64		98	.3	449	102	.3	537	87	.3	475	37	.1	292	96	.3	758	74	.3	1002
W 35-64		101	.3	694	138	.5	801	99	.3	722	34	.1	328	115	.4	1268	83	.3	1399
KXTA-AM																			
P 12+		116	.1	982	214	.2	1351	191	.1	1529	106	.1	870	176	.1	2362	132	.1	2958
Teens 12-17		4		38	5		31	4		31	4		31	4		46	4		46
M 18-34		44	.2	355	91	.4	412	48	.2	345	14	.1	171	63	.3	569	38	.2	706
W 18-34		2		45	4		48	6		66	5		70	4		98	4		129
M 18-49		84	.2	694	150	.4	779	84	.2	683	30	.1	323	109	.3	1210	68	.2	1436
W 18-49		2		61	10		124	18		155	9		114	10		232	9		291
M 25-49		77	.2	649	135	.4	654	73	.2	615	25	.1	245	98	.3	1086	60	.2	1241
W 25-49		1		27	8		104	15		121	5		92	8		177	7		236
M 25-54		97	.3	736	157	.4	786	83	.2	744	29	.1	312	116	.3	1291	72	.2	1478
W 25-54		1		27	9		119	18	.1	150	5		103	9		206	8		320
M 35-64		63	.2	478	87	.3	572	73	.2	679	34	.1	359	75	.3	1105	52	.2	1259
W 35-64				16	10		126	20	.1	172	4		55	10		224	8		327

* Listener estimates adjusted for reported broadcast schedule. + Station(s) changed call letters - see Page 13.

DMA Target Listeners

AQH and Cume Persons

	Monday-Friday 6AM-10AM			Monday-Friday 10AM-3PM			Monday-Friday 3PM-7PM			Monday-Friday 7PM-MID			Monday-Friday 6AM-7PM			Monday-Sunday 6AM-MID		
	AQH (00)	AQH Rtg	Cume (00)	AQH (00)	AQH Rtg	Cume (00)	AQH (00)	AQH Rtg	Cume (00)	AQH (00)	AQH Rtg	Cume (00)	AQH (00)	AQH Rtg	Cume (00)	AQH (00)	AQH Rtg	Cume (00)
KYSR-FM																		
P 12+	746	.6	5761	555	.4	5099	574	.4	6163	156	.1	3031	620	.5	10111	427	.3	12014
Teens 12-17	16	.1	361	13	.1	312	31	.2	491	16	.1	331	19	.1	795	19	.1	1011
M 18-34	124	.6	932	102	.5	906	98	.5	1074	45	.2	854	108	.5	1844	81	.4	2527
W 18-34	287	1.4	1971	209	1.0	2032	212	1.0	2215	52	.3	981	234	1.1	3438	154	.8	3815
M 18-49	205	.5	1735	180	.4	1599	176	.4	1944	70	.2	1282	187	.5	3316	141	.4	4195
W 18-49	433	1.1	3163	323	.8	2912	324	.8	3282	64	.2	1302	357	.9	5202	230	.6	5805
M 25-49	170	.5	1403	155	.5	1254	144	.5	1482	46	.1	836	156	.5	2532	115	.4	3069
W 25-49	347	1.1	2567	254	.8	2143	274	.9	2554	43	.1	949	289	.9	3941	183	.6	4357
M 25-54	177	.5	1467	158	.4	1285	150	.4	1539	46	.1	864	161	.4	2627	119	.3	3193
W 25-54	382	1.1	2724	272	.8	2212	292	.8	2746	47	.1	986	312	.9	4204	196	.5	4667
M 35-64	98	.3	967	87	.3	805	90	.3	1021	25	.1	470	91	.3	1721	69	.2	2002
W 35-64	218	.7	1483	134	.4	967	141	.5	1332	18	.1	395	162	.5	2186	100	.3	2512
KZLA-FM																		
P 12+	630	.5	4415	659	.5	4531	583	.4	5064	152	.1	2015	626	.5	7352	445	.3	8421
Teens 12-17	22	.1	317	15	.1	232	36	.2	317	15	.1	149	24	.2	506	19	.1	648
M 18-34	29	.1	312	57	.3	300	55	.3	441	13	.1	175	48	.2	595	39	.2	736
W 18-34	102	.5	804	113	.6	954	110	.5	1043	24	.1	517	109	.5	1457	73	.4	1617
M 18-49	127	.3	845	137	.3	900	123	.3	1042	28	.1	368	130	.3	1496	95	.2	1774
W 18-49	260	.7	1974	240	.6	1890	238	.6	2201	56	.1	976	246	.6	3125	170	.4	3400
M 25-49	120	.4	763	135	.4	845	114	.4	938	25	.1	304	124	.4	1338	90	.3	1550
W 25-49	237	.8	1746	191	.6	1474	201	.6	1769	46	.1	753	208	.7	2532	143	.5	2765
M 25-54	165	.5	870	187	.5	973	143	.4	1056	45	.1	365	167	.5	1496	124	.3	1769
W 25-54	272	.8	2047	223	.6	1706	232	.6	2057	49	.1	875	241	.7	2931	164	.5	3179
M 35-64	186	.6	857	187	.6	986	126	.4	961	42	.1	377	168	.6	1399	120	.4	1642
W 35-64	251	.8	1753	210	.7	1461	205	.7	1778	55	.2	684	221	.7	2558	155	.5	2755
KCAL-FM																		
P 12+	245	.2	1314	256	.2	1357	241	.2	1467	68	.1	715	248	.2	2108	176	.1	2401
Teens 12-17	17	.1	193	7	.1	157	23	.2	234	8	.1	118	15	.1	337	12	.1	401
M 18-34	87	.4	407	95	.4	384	81	.4	415	22	.1	255	88	.4	616	59	.3	725
W 18-34	27	.1	222	27	.1	269	32	.2	271	12	.1	121	28	.1	450	24	.1	508
M 18-49	158	.4	666	161	.4	629	142	.4	670	41	.1	413	154	.4	952	106	.3	1091
W 18-49	49	.1	335	55	.1	428	52	.1	442	16	.1	161	52	.1	646	39	.1	717
M 25-49	130	.4	467	107	.3	405	104	.3	460	31	.1	300	113	.4	622	80	.3	711
W 25-49	41	.1	243	44	.1	335	42	.1	358	12	.1	111	42	.1	481	31	.1	534
M 25-54	130	.4	481	111	.3	420	105	.3	474	31	.1	300	115	.3	643	82	.2	732
W 25-54	44	.1	258	45	.1	343	43	.1	371	13	.1	120	44	.1	505	33	.1	562
M 35-64	79	.3	302	91	.3	310	76	.3	319	20	.1	158	83	.3	408	58	.2	443
W 35-64	31	.1	154	30	.1	194	21	.1	191	5	.1	48	28	.1	253	17	.1	270
KCXX-FM																		
P 12+	174	.1	1249	206	.2	1459	196	.1	1483	82	.1	944	193	.1	2238	142	.1	2525
Teens 12-17	38	.3	343	23	.2	327	45	.3	423	29	.2	323	34	.2	627	29	.2	695
M 18-34	55	.3	305	90	.4	460	93	.4	489	29	.1	267	80	.4	685	56	.3	762
W 18-34	39	.2	405	45	.2	396	31	.2	331	16	.1	234	39	.2	535	31	.2	590
M 18-49	71	.2	386	105	.3	535	105	.3	592	31	.1	297	95	.2	806	65	.2	919
W 18-49	64	.2	510	77	.2	555	44	.1	437	20	.1	297	63	.2	747	47	.1	840
M 25-49	62	.2	286	91	.3	314	88	.3	432	22	.1	175	81	.3	505	52	.2	555
W 25-49	52	.2	286	55	.2	337	25	.1	218	7	.1	125	45	.1	427	31	.1	490
M 25-54	62	.2	286	92	.3	327	88	.2	432	22	.1	175	82	.2	517	53	.1	568
W 25-54	52	.1	290	55	.2	345	25	.1	223	7	.1	125	45	.1	439	31	.1	502
M 35-64	16	.1	81	16	.1	108	14	.1	124	2	.1	50	16	.1	153	10	.1	202
W 35-64	26	.1	116	32	.1	167	13	.1	116	5	.1	70	24	.1	237	17	.1	275
KFRG-FM																		
P 12+	380	.3	2360	421	.3	2717	342	.3	2824	59	.1	1148	384	.3	4201	261	.2	4870
Teens 12-17	17	.1	214	16	.1	157	11	.1	168	4	.1	96	15	.1	314	12	.1	400
M 18-34	23	.1	102	14	.1	186	20	.1	159	5	.1	62	19	.1	261	14	.1	330
W 18-34	41	.2	435	33	.2	411	39	.2	532	9	.1	258	37	.2	773	25	.1	815
M 18-49	76	.2	328	74	.2	486	78	.2	452	13	.1	161	76	.2	730	51	.1	945
W 18-49	134	.3	937	127	.3	865	103	.3	1046	21	.1	490	122	.3	1544	81	.2	1761
M 25-49	73	.2	310	69	.2	411	72	.2	380	12	.1	143	71	.2	637	48	.2	822
W 25-49	125	.4	791	119	.4	696	96	.3	885	18	.1	397	114	.4	1240	75	.2	1443
M 25-54	81	.2	383	91	.3	519	85	.2	461	12	.1	178	86	.2	771	57	.2	1007
W 25-54	152	.4	856	145	.4	886	123	.3	1058	26	.1	461	140	.4	1480	96	.3	1692
M 35-64	91	.3	481	113	.4	581	96	.3	561	12	.1	200	101	.3	843	66	.2	1053
W 35-64	161	.5	842	166	.5	877	129	.4	930	23	.1	366	153	.5	1395	103	.3	1625

* Listener estimates adjusted for reported broadcast schedule.

+ Station(s) changed call letters - see Page 13.

DMA Target Listeners

DMA Target Listeners

		AQH and Cume Persons																	
		Monday-Friday 6AM-10AM			Monday-Friday 10AM-3PM			Monday-Friday 3PM-7PM			Monday-Friday 7PM-MID			Monday-Friday 6AM-7PM			Monday-Sunday 6AM-MID		
		AQH (00)	AQH Rtg	Cume (00)	AQH (00)	AQH Rtg	Cume (00)	AQH (00)	AQH Rtg	Cume (00)	AQH (00)	AQH Rtg	Cume (00)	AQH (00)	AQH Rtg	Cume (00)	AQH (00)	AQH Rtg	Cume (00)
KGFI-FM																			
P 12+		303	.2	2930	330	.2	3029	386	.3	3708	210	.2	2374	339	.3	5564	291	.2	6602
Teens 12-17		75	.5	953	45	.3	685	136	.9	1195	93	.6	980	82	.6	1737	86	.6	1966
M 18-34		46	.2	427	65	.3	532	55	.3	564	24	.1	414	56	.3	860	46	.2	1183
W 18-34		70	.3	749	106	.5	977	94	.5	1062	55	.3	636	91	.4	1526	77	.4	1705
M 18-49		88	.2	703	104	.3	752	79	.2	828	34	.1	514	92	.2	1328	70	.2	1727
W 18-49		126	.3	1153	160	.4	1384	152	.4	1490	80	.2	816	147	.4	2176	120	.3	2465
M 25-49		54	.2	427	59	.2	421	50	.2	481	18	.1	255	55	.2	795	43	.1	1045
W 25-49		94	.3	762	97	.3	796	98	.3	856	41	.1	400	96	.3	1292	74	.2	1490
M 25-54		54	.1	434	61	.2	447	52	.1	500	19	.1	267	56	.2	821	45	.1	1110
W 25-54		103	.3	809	109	.3	835	107	.3	907	42	.1	432	107	.3	1367	82	.2	1576
M 35-64		44	.1	290	45	.2	284	26	.1	320	11	.1	113	39	.1	532	27	.1	661
W 35-64		67	.2	472	67	.2	467	72	.2	535	27	.1	231	69	.2	801	53	.2	956
KOLA-FM																			
P 12+		224	.2	1943	290	.2	2040	206	.2	2113	51		788	244	.2	3584	178	.1	4190
Teens 12-17		5		112	2		64	8	.1	107	5		82	5		235	5		281
M 18-34		17	.1	122	12	.1	108	6		125	2		45	12	.1	270	8		332
W 18-34		19	.1	146	25	.1	158	20	.1	149	16	.1	63	22	.1	276	16	.1	328
M 18-49		41	.1	382	45	.1	309	33	.1	371	6		155	40	.1	655	29	.1	839
W 18-49		69	.2	605	86	.2	512	51	.1	516	19		168	70	.2	950	48	.1	1076
M 25-49		40	.1	363	41	.1	258	32	.1	312	6		155	38	.1	565	27	.1	718
W 25-49		67	.2	548	83	.3	455	48	.2	470	3		125	67	.2	821	43	.1	901
M 25-54		53	.1	499	55	.2	437	54	.1	535	13		252	54	.1	895	43	.1	1104
W 25-54		87	.2	677	121	.3	706	72	.2	759	7		204	95	.3	1168	62	.2	1262
M 35-64		70	.2	609	94	.3	668	80	.3	685	14		270	82	.3	1101	64	.2	1368
W 35-64		85	.3	719	125	.4	732	66	.2	756	10		251	95	.3	1259	63	.2	1386
XTRA-AM																			
P 12+		114	.1	768	205	.2	1110	161	.1	1340	16		373	164	.1	1998	95	.1	2447
Teens 12-17				12	2		26	4		13	1		13	2		39	1		75
M 18-34		37	.2	189	57	.3	295	38	.2	255	5		46	45	.2	468	25	.1	504
W 18-34							12	1		40						52	1		81
M 18-49		89	.2	551	159	.4	755	107	.3	804	9		175	121	.3	1217	69	.2	1446
W 18-49		2		12	7		71	5		85	1		13	5		149	3		190
M 25-49		84	.3	525	153	.5	693	100	.3	764	6		161	115	.4	1128	65	.2	1322
W 25-49		2		12	7		58	5		85	1		13	5		136	3		178
M 25-54		93	.3	591	169	.5	774	109	.3	877	9		229	127	.4	1291	72	.2	1519
W 25-54		9		23	17		69	10		115	1		13	12		166	7		208
M 35-64		66	.2	489	120	.4	579	90	.3	812	8		229	94	.3	1108	55	.2	1363
W 35-64		10		43	21	.1	89	10		95	1		19	14		160	7		173
TOTALS																			
P 12+		31174	23.4	107187	28639	21.5	97829	25607	19.2	104645	10256	7.7	67383	28487	21.4	123529	21002	15.8	125892
Teens 12-17		1828	12.4	11074	913	6.2	7628	2345	15.9	11503	1523	10.3	9341	1635	11.1	13403	1584	10.7	13825
M 18-34		5368	24.9	16814	5185	24.0	16124	4466	20.7	17133	2069	9.6	12283	5021	23.3	20214	3696	17.1	20758
W 18-34		4685	22.9	17180	4832	23.6	16727	4140	20.2	17312	1744	8.5	12100	4574	22.4	19578	3384	16.5	19818
M 18-49		10507	26.2	32630	9783	24.4	29536	8632	21.5	32324	3421	8.5	21112	9652	24.0	37777	6941	17.3	38618
W 18-49		9653	24.7	33311	9429	24.1	31463	7753	19.8	32468	2721	7.0	20396	8982	23.0	37319	6431	16.5	37798
M 25-49		8775	27.9	26311	8060	25.6	23252	7099	22.5	25655	2512	8.0	15804	7984	25.4	29845	5627	17.9	30371
W 25-49		8150	26.3	27000	7747	25.0	24880	6249	20.1	25620	1862	6.0	14973	7410	23.9	29592	5189	16.7	29976
M 25-54		9974	27.6	30099	9108	25.2	26461	8094	22.4	29415	2860	7.9	18029	9063	25.1	34233	6408	17.7	34765
W 25-54		9449	26.3	31007	8880	24.7	28568	7242	20.1	29622	2159	6.0	17262	8551	23.8	34167	5995	16.7	34658
M 35-64		7825	26.5	24661	7055	23.9	21176	6401	21.7	23701	2079	7.0	13617	7091	24.0	27639	5014	17.0	28050
W 35-64		7973	26.2	25623	7343	24.2	23670	5944	19.5	24317	1685	5.5	13581	7106	23.4	28681	4988	16.4	29163

* Listener estimates adjusted for reported broadcast schedule. + Station(s) changed call letters - see Page 13.

DMA Target Listeners

		AQH and Cume Persons																	
		Saturday 6AM-10AM			Saturday 10AM-3PM			Saturday 3PM-7PM			Saturday 7PM-MID			Sunday 10AM-3PM			Sunday 3PM-7PM		
		AQH (00)	AQH Rtg	Cume (00)	AQH (00)	AQH Rtg	Cume (00)	AQH (00)	AQH Rtg	Cume (00)	AQH (00)	AQH Rtg	Cume (00)	AQH (00)	AQH Rtg	Cume (00)	AQH (00)	AQH Rtg	Cume (00)
KABC-AM																			
P 12+		319	.2	858	295	.2	1052	211	.2	740	155	.1	432	229	.2	759	151	.1	565
Teens 12-17											5		14						
M 18-34					37	.2	112	12	.1	44	10		25	13	.1	51	12	.1	56
W 18-34	1		15		6		28							4		29	4		29
M 18-49	9		70		65	.2	264	22	.1	93	16		59	41	.1	150	29	.1	142
W 18-49	13		40		8		34	3		10				6		34	10		59
M 25-49	9		70		45	.1	225	16	.1	74	16	.1	59	35	.1	117	28	.1	128
W 25-49	13		40		8		34	3		10				4		19	8		44
M 25-54	29	.1	176		81	.2	315	37	.1	133	30	.1	86	52	.1	174	51	.1	176
W 25-54	41	.1	99		23	.1	78	21	.1	39	14		44	10		35	14		70
M 35-64	53	.2	224		83	.3	314	62	.2	202	21	.1	75	84	.3	236	45	.2	150
W 35-64	106	.3	254		53	.2	207	48	.2	146	46	.2	121	35	.1	141	20	.1	81
KBIG-FM																			
P 12+		286	.2	954	646	.5	2258	390	.3	1337	272	.2	1011	409	.3	1537	219	.2	942
Teens 12-17		15	.1	69	31	.2	206	26	.2	144	9	.1	55	17	.1	83	15	.1	90
M 18-34	42	.2	91		112	.5	256	65	.3	139	49	.2	131	40	.2	103	14	.1	64
W 18-34	51	.2	140		144	.7	436	90	.4	320	57	.3	198	82	.4	327	66	.3	269
M 18-49	75	.2	239		230	.6	631	175	.4	488	104	.3	363	138	.3	408	53	.1	275
W 18-49	115	.3	366		246	.6	869	146	.4	539	124	.3	402	178	.5	698	109	.3	456
M 25-49	75	.2	239		207	.7	563	138	.4	431	97	.3	345	136	.4	381	53	.2	275
W 25-49	107	.3	347		207	.7	769	116	.4	483	114	.4	346	162	.5	647	88	.3	402
M 25-54	87	.2	285		230	.6	661	151	.4	479	99	.3	367	136	.4	388	61	.2	298
W 25-54	111	.3	372		221	.6	825	116	.3	483	115	.3	355	166	.5	678	91	.3	417
M 35-64	64	.2	245		163	.6	548	130	.4	438	61	.2	286	122	.4	384	52	.2	251
W 35-64	84	.3	325		148	.5	607	77	.3	278	72	.2	264	122	.4	499	51	.2	216
KBLA-AM																			
P 12+		77	.1	173	124	.1	247	71	.1	215	46		159	74	.1	158	119	.1	219
Teens 12-17		1		12															
M 18-34					37	.2	60	25	.1	75	18	.1	29	25	.1	45	47	.2	76
W 18-34	18	.1	46		27	.1	46							5		25			
M 18-49	21	.1	50		46	.1	83	56	.1	161	42	.1	130	35	.1	100	91	.2	176
W 18-49	21	.1	57		55	.1	106	2		10				19		38	2		10
M 25-49	21	.1	50		46	.1	83	56	.2	161	42	.1	130	35	.1	100	91	.3	176
W 25-49	19	.1	46		44	.1	85	2		10				17	.1	28	2		10
M 25-54	21	.1	50		53	.1	107	59	.2	172	43	.1	142	35	.1	100	91	.3	176
W 25-54	19	.1	46		44	.1	85	2		10				17		28	2		10
M 35-64	30	.1	69		16	.1	47	44	.1	130	29	.1	130	10		55	46	.2	107
W 35-64	3		12		39	.1	75	2		10				14		14	5		16
KBUA-FM																			
P 12+		78	.1	218	82	.1	212	66		168	23		83	77	.1	144	11		37
Teens 12-17		8	.1	35	19	.1	47	1		23	7		22	11	.1	22	1		11
M 18-34	19	.1	44		17	.1	68	29	.1	68	8		39	34	.2	58	2		17
W 18-34	3		20					5		21				2		10			
M 18-49	33	.1	78		31	.1	89	39	.1	89	13		51	48	.1	79	9		26
W 18-49	24	.1	65		16		45	17		44	3		11	10		31			
M 25-49	29	.1	64		24	.1	47	20	.1	47	13		51	37	.1	51	9		26
W 25-49	22	.1	55		16	.1	45	17	.1	44	3		11	10		31			
M 25-54	29	.1	64		24	.1	47	20	.1	47	13		51	37	.1	51	9		26
W 25-54	22	.1	55		16	.1	45	17		44	3		11	10		31			
M 35-64	16	.1	49		14		21	10		21	5		12	14		21	7		10
W 35-64	32	.1	70		29	.1	57	21	.1	35	3		11	16	.1	34			
KBUE-FM																			
P 12+		375	.3	897	466	.4	1174	321	.2	887	176	.1	531	341	.3	947	317	.2	848
Teens 12-17		35	.2	119	69	.5	182	27	.2	102	23	.2	62	23	.2	95	31	.2	98
M 18-34	134	.6	256		143	.7	333	116	.5	291	55	.3	129	98	.5	284	145	.7	331
W 18-34	97	.5	206		126	.6	350	97	.5	251	49	.2	184	118	.6	271	50	.2	162
M 18-49	173	.4	375		193	.5	449	151	.4	384	82	.2	217	128	.3	386	162	.4	381
W 18-49	119	.3	271		154	.4	435	121	.3	314	59	.2	222	146	.4	347	83	.2	262
M 25-49	135	.4	311		132	.4	334	109	.3	290	59	.2	185	63	.2	241	89	.3	232
W 25-49	75	.2	167		66	.2	189	63	.2	163	23	.1	83	72	.2	166	59	.2	179
M 25-54	141	.4	336		147	.4	372	118	.3	328	59	.2	185	70	.2	265	103	.3	282
W 25-54	77	.2	179		82	.2	231	63	.2	163	23	.1	83	73	.2	178	59	.2	179
M 35-64	53	.2	191		65	.2	154	47	.2	164	33	.1	104	39	.1	142	32	.1	100
W 35-64	45	.1	106		60	.2	143	33	.1	80	15		51	51	.2	119	46	.2	116

* Listener estimates adjusted for reported broadcast schedule. + Station(s) changed call letters - see Page 13.

DMA Target Listeners

DMA Target Listeners

		AQH and Cume Persons																	
		Saturday 6AM-10AM			Saturday 10AM-3PM			Saturday 3PM-7PM			Saturday 7PM-MID			Sunday 10AM-3PM			Sunday 3PM-7PM		
		AQH (00)	AQH Rtg	Cume (00)	AQH (00)	AQH Rtg	Cume (00)	AQH (00)	AQH Rtg	Cume (00)	AQH (00)	AQH Rtg	Cume (00)	AQH (00)	AQH Rtg	Cume (00)	AQH (00)	AQH Rtg	Cume (00)
KCBS-FM																			
P 12+		313	.2	1388	602	.5	2305	576	.4	1912	167	.1	667	393	.3	1710	442	.3	1356
Teens 12-17		36	.2	125	35	.2	138	35	.2	155	15	.1	74	14	.1	84	13	.1	76
M 18-34		33	.2	130	63	.3	284	127	.6	353	51	.2	105	42	.2	218	71	.3	170
W 18-34		28	.1	125	46	.2	224	32	.2	140	4	.2	34	44	.2	255	24	.1	120
M 18-49		128	.3	584	228	.6	935	294	.7	905	85	.2	303	159	.4	653	205	.5	567
W 18-49		69	.2	353	162	.4	720	153	.4	534	39	.1	186	130	.3	670	138	.4	428
M 25-49		119	.4	518	209	.7	813	250	.8	809	45	.1	237	144	.5	583	173	.5	505
W 25-49		58	.2	292	154	.5	666	145	.5	491	35	.1	152	112	.4	545	129	.4	359
M 25-54		151	.4	632	251	.7	924	273	.8	913	57	.2	272	164	.5	675	190	.5	572
W 25-54		68	.2	348	182	.5	790	151	.4	539	40	.1	179	126	.4	611	161	.4	434
M 35-64		152	.5	681	268	.9	893	216	.7	722	56	.2	259	155	.5	579	170	.6	532
W 35-64		64	.2	327	176	.6	701	146	.5	502	41	.1	194	123	.4	534	156	.5	420
KDIS-AM																			
P 12+		64		285	115	.1	553	103	.1	361	46		196	70	.1	297	81	.1	323
Teens 12-17		24	.2	97	33	.2	235	39	.3	122	34	.2	131	24	.2	89	18	.1	92
M 18-34		3		15	2		15	3		27			2		15	2		12	
W 18-34		13	.1	75	21	.1	56	12	.1	38	3		22	15	.1	67	22	.1	59
M 18-49		11		49	15		79	22		76			13		49	16		46	
W 18-49		29	.1	139	54	.1	186	38	.1	146	8		46	28	.1	126	40	.1	142
M 25-49		11		49	13		64	19	.1	49			13		49	15		34	
W 25-49		26	.1	128	54	.2	186	38	.1	146	5		25	28	.1	126	40	.1	142
M 25-54		11		49	15		71	20	.1	56	3		15	13		49	15		34
W 25-54		26	.1	128	54	.2	186	41	.1	157	5		25	29	.1	137	40	.1	142
M 35-64		9		34	21	.1	83	20	.1	56	3		15	12		34	16	.1	46
W 35-64		16	.1	64	37	.1	161	29	.1	120	6		28	17	.1	88	22	.1	114
KFI -AM																			
P 12+		1119	.8	2619	619	.5	1863	250	.2	820	150	.1	555	526	.4	1683	258	.2	704
Teens 12-17					5		13	4		14	6		29	1		4			
M 18-34		21	.1	69	5		27	11	.1	33	6		33	16	.1	98	14	.1	42
W 18-34		25	.1	96	26	.1	98	14	.1	49	15	.1	39	16	.1	68	1		6
M 18-49		172	.4	518	93	.2	267	38	.1	111	39	.1	146	137	.3	416	63	.2	168
W 18-49		111	.3	357	78	.2	254	41	.1	147	21	.1	68	45	.1	163	21	.1	61
M 25-49		164	.5	490	89	.3	240	33	.1	85	38	.1	128	127	.4	367	62	.2	147
W 25-49		109	.4	341	78	.3	254	39	.1	142	18	.1	64	43	.1	148	21	.1	61
M 25-54		191	.5	564	103	.3	287	46	.1	115	39	.1	143	153	.4	447	65	.2	159
W 25-54		141	.4	457	107	.3	364	65	.2	240	20	.1	90	76	.2	259	57	.2	179
M 35-64		288	1.0	770	158	.5	424	60	.2	180	50	.2	168	202	.7	581	66	.2	152
W 35-64		270	.9	720	256	.8	747	119	.4	385	32	.1	115	195	.6	523	100	.3	290
KFSH-FM																			
P 12+		103	.1	385	113	.1	591	120	.1	486	36		204	93	.1	546	64		291
Teens 12-17		12	.1	33	19	.1	123	23	.2	74	5		37	8	.1	85	11	.1	67
M 18-34		6		29	11	.1	50	15	.1	60	15	.1	58	14	.1	91	1		16
W 18-34		19	.1	58	37	.2	147	17	.1	60	7		55	31	.2	126	21	.1	53
M 18-49		16		104	19		130	34	.1	147	15		58	23	.1	177	6		62
W 18-49		64	.2	182	51	.1	252	45	.1	193	16		109	52	.1	220	36	.1	121
M 25-49		12		89	19	.1	130	34	.1	147	15		58	23	.1	177	6		62
W 25-49		64	.2	182	39	.1	202	42	.1	177	13		94	40	.1	166	21	.1	96
M 25-54		14		102	20	.1	145	35	.1	161	15		58	24	.1	191	6		62
W 25-54		67	.2	207	45	.1	247	42	.1	177	13		94	43	.1	176	22	.1	107
M 35-64		12		88	9		95	20	.1	102			11		100	5		46	
W 35-64		54	.2	177	37	.1	177	41	.1	172	9		55	28	.1	129	23	.1	94
KFWB-AM																			
P 12+		440	.3	1634	228	.2	1248	171	.1	988	111	.1	546	197	.1	1063	142	.1	683
Teens 12-17		3		27									6			33	4		9
M 18-34		20	.1	44	1		16	1		15	10		56	9		42	8		31
W 18-34		4		38	2		27	13	.1	50	1		11	5		29	3		15
M 18-49		54	.1	179	42	.1	228	23	.1	174	23	.1	143	31	.1	175	34	.1	128
W 18-49		34	.1	156	9		86	33	.1	141	5		43	17		101	11		73
M 25-49		54	.2	179	42	.1	228	23	.1	174	20	.1	129	31	.1	175	34	.1	128
W 25-49		33	.1	144	9		86	30	.1	127	5		43	14		86	11		73
M 25-54		66	.2	245	52	.1	269	36	.1	234	26	.1	172	34	.1	204	45	.1	172
W 25-54		46	.1	231	20	.1	186	35	.1	186	9		57	23	.1	159	24	.1	142
M 35-64		55	.2	258	57	.2	328	44	.1	290	28	.1	176	41	.1	265	48	.2	220
W 35-64		69	.2	322	34	.1	247	43	.1	261	26	.1	123	34	.1	243	36	.1	204

* Listener estimates adjusted for reported broadcast schedule. + Station(s) changed call letters - see Page 13.

DMA Target Listeners

AQH and Cume Persons

	Saturday 6AM-10AM			Saturday 10AM-3PM			Saturday 3PM-7PM			Saturday 7PM-MID			Sunday 10AM-3PM			Sunday 3PM-7PM		
	AQH (00)	AQH Rtg	Cume (00)	AQH (00)	AQH Rtg	Cume (00)	AQH (00)	AQH Rtg	Cume (00)	AQH (00)	AQH Rtg	Cume (00)	AQH (00)	AQH Rtg	Cume (00)	AQH (00)	AQH Rtg	Cume (00)
KHHT-FM																		
P 12+	289	.2	1026	577	.4	1917	525	.4	1564	289	.2	1067	369	.3	1360	316	.2	1094
Teens 12-17	30	.2	131	51	.3	211	51	.3	178	57	.4	193	42	.3	212	58	.4	226
M 18-34	19	.1	73	87	.4	274	79	.4	299	50	.2	179	58	.3	208	56	.3	197
W 18-34	66	.3	256	139	.7	543	140	.7	427	90	.4	396	73	.4	309	54	.3	207
M 18-49	79	.2	264	164	.4	486	161	.4	514	80	.2	245	108	.3	358	93	.2	338
W 18-49	126	.3	451	250	.6	923	225	.6	675	138	.4	555	142	.4	560	121	.3	385
M 25-49	67	.2	235	93	.3	310	108	.3	353	70	.2	184	74	.2	257	55	.2	207
W 25-49	89	.3	305	172	.6	644	144	.5	430	91	.3	319	123	.4	422	99	.3	292
M 25-54	72	.2	262	96	.3	324	110	.3	364	70	.2	184	79	.2	274	60	.2	220
W 25-54	103	.3	345	189	.5	701	148	.4	442	100	.3	350	135	.4	453	115	.3	351
M 35-64	74	.3	261	87	.3	268	91	.3	265	33	.1	98	59	.2	189	46	.2	168
W 35-64	93	.3	288	189	.6	542	133	.4	332	59	.2	202	92	.3	311	93	.3	279
KHJ -AM																		
P 12+	97	.1	252	174	.1	401	140	.1	294	21		63	136	.1	323	82	.1	233
Teens 12-17	4		14	20	.1	28												
M 18-34	11	.1	30	33	.2	58	26	.1	59				18	.1	29	4		14
W 18-34	15	.1	23	18	.1	34	14	.1	33	2		11	24	.1	55	8		22
M 18-49	31	.1	110	58	.1	127	49	.1	114	1		7	24	.1	68	11		37
W 18-49	31	.1	59	47	.1	100	41	.1	77	12		30	54	.1	132	27	.1	71
M 25-49	31	.1	110	58	.2	127	33	.1	85	1		7	24	.1	68	11		37
W 25-49	28	.1	48	43	.1	89	39	.1	66	10		19	54	.2	132	27	.1	71
M 25-54	31	.1	110	68	.2	164	39	.1	101	1		7	31	.1	81	20	.1	50
W 25-54	30	.1	58	50	.1	101	52	.1	89	12		30	78	.2	178	39	.1	104
M 35-64	24	.1	96	46	.2	138	43	.1	87	7		23	18	.1	68	17	.1	36
W 35-64	33	.1	61	45	.1	92	46	.2	83	12		30	53	.2	123	42	.1	112
KIIS-FM																		
P 12+	546	.4	2232	945	.7	4334	748	.6	2840	504	.4	2071	728	.5	3339	561	.4	2300
Teens 12-17	163	1.1	711	240	1.6	1195	253	1.7	838	196	1.3	812	194	1.3	805	214	1.5	821
M 18-34	85	.4	289	126	.6	567	104	.5	517	75	.3	271	147	.7	608	100	.5	339
W 18-34	152	.7	610	242	1.2	1218	208	1.0	823	147	.7	657	206	1.0	979	143	.7	590
M 18-49	113	.3	448	247	.6	1028	156	.4	757	111	.3	368	211	.5	932	127	.3	526
W 18-49	237	.6	953	371	.9	1828	307	.8	1142	186	.5	839	286	.7	1441	199	.5	857
M 25-49	99	.3	353	190	.6	765	105	.3	522	73	.2	207	150	.5	613	72	.2	352
W 25-49	171	.6	708	253	.8	1215	219	.7	755	86	.3	372	172	.6	920	114	.4	481
M 25-54	106	.3	367	207	.6	818	105	.3	522	80	.2	238	151	.4	630	72	.2	352
W 25-54	192	.5	774	280	.8	1304	235	.7	807	90	.3	393	178	.5	969	120	.3	518
M 35-64	37	.1	187	148	.5	550	51	.2	239	43	.1	127	80	.3	384	29	.1	201
W 35-64	108	.4	421	158	.5	712	118	.4	383	43	.1	202	100	.3	551	67	.2	331
KVVS-FM																		
P 12+	31		120	54		243	52		166	23		59	34		99	33		114
Teens 12-17	17	.1	40	14	.1	78	14	.1	62	7		24	6		19	10	.1	51
M 18-34	4		34	12	.1	46	18	.1	46	4		12						
W 18-34	8		30	20	.1	71	20	.1	54	12	.1	23	5		21	7		13
M 18-49	5		40	13		52	18		46	4		12	1		6	3		20
W 18-49	9		35	28	.1	113	21	.1	58	12		23	7		41	15		24
M 25-49	5		40	13		52	18	.1	46	4		12	1		6	3		20
W 25-49	9		30	16	.1	58	9		31	11		13	3		20	15		24
M 25-54	5		40	13		52	18		46	4		12	1		6	3		20
W 25-54	9		35	16		58	9		31	11		13	3		20	15		24
M 35-64			6			6			6			1			6			20
W 35-64	2		10	8		42	1		4			3			20	8		11
KJLH-FM																		
P 12+	193	.1	542	264	.2	723	233	.2	650	144	.1	360	489	.4	1375	366	.3	715
Teens 12-17	11	.1	45	11	.1	46	4		19				50	.3	143	37	.3	66
M 18-34	5		21	13	.1	40	7		41	6		10	30	.1	120	28	.1	45
W 18-34	13	.1	46	22	.1	67	45	.2	149	30	.1	126	110	.5	249	68	.3	106
M 18-49	39	.1	92	59	.1	165	52	.1	158	51	.1	74	62	.2	226	69	.2	148
W 18-49	65	.2	179	111	.3	293	128	.3	330	56	.1	225	242	.6	576	164	.4	331
M 25-49	34	.1	71	57	.2	153	48	.2	133	51	.2	74	54	.2	181	52	.2	119
W 25-49	65	.2	179	105	.3	264	115	.4	291	51	.2	189	187	.6	494	139	.4	301
M 25-54	72	.2	132	96	.3	239	60	.2	153	59	.2	91	67	.2	216	55	.2	125
W 25-54	68	.2	192	105	.3	264	117	.3	305	51	.1	189	208	.6	574	162	.5	335
M 35-64	89	.3	173	92	.3	222	68	.2	193	66	.2	103	63	.2	201	62	.2	145
W 35-64	59	.2	169	101	.3	276	97	.3	224	27	.1	106	194	.6	502	146	.5	308

* Listener estimates adjusted for reported broadcast schedule.

+ Station(s) changed call letters - see Page 13.

DMA Target Listeners

		AQH and Cume Persons																	
		Saturday 6AM-10AM			Saturday 10AM-3PM			Saturday 3PM-7PM			Saturday 7PM-MID			Sunday 10AM-3PM			Sunday 3PM-7PM		
		AQH (00)	AQH Rtg	Cume (00)	AQH (00)	AQH Rtg	Cume (00)	AQH (00)	AQH Rtg	Cume (00)	AQH (00)	AQH Rtg	Cume (00)	AQH (00)	AQH Rtg	Cume (00)	AQH (00)	AQH Rtg	Cume (00)
KKBT-FM																			
P 12+		530	.4	1714	752	.6	2947	520	.4	1900	340	.3	1444	369	.3	1695	416	.3	1687
Teens 12-17		140	.9	511	186	1.3	835	156	1.1	552	147	1.0	587	107	.7	597	187	1.3	761
M 18-34		80	.4	254	130	.6	596	108	.5	406	75	.3	313	88	.4	344	81	.4	318
W 18-34		100	.5	392	223	1.1	917	148	.7	526	79	.4	339	85	.4	396	73	.4	302
M 18-49		131	.3	386	213	.5	807	159	.4	579	88	.2	355	116	.3	467	107	.3	418
W 18-49		174	.4	614	311	.8	1191	186	.5	689	97	.2	452	129	.3	538	95	.2	409
M 25-49		94	.3	255	144	.5	436	111	.4	412	27	.1	113	59	.2	253	57	.2	252
W 25-49		129	.4	461	214	.7	672	136	.4	463	59	.2	260	66	.2	273	39	.1	179
M 25-54		116	.3	312	157	.4	450	111	.3	412	27	.1	113	63	.2	260	57	.2	252
W 25-54		136	.4	486	214	.6	679	142	.4	501	59	.2	260	67	.2	290	52	.1	228
M 35-64		73	.2	189	97	.3	224	51	.2	173	14	.5	56	31	.1	129	31	.1	121
W 35-64		96	.3	296	105	.3	324	49	.2	213	23	.1	135	47	.2	175	39	.1	173
KKLA-FM																			
P 12+		64		249	34		167	40		162	27		163	65		280	43		178
Teens 12-17		6		25	5		32	3		15	3		22	3		22	4		13
M 18-34		8		22			3	3		17	2		17	7		17	4		34
W 18-34		2		14	6		21	13	.1	38	4		14	2		15	5		21
M 18-49		12		45	2		8	6		33	3		38	12		53	9		62
W 18-49		17		63	8		49	21	.1	59	14		67	19		99	16		72
M 25-49		12		45	2		8	6		33	3		38	12		53	6		45
W 25-49		15		50	2		29	19	.1	38	10		54	19	.1	99	10		51
M 25-54		12		45	2		8	6		33	3		38	13		58	6		45
W 25-54		15		50	4		33	19	.1	43	10		54	20	.1	103	10		51
M 35-64		11		53	3		15	7		31	1		21	16	.1	74	9		40
W 35-64		29	.1	97	13		80	12		40	15		66	29	.1	133	10		51
KLAC-AM																			
P 12+		19		106	157	.1	517	129	.1	412	83	.1	330	142	.1	737	441	.3	1392
Teens 12-17					4		13	11	.1	38	11	.1	18	7		18	17	.1	88
M 18-34					2		15	14	.1	27	6		15	33	.2	141	130	.6	330
W 18-34							5	5		12	2		17			21	.1	63	
M 18-49					11		62	33	.1	77	16		57	60	.1	282	212	.5	627
W 18-49				3	7		43	14		58	4		26	9		63	56	.1	183
M 25-49					11		62	33	.1	77	11		42	41	.1	235	163	.5	545
W 25-49				3	7		43	10		46	4		26	9		63	47	.2	165
M 25-54					11		62	35	.1	84	11		42	43	.1	247	180	.5	603
W 25-54				3	10		54	10		46	4		26	9		63	47	.1	165
M 35-64		7		25	29	.1	116	32	.1	122	15	.1	69	48	.2	238	135	.5	460
W 35-64		5		21	40	.1	134	20	.1	76	4		21	9		73	47	.2	153
KLAX-FM																			
P 12+		466	.4	1162	683	.5	1610	462	.3	1151	308	.2	718	532	.4	1355	403	.3	989
Teens 12-17		22	.1	55	49	.3	125	71	.5	162	35	.2	100	44	.3	113	35	.2	87
M 18-34		126	.6	327	214	1.0	423	145	.7	381	128	.6	254	157	.7	434	134	.6	284
W 18-34		106	.5	272	162	.8	444	94	.5	286	87	.4	212	171	.8	421	107	.5	272
M 18-49		235	.6	537	336	.8	664	237	.6	559	168	.4	354	215	.5	554	201	.5	419
W 18-49		145	.4	389	239	.6	637	117	.3	355	90	.2	230	238	.6	553	130	.3	362
M 25-49		165	.5	393	243	.8	475	174	.6	431	114	.4	249	183	.6	479	162	.5	341
W 25-49		102	.3	272	190	.6	447	67	.2	219	47	.2	117	194	.6	408	90	.3	260
M 25-54		172	.5	418	248	.7	500	174	.5	438	114	.3	249	190	.5	492	168	.5	372
W 25-54		112	.3	297	196	.5	472	73	.2	232	48	.1	129	207	.6	457	96	.3	273
M 35-64		143	.5	284	147	.5	297	115	.4	216	53	.2	116	77	.3	189	82	.3	200
W 35-64		52	.2	157	82	.3	218	32	.1	87	6		36	79	.3	181	36	.1	109
KLOS-FM																			
P 12+		254	.2	1042	499	.4	1828	370	.3	1233	184	.1	753	301	.2	1277	362	.3	1207
Teens 12-17		11	.1	55	29	.2	101	22	.1	68	11	.1	55	22	.1	86	30	.2	106
M 18-34		75	.3	285	88	.4	344	87	.4	286	64	.3	225	66	.3	275	93	.4	266
W 18-34		16	.1	117	56	.3	250	39	.2	139	40	.2	122	29	.1	160	20	.1	83
M 18-49		178	.4	633	264	.7	985	197	.5	653	111	.3	457	152	.4	601	227	.6	699
W 18-49		46	.1	254	155	.4	544	128	.3	440	56	.1	210	114	.3	513	77	.2	262
M 25-49		163	.5	556	247	.8	891	161	.5	569	85	.3	370	145	.5	532	213	.7	649
W 25-49		42	.1	224	144	.5	483	117	.4	393	40	.1	174	107	.3	474	76	.2	250
M 25-54		166	.5	576	253	.7	931	170	.5	599	88	.2	384	146	.4	553	231	.6	732
W 25-54		44	.1	248	150	.4	513	120	.3	398	40	.1	174	112	.3	491	80	.2	269
M 35-64		114	.4	390	196	.7	709	129	.4	431	52	.2	260	90	.3	368	154	.5	537
W 35-64		33	.1	172	108	.4	356	92	.3	309	16	.1	91	91	.3	373	65	.2	215

* Listener estimates adjusted for reported broadcast schedule. + Station(s) changed call letters - see Page 13.

DMA Target Listeners

		AQH and Cume Persons																	
		Saturday 6AM-10AM			Saturday 10AM-3PM			Saturday 3PM-7PM			Saturday 7PM-MID			Sunday 10AM-3PM			Sunday 3PM-7PM		
		AQH (00)	AQH Rtg	Cume (00)	AQH (00)	AQH Rtg	Cume (00)	AQH (00)	AQH Rtg	Cume (00)	AQH (00)	AQH Rtg	Cume (00)	AQH (00)	AQH Rtg	Cume (00)	AQH (00)	AQH Rtg	Cume (00)
KLSX-FM																			
P 12+		93	.1	365	93	.1	412	93	.1	365	15		124	199	.1	657	52		196
Teens 12-17														6		16			
M 18-34		30	.1	123	45	.2	140	35	.2	122	2		16	22	.1	88	5		15
W 18-34		2		15	4		15	17	.1	70	3		32	31	.2	73			
M 18-49		55	.1	226	74	.2	274	52	.1	219	10		64	93	.2	314	27	.1	116
W 18-49		15		77	6		40	24	.1	92	5		44	59	.2	198	7		31
M 25-49		35	.1	159	55	.2	213	42	.1	175	10		64	89	.3	283	27	.1	116
W 25-49		13		62	6		40	17	.1	65	3		25	55	.2	187	7		31
M 25-54		39	.1	174	59	.2	231	48	.1	187	10		64	97	.3	312	27	.1	116
W 25-54		13		62	10		74	17		65	3		25	65	.2	212	7		31
M 35-64		29	.1	119	33	.1	152	30	.1	122	8		48	79	.3	256	34	.1	121
W 35-64		13		62	7		59	8		34	2		11	47	.2	177	9		43
KLTX-AM																			
P 12+		221	.2	430	219	.2	452	118	.1	221	63		170	135	.1	325	80	.1	219
Teens 12-17		6		24	18	.1	40	5		12	2		24	11	.1	24	4		24
M 18-34		46	.2	105	57	.3	106	28	.1	45	9		15	41	.2	74	7		30
W 18-34		18	.1	33	38	.2	77	30	.1	56	13	.1	23	25	.1	86	21	.1	55
M 18-49		85	.2	166	98	.2	170	52	.1	71	22	.1	28	69	.2	111	27	.1	66
W 18-49		65	.2	130	66	.2	148	53	.1	127	24	.1	61	38	.1	133	44	.1	115
M 25-49		60	.2	119	70	.2	108	39	.1	41	22	.1	28	54	.2	95	25	.1	51
W 25-49		55	.2	109	56	.2	116	43	.1	94	22	.1	50	26	.1	90	33	.1	82
M 25-54		71	.2	145	70	.2	108	39	.1	41	25	.1	41	54	.1	95	25	.1	51
W 25-54		66	.2	133	71	.2	150	52	.1	106	25	.1	61	28	.1	101	33	.1	82
M 35-64		51	.2	87	41	.1	64	24	.1	26	16	.1	26	28	.1	37	20	.1	36
W 35-64		94	.3	162	61	.2	146	31	.1	82	19	.1	64	26	.1	86	28	.1	75
KLVE-FM																			
P 12+		703	.5	1846	857	.6	2182	370	.3	1085	363	.3	1096	520	.4	1610	350	.3	845
Teens 12-17		14	.1	44	10	.1	20	7		41	27	.2	87	15	.1	56	15	.1	47
M 18-34		109	.5	236	137	.6	312	47	.2	153	60	.3	262	99	.5	270	79	.4	183
W 18-34		154	.8	483	212	1.0	535	127	.6	323	90	.4	269	96	.5	350	61	.3	179
M 18-49		217	.5	465	219	.5	514	69	.2	233	122	.3	387	154	.4	451	103	.3	246
W 18-49		279	.7	851	376	1.0	1002	184	.5	496	129	.3	405	188	.5	662	129	.3	308
M 25-49		201	.6	436	211	.7	463	51	.2	183	104	.3	298	146	.5	396	95	.3	230
W 25-49		249	.8	731	323	1.0	913	149	.5	401	121	.4	369	169	.5	595	108	.3	253
M 25-54		201	.6	436	236	.7	521	70	.2	232	134	.4	354	154	.4	421	110	.3	274
W 25-54		285	.8	830	362	1.0	1011	196	.5	524	133	.4	415	207	.6	728	132	.4	304
M 35-64		117	.4	301	122	.4	317	58	.2	177	98	.3	198	74	.3	241	47	.2	126
W 35-64		232	.8	611	267	.9	729	121	.4	343	67	.2	227	181	.6	550	136	.4	261
KLYY-FM																			
P 12+		123	.1	438	203	.2	745	160	.1	578	101	.1	367	203	.2	712	163	.1	426
Teens 12-17		9	.1	62	34	.2	124	22	.1	89	13	.1	49	27	.2	89	22	.1	61
M 18-34		6		31	47	.2	218	42	.2	182	35	.2	123	50	.2	211	29	.1	76
W 18-34		59	.3	188	49	.2	167	40	.2	140	38	.2	144	34	.2	182	19	.1	78
M 18-49		22	.1	70	63	.2	273	53	.1	209	35	.1	123	98	.2	313	54	.1	126
W 18-49		73	.2	248	75	.2	260	64	.2	228	45	.1	179	62	.2	273	60	.2	180
M 25-49		22	.1	70	41	.1	182	36	.1	116	23	.1	78	74	.2	251	33	.1	79
W 25-49		58	.2	174	54	.2	194	48	.2	175	35	.1	123	56	.2	218	52	.2	155
M 25-54		22	.1	70	43	.1	195	41	.1	129	23	.1	78	74	.2	251	33	.1	79
W 25-54		58	.2	174	57	.2	205	52	.1	187	35	.1	123	68	.2	241	62	.2	167
M 35-64		24	.1	55	18	.1	67	16	.1	39			48	.2	102	25	.1	50	
W 35-64		25	.1	102	54	.2	148	34	.1	113	8		36	44	.1	129	53	.2	128
KMZT-FM																			
P 12+		167	.1	581	366	.3	1024	288	.2	955	132	.1	542	339	.3	1015	232	.2	715
Teens 12-17		4		20	17	.1	65	9	.1	40	13	.1	55	14	.1	57	33	.2	74
M 18-34				3	17		17	10		30	2		21	19	.1	49			
W 18-34		2		19	20	.1	83	17	.1	48	10		63	11	.1	42	8		36
M 18-49		12		49	14		92	23	.1	124	10		76	49	.1	174	9		57
W 18-49		25	.1	93	93	.2	284	38	.1	150	15		83	55	.1	186	30	.1	83
M 25-49		12		49	14		92	23	.1	124	10		76	31	.1	124	9		57
W 25-49		25	.1	93	79	.3	245	26	.1	122	13		72	51	.2	167	30	.1	83
M 25-54		22	.1	78	38	.1	150	37	.1	138	19	.1	90	46	.1	153	25	.1	101
W 25-54		36	.1	142	89	.2	296	32	.1	159	18	.1	108	62	.2	213	43	.1	136
M 35-64		56	.2	176	58	.2	190	44	.1	147	23	.1	111	55	.2	180	32	.1	142
W 35-64		52	.2	169	98	.3	286	47	.2	215	16	.1	90	91	.3	257	60	.2	164

* Listener estimates adjusted for reported broadcast schedule. + Station(s) changed call letters - see Page 13.

DMA Target Listeners

DMA Target Listeners

		AQH and Cume Persons																	
		Saturday 6AM-10AM			Saturday 10AM-3PM			Saturday 3PM-7PM			Saturday 7PM-MID			Sunday 10AM-3PM			Sunday 3PM-7PM		
		AQH (00)	AQH Rtg	Cume (00)	AQH (00)	AQH Rtg	Cume (00)	AQH (00)	AQH Rtg	Cume (00)	AQH (00)	AQH Rtg	Cume (00)	AQH (00)	AQH Rtg	Cume (00)	AQH (00)	AQH Rtg	Cume (00)
KNX -AM																			
P 12+		595	.4	2141	420	.3	1734	265	.2	1115	192	.1	908	234	.2	1164	166	.1	721
Teens 12-17								2		9	3		5	7					
M 18-34		7		37	18	.1	63	22	.1	58	15	.1	47	16	.1	91	8		71
W 18-34		13	.1	50	26	.1	68	8		27			6		37				
M 18-49		66	.2	372	53	.1	282	42	.1	180	27	.1	152	40	.1	226	36	.1	137
W 18-49		49	.1	199	70	.2	218	20	.1	127	7		60	19		142	11		67
M 25-49		66	.2	372	53	.2	282	41	.1	168	24	.1	133	33	.1	209	33	.1	124
W 25-49		49	.2	199	70	.2	213	20	.1	127	7		60	19	.1	138	11		67
M 25-54		88	.2	475	79	.2	408	81	.2	246	33	.1	190	40	.1	264	44	.1	157
W 25-54		71	.2	320	81	.2	271	30	.1	162	10		65	25	.1	178	21	.1	125
M 35-64		161	.5	736	106	.4	538	84	.3	369	51	.2	281	56	.2	299	73	.2	214
W 35-64		86	.3	363	85	.3	353	38	.1	216	20	.1	110	24	.1	188	28	.1	189
KOST-FM																			
P 12+		678	.5	1955	925	.7	2836	537	.4	1798	397	.3	1499	608	.5	2165	413	.3	1371
Teens 12-17		14	.1	75	22	.1	135	12	.1	62	23	.2	60	17	.1	88	20	.1	60
M 18-34		95	.4	249	80	.4	271	71	.3	202	69	.3	176	44	.2	152	50	.2	119
W 18-34		94	.5	307	115	.6	418	89	.4	337	100	.5	375	104	.5	447	53	.3	247
M 18-49		166	.4	457	139	.3	538	108	.3	360	94	.2	238	74	.2	330	83	.2	279
W 18-49		191	.5	653	346	.9	984	198	.5	663	153	.4	623	199	.5	770	115	.3	493
M 25-49		158	.5	409	122	.4	476	100	.3	327	85	.3	211	60	.2	268	78	.2	254
W 25-49		136	.4	518	318	1.0	883	177	.6	531	93	.3	381	172	.6	638	95	.3	401
M 25-54		181	.5	474	129	.4	527	127	.4	416	92	.3	245	88	.2	388	87	.2	289
W 25-54		146	.4	568	383	1.1	1051	198	.6	617	108	.3	486	240	.7	790	118	.3	449
M 35-64		158	.5	456	127	.4	446	103	.3	338	41	.1	148	121	.4	428	75	.3	284
W 35-64		177	.6	583	398	1.3	1040	183	.6	598	133	.4	559	217	.7	678	150	.5	449
KPLS-AM																			
P 12+		15		79	22		52	27		42			5	66		217	41		130
Teens 12-17																			
M 18-34														9		29	6		15
W 18-34														11		50	5		28
M 18-49				7	1		7							9		29	6		15
W 18-49														11		50	5		28
M 25-49				7	1		7							9		29	6		15
W 25-49														11		50	5		28
M 25-54		2		22	1		7							12		43	6		15
W 25-54							5	1		4				12		54	6		32
M 35-64		10		55	10		35	14		14				26	.1	95	21	.1	58
W 35-64							5	7		19				25	.1	78	9		44
KPWR-FM																			
P 12+		643	.5	2290	1185	.9	4675	932	.7	3461	709	.5	2639	689	.5	2635	651	.5	2294
Teens 12-17		199	1.3	765	342	2.3	1433	290	2.0	998	233	1.6	899	207	1.4	884	265	1.8	967
M 18-34		211	1.0	651	419	1.9	1462	320	1.5	1153	230	1.1	775	208	1.0	806	195	.9	638
W 18-34		115	.6	468	260	1.3	1190	180	.9	758	158	.8	671	187	.9	657	126	.6	444
M 18-49		245	.6	796	482	1.2	1704	363	.9	1393	285	.7	921	252	.6	953	228	.6	773
W 18-49		154	.4	597	323	.8	1404	217	.6	914	175	.4	722	213	.5	743	147	.4	542
M 25-49		116	.4	384	286	.9	844	201	.6	712	164	.5	421	126	.4	494	103	.3	370
W 25-49		90	.3	372	184	.6	680	118	.4	523	79	.3	330	90	.3	360	64	.2	233
M 25-54		119	.3	408	286	.8	844	214	.6	758	164	.5	421	126	.3	494	103	.3	370
W 25-54		105	.3	402	188	.5	694	119	.3	528	81	.2	337	90	.3	360	64	.2	233
M 35-64		37	.1	169	68	.2	271	57	.2	301	57	.2	156	44	.1	147	33	.1	135
W 35-64		54	.2	159	74	.2	249	50	.2	173	21	.1	70	31	.1	121	32	.1	110
KRCD-FM																			
P 12+		124	.1	381	184	.1	552	145	.1	434	90	.1	248	165	.1	449	117	.1	369
Teens 12-17		7		12	4		38	1		12	5		12	7		25			
M 18-34		10		47	5		32	9		32	3		15	4		13	5		27
W 18-34		12	.1	34	19	.1	74	10		51	6		23	14	.1	63	10		47
M 18-49		12		58	17		85	16		56	17		52	11		39	5		27
W 18-49		55	.1	146	79	.2	211	61	.2	175	25	.1	73	68	.2	172	55	.1	171
M 25-49		12		58	17	.1	85	16	.1	56	17	.1	52	11		39	5		27
W 25-49		50	.2	135	73	.2	189	58	.2	165	25	.1	73	63	.2	151	53	.2	160
M 25-54		16		71	18		98	16		56	19	.1	65	11		39	5		27
W 25-54		58	.2	159	81	.2	213	76	.2	201	30	.1	96	78	.2	187	67	.2	196
M 35-64		6		24	28	.1	83	15	.1	41	16	.1	50	18	.1	60	2		16
W 35-64		72	.2	200	106	.3	289	82	.3	217	44	.1	102	107	.4	243	78	.3	201

* Listener estimates adjusted for reported broadcast schedule. + Station(s) changed call letters - see Page 13.

DMA Target Listeners

		AQH and Cume Persons																	
		Saturday 6AM-10AM			Saturday 10AM-3PM			Saturday 3PM-7PM			Saturday 7PM-MID			Sunday 10AM-3PM			Sunday 3PM-7PM		
		AQH (00)	AQH Rtg	Cume (00)	AQH (00)	AQH Rtg	Cume (00)	AQH (00)	AQH Rtg	Cume (00)	AQH (00)	AQH Rtg	Cume (00)	AQH (00)	AQH Rtg	Cume (00)	AQH (00)	AQH Rtg	Cume (00)
KRCV-FM																			
P 12+		150	.1	386	171	.1	470	160	.1	414	103	.1	282	140	.1	402	91	.1	236
Teens 12-17					2		12	3		12			5						
M 18-34		14	.1	50	18	.1	58	19	.1	28			27	.1	70	15	.1	23	
W 18-34		21	.1	59	1		11	7		22	16	.1	33	19	.1	54	2		6
M 18-49		34	.1	99	34	.1	130	45	.1	106	8		23	55	.1	157	30	.1	86
W 18-49		52	.1	149	72	.2	149	56	.1	156	58	.1	144	52	.1	164	19		54
M 25-49		28	.1	77	24	.1	108	43	.1	100	8		23	48	.2	137	24	.1	80
W 25-49		52	.2	149	72	.2	149	56	.2	156	53	.2	134	51	.2	160	19	.1	54
M 25-54		38	.1	109	29	.1	134	55	.2	113	12		43	61	.2	150	44	.1	107
W 25-54		65	.2	172	82	.2	173	63	.2	180	56	.2	146	54	.2	184	22	.1	67
M 35-64		30	.1	81	36	.1	121	59	.2	154	21	.1	66	47	.2	122	38	.1	107
W 35-64		47	.2	126	88	.3	188	56	.2	158	53	.2	151	36	.1	135	20	.1	61
KRLA-AM																			
P 12+		24		87	67	.1	203	78	.1	225	48		117	19		138	81	.1	224
Teens 12-17																			
M 18-34					2		14												
W 18-34								21	.1	42	6		15	2		15	18		59
M 18-49								5		24	5		12	1		6	9		31
W 18-49		3		12	15		38	5		24	5		12	1		6	9		31
M 25-49								21	.1	42	6		15	2		15	18	.1	59
W 25-49		3		12	15		38	5		24	5		12	1		6	9		31
M 25-54		1		13	3		13	30	.1	57	6		15	8		43	18		59
W 25-54		3		12	15		38	5		24	5		12	1		6	9		31
M 35-64		1		13	4		26	37	.1	71	6		15	8		43	25	.1	73
W 35-64		5		24	22	.1	36	21	.1	72	12		30	1		6	29	.1	88
KRLH-AM																			
P 12+					2		22			7	1		4	5		14	4		7
Teens 12-17																			
M 18-34										7									
W 18-34							5												
M 18-49					2		18			7									
W 18-49							5							1		6			
M 25-49					2		18			7									
W 25-49														1		6			
M 25-54					2		18			7									
W 25-54											1		4	1		6			
M 35-64					2		18												
W 35-64											1		4	1		6			
KROQ-FM																			
P 12+		463	.3	2010	949	.7	3709	826	.6	3008	481	.4	1986	528	.4	2346	623	.5	2448
Teens 12-17		104	.7	493	236	1.6	887	232	1.6	765	158	1.1	603	136	.9	678	187	1.3	717
M 18-34		183	.8	654	299	1.4	1025	261	1.2	923	161	.7	595	188	.9	622	188	.9	673
W 18-34		65	.3	399	240	1.2	1032	211	1.0	808	116	.6	516	122	.6	615	155	.8	612
M 18-49		224	.6	846	369	.9	1337	305	.8	1101	186	.5	718	226	.6	835	238	.6	912
W 18-49		108	.3	616	290	.7	1316	280	.7	1094	135	.3	638	146	.4	740	196	.5	805
M 25-49		140	.4	523	225	.7	858	149	.5	579	94	.3	384	97	.3	452	135	.4	547
W 25-49		76	.2	433	171	.6	701	160	.5	636	64	.2	310	71	.2	363	121	.4	513
M 25-54		147	.4	538	232	.6	887	150	.4	594	94	.3	384	100	.3	467	135	.4	547
W 25-54		96	.3	475	199	.6	768	165	.5	656	65	.2	322	81	.2	397	121	.3	513
M 35-64		49	.2	206	77	.3	356	45	.2	192	26	.1	139	42	.1	259	50	.2	239
W 35-64		62	.2	259	94	.3	389	78	.3	319	20	.1	133	40	.1	172	43	.1	207
KRTH-FM																			
P 12+		468	.4	1679	851	.6	2957	537	.4	1693	216	.2	798	605	.5	2012	435	.3	1464
Teens 12-17		37	.3	147	46	.3	192	33	.2	175	40	.3	137	50	.3	174	25	.2	122
M 18-34		31	.1	141	90	.4	249	77	.4	197	12	.1	52	31	.1	112	17	.1	46
W 18-34		18	.1	106	66	.3	317	44	.2	166	16	.1	33	53	.3	162	41	.2	146
M 18-49		82	.2	323	204	.5	601	160	.4	487	54	.1	158	141	.4	418	81	.2	284
W 18-49		107	.3	475	247	.6	891	151	.4	454	44	.1	137	162	.4	532	111	.3	367
M 25-49		63	.2	253	148	.5	490	123	.4	412	49	.2	134	124	.4	362	75	.2	254
W 25-49		102	.3	441	222	.7	805	122	.4	365	43	.1	125	132	.4	443	85	.3	274
M 25-54		96	.3	345	207	.6	690	188	.5	581	73	.2	199	185	.5	549	131	.4	460
W 25-54		141	.4	556	284	.8	1011	176	.5	530	57	.2	194	155	.4	536	102	.3	348
M 35-64		141	.5	476	226	.8	721	161	.5	513	78	.3	250	214	.7	676	166	.6	574
W 35-64		184	.6	650	343	1.1	1139	191	.6	570	57	.2	237	203	.7	657	141	.5	429

* Listener estimates adjusted for reported broadcast schedule.

+ Station(s) changed call letters - see Page 13.

DMA Target Listeners

DMA Target Listeners

		AQH and Cume Persons																	
		Saturday 6AM-10AM			Saturday 10AM-3PM			Saturday 3PM-7PM			Saturday 7PM-MID			Sunday 10AM-3PM			Sunday 3PM-7PM		
		AQH (00)	AQH Rtg	Cume (00)	AQH (00)	AQH Rtg	Cume (00)	AQH (00)	AQH Rtg	Cume (00)	AQH (00)	AQH Rtg	Cume (00)	AQH (00)	AQH Rtg	Cume (00)	AQH (00)	AQH Rtg	Cume (00)
KSCA-FM																			
P 12+		1650	1.2	2926	932	.7	2455	455	.3	1162	208	.2	600	447	.3	1161	235	.2	683
Teens 12-17		57	.4	113	28	.2	77	27	.2	73	26	.2	48	25	.2	58	12	.1	40
M 18-34		433	2.0	779	229	1.1	612	88	.4	240	43	.2	132	90	.4	240	60	.3	207
W 18-34		278	1.4	439	184	.9	453	84	.4	184	22	.1	82	72	.4	237	59	.3	123
M 18-49		660	1.6	1252	379	.9	1003	181	.5	492	77	.2	230	174	.4	460	101	.3	353
W 18-49		559	1.4	949	331	.8	886	159	.4	381	51	.1	175	150	.4	435	68	.2	168
M 25-49		558	1.8	1067	317	1.0	793	152	.5	411	56	.2	183	163	.5	398	95	.3	323
W 25-49		505	1.6	862	266	.9	745	139	.4	341	47	.2	143	117	.4	347	37	.1	111
M 25-54		630	1.7	1226	372	1.0	885	173	.5	446	62	.2	219	198	.5	446	120	.3	360
W 25-54		586	1.6	973	305	.8	852	149	.4	367	59	.2	166	135	.4	408	53	.1	149
M 35-64		360	1.2	713	223	.8	537	132	.4	335	52	.2	167	119	.4	268	71	.2	215
W 35-64		461	1.5	779	242	.8	654	114	.4	309	60	.2	150	111	.4	300	33	.1	98
KSSC-FM																			
P 12+		31		117	52		273	32		133	24		113	43		213	18		66
Teens 12-17		3		26	3		26	8	.1	40	2		25	1		26			
M 18-34		3		15	2		32	7		47	14	.1	36	9		42	3		30
W 18-34		12	.1	31	31	.2	101	12	.1	32	8		52	27	.1	95	6		22
M 18-49		5		34	6		45	7		47	14		36	11		67	3		30
W 18-49		18		42	34	.1	138	18		46	8		52	28	.1	108	15		36
M 25-49		5		34	5		28	2		15	5		13	9		53	2		13
W 25-49		10		22	23	.1	107	18	.1	46	8		52	16	.1	83	15		36
M 25-54		5		34	5		28	2		15	5		13	9		53	2		13
W 25-54		10		22	29	.1	135	18	.1	46	8		52	16		83	15		36
M 35-64		2		19	4		13						2			25			
W 35-64		6		12	9		65	5		14			3			27	9		14
KSSC-FM																			
P 12+		234	.2	690	377	.3	1168	235	.2	855	126	.1	511	290	.2	940	146	.1	431
Teens 12-17		17	.1	62	17	.1	136	26	.2	123	17	.1	67	27	.2	113	12	.1	40
M 18-34		79	.4	256	102	.5	284	61	.3	227	32	.1	128	65	.3	209	27	.1	67
W 18-34		71	.3	183	142	.7	417	94	.5	288	54	.3	189	111	.5	338	57	.3	152
M 18-49		113	.3	355	157	.4	423	94	.2	354	45	.1	200	96	.2	341	44	.1	133
W 18-49		90	.2	259	183	.5	543	103	.3	336	60	.2	226	146	.4	434	84	.2	239
M 25-49		95	.3	276	114	.4	298	66	.2	260	37	.1	176	77	.2	276	39	.1	118
W 25-49		83	.3	218	138	.4	404	82	.3	232	47	.2	170	124	.4	364	68	.2	197
M 25-54		95	.3	276	115	.3	305	66	.2	260	37	.1	176	83	.2	293	42	.1	124
W 25-54		83	.2	218	138	.4	404	83	.2	245	49	.1	182	127	.4	370	68	.2	197
M 35-64		41	.1	106	57	.2	153	41	.1	144	13		72	40	.1	158	19	.1	72
W 35-64		25	.1	82	51	.2	159	13		73	10		55	47	.2	123	31	.1	100
KTNQ-AM																			
P 12+		158	.1	271	83	.1	189	55		141	61		183	102	.1	282	52		124
Teens 12-17				2			8						4			11			
M 18-34		26	.1	45	6		30	15	.1	15	16	.1	37	5		13			
W 18-34		18	.1	31	11	.1	11	14	.1	22	6		23	15	.1	21	13	.1	21
M 18-49		81	.2	154	36	.1	68	24	.1	52	26	.1	81	33	.1	82	19		48
W 18-49		18		31	27	.1	48	15		34	6		23	22	.1	52	20	.1	42
M 25-49		81	.3	154	36	.1	68	24	.1	52	26	.1	81	33	.1	82	19	.1	48
W 25-49		16	.1	21	27	.1	48	7		23	4		12	22	.1	52	18	.1	33
M 25-54		90	.2	166	43	.1	92	25	.1	58	28	.1	88	33	.1	82	19	.1	48
W 25-54		22	.1	33	27	.1	48	7		23	4		12	33	.1	86	19	.1	43
M 35-64		76	.3	138	37	.1	62	10		43	22	.1	69	28	.1	69	19	.1	48
W 35-64		33	.1	42	27	.1	78	12		41	6		14	17	.1	65	15		47
KTNQ-AM																			
P 12+		418	.3	1337	834	.6	2369	605	.5	1794	261	.2	914	585	.4	1979	467	.4	1499
Teens 12-17		6		47	9		28	12	.1	24	5		26	9	.1	31	13	.1	43
M 18-34		15	.1	39	28	.1	99	13	.1	68	6		22	11	.1	46	9		28
W 18-34		39	.2	128	101	.5	223	72	.4	132	33	.2	76	23	.1	116	37	.2	98
M 18-49		65	.2	254	107	.3	425	85	.2	310	29	.1	142	111	.3	417	117	.3	358
W 18-49		148	.4	380	302	.8	763	211	.5	564	97	.2	339	172	.4	571	120	.3	390
M 25-49		65	.2	250	107	.3	415	82	.3	293	29	.1	142	111	.4	417	117	.4	358
W 25-49		144	.5	355	292	.9	717	192	.6	546	85	.3	310	169	.5	557	120	.4	390
M 25-54		74	.2	281	146	.4	535	106	.3	371	53	.1	201	154	.4	541	143	.4	458
W 25-54		177	.5	477	381	1.1	900	247	.7	704	96	.3	343	228	.6	787	160	.4	509
M 35-64		110	.4	366	195	.7	606	155	.5	446	89	.3	307	180	.6	610	154	.5	486
W 35-64		183	.6	500	372	1.2	990	292	1.0	870	97	.3	370	271	.9	897	180	.6	561

* Listener estimates adjusted for reported broadcast schedule. + Station(s) changed call letters - see Page 13.

DMA Target Listeners

		AQH and Cume Persons																	
		Saturday 6AM-10AM			Saturday 10AM-3PM			Saturday 3PM-7PM			Saturday 7PM-MID			Sunday 10AM-3PM			Sunday 3PM-7PM		
		AQH (00)	AQH Rtg	Cume (00)	AQH (00)	AQH Rtg	Cume (00)	AQH (00)	AQH Rtg	Cume (00)	AQH (00)	AQH Rtg	Cume (00)	AQH (00)	AQH Rtg	Cume (00)	AQH (00)	AQH Rtg	Cume (00)
KWIZ-FM																			
P 12+		141	.1	420	286	.2	651	193	.1	433	94	.1	355	165	.1	364	178	.1	450
Teens 12-17		10	.1	39	10	.1	70	20	.1	36	1		11	11	.1	11	4		28
M 18-34		29	.1	60	74	.3	148	66	.3	99	34	.2	144	11	.1	62	65	.3	163
W 18-34		36	.2	99	111	.5	259	48	.2	151	25	.1	78	69	.3	148	43	.2	89
M 18-49		53	.1	159	104	.3	208	88	.2	159	39	.1	181	42	.1	131	70	.2	187
W 18-49		47	.1	159	159	.4	353	64	.2	192	32	.1	104	104	.3	196	73	.2	164
M 25-49		53	.2	159	74	.2	150	56	.2	107	25	.1	115	39	.1	115	47	.1	134
W 25-49		47	.2	159	135	.4	275	61	.2	183	30	.1	82	93	.3	159	58	.2	131
M 25-54		54	.1	172	74	.2	150	67	.2	132	30	.1	140	45	.1	128	70	.2	172
W 25-54		47	.1	159	135	.4	275	61	.2	183	30	.1	82	94	.3	171	58	.2	131
M 35-64		33	.1	125	30	.1	60	33	.1	85	10		62	37	.1	82	35	.1	95
W 35-64		27	.1	76	48	.2	94	16	.1	42	16	.1	39	37	.1	61	30	.1	75
KWKW-AM																			
F 12+		110	.1	206	54		215	45		97	44		74	46		140	46		108
Teens 12-17					2		12							2		14			
M 18-34					5		13				6		15			23	1		11
W 18-34		20	.1	34	2		10							7					
M 18-49		9		24	23	.1	68	16		35	8		27						
W 18-49		32	.1	58	16		71				2		5	13		47	3		17
M 25-49		9		24	23	.1	68	16	.1	35	8		27						
W 25-49		32	.1	58	16	.1	71				2		5	7		36	2		6
M 25-54		12		37	25	.1	81	16		35	8		27						
W 25-54		43	.1	81	16		71	6		12	2		5	7		36	15		18
M 35-64		21	.1	53	20	.1	68	35	.1	54	14		31						
W 35-64		57	.2	89	19	.1	74	6		12	2		5	7		38	25	.1	33
KWVE-FM																			
P 12+		135	.1	454	139	.1	456	113	.1	309	27		120	132	.1	556	101	.1	369
Teens 12-17		5		15	1		15	1		5				10	.1	39			
M 18-34		34	.2	99	14	.1	76	5		15	10		28	10		60			
W 18-34		14	.1	41	22	.1	67	10		32				12	.1	64	3		24
M 18-49		68	.2	209	47	.1	141	33	.1	84	18		62	37	.1	205	9		48
W 18-49		29	.1	101	39	.1	137	43	.1	97	7		50	46	.1	158	31	.1	107
M 25-49		64	.2	187	42	.1	113	29	.1	69	10		47	34	.1	198	9		48
W 25-49		19	.1	82	37	.1	128	43	.1	97	7		50	41	.1	134	28	.1	83
M 25-54		68	.2	222	51	.1	154	38	.1	104	12		54	47	.1	247	12		76
W 25-54		37	.1	120	48	.1	166	48	.1	107	7		50	47	.1	145	34	.1	98
M 35-64		38	.1	146	45	.2	134	47	.2	133	10		41	50	.2	237	19	.1	111
W 35-64		34	.1	114	32	.1	120	38	.1	75	7		50	42	.1	127	39	.1	122
KXOL-FM																			
P 12+		389	.3	927	660	.5	1623	330	.2	992	147	.1	452	374	.3	959	286	.2	770
Teens 12-17		17	.1	64	30	.2	79	20	.1	62	10	.1	36	5		49	9	.1	49
M 18-34		117	.5	216	142	.7	297	89	.4	234	48	.2	128	85	.4	186	63	.3	143
W 18-34		101	.5	265	153	.7	351	70	.3	223	50	.2	157	157	.8	339	79	.4	216
M 18-49		155	.4	301	222	.6	496	140	.3	341	69	.2	201	143	.4	346	108	.3	272
W 18-49		148	.4	401	235	.6	585	119	.3	387	59	.2	179	189	.5	457	124	.3	333
M 25-49		76	.2	169	129	.4	347	96	.3	252	34	.1	128	80	.3	253	71	.2	203
W 25-49		126	.4	325	216	.7	501	100	.3	309	37	.1	131	141	.5	330	113	.4	287
M 25-54		82	.2	178	139	.4	366	103	.3	284	34	.1	128	85	.2	263	79	.2	212
W 25-54		135	.4	350	218	.6	525	106	.3	331	46	.1	166	147	.4	354	122	.3	311
M 35-64		73	.2	152	142	.5	327	62	.2	172	21	.1	73	69	.2	188	58	.2	154
W 35-64		65	.2	174	118	.4	363	69	.2	238	19	.1	58	57	.2	197	77	.3	208
KXTA-AM																			
P 12+		62		276	72	.1	339	89	.1	307	63		272	127	.1	550	104	.1	294
Teens 12-17		8	.1	22	6		22				3		13	5		13	7		13
M 18-34		5		46	9		49	3		31	10		64	25	.1	114	21	.1	63
W 18-34					8		17				5		31	2		17	6		27
M 18-49		22	.1	119	23	.1	148	13		94	12		77	38	.1	178	23	.1	82
W 18-49		1		16	11		48	11		44	10		47	9		45	11		56
M 25-49		20	.1	104	23	.1	148	12		77	5		29	37	.1	171	12		51
W 25-49		1		16	11		48	11		44	10		47	9		45	7		45
M 25-54		36	.1	148	24	.1	158	13		87	9		45	49	.1	220	25	.1	96
W 25-54		4		31	12		62	11		44	10		47	10		60	7		45
M 35-64		37	.1	139	18	.1	131	41	.1	144	9		50	36	.1	181	28	.1	101
W 35-64		4		31	7		52	11		44	5		16	18	.1	71	5		29

* Listener estimates adjusted for reported broadcast schedule. + Station(s) changed call letters - see Page 13.

DMA Target Listeners

DMA Target Listeners

		AQH and Cume Persons																	
		Saturday 6AM-10AM			Saturday 10AM-3PM			Saturday 3PM-7PM			Saturday 7PM-MID			Sunday 10AM-3PM			Sunday 3PM-7PM		
		AQH (00)	AQH Rtg	Cume (00)	AQH (00)	AQH Rtg	Cume (00)	AQH (00)	AQH Rtg	Cume (00)	AQH (00)	AQH Rtg	Cume (00)	AQH (00)	AQH Rtg	Cume (00)	AQH (00)	AQH Rtg	Cume (00)
KYSR-FM																			
P 12+		205	.2	1083	490	.4	2045	394	.3	1582	188	.1	1048	334	.3	1762	280	.2	1118
Teens 12-17		12	.1	61	43	.3	194	34	.2	167	19	.1	132	12	.1	104	19	.1	87
M 18-34		39	.2	185	80	.4	444	78	.4	288	45	.2	212	92	.4	410	65	.3	244
W 18-34		69	.3	363	146	.7	614	113	.6	485	58	.3	324	94	.5	491	91	.4	393
M 18-49		74	.2	395	190	.5	725	162	.4	566	83	.2	358	141	.4	706	116	.3	412
W 18-49		101	.3	580	196	.5	930	166	.4	758	83	.2	519	148	.4	815	135	.3	563
M 25-49		53	.2	291	163	.5	553	129	.4	449	58	.2	237	130	.4	617	106	.3	376
W 25-49		79	.3	494	151	.5	720	118	.4	570	58	.2	372	124	.4	648	96	.3	411
M 25-54		53	.1	291	175	.5	580	135	.4	461	58	.2	237	131	.4	631	107	.3	391
W 25-54		79	.2	494	158	.4	795	121	.3	585	58	.2	372	130	.4	659	99	.3	422
M 35-64		37	.1	224	143	.5	362	104	.4	327	38	.1	160	55	.2	325	52	.2	182
W 35-64		38	.1	229	78	.3	432	66	.2	315	27	.1	220	72	.2	386	52	.2	209
KZLA-FM																			
P 12+		242	.2	1154	570	.4	2020	419	.3	1533	207	.2	740	463	.3	1629	301	.2	1033
Teens 12-17		15	.1	72	47	.3	251	15	.1	109	8	.1	60	16	.1	97	5	.1	25
M 18-34		21	.1	86	47	.2	122	50	.2	168	32	.1	80	77	.4	169	32	.1	71
W 18-34		35	.2	166	103	.5	438	66	.3	261	20	.1	106	46	.2	256	19	.1	77
M 18-49		70	.2	321	97	.2	341	97	.2	377	55	.1	181	144	.4	380	72	.2	254
W 18-49		106	.3	417	213	.5	852	165	.4	581	65	.2	272	153	.4	680	110	.3	411
M 25-49		62	.2	283	94	.3	304	93	.3	360	55	.2	181	125	.4	320	70	.2	239
W 25-49		101	.3	386	167	.5	629	139	.4	463	52	.2	198	127	.4	589	95	.3	369
M 25-54		73	.2	344	138	.4	364	120	.3	421	73	.2	210	178	.5	391	99	.3	295
W 25-54		112	.3	450	192	.5	718	163	.5	558	57	.2	234	137	.4	664	111	.3	424
M 35-64		67	.2	353	147	.5	390	100	.3	363	55	.2	144	143	.5	379	83	.3	286
W 35-64		93	.3	404	188	.6	671	144	.5	454	64	.2	227	142	.5	612	131	.4	455
KCAL-FM																			
P 12+		84	.1	282	221	.2	583	159	.1	402	79	.1	316	150	.1	391	132	.1	423
Teens 12-17		6	.1	16	15	.1	70	8	.1	21	10	.1	47	6	.1	45	20	.1	73
M 18-34		21	.1	67	70	.3	166	34	.2	89	16	.1	75	49	.2	109	35	.2	120
W 18-34		7	.1	50	42	.2	114	36	.2	83	30	.1	115	27	.1	64	22	.1	80
M 18-49		39	.1	122	123	.3	289	78	.2	200	33	.1	131	84	.2	197	70	.2	206
W 18-49		12	.1	77	46	.1	131	41	.1	103	30	.1	115	37	.1	99	29	.1	109
M 25-49		34	.1	98	104	.3	235	72	.2	182	30	.1	111	81	.3	185	67	.2	188
W 25-49		11	.1	72	37	.1	103	31	.1	73	26	.1	89	29	.1	80	22	.1	86
M 25-54		34	.1	98	108	.3	243	73	.2	189	30	.1	111	87	.2	192	70	.2	195
W 25-54		14	.1	76	37	.1	107	33	.1	77	28	.1	98	29	.1	80	22	.1	86
M 35-64		25	.1	78	70	.2	181	67	.2	161	18	.1	56	51	.2	123	43	.1	107
W 35-64		8	.1	31	4	.1	21	7	.1	25	2	.1	9	10	.1	35	7	.1	29
KCXX-FM																			
P 12+		68	.1	331	172	.1	555	133	.1	446	98	.1	287	95	.1	350	106	.1	259
Teens 12-17		21	.1	110	26	.2	143	23	.2	108	11	.1	45	23	.2	127	15	.1	77
M 18-34		16	.1	59	57	.3	137	40	.2	116	45	.2	97	25	.1	98	37	.2	82
W 18-34		21	.1	108	45	.2	140	51	.2	151	31	.2	111	24	.1	83	35	.2	70
M 18-49		19	.1	81	75	.2	195	46	.1	159	53	.1	112	25	.1	98	39	.1	90
W 18-49		26	.1	129	65	.2	191	63	.2	173	31	.1	118	40	.1	105	51	.1	86
M 25-49		12	.1	69	63	.2	146	22	.1	99	35	.1	68	13	.1	24	13	.1	46
W 25-49		14	.1	72	57	.2	145	42	.1	113	8	.1	43	29	.1	45	28	.1	35
M 25-54		12	.1	69	63	.2	146	22	.1	99	35	.1	68	13	.1	24	13	.1	46
W 25-54		16	.1	76	57	.2	145	42	.1	113	8	.1	43	29	.1	45	28	.1	35
M 35-64		3	.1	23	20	.1	78	7	.1	49	8	.1	21	6	.1	20	2	.1	15
W 35-64		7	.1	32	23	.1	57	12	.1	22	3	.1	13	16	.1	22	15	.1	15
KFRG-FM																			
P 12+		224	.2	870	311	.2	1075	215	.2	790	75	.1	375	238	.2	910	167	.1	593
Teens 12-17		15	.1	52	22	.1	136	15	.1	88	3	.1	37	23	.2	88	16	.1	78
M 18-34		11	.1	31	9	.1	37	7	.1	54	9	.1	32	22	.1	75	15	.1	53
W 18-34		8	.1	47	18	.1	98	15	.1	100	9	.1	69	25	.1	121	9	.1	60
M 18-49		51	.1	209	46	.1	205	37	.1	136	19	.1	56	42	.1	152	38	.1	139
W 18-49		48	.1	245	80	.2	378	57	.1	238	27	.1	169	70	.2	321	34	.1	190
M 25-49		41	.1	185	45	.1	199	37	.1	136	19	.1	50	32	.1	109	34	.1	120
W 25-49		47	.2	236	78	.3	352	52	.2	205	25	.1	154	60	.2	274	28	.1	146
M 25-54		50	.1	241	58	.2	233	49	.1	169	20	.1	63	32	.1	109	34	.1	120
W 25-54		71	.2	309	114	.3	429	92	.3	297	38	.1	179	78	.2	326	55	.2	192
M 35-64		67	.2	301	84	.3	276	57	.2	155	17	.1	64	27	.1	111	25	.1	92
W 35-64		77	.3	301	115	.4	385	88	.3	261	33	.1	132	93	.3	344	66	.2	204

* Listener estimates adjusted for reported broadcast schedule. + Station(s) changed call letters - see Page 13.

DMA Target Listeners

AQH and Cume Persons

	Saturday 6AM-10AM			Saturday 10AM-3PM			Saturday 3PM-7PM			Saturday 7PM-MID			Sunday 10AM-3PM			Sunday 3PM-7PM		
	AQH (00)	AQH Rtg	Cume (00)	AQH (00)	AQH Rtg	Cume (00)	AQH (00)	AQH Rtg	Cume (00)	AQH (00)	AQH Rtg	Cume (00)	AQH (00)	AQH Rtg	Cume (00)	AQH (00)	AQH Rtg	Cume (00)
KGCI-FM																		
P 12+	233	.2	863	425	.3	1596	421	.3	1257	270	.2	846	216	.2	883	219	.2	759
Teens 12-17	87	.6	313	123	.8	482	147	1.0	378	102	.7	327	71	.5	269	76	.5	248
M 18-34	25	.1	114	68	.3	240	93	.4	278	69	.3	213	20	.1	156	24	.1	114
W 18-34	65	.3	239	120	.6	469	77	.4	311	67	.3	214	57	.3	233	53	.3	204
M 18-49	39	.1	154	87	.2	320	114	.3	344	73	.2	219	30	.1	199	36	.1	145
W 18-49	95	.2	359	180	.5	689	132	.3	478	96	.2	300	88	.2	337	85	.2	292
M 25-49	33	.1	129	69	.2	220	93	.3	243	33	.1	87	18	.1	106	28	.1	98
W 25-49	59	.2	235	100	.3	382	95	.3	289	53	.2	182	49	.2	180	43	.1	133
M 25-54	34	.1	136	84	.2	253	97	.3	256	33	.1	87	19	.1	112	30	.1	104
W 25-54	62	.2	245	112	.3	418	109	.3	310	53	.1	182	66	.2	215	54	.2	160
M 35-64	15	.1	46	35	.1	113	32	.1	86	3		6	17	.1	63	20	.1	67
W 35-64	41	.1	151	76	.2	276	71	.2	195	29	.1	87	48	.2	147	46	.2	126
KOLA-FM																		
P 12+	180	.1	546	273	.2	911	194	.1	622	50		222	209	.2	741	107	.1	394
Teens 12-17	1		4	5		9	10	.1	30	3		18	8	.1	22	2		17
M 18-34	1		6	10		21	8		24	1		11	5		20	4		14
W 18-34	12	.1	51	11	.1	55	3		26	2		9	6		23	7		19
M 18-49	23	.1	106	53	.1	178	40	.1	126	5		42	29	.1	67	12		63
W 18-49	31	.1	145	52	.1	191	36	.1	112	22	.1	73	28	.1	116	17		51
M 25-49	23	.1	106	53	.2	178	38	.1	115	5		38	28	.1	54	11		56
W 25-49	28	.1	121	49	.2	168	34	.1	98	21	.1	64	26	.1	106	17	.1	46
M 25-54	56	.2	196	102	.3	336	53	.1	168	5		38	47	.1	111	27	.1	98
W 25-54	32	.1	137	68	.2	234	52	.1	161	22	.1	68	56	.2	212	35	.1	140
M 35-64	107	.4	287	141	.5	467	78	.3	233	15	.1	56	88	.3	212	51	.2	145
W 35-64	39	.1	141	67	.2	254	66	.2	195	23	.1	74	60	.2	259	34	.1	145
XTRA-AM																		
P 12+	42		147	28		149	39		201	5		48	26		134	37		125
Teens 12-17							5		37	1		9						
M 18-34				1		3	2		22				5		41	14	.1	29
W 18-34							3		11	1		11	5		18			
M 18-49	13		47	20		107	21	.1	96	3		28	14		90	35	.1	110
W 18-49				1		15	3		11	1		11	5		18			
M 25-49	13		47	20	.1	107	19	.1	75	3		28	14		90	24	.1	96
W 25-49				1		15	3		11	1		11	5		18			
M 25-54	25	.1	86	26	.1	134	26	.1	124	3		28	14		90	26	.1	111
W 25-54				1		15	3		11	1		11	5		18			
M 35-64	35	.1	119	25	.1	132	29	.1	132	3		28	8		50	23	.1	96
W 35-64				1		15												
TOTALS																		
P 12+	17862	13.4	46333	24268	18.2	60852	17382	13.1	45517	9696	7.3	29619	17369	13.0	48135	13790	10.4	36240
Teens 12-17	1332	9.0	4392	2134	14.5	6297	1887	12.8	5176	1440	9.8	4378	1525	10.3	4806	1614	10.9	4601
M 18-34	2672	12.4	6430	3860	17.9	9318	3036	14.1	7540	1934	9.0	5403	2659	12.3	7124	2350	10.9	5707
W 18-34	2457	12.0	6629	4073	19.9	10111	2891	14.1	7582	1851	9.0	5468	2861	14.0	7720	1979	9.7	5299
M 18-49	5153	12.8	13134	7190	17.9	17366	5516	13.7	13745	3149	7.8	8863	5160	12.9	13826	4382	10.9	11114
W 18-49	4933	12.6	13397	7659	19.6	19132	5315	13.6	14191	2838	7.3	9036	5429	13.9	14949	3864	9.9	10355
M 25-49	4274	13.6	10866	5759	18.3	13760	4254	13.5	10601	2308	7.3	6462	4177	13.3	11020	3490	11.1	8893
W 25-49	4194	13.5	11270	6213	20.0	15249	4188	13.5	11163	1997	6.4	6580	4343	14.0	12034	3022	9.7	8173
M 25-54	4905	13.6	12567	6645	18.4	15805	4930	13.6	12200	2616	7.2	7422	4794	13.3	12623	3987	11.0	10149
W 25-54	4910	13.6	13223	7146	19.9	17583	4832	13.4	12901	2208	6.1	7362	4997	13.9	13963	3588	10.0	9595
M 35-64	4136	14.0	10906	5341	18.1	12759	3990	13.5	9923	1896	6.4	5600	3959	13.4	10585	3092	10.5	8070
W 35-64	4414	14.5	11542	6057	19.9	15124	3914	12.9	10649	1602	5.3	5620	4270	14.0	11942	3227	10.6	8335

* Listener estimates adjusted for reported broadcast schedule.

+ Station(s) changed call letters - see Page 13.

DMA Target Listeners

Arbitron Radio Reliability Tables

Table A																			
RATING	VALUE	RATING	VALUE	RATING	VALUE	RATING	VALUE	RATING	VALUE	RATING	VALUE	RATING	VALUE	RATING	VALUE	RATING	VALUE	RATING	VALUE
0.1	3.16	5.1	22.00	10.1	30.13	15.1	35.80	20.1	40.07	25.1	43.36	30.1	45.87	35.1	47.73	40.1	49.01	45.1	49.76
0.2	4.47	5.2	22.20	10.2	30.26	15.2	35.90	20.2	40.15	25.2	43.42	30.2	45.91	35.2	47.76	40.2	49.03	45.2	49.77
0.3	5.47	5.3	22.40	10.3	30.40	15.3	36.00	20.3	40.22	25.3	43.47	30.3	45.96	35.3	47.79	40.3	49.05	45.3	49.78
0.4	6.31	5.4	22.60	10.4	30.53	15.4	36.09	20.4	40.30	25.4	43.53	30.4	46.00	35.4	47.82	40.4	49.07	45.4	49.79
0.5	7.05	5.5	22.80	10.5	30.66	15.5	36.19	20.5	40.37	25.5	43.59	30.5	46.04	35.5	47.85	40.5	49.09	45.5	49.80
0.6	7.72	5.6	22.99	10.6	30.78	15.6	36.29	20.6	40.44	25.6	43.64	30.6	46.08	35.6	47.88	40.6	49.11	45.6	49.81
0.7	8.34	5.7	23.18	10.7	30.91	15.7	36.38	20.7	40.52	25.7	43.70	30.7	46.12	35.7	47.91	40.7	49.13	45.7	49.81
0.8	8.91	5.8	23.37	10.8	31.04	15.8	36.47	20.8	40.59	25.8	43.75	30.8	46.17	35.8	47.94	40.8	49.15	45.8	49.82
0.9	9.44	5.9	23.56	10.9	31.16	15.9	36.57	20.9	40.66	25.9	43.81	30.9	46.21	35.9	47.97	40.9	49.16	45.9	49.83
1.0	9.95	6.0	23.75	11.0	31.29	16.0	36.66	21.0	40.73	26.0	43.86	31.0	46.25	36.0	48.00	41.0	49.18	46.0	49.84
1.1	10.43	6.1	23.93	11.1	31.41	16.1	36.75	21.1	40.80	26.1	43.92	31.1	46.29	36.1	48.03	41.1	49.20	46.1	49.85
1.2	10.89	6.2	24.12	11.2	31.54	16.2	36.85	21.2	40.87	26.2	43.97	31.2	46.33	36.2	48.06	41.2	49.22	46.2	49.86
1.3	11.33	6.3	24.30	11.3	31.66	16.3	36.94	21.3	40.94	26.3	44.03	31.3	46.37	36.3	48.09	41.3	49.24	46.3	49.86
1.4	11.75	6.4	24.48	11.4	31.78	16.4	37.03	21.4	41.01	26.4	44.08	31.4	46.41	36.4	48.11	41.4	49.25	46.4	49.87
1.5	12.16	6.5	24.65	11.5	31.90	16.5	37.12	21.5	41.08	26.5	44.13	31.5	46.45	36.5	48.14	41.5	49.27	46.5	49.88
1.6	12.55	6.6	24.83	11.6	32.02	16.6	37.21	21.6	41.15	26.6	44.19	31.6	46.49	36.6	48.17	41.6	49.29	46.6	49.88
1.7	12.93	6.7	25.00	11.7	32.14	16.7	37.30	21.7	41.22	26.7	44.24	31.7	46.53	36.7	48.20	41.7	49.31	46.7	49.89
1.8	13.30	6.8	25.17	11.8	32.26	16.8	37.39	21.8	41.29	26.8	44.29	31.8	46.57	36.8	48.23	41.8	49.32	46.8	49.90
1.9	13.65	6.9	25.35	11.9	32.38	16.9	37.48	21.9	41.36	26.9	44.34	31.9	46.61	36.9	48.25	41.9	49.34	46.9	49.90
2.0	14.00	7.0	25.51	12.0	32.50	17.0	37.56	22.0	41.42	27.0	44.40	32.0	46.65	37.0	48.28	42.0	49.36	47.0	49.91
2.1	14.34	7.1	25.68	12.1	32.61	17.1	37.65	22.1	41.49	27.1	44.45	32.1	46.69	37.1	48.31	42.1	49.37	47.1	49.92
2.2	14.67	7.2	25.85	12.2	32.73	17.2	37.74	22.2	41.56	27.2	44.50	32.2	46.72	37.2	48.33	42.2	49.39	47.2	49.92
2.3	14.99	7.3	26.01	12.3	32.84	17.3	37.82	22.3	41.63	27.3	44.55	32.3	46.76	37.3	48.36	42.3	49.40	47.3	49.93
2.4	15.30	7.4	26.18	12.4	32.96	17.4	37.91	22.4	41.69	27.4	44.60	32.4	46.80	37.4	48.39	42.4	49.42	47.4	49.93
2.5	15.61	7.5	26.34	12.5	33.07	17.5	38.00	22.5	41.76	27.5	44.65	32.5	46.84	37.5	48.41	42.5	49.43	47.5	49.94
2.6	15.91	7.6	26.50	12.6	33.18	17.6	38.08	22.6	41.82	27.6	44.70	32.6	46.87	37.6	48.44	42.6	49.45	47.6	49.94
2.7	16.21	7.7	26.66	12.7	33.30	17.7	38.17	22.7	41.89	27.7	44.75	32.7	46.91	37.7	48.46	42.7	49.46	47.7	49.95
2.8	16.50	7.8	26.82	12.8	33.41	17.8	38.25	22.8	41.95	27.8	44.80	32.8	46.95	37.8	48.49	42.8	49.48	47.8	49.95
2.9	16.78	7.9	26.97	12.9	33.52	17.9	38.34	22.9	42.02	27.9	44.85	32.9	46.98	37.9	48.51	42.9	49.49	47.9	49.96
3.0	17.06	8.0	27.13	13.0	33.63	18.0	38.42	23.0	42.08	28.0	44.90	33.0	47.02	38.0	48.54	43.0	49.51	48.0	49.96
3.1	17.33	8.1	27.28	13.1	33.74	18.1	38.50	23.1	42.15	28.1	44.95	33.1	47.06	38.1	48.56	43.1	49.52	48.1	49.96
3.2	17.60	8.2	27.44	13.2	33.85	18.2	38.58	23.2	42.21	28.2	45.00	33.2	47.09	38.2	48.59	43.2	49.54	48.2	49.97
3.3	17.86	8.3	27.59	13.3	33.96	18.3	38.67	23.3	42.27	28.3	45.05	33.3	47.13	38.3	48.61	43.3	49.55	48.3	49.97
3.4	18.12	8.4	27.74	13.4	34.07	18.4	38.75	23.4	42.34	28.4	45.09	33.4	47.16	38.4	48.64	43.4	49.56	48.4	49.97
3.5	18.38	8.5	27.89	13.5	34.17	18.5	38.83	23.5	42.40	28.5	45.14	33.5	47.20	38.5	48.66	43.5	49.58	48.5	49.98
3.6	18.63	8.6	28.04	13.6	34.28	18.6	38.91	23.6	42.46	28.6	45.19	33.6	47.23	38.6	48.68	43.6	49.59	48.6	49.98
3.7	18.88	8.7	28.18	13.7	34.38	18.7	38.99	23.7	42.52	28.7	45.24	33.7	47.27	38.7	48.71	43.7	49.60	48.7	49.98
3.8	19.12	8.8	28.33	13.8	34.49	18.8	39.07	23.8	42.59	28.8	45.28	33.8	47.30	38.8	48.73	43.8	49.61	48.8	49.99
3.9	19.36	8.9	28.47	13.9	34.59	18.9	39.15	23.9	42.65	28.9	45.33	33.9	47.34	38.9	48.75	43.9	49.63	48.9	49.99
4.0	19.60	9.0	28.62	14.0	34.70	19.0	39.23	24.0	42.71	29.0	45.38	34.0	47.37	39.0	48.77	44.0	49.64	49.0	49.99
4.1	19.83	9.1	28.76	14.1	34.80	19.1	39.31	24.1	42.77	29.1	45.42	34.1	47.40	39.1	48.80	44.1	49.65	49.1	49.99
4.2	20.06	9.2	28.90	14.2	34.91	19.2	39.39	24.2	42.83	29.2	45.47	34.2	47.44	39.2	48.82	44.2	49.66	49.2	49.99
4.3	20.29	9.3	29.04	14.3	35.01	19.3	39.47	24.3	42.89	29.3	45.51	34.3	47.47	39.3	48.84	44.3	49.67	49.3	50.00
4.4	20.51	9.4	29.18	14.4	35.11	19.4	39.54	24.4	42.95	29.4	45.56	34.4	47.50	39.4	48.86	44.4	49.69	49.4	50.00
4.5	20.73	9.5	29.32	14.5	35.21	19.5	39.62	24.5	43.01	29.5	45.60	34.5	47.54	39.5	48.89	44.5	49.70	49.5	50.00
4.6	20.95	9.6	29.46	14.6	35.31	19.6	39.70	24.6	43.07	29.6	45.65	34.6	47.57	39.6	48.91	44.6	49.71	49.6	50.00
4.7	21.16	9.7	29.60	14.7	35.41	19.7	39.77	24.7	43.13	29.7	45.69	34.7	47.60	39.7	48.93	44.7	49.72	49.7	50.00
4.8	21.38	9.8	29.73	14.8	35.51	19.8	39.85	24.8	43.19	29.8	45.74	34.8	47.63	39.8	48.95	44.8	49.73	49.8	50.00
4.9	21.59	9.9	29.87	14.9	35.61	19.9	39.92	24.9	43.24	29.9	45.78	34.9	47.67	39.9	48.97	44.9	49.74	49.9	50.00
5.0	21.79	10.0	30.00	15.0	35.71	20.0	40.00	25.0	43.30	30.0	45.83	35.0	47.70	40.0	48.99	45.0	49.75	50.0	50.00

Note: When a rating is greater than 50.0, use the value given for a rating equal to 100.0 minus the original rating. For example, if the rating were 87.3, use the value shown for a rating of 12.7 (100.0 - 87.3).

Instructions

Estimating the Reliability of Audience Ratings Estimates

The reliability of a survey estimate is generally defined in terms of the estimated margin of sampling error around the estimate, or *confidence interval*. The confidence interval describes the extent to which a survey estimate, based on a random sample of a population, may vary from the result that would be obtained through a complete census of that population. (See Page M5, Paragraph 14, for further information.)

Confidence intervals can be obtained for any rating in the "Listener Estimates" section in this report in two steps: (1) determine an estimated standard error and (2) use this estimated standard error to construct a confidence interval around the rating.

1. Determine an estimate of standard error:

a. For AQH and Cume ratings, select the rating for which you want to obtain the standard error and locate the corresponding Table A value. For example, the corresponding Table A value for a 2.9 rating is 16.78. Table A values represent the square root of (the rating x [100 - the rating]); therefore, Table A values are constant across all markets and surveys.

b. For AQH ratings, select the demographic group (down the side) and the daypart (across the top) for the corresponding Table B value. For Cume ratings, select the demographic group (down the side) for the corresponding Table B value in the first column.

Table B values are the square roots of the Effective Sample Bases (ESBs) for each market and survey; therefore, Table B values vary from report to report. For example, a hypothetical Table B value for a Metro AQH rating for Men 25-54, Mon-Fri 6AM-7PM might be 93.14.

c. Divide the Table A value by the Table B value to obtain an estimated standard error. Using the example above, $16.78 \div 93.14 = 0.18$.

2. Use the estimated standard error to construct a confidence interval around the rating:

a. The rating +/- one standard error will yield a 68% confidence interval. In the above example, 2.9 ± 0.18 yields a confidence interval of 2.72 to 3.08. Interpretation: The user can be 68% confident that a survey of all Men 25-54 would yield a Mon-Fri 6AM-7PM AQH rating between 2.7 and 3.1.

b. The rating +/- (1.64 x the standard error) yields a 90% confidence interval. In the above example, $2.9 \pm (1.64 \times 0.18)$ yields a confidence interval of 2.60 to 3.20. Interpretation: The user can be 90% confident that a survey of all Men 25-54 would yield a Mon-Fri 6AM-7PM AQH rating between 2.6 and 3.2.

c. The rating +/- (1.96 x the standard error) yields a 95% confidence interval (compute as in (b) above), and the rating +/- (2.58 x the standard error) yields a 99% confidence interval (compute as in (b) above).

Estimating Reliability for Projected Numbers of Persons/ To estimate standard error (and construct confidence intervals) for Persons estimates rather

than ratings: (1) Convert the Persons estimate into a rating. ($[\text{Persons} \div \text{the population}] \times 100$). (2) Determine standard error using the instructions above. (3) Convert standard error for the rating into standard error for the Persons estimate. ($[\text{Standard error} \times \text{the population}] \div 100$). (4) Use the Persons estimate +/- one standard error for a 68% confidence interval; use the Persons estimate +/- the standard error multiplied by 1.64, 1.96 or 2.58 to get 90%, 95% or 99% confidence intervals, respectively.

Estimating Effective Sample Base (ESB) Sizes/

Approximate ESB for sex/age groups and dayparts can be obtained by squaring Table B values. For example, the estimated ESB for M25-54, Mon-Fri 6AM-7PM, with a hypothetical Table B value of 93.14, would be 93.14 squared, or 8675. (See Page M5, Paragraph 15, for further information on ESB values.)

For Additional Methodology Details

Please refer to the *Arbitron Radio Description of Methodology* and *Arbitron Replication II: A Study of the Reliability of Radio Ratings* for further discussion of the above and a discussion of more complex applications.

Limitations

Although Arbitron believes the above-described procedures provide report users with useful estimates of standard errors, the reader should note the limitations described in Paragraphs 14-16 and 18-21 herein on Pages M5-M6.

Metro Table B

Average Quarter-Hour Estimates

Metro Survey Area	All Cume Estimates	Sat 6A-10A		Sat 10A-3P	Mon-Fri 6A-10A	Mon-Fri 10A-3P	Weekend 6A-MID	Mon-Fri 6A-10A	Mon-Fri 6A-7P	Mon-Sun MID-6A	Mon-Sun 6A-MID
		Sun 6A-10A	Weekend 10A-7P	Sun 10A-3P	Mon-Fri 3P-7P	Mon-Fri 7P-MID		Mon-Fri 3P-7P		Mon-Sun 6A-7P	
Persons 12+	69.60	104.65	127.57	103.58	129.88	131.10	153.38	153.75	142.82	158.20	164.92
Persons 18+	*****	*****	121.17	*****	*****	*****	*****	146.35	*****	*****	156.99
Men											
18+	50.92	*****	*****	*****	*****	*****	*****	*****	*****	*****	123.22
18-24	18.84	*****	*****	*****	*****	*****	*****	*****	*****	*****	54.94
25-34	24.45	*****	*****	*****	*****	*****	*****	*****	*****	*****	64.83
35-44	25.24	*****	*****	*****	*****	*****	*****	*****	*****	*****	63.37
45-54	22.70	*****	*****	*****	*****	*****	*****	*****	*****	*****	56.24
55-64	17.37	*****	*****	*****	*****	*****	*****	*****	*****	*****	46.88
65+	17.80	*****	*****	*****	*****	*****	*****	*****	*****	*****	38.81
12-24	27.39	48.24	*****	46.95	60.81	57.27	71.26	*****	64.20	*****	76.79
18-34	31.29	49.08	60.13	47.38	64.05	60.07	72.72	72.64	70.49	*****	82.37
18-49	42.91	66.58	77.71	64.51	84.42	77.42	93.98	93.87	91.09	*****	106.45
25-49	39.16	59.30	*****	58.44	74.71	69.05	87.92	*****	76.62	*****	94.49
25-54	41.94	62.64	76.79	62.26	79.29	72.94	92.86	86.30	80.93	*****	99.80
35-64	38.43	56.16	70.92	57.35	72.84	67.57	85.77	79.71	74.75	*****	92.18
Women											
18+	55.04	*****	*****	*****	*****	*****	*****	*****	*****	*****	126.53
18-24	22.13	*****	*****	*****	*****	*****	*****	*****	*****	*****	59.96
25-34	26.63	*****	*****	*****	*****	*****	*****	*****	*****	*****	68.23
35-44	26.09	*****	*****	*****	*****	*****	*****	*****	*****	*****	67.28
45-54	24.63	*****	*****	*****	*****	*****	*****	*****	*****	*****	58.48
55-64	19.90	*****	*****	*****	*****	*****	*****	*****	*****	*****	47.51
65+	19.90	*****	*****	*****	*****	*****	*****	*****	*****	*****	45.04
12-24	29.78	48.80	*****	48.23	59.68	60.67	73.17	*****	65.05	*****	76.20
18-34	34.96	53.87	66.52	52.03	68.05	65.91	80.78	75.52	72.24	*****	87.65
18-49	45.81	70.24	84.65	68.61	87.57	84.00	102.80	96.10	91.94	*****	111.54
25-49	41.80	62.03	*****	61.89	78.65	74.83	92.97	*****	85.21	*****	100.43
25-54	45.01	66.07	81.28	65.99	83.97	79.03	98.71	94.63	90.47	*****	106.63
35-64	41.50	60.10	72.68	60.18	75.67	72.20	88.26	84.62	80.90	*****	95.35
Persons											
12-24	38.12	62.26	*****	61.41	77.19	74.92	91.15	*****	84.27	*****	98.01
18-34	43.71	67.46	83.87	65.27	86.02	83.13	101.06	101.31	93.43	*****	108.67
18-49	58.09	88.60	107.77	86.23	110.46	104.64	129.85	130.16	120.05	*****	139.63
25-49	52.04	78.00	*****	77.32	97.93	92.52	115.06	*****	106.37	*****	123.72
25-54	55.64	82.43	101.95	82.21	103.96	98.06	122.85	123.14	113.57	*****	132.09
35-64	51.50	74.36	92.86	75.16	95.29	90.75	111.90	112.17	103.45	*****	120.32
Teens 12-17	26.49	43.40	*****	44.23	59.33	65.58	67.43	*****	71.73	*****	78.22
Black P12+	19.76	*****	*****	*****	*****	*****	*****	*****	*****	*****	46.82
Hispanic P12+	45.02	*****	*****	*****	*****	*****	*****	*****	*****	*****	106.67

***** Report does not include data for this demographic group

TSA Table B

Total Survey Area	All Cume Estimates	Mon-Sun 6A-MID*
Persons 12+	87.37	203.17
Men		
18-34	39.28	103.12
25-54	52.42	121.79
35-64	48.42	114.37
Women		
18-34	42.56	106.27
25-54	56.19	132.71
35-64	51.71	119.30
Persons		
18-34	54.02	134.79
25-54	69.72	162.06
35-64	64.62	149.81

* Average Quarter-Hour Estimates

DMA Table B

Average Quarter-Hour Estimates

Designated Market Area	All Cume Estimates	Sat 6A-10A		Sat 10A-3P	Mon-Fri 6A-10A	Mon-Fri 10A-3P	Mon-Fri 6A-7P	Mon-Sun 6A-MID
		Sat 3P-7P	Sat 7P-MID	Mon-Fri 3P-7P	Mon-Fri 7P-MID	Mon-Sun 6A-7P		
Persons 12+	75.93	124.04	121.81	154.94	149.34	185.46	202.88	
Men								
18-34	37.55	57.46	55.92	74.24	69.39	81.56	98.55	
18-49	51.95	77.61	76.13	97.53	90.88	106.08	125.51	
25-49	46.76	69.94	69.48	87.61	83.42	91.19	114.19	
25-54	50.30	74.22	74.09	93.75	88.56	96.96	119.86	
35-64	46.41	67.17	68.60	87.48	82.01	90.25	106.82	
Women								
18-34	41.37	63.92	61.32	80.44	78.56	85.75	104.91	
18-49	55.94	83.82	81.49	104.75	101.49	110.52	134.96	
25-49	50.01	73.67	73.74	94.54	91.23	103.15	125.77	
25-54	53.92	78.42	78.43	100.39	95.95	108.99	133.06	
35-64	50.10	73.08	72.57	91.12	89.73	98.95	119.92	
Teens 12-17	34.20	54.88	55.57	74.49	81.57	89.64	100.05	

Description of Methodology

Introduction

The following Description of Methodology is applicable to the data and estimates contained in the "Listener Estimates" section of this report. A more detailed description of Arbitron methodology can be found in a separate publication titled *Arbitron Radio Description of Methodology* and in other associated relevant documents, made available by Arbitron to all Arbitron syndicated Radio Report subscribers. In the event that the separate publication titled *Arbitron Radio Description of Methodology* conflicts with the "Description of Methodology" printed herein, the latter is considered the more current Description of Methodology.

The Market

1. The Market/An Arbitron Radio Market can be composed of up to three geographic areas: the Metro Survey Area (Metro), the Total Survey Area (TSA) and the Designated Market Area (DMA[®]). These areas are composed of counties and/or county equivalents (also known as sampling units). A county equivalent generally consists of an independent city or geographic split portion of a whole county. A geographic split county is defined as one or more zip codes within a county and is based on zip code information from Census 2000 data, as updated annually by Market Statistics.

a. Metro Survey Area (Metro)

The Metro Survey Area is the primary reporting area of local radio. Arbitron Radio Metros generally correspond to the federal government's Office of Management and Budget's (OMB) Metropolitan Areas. A radio Metro may deviate from its respective OMB definition due to topographical, sampling, or other considerations. The OMB updates its Metropolitan Areas every 10 years, based on the new decennial census data.

For areas that do not have an OMB-defined Metropolitan Area, Arbitron usually defines the Metro Survey Area to include the county (ies) of the majority of the local area stations' city (ies) of license. Additionally, Arbitron may consider such factors as: the historical market definition(s), local trade and commuting patterns, local radio listening patterns, and input from its subscribers.

Changes to an existing Metro definition will be considered by Arbitron upon receipt of a formal request from at least 75 percent of subscribing station owners. If there are fewer than four subscribing station owners in a market, the request must be made by all subscribing station owners for Arbitron to proceed.

Before a formal request is filed, Arbitron will provide a subscribing station owner with reports that will allow a subscriber to determine the commuting and available listenership data for existing Metro counties and any county contiguous to the current Metro. (*Complete listenership data may not be readily available for dual-city Metro redefinition requests.*)

NOTE: All existing Metro counties and all counties adjacent to existing Metro counties are subject to the Metro evaluation. The two criteria that determine whether evaluated counties are included in the Metro definition are: (i) at least 55.0 percent of listening quarter-hours from the county must be credited to existing Metro stations, and (ii) at least 15.0 percent of commuting from the county must be into the existing Metro. (*See the Arbitron Radio Description of Methodology, Chapter One, "The Market: Changes to Metro Survey Area Definitions," for further information and criteria for adjacent Metro and dual-city*

Metro redefinitions.) **Metro evaluation results are final — and automatic.** This rule applies even if the evaluation finds that one or more counties should be removed from the existing Metro. Changes in Metro geography implemented through this process will remain in effect for at least three (3) years.

b. Total Survey Area (TSA)

The TSA of an Arbitron Radio Market is designed to provide a comprehensive measure of listening to Metro-licensed radio stations. The TSA is composed of the Metro and any additional counties (or county equivalents) that meet certain criteria for inclusion.

TSA definitions are based on historical radio listening patterns and are updated biennially based on the syndicated diary data used for the most recent County Coverage study [excluding any extra sample used for Custom Survey Area Reports (CSARs)]. The specific criteria for adding, retaining, or deleting non-Metro TSA counties are outlined in a separate publication titled *Arbitron Radio Description of Methodology* and in other associated relevant documents.

c. Designated Market Area (DMA[®])

The DMA is composed of counties and/or county equivalents, and is defined and updated annually by Nielsen Media Research, Inc., based on historical television viewing patterns. A county or county equivalent is assigned exclusively to one DMA.

Arbitron reports radio listening estimates for the Top 50 DMAs (ranked on TV households) in the Radio Market Reports of all Arbitron Standard radio markets whose Metros are located within the DMA and whose names are contained in the DMA name.

Sampling & Measurement Techniques

2. Sampling Methodology/Survey sample targets are established for the Metro and, if applicable, the non-Metro TSA and/or the DMA. Sample targets are then established for each sampling unit proportional to its Persons 12+ population in the respective survey area subject to minimum sample requirements for Radio County Coverage. The amount of sample ordered is determined by dividing the sampling unit target by the expected rate of response based on previous survey (s) sample performance and other factors.

For each 12-week survey period, a new sample of telephone numbers is computer-selected for each sampling unit through the use of a systematic interval random selection technique. Listed and unlisted telephone numbers are randomly generated using the random digit dial (RDD) technique. Sample RDD numbers are generated from telephone "hundred blocks" containing at least 10 listed residential telephone numbers based on current telephone listings as provided and updated by Survey Sampling, Inc. (SSI). These qualifying hundred blocks compose the sample frame for each sampling unit. Known residential names and addresses are appended to sample telephone numbers not listed in current telephone directories. Known nonresidential telephone numbers (e.g., businesses, institutions) are excluded from the sample frame. The sample of telephone numbers is then randomly divided into approximately equal weekly groups for diary placement calling.

If a need for additional sample arises after the original sample has been selected by the computer, then such additional sample is generally selected in the same manner and from the same sample frame as the original sample.

3. Arbitron Radio Listening Diary/The Arbitron radio survey is a prealerted, telephone-placed mail survey. The survey instrument, Arbitron's seven-day

radio listening diary, is self-administered and designed to be personally maintained by all individuals 12 years of age and older (Persons 12+) in each sample household, up to a maximum of nine persons. The diary contains a varying number of questions (depending on the market/market segment) regarding socioeconomic characteristics of the survey participant (s). Bilingual (Spanish-English) diaries are provided to all survey participants in the Metro of a Hispanic-controlled market who have identified themselves as Hispanic in response to an ethnicity question or from whom ethnic information was not obtained, and to any others indicating a preference for a bilingual diary.

Premiums of varying monetary amounts are provided to encourage respondent cooperation.

4. Diary Placement and Retrieval/Initial contact with listed sample households is by mail, informing them of their selection and that an interviewer will be calling to request their cooperation in the survey. Initial contact with unlisted sample households is by telephone, when an interviewer calls to request participation in the survey.

Arbitron interviewers call selected telephone numbers to: ascertain the possibility of a media affiliation; gain consent for participation in the survey; determine the number of Persons 12+ living in the household at the time of the placement call; and, where applicable, determine the race/ethnicity and demographics of the household, including language preference (Spanish-English) of individual residents. Households with more than nine persons 12 years of age and older and media-affiliated households are ineligible for survey participation.

Interviewers are instructed to make a number of attempts to reach every telephone number in the sample. These attempts are made at different hours of the day and evening. Arbitron then sends diaries directly to consenting sample households.

In addition to follow-up by mail from Arbitron, the interviewers are directed to make further contact(s) with consenting sample households by telephone to: make sure the diaries have been received; assist members of the household in understanding the diaries' purpose; answer any questions; remind the diarykeepers to return their diaries after the survey week; and thank them for their participation in the survey.

Explicit instructions are provided to each interviewer, and validation checks are regularly conducted to help ensure that instructions are being properly followed.

Processing Techniques

5. Processing of Diaries/Arbitron makes reasonable efforts to utilize all returned diaries. However, some returned diaries are determined by Arbitron to be unusable. Among those that are unusable are diaries that Arbitron determines: are incomplete; are postmarked and/or arrive before or after established dates; or that otherwise lack essential information. The total number of in-tab diaries may differ from the sample target.

Usable diaries are prepared for computer processing in accordance with procedures listed in Arbitron diary processing manuals and in other associated relevant documents. The listening information in the diaries is then computer-entered so that certain verifications and edits can be made. These include ascription procedures, the allocation of credit for aberrated call letters, and other analyses and pre-tabulation preparations.

Determining Audience Estimates

6. Determining Audience Estimates/

a. Sample Balancing

The weighting system used by Arbitron, sample balancing, is an iterative marginal weighting technique designed to compensate for disproportionate in-tab from specified marginal classes. Marginal weighting means that in-tab diaries are weighted to represent the population for each specified marginal class. The number of geographic marginal classes (e.g., counties, county equivalents or county clusters) will vary. The number of sex/age marginal classes is generally 16. In addition, markets that are race and/or ethnically controlled are sample balanced so that in-tab diaries from the race/ethnic group are weighted to represent the population of that race/ethnic group. As a result of this cumulative weighting, a Persons-Per-Diary Value (PPDV) is determined for each in-tab diary. The PPDV is the number of persons that diary is estimated to represent.

b. Cume Persons Estimates

Station Cume Persons estimates are determined by summing the PPDVs for each diary in which a station received listening credit for the time the station is on the air within a daypart. PPDVs are summed for all diaries within the particular demographic group (e.g., Men 18-34, Persons 25-54), then rounded to hundreds.

c. Average Quarter-Hour (AQH) Persons Estimates

Station AQH Persons estimates are determined by multiplying, for each diary, the number of quarter-hours of listening to a station for the time the station is on the air within a daypart by that diary's PPDV. The result of this multiplication is summed for all diaries within the particular demographic group, then divided by the number of quarter-hours the station is on the air within the same daypart, then rounded to hundreds.

d. 4-Book and 2-Book Averages

4-Book and 2-Book Averages are applicable to Continuous Measurement and Fall/Spring markets, respectively. 4-Book and 2-Book Averages are averages of rounded audience estimates for the total demographic group and daypart for each applicable survey. A 4-Book or 2-Book Average is determined for a station if the station is reported in the applicable Radio Market Report for each survey included in the average. A zero value is used for survey(s) for which an estimate did not appear for a station reported in the Radio Market Report. A 4-Book or 2-Book Average is not shown if a station is not reported for one or more of the surveys to be averaged.

e. Rounding

Rounding occurs at various stages in the determination of audience estimates at demographic and daypart summation levels.

f. Broadcast Hours

(i) Local time differences within a market that overlaps time zones are accounted for by adjusting to the time observed by the majority of counties in the Metro of the market being measured. (ii) Only one set of sign-on/sign-off times for a station is used in determining audience estimates for a market report. Arbitron uses the sign-on/sign-off times reported for the month closest to December and the shortest broadcast day within that month as provided by the affected radio station. (iii) Audience estimates are adjusted for the station's broadcast schedule as reported to Arbitron. However, when a station changes sign-on/sign-off time(s) during an Arbitron survey period, the times used in determining audience estimates are based on

the sign-on/sign-off times in effect on the last day of the survey period as reported to Arbitron. (iv) Stations broadcasting for less than an entire reported daypart are indicated in the Radio Report by a footnote symbol next to the station's call letters or audience estimates for the applicable daypart(s). (v) Stations broadcasting for less than an entire daypart must be on the air for a minimum of four quarter-hours on each day of the applicable daypart in order to be reported in that daypart. (vi) Stations should notify Arbitron in writing of any changes in the station's sign-on/sign-off time(s) as soon as they occur but no later than the day after the last day of the survey.

g. Technical Difficulties

Generally, no adjustments are made to either diary entries or published audience estimates for periods of technical difficulty. The notation of technical difficulties in the "Special Notices" section of this report is to assist users of this report in making their own evaluation of the audience estimates. Arbitron will accept information on technical difficulties up to the day after the last day of the survey.

h. Stations on the Air Less Than 12 Weeks

No adjustments are made to the reported estimates for a station that does not broadcast for the entire survey period. Since the time a station is off the air is counted as zero listening in the 12-week average, the reported estimates for a station that is on the air less than the entire survey period could understate the audience for the time the station is on the air.

Criteria for Reporting Stations

7. Criteria for Reporting Stations/To be listed in an Arbitron Radio Market Report, a radio station must engage in systematic regular commercial broadcasting pursuant to the authority of the Federal Communications Commission (FCC) or other appropriate governmental authority. Call letter designations exceeding four characters are shortened to four characters. Generally, reported call letters are the FCC-authorized call letters in effect on the last day of the survey as reported to Arbitron. In the event a station has changed call letters during the survey period, the first call letters listed in the report are those in effect on the last day of the survey, with the station's previous call letters noted immediately below them.

Arbitron maintains a call letter history based on information provided by radio stations, the FCC and other sources. In the event of exchanges of frequencies between stations in a market, the call letters under which audience estimates are published in this report are based on Arbitron's verification and interpretation of information from various relevant sources, which include the FCC and the affected stations. Specifics regarding the above are listed in the "Special Notices" section of this report.

All radio stations, commercial and noncommercial alike, are measured using the same methodology and are included in Metro, TSA and/or DMA Totals. All commercial stations are evaluated using the Minimum Reporting Standards (MRS) as described in Paragraphs 8 and 9. Noncommercial stations are not eligible to be listed in this report and are not considered in MRS evaluations. For report qualification purposes, stations are considered commercial or noncommercial based on their status as of the last day of the survey as reported to Arbitron. Audience estimates for a station that does not meet MRS cannot be obtained in any way from the audience estimates published in this report, including the Target Listener Trends esti-

mates from prior survey periods. However, individual audience estimates for commercial stations that do not meet MRS for this report and noncommercial stations may be obtained through other Arbitron services for which the stations qualify.

8. Minimum Reporting Standards (MRS) for Nonsimulcast Stations/A commercial station that does not simulcast with another station is included in this report if it has met all of the following Minimum Reporting Standards for the Metro or, if applicable, the DMA among Persons 12+ during the Monday-Sunday 6AM-Midnight daypart for the current survey of the market:

a. The station must have received credit for five or more minutes of listening in a quarter-hour in at least 10 in-tab Metro diaries (10 in-tab DMA diaries for DMA qualification), **and**

b. The station must have a Metro Cume rating of 0.495 or greater (DMA Cume rating of 0.495 or greater for DMA qualification), **and**

c. The station must have a Metro Average Quarter-Hour rating of 0.05 or greater (DMA Average Quarter-Hour rating of 0.05 or greater for DMA qualification) for the time the station is on the air during the Monday-Sunday 6AM-Midnight daypart for the current survey of the market.

9. Minimum Reporting Standards (MRS) for Simulcast Stations/MRS for simulcast stations are generally based on the percent of quarter-hours in the Monday-Sunday 6AM-Midnight daypart (when both stations are on the air simultaneously) that the two stations simulcast for every week of the current survey:

a. 9.49 percent or less – Each station must independently meet the criteria used for nonsimulcast stations. (See Paragraph 8.)

b. 9.50 percent to 90.49 percent – If one of the two stations meets **all** MRS criteria described in Paragraph 8, the second station is included in the report if it (i) meets the criteria of Paragraphs 8(a) and (b) **and** (ii) achieves an Average Quarter-Hour rating of 0.05 or greater for any one of the four basic Monday-Friday dayparts, i.e., 6AM-10AM, 10AM-3PM, 3PM-7PM, 7PM-Midnight.

c. 90.50 percent or greater – If the combined audience of the stations is sufficient to meet all criteria of Paragraph 8, then these stations will be listed in the report even though the stations might not meet the MRS criteria if considered individually, so long as each station received a mention in at least one in-tab diary in the applicable survey area anytime during the 24-hour/7-day survey week.

10. Home and Outside Stations/Any Metro-qualifying station that is licensed to a city located within the Metro of a market, or that has requested Metro home status and is recognized under Arbitron's policies and procedures as having an acceptable alternate city identifier, is listed in the market report as a home station. However, if two stations are partially or totally simulcast and one of the two stations is a home station, both may be treated as home stations. A station can be home to only one Metro, unless a station is licensed to a Metro that is embedded in another Arbitron Metro. All other stations are classified as outside stations. For reports containing a DMA section, outside stations are further classified into: (a) outside the Metro but home to the DMA, or (b) outside the Metro and the DMA. Within each reporting classification, U.S. stations are listed alphabetically followed by non-U.S. stations listed alphabetically.

Simulcast Reporting

11. Station Information/Stations that simulcast for 9.50 percent or more during the Monday-Sunday 6AM-Midnight daypart are listed on the Station Information page in alphabetical order within Home/Outside reporting classifications (see Paragraph 10) with their simulcast partner noted in parentheses next to their call letters. Simulcast partners are further distinguished with the following indicators: * denotes 10 to 50 percent simulcasting; † denotes 51 to 90 percent simulcasting; ‡ denotes 91 to 100 percent simulcasting.

12. Special Notices/Stations that simulcast for 9.50 percent or more during the Monday-Sunday 6AM-Midnight daypart are listed in Special Notices in the "Special Notices" section of this report, along with an indication of the dayparts for which they simulcast 100 percent during the survey period, pursuant to Arbitron's simulcast guidelines. (See Page M7, "Simulcast.")

13. Station Lineup/If two stations simulcast for 9.50 percent or more during the total Monday-Sunday 6AM-Midnight daypart, the stations are reported in the following order for all dayparts: (1) For AM/FM simulcast partners, the AM station is listed in alphabetical sequence within the lineup of qualifying stations within Home/Outside reporting classification (see Paragraph 10) with its FM simulcast partner listed immediately below it; (2) For same-band simulcast partners, the stations are listed together and placed in alphabetical sequence within the lineup of qualifying stations within Home/Outside reporting classification (see Paragraph 10), based on the alphabetical position of the first simulcast partner.

Statistical Reliability

14. Sampling Error/Arbitron estimates are subject to the statistical variances associated with all surveys that use a sample of the universe and, additionally, to all of the factors described in Special Notices and Paragraph 16. Approximations of the sampling error can be developed by use of Tables A and B included herein. These tables were derived from an empirical study that employed "Jack-Knife Replication." This study, published by Arbitron, is titled *Arbitron Replication II: A Study of The Reliability of Radio Ratings*. Tables A and B produce estimates of sampling error at the one standard error (one sigma) level. However, users of this report should keep in mind that, due to the factors discussed in Paragraph 16, the reliability of Arbitron estimates, data and reports and their statistical evaluators cannot be determined to any precise mathematical value or definition.

15. Effective Sample Base (ESB)/Estimates of the Effective Sample Base indicate the size of a simple random sample (in which all diaries have equal value) that would be required to provide the same degree of reliability as the in-tab sample actually used to produce the audience estimates in the "Listener Estimates" section in this report. The statistical reliability of such estimates depends on the ESB and only indirectly on the number of diaries tabulated. Statistical reliability is also affected by factors described in Paragraph 16. Approximations of ESBs may be determined by squaring the values in Table B of this report. The Arbitron formula for estimating ESBs is based upon the empirical study referenced in Paragraph 14. This formula takes into account overlapping Metro sample designs (Embedded Metros) and differences in return rates among sampling units, the individual sex-age categories and race/ethnic groups, where

applicable. As a general rule, ESBs for all Cume estimates will be less than the number of in-tab diaries, and ESBs for all Average Quarter-Hour estimates will be larger than the ESBs for Cume estimates and may be greater than the number of in-tab diaries for the applicable demo. This is due to the intraclass correlation of the listening between quarter-hours for the various dayparts.

Limitations

16. Limitations/In addition to sources of possible error described elsewhere in this report, the user should be aware of the following limitations:

- a.** The sample is drawn from telephone households. Persons in nontelephone households are thereby excluded from the sample frame. Known commercial establishments and other known nonresidential facilities listed in directories are specifically excluded from the sample frame. Steps are taken during diary placement calling to further exclude: business or other nonresidential telephone numbers inadvertently included in the sample; residents of media-affiliated households; and group quarters residences containing 10 or more individuals 12 years of age and older. Additionally, all possible telephone listings may not be included in the directories available to Survey Sampling, Inc. when Arbitron places its sample order, which may affect the identification of qualifying telephone hundred blocks. Such excluded persons may have listening habits which differ from those included in the survey.
- b.** Effort is made to exclude households with a media affiliation. The inclusion or exclusion of such households from the sample is dependent upon information revealed by the sample household in response to Arbitron's media affiliation question at the time of the diary placement call, or at any time thereafter, or from other sources.
- c.** There may be instances where Arbitron instructions are not followed by the interviewer. Also, the interviewer may not be under the direct control of Arbitron, because independent marketing research suppliers are used by Arbitron.
- d.** Nonresponding persons may have listening habits that differ from those of respondents.
- e.** Nonresponding persons and other limitations in the original designated sample prevent the in-tab sample from being a perfect probability sample.
- f.** The sample design and/or response patterns may preclude proportional representation of certain groups within the population such as ethnic groups, racial groups, persons in certain income or education groups, or persons whose primary language is other than English. Such persons may have listening habits that differ from other persons.
- g.** The limitations in data from Market Statistics are inherent in the Arbitron estimates based thereon. The population estimates from Market Statistics used in designing and weighting the sample are based upon the decennial U.S. Census and are subject to all the limitations inherent therein. In addition, population estimates are subject to limitations such as sampling errors, errors in locating undocumented populations, and processing and recording errors. Furthermore, the sources used by Market Statistics to update populations between decennial Census dates may not include adjustments for known or unknown over- or undercounts of various segments of the population, including undocumented population groups. In addition, annual population updates may be based on the

results of sample surveys and are subject to their respective limitations.

h. Zip code information (including information supplied by diarykeepers) used to produce this report is subject to defects and limitations that are inherent in Arbitron estimates based thereon.

i. Diaries, or portions thereof, may be completed improperly if the diary instructions are not followed by diarykeepers. Such diaries may be unusable and excluded from the survey. Some diary entries may have been made on the basis of hearsay, recall, diarykeeper approximations or could have been influenced by comments made by the interviewer or others to diarykeepers.

j. Human and computer processing errors may occur before or after the diaries are received by Arbitron. Consequently, the degree of variance in the data may be greater than that expected from sampling variance alone.

k. The data upon which Arbitron has based its in-tab sample weighting, including racial or ethnic identification, may not be precise.

l. Defects and limitations found in data supplied by others are inherent in Arbitron estimates based thereon.

m. Data analysis, preprocessing preparation, ascription of the data, or postsurvey week telephone validation calls may affect diary listening entries before the data are projected. Diaries, or portions thereof, may thereby be modified or excluded from the survey. These procedures may affect the audience estimates or a station's ability to meet MRS.

n. Arbitron conducts research involving new methods of improving cooperation of diarykeepers and/or securing additional information from such persons. Occasionally, a portion of this research may be integrated with actual surveys and, if and when so done, may cause the degree of variance in the data to be greater than that expected from sampling variance alone.

o. Certain data, such as when a station was on and off the air, facilities, call letters in effect, station name claimed, format, programming, Sales Representative, network affiliation(s) and time periods when two stations were simulcast or separately programmed, are based on data supplied by stations, the FCC, industry publications or notices and/or other sources. These data may not be accurate or timely. Some of the data may affect the way certain audience estimates are determined and/or reported.

p. Situations in which stations use or have used the same call letters or frequency, or have changed call letters or frequency, may result in diarykeeper confusion in correctly identifying the station to which the listening occurred.

q. Rounding occurs at various stages in the determination of audience estimates, at demographic and daypart summation levels. Due to rounding, mathematical manipulation by the user of estimates for narrow dayparts and/or demographic groups may produce a result that may be incongruent with estimates for broader dayparts and/or demographic groups.

r. Reported trends estimates may not be comparable over time due to: methodological or operational changes; changes in survey area definitions or populations; conditions not under Arbitron's control, such as changes in station operations/facilities/special activities; or other factors.

Retention of Survey Materials

17. Retention Schedule/In-tab Arbitron diaries used for the determination of the most current estimates published in this report are retained in the form of electronic images for one year from the date on which this report was first mailed to subscribers by Arbitron. Unusable diaries and other survey materials are retained in paper format or electronic image for one year from the date on which this report was first mailed to subscribers by Arbitron. After such time, diaries and other survey materials are destroyed, pursuant to the retention policy. Subscribers to this report are reminded that any special tabulations of previously published estimates should be ordered before the end of the retention period. Similarly, subscribers to this report interested in scheduling an electronic review of the Arbitron in-tab listening diaries used for this report may do so upon proper appointment with Arbitron's Client Services department in Columbia, MD.

Special Notices

18. Special Notices/To the extent that any provisions contained in this description of methodology are inconsistent or conflict with any provision contained in the "Special Notices" section of this report, such Special Notices are deemed to supersede and/or amend this description of methodology.

Reservation of Rights

19. Reservation of Rights/Arbitron reserves the right to exercise its judgment in modifying, waiving or suspending any policy, procedure or element of methodology that would appear to Arbitron to be unreasonable, illogical or impractical in light of known conditions.

Additionally, Arbitron reserves the right not to produce Arbitron data and/or listening estimates and/or any Arbitron report(s) and/or service(s) whenever, in its judgment, insufficient data are available to meet its minimum research standards, or any event has jeopardized the reliability of the data.

Disclaimer of Warranties

20. DISCLAIMER OF WARRANTIES/ARBITRON MAKES NO WARRANTIES, EXPRESS OR IMPLIED, INCLUDING WITHOUT LIMITATION ANY WARRANTY OF MERCHANTABILITY OR FITNESS, CONCERNING: DATA GATHERED OR OBTAINED BY ARBITRON FROM ANY SOURCE; THE PRESENT OR FUTURE METHODOLOGY EMPLOYED BY ARBITRON IN PRODUCING ARBITRON DATA, ESTIMATES, REPORTS, AND/OR SOFTWARE PROGRAMS; AND/OR THE ARBITRON DATA, ESTIMATES, REPORTS, AND/OR SOFTWARE PROGRAMS PROVIDED BY THIS SERVICE. ALL ARBITRON DATA, ESTIMATES, REPORTS, AND/OR OTHER ASPECTS OF THIS SERVICE REPRESENT ONLY THE OPINION OF ARBITRON AND RELIANCE THEREON AND USE THEREOF SHALL BE AT SUBSCRIBER'S OWN RISK. ALL SOFTWARE PROGRAMS ARE PROVIDED "AS IS-WHERE IS" AND RELIANCE THEREON AND USE THEREOF SHALL BE AT SUBSCRIBER'S OWN RISK. IN NO EVENT SHALL ARBITRON BE LIABLE FOR THE FAILURE OF ANY THIRD-PARTY LICENSOR TO PROVIDE ANY DATA OR SERVICES IN CONNECTION WITH THE DATA, REPORTS, AND/OR SOFTWARE LICENSED BY ARBITRON.

Restrictions on Use of Report

21. Restrictions on Use of Report/All Arbitron radio audience estimates, together with the map contained herein, are confidential, proprietary to and copyrighted by Arbitron. They are provided to Arbitron clients pursuant to the terms of both written license agreements between Arbitron and such clients and the restrictions and limitations on use printed herein. All Arbitron audience data and estimates are for the exclusive use of Arbitron clients and their authorized representatives and may be disclosed only to advertisers, prospective advertisers and their agencies for the purpose of obtaining and retaining advertising accounts and through advertising or promotional literature. Any use of Arbitron audience data, estimates, reports, or software programs for the purpose of selling advertising time or space by or on behalf of broadcast, cable, print, Internet, or any other medium must be under the terms of a written license agreement between that medium and Arbitron specifying permitted uses. For an Arbitron client to divulge any data or estimates to a nonsubscribing station, or, unless specifically permitted by Arbitron, to lend and/or give a copy and/or a reproduction of any part of any report or Arbitron software program(s) to any nonsubscriber, including print media, advertisers and/or their agencies, constitutes a breach of the license agreement between Arbitron and client and violation of copyright law. Quotations by clients of the estimates as allowed by this section for purposes of advertising or promotion must identify Arbitron as the source and that Arbitron's data, estimates, reports, and software programs are copyrighted by Arbitron. Users of this report shall also mention that the audience estimates are subject to all qualifications and limitations stated in the Arbitron report. Arbitron recommends that the appropriate market, survey period, type of audience estimate, and applicable daypart(s) and demographic group(s) be stated (e.g., Los Angeles, Spring 2002, Metro Survey Area, Average Quarter-Hour Estimates, Monday-Sunday 6AM-Midnight, Persons 25-54.)

A subscriber to any particular report may not use the demographic data or audience estimates printed in the "Target Listener Trends" section which reference a market report to which they did not subscribe.

Neither this report, the map contained herein nor any audience estimate may be used in any manner by nonclients of Arbitron without written permission from Arbitron.

Users of audience estimates are referred to the current policies of the Federal Trade Commission relating to the use of audience estimates.

Selected Arbitron Terms

Average Quarter-Hour Persons/The estimated *average* number of persons who listened to a station for a minimum of five minutes within a reported daypart. The estimate is the average of the reported listening for the total quarter-hours the station was on the air during a reported daypart. This estimate, expressed in hundreds (00), is reported for the Metro, TSA, and DMA, where applicable.

Average Quarter-Hour Rating/The Average Quarter-Hour Persons estimate expressed as a percentage of the appropriate estimated population. This estimate is reported for the Metro and, where applicable, the DMA.

Average Quarter-Hour Share/The Average Quarter-Hour Persons estimate for a given station expressed as a percentage of the Metro Total Average Quarter-Hour Persons estimate within a reported daypart. This estimate is reported for the Metro only.

Cume Duplication/The percentage of estimated Cume Persons for one station that also listened to a second station. This estimate is reported for the Metro only.

Cume Persons/The estimated number of *different* persons who listened to a station for a minimum of five minutes in a quarter-hour within a reported daypart. (Cume estimates may also be referred to as *cumulative* or *unduplicated* estimates.) This estimate, expressed in hundreds (00), is reported for the Metro, TSA, and DMA, where applicable.

Cume Rating/The estimated number of Cume Persons expressed as a percentage of the appropriate estimated population. This estimate is reported for the Metro only.

Daypart/A time period for which audience estimates are reported (e.g., Monday-Friday, 6AM-10AM; Weekend 10AM-7PM).

Designated Market Area (DMA®)/Nielsen Media Research, Inc.'s geographic market design which defines each television market exclusive of others based on measurable viewing patterns. Every county (or county equivalent) in the United States is assigned exclusively to one DMA®.

Diary Mentions/The number of different in-tab diaries in which a station received credit for at least one quarter-hour of listening.

Diarykeeper/Any individual that Arbitron determines to be eligible to receive and is sent survey materials.

Effective Sample Base (ESB)/An estimate of the size of a simple random sample which would be required to produce the same degree of reliability (amount of sampling error) as the sample for a complex survey such as Arbitron's.

Ethnic Composition/Audience estimates for Total, Black and/or Hispanic persons expressed in hundreds (00), ratings and composition percents. Ethnic composition estimates are based on total Metro in-tab diaries and are reported for the Metro of ethnically controlled markets only if at least 30 Black and/or 30 Hispanic diaries, as appropriate, are in-tab for the Metro.

Exclusive Cume Audience/The estimated number of Cume Persons who listened to only one selected station within a reported daypart. This estimate is reported for the Metro only.

Group Quarters/For Arbitron sampling purposes, group quarters refers to living arrangements such as college dormitories, military barracks, nursing homes and prisons, *plus* dwelling units of 10 or more individuals. However, residents of college dorms, military housing, etc., are considered eligible to participate in the survey if the telephone number is assigned to a private telephone serving fewer than 10 individuals.

High-Density Area (HDA)/A zip code-defined sampling unit that may be established in a county within the Metro of an ethnically controlled market. The specific criteria for establishing, retaining, or eliminating an HDA are outlined in a separate publication titled *Arbitron Radio Description of Methodology*.

Home Station/Generally, any station licensed to a city located within a particular Arbitron radio Metro (or a reported Nielsen Media Research, Inc. DMA). A station that is not licensed to a city within an Arbitron radio Metro may be granted "home" status, if it meets certain criteria. (See Page M4, Paragraph 10.)

In-Tab Sample/The number of usable diaries tabulated in producing the report.

Listed Sample/Sample telephone numbers for which names and mailable addresses are published in telephone directories.

Listening Locations/Locations for which audience estimates are reported (At Home, In Car, At Work, Other).

Metro In-Tab/Target Index/The ratio of the number of Metro in-tab diaries to the Metro sample target, generally expressed as a whole number.

Metro Survey Area (Metro)/The primary reporting area for local radio. Metro Survey Area definitions generally correspond to the federal government's Office of Management and Budget's (OMB) Metropolitan Areas, subject to exceptions dictated by historical industry usage or other marketing considerations as determined by Arbitron.

Metro Totals or DMA Totals/Total reported listening to radio in the Metro or DMA (could refer to AQH or Cume estimates). Includes listening to reported stations, nonqualifying commercial stations, noncommercial stations, cable-only stations, and unidentified stations.

Minimum Reporting Standards (MRS)/Criteria used to determine which stations qualify to be listed in this report. (See Page M4, Paragraphs 8-9.)

Outside Station/A station that is not "home" to a particular Metro and/or DMA. (See "Home Station.")

Persons-Per-Diary Value (PPDV)/The numerical value assigned to each in-tab diary for the purpose of projecting audience estimates to the entire 12+ population in a market. The PPDV reflects the number of persons in the geographic/sex/age/ethnic (if applicable) group represented by each in-tab diary after sample balancing has been performed.

Rating/(See "Average Quarter-Hour Rating" and "Cume Rating.")

Respondents/Sampled persons who provide information in response to survey questions.

Response Rate/The ratio of in-tab diaries to the Estimated Persons in Usable Households, generally expressed as a percentage.

Sample Frame/The universe from which potential respondent households are randomly selected. The sample frame for Arbitron radio surveys is designed to include households with telephones.

Sample Target/The number of diaries that is the in-tab sample size objective for a particular survey area.

Sampling Unit/A geographic area consisting of a county or county equivalent (e.g., geographic or ethnic split county, or independent city) for which sample is separately selected and monitored.

Share/(See "Average Quarter-Hour Share.")

Simulcast/The simultaneous broadcast of one station's total and uninterrupted broadcast flow by a second station without variation, except that the two stations may simultaneously air separate commercials or public-service announcements and identify their respective call letters, frequency, Station Name, and/or City Identifier. *Note:* The simultaneous broadcast of programming from a third party (such as a network or syndicator) by stations that have no business relationship with one another will generally not be considered a simulcast.

Split County/A portion of a county, consisting of one or more zip codes, that is recognized as a separate sampling unit for purposes of survey area definition or more discrete sample control.

Technical Difficulty (TD)/Time period(s) of five or more consecutive minutes during the survey period for which a station listed in this report notified Arbitron in writing of: reduced power; intermittent power; signal interference; or times the station was off the air within the station's authorized broadcast day.

Time Spent Listening (TSL)/An estimate of the amount of time the average listener spent with a station (or total radio) during a particular daypart. This estimate, expressed in hours and minutes, is reported for the Metro only.

Total Survey Area (TSA)/A geographic area that includes the Metro Survey Area and may include additional counties (or county equivalents).

Unlisted Sample/Sample telephone numbers for which names and mailable addresses are not published in telephone directories and may or may not be known prior to placement calling.

Unusable Diaries/Returned diaries determined by Arbitron to be unusable according to established criteria.

Unusable Sample/Telephone numbers in the originally selected sample determined by Arbitron to be ineligible for survey participation for reason(s) which include telephone numbers that are disconnected, nonresidential listings, or assigned to households of 10 or more persons age 12 and older; or telephone numbers that belong to those who volunteer that they reside in group quarters or state that a member of the household is media affiliated (in accordance with Arbitron's definition).

Metro Market Profile Sources

PRIZM®

PRIZM is a market segmentation system developed by Claritas, Inc. to help marketers target consumers and profile markets and audiences by lifestyle. Claritas analyzes key demographic characteristics from the U.S. Census and hundreds of millions of actual consumer purchase records to classify each neighborhood in the U.S. into one of 62 distinct PRIZM clusters. Among the characteristics analyzed are income, value and type of housing, marital status, presence and ages of children in a household, ethnicity, urban-suburban-town-rural location, age, sex, occupation, level of education, as well as new car registrations, magazine subscriptions, real estate transactions, and financial data. Claritas updates PRIZM annually.

The 62 unique PRIZM clusters are organized into 15 broader social groups. Each group is identified by a group code which denotes a basic neighborhood type. (U1-U3 groups are Metro Urban; C1-C3 groups are 2nd City; S1-S3 groups are Metro Suburb; T1-T3 groups are Small Town; and R1-R3 groups are Rural.) When linked to market and radio measurement data, this geodemographic model produces descriptive audience information.

Each PRIZM group's composition in this Metro for Persons 12+ is compared to the group's national composition. The Index of Concentration compares the Metro's composition with the national composition for each PRIZM group. An index of 100 indicates that the Metro has the same percent concentration as that of the nation. An index of 200 means that the Metro's composition is twice that of the nation.

For more information about PRIZM, please call (703) 812-2700. PRIZM is a registered trademark of Claritas, Inc.

Metro Census Data

Market Statistics has furnished Household Data, Group Quarters Populations, Retail Sales and Employer Industries Data to Arbitron for the Winter 2002 Metro definition. All data are based on the 1990 Census. For further information, contact your Arbitron representative.

1. Total Households are based on 1990 Census data, updated to 1/1/02.

2. Households by Income is grouped into eight discrete income categories. The income reported represents Money Income as defined by the U.S. Census Bureau. Households by Income is shown for total Metro households (1990 Census-based, updated to 1/1/02).

3. Value of Owner-Occupied Housing Units are 1990 Census data. These data include single-family condominiums, and exclude mobile homes, housing units located on 10 or more acres, housing units located on commercial property, and two housing units sharing the same address. The base for the Metro Percent is 1990 Census metro housing units which includes total housing units.

4. Monthly Gross Rent of Renter-Occupied Housing Units are 1990 Census data in six monthly contract groups. Median rent is shown for total rented units in this Metro. These data exclude no-cash rental units. The base for the Metro Percent is 1990 Census metro housing units which includes total housing units.

5. Household Size categories are for Persons 0+. These categories are based on 1990 Census data, updated to 1/1/02.

6. Seasonal Housing Units are defined as housing units used or intended for use only during certain seasons of the year, and are not included in the total household base (1990 Census). The Metro Percent is 1990 Census total metro housing units (occupied and unoccupied).

7. Education represents the educational attainment of Persons 25+ in the Metro (1990 Census).

8. Colleges and Universities enrollment is taken from the most current available survey of colleges and universities conducted by the National Center for Education Statistics. Only students enrolled in an accredited degree program are included in the enrollment figures. Percentages for the full-time enrollment are based on total enrollment.

9. Occupation data are 1990 Census data and represent the number of Persons 16+ that are employed in each of six occupation categories. Percentages are based on 1990 Census total metro employed Persons 16+.

10. Farm Population data are 1990 Census data for total Persons 0+ living on a farm within the Metro definition.

11. Transportation to Work data are 1990 Census data for total metro employed Persons 16+ who work away from home.

12. Average Travel Time to Work data are 1990 Census data for total metro employed Persons 16+ who work away from home.

13. Car Ownership by Household data are distributed into four Car Ownership categories. Percentages are based on total 1/1/02 household estimates.

Magazine and Newspaper Circulation

Magazine and newspaper circulation data, as of May 2002, were obtained from the Audit Bureau of Circulations' Data Bank Service, 900 North Meacham Road, Schaumburg, IL 60173, (847) 605-0909, and are copyright 2001, Audit Bureau of Circulations (ABC). Unauthorized copying or reprinting of this information is prohibited.

Newspaper circulation figures represent average estimated paid circulation reported to and covered by the latest available Audit Report. Reported publications are listed in Metro circulation order up to a maximum of 35 newspapers. Arbitron may have adjusted the ABC Newspaper Circulation data for Metros comprised of a portion of one or more counties, to reflect as closely as possible the newspapers' circulation in the Arbitron-defined Metro area. Note that any adjusted data may not represent the newspaper's total circulation. Magazine circulation data are the latest paid circulation for a single issue.

Passenger Car Registrations

The Metro Share of New Private Passenger Car Registrations is supplied by R. L. Polk and Company. Polk prepares monthly reports (actual counts) of new cars registered in each state. Percentages are listed for American car manufacturers and the five leading imports. The top imports are determined through nationwide ranking. Fleet, other commercial or government registrations are not included. Further automotive statistical information may be obtained from R. L. Polk and Company, 26955 Northwestern Highway, Southfield, MI 48034, (248) 728-7000.

More information on Metro Market Profile Sources, including limitations for each service, can be obtained by contacting the individual services.

Methodology: Arbitron 2002 Radio Market Survey Schedule

METRO MKT RANK	MARKET	WINTER 02	SPRING 02	SUMMER 02	FALL 02
229	Abilene, TX		C		C
73	Akron	■	■	■	■
259	Albany, GA		C		C
61	Albany-Schenectady-Troy	■	■	■	■
71	Albuquerque	■	■	■	■
212	Alexandria, LA		C		C
69	Allentown-Bethlehem	■	■	■	■
251	Altoona		•		•
191	Amarillo, TX		C		C
175	Anchorage		•		•
145	Ann Arbor		•		•
136	Appleton-Oshkosh		•		•
183	Asheville		•		•
11	Atlanta	■	■	■	■
139	Atlantic City-Cape May		•		•
109	Augusta, GA		•		•
258	Augusta-Waterville, ME		C		C
42	Austin	■	■	■	■
87	Bakersfield	■	■	■	■
20	Baltimore	■	■	■	■
211	Bangor		•		•
83	Baton Rouge	■	■	■	■
250	Battle Creek, MI		C		C
132	Beaumont-Port Arthur, TX		C		C
278	Beckley, WV		C		C
251	Billings, MT		C		C
135	Biloxi-Gulfport-Pascagoula, MS		•		•
176	Binghamton		•		•
57	Birmingham	■	■	■	■
272	Bismarck, ND		C		C
218	Blacksburg-Christiansburg-Radford-Pulaski, VA		C		C
234	Bloomington		•		•
266	Bluefield, WV		C		C
121	Boise		•		•
9	Boston	■	■	■	■
205	Bowling Green, KY		C		C
118	Bridgeport		•		•
282	Brunswick, GA		C		C
230	Bryan-College Station, TX		C		C
50	Buffalo-Niagara Falls	■	■	■	■
138	Burlington-Plattsburgh		•		•
127	Canton		•		•
182	Cape Cod, MA		C		C
283	Casper, WY		C		C
206	Cedar Rapids		•		•
210	Champaign, IL		C		C
88	Charleston, SC	■	■	■	■
174	Charleston, WV		•		•
37	Charlotte-Gastonia-Rock Hill	■	■	■	■
223	Charlottesville, VA		C		C
104	Chattanooga	■	■	■	■
279	Cheyenne, WY		C		C
3	Chicago	■	■	■	■
198	Chico, CA		C		C
26	Cincinnati	■	■	■	■
200	Clarksville-Hopkinsville, TN-KY		C		C

METRO MKT RANK	MARKET	WINTER 02	SPRING 02	SUMMER 02	FALL 02
25	Cleveland	■	■	■	■
96	Colorado Springs	■	■	■	■
249	Columbia, MO		C		C
90	Columbia, SC	■	■	■	■
178	Columbus, GA		•		•
35	Columbus, OH	■	■	■	■
254	Columbus-Starkville-West Point, MS		C		C
271	Cookeville, TN		C		C
134	Corpus Christi		•		•
5	Dallas-Ft. Worth	■	■	■	■
196	Danbury, CT		C		C
58	Dayton	■	■	■	■
95	Daytona Beach		•		•
261	Decatur, IL		C		C
22	Denver-Boulder	■	■	■	■
91	Des Moines	■	■	■	■
10	Detroit	■	■	■	■
188	Dothan, AL		C		C
228	Dubuque, IA		C		C
220	Duluth-Superior		•		•
240	Eau Claire, WI		C		C
243	Elizabeth City-Nags Head, NC		C		C
207	Elmira-Corning, NY		C		C
77	El Paso	■	■	■	■
161	Erie		•		•
143	Eugene-Springfield		•		•
155	Evansville		•		•
215	Fargo-Moorhead		•		•
126	Fayetteville, NC		•		•
150	Fayetteville (Northwest Arkansas)		C		C
157	Flagstaff-Prescott, AZ		C		C
124	Flint		•		•
204	Florence, SC		C		C
242	Florence-Muscle Shoals, AL		C		C
130	Ft. Collins-Greeley, CO		C		C
70	Ft. Myers-Naples-Marco Island		•		•
115	Ft. Pierce-Stuart-Vero Beach		•		•
173	Ft. Smith, AR		C		C
217	Ft. Walton Beach, FL		C		C
102	Ft. Wayne		•		•
203	Frederick, MD		C		C
165	Fredericksburg	■	■	■	■
68	Fresno	■	■	■	■
86	Gainesville-Ocala		•		•
273	Grand Forks, ND-MN		C		C
257	Grand Junction, CO		C		C
66	Grand Rapids	■	■	■	■
280	Great Falls, MT		C		C
186	Green Bay		•		•
43	Greensboro-Winston Salem-High Point	■	■	■	■
84	Greenville-New Bern-Jacksonville	■	■	■	■
59	Greenville-Spartanburg	■	■	■	■

METRO MKT RANK	MARKET	WINTER 02	SPRING 02	SUMMER 02	FALL 02
167	Hagerstown-Chambersburg-Waynesboro, MD-PA		C		C
78	Harrisburg-Lebanon-Carlisle	■	■	■	■
263	Harrisonburg, VA		C		C
49	Hartford-New Britain-Middletown	■	■	■	■
62	Honolulu	■	■	■	■
7	Houston-Galveston	■	■	■	■
151	Huntington-Ashland		•		•
117	Huntsville	■	■	■	■
40	Indianapolis	■	■	■	■
270	Ithaca, NY		C		C
122	Jackson, MS	■	■	■	■
275	Jackson, TN		C		C
52	Jacksonville	■	■	■	■
100	Johnson City-Kingsport-Bristol	■	■	■	■
181	Johnstown		•		•
276	Jonesboro, AR		C		C
230	Joplin, MO		C		C
180	Kalamazoo		•		•
29	Kansas City	■	■	■	■
154	Killeen-Temple, TX		C		C
72	Knoxville	■	■	■	■
233	Lafayette, IN		•		•
98	Lafayette, LA		•		•
213	Lake Charles, LA		C		C
101	Lakeland-Winter Haven		•		•
113	Lancaster		•		•
119	Lansing-East Lansing	■	■	■	■
214	Laredo, TX		C		C
41	Las Vegas	■	■	■	■
216	Laurel-Hattiesburg, MS		C		C
265	Lawton, OK		C		C
268	Lewisiston-Auburn, ME		C		C
103	Lexington-Fayette		•		•
237	Lima, OH		C		C
172	Lincoln		•		•
85	Little Rock	■	■	■	■
2	Los Angeles	■	■	■	■
55	Louisville	■	■	■	■
179	Lubbock		•		•
153	Macon		•		•
97	Madison	■	■	■	■
189	Manchester		•		•
260	Mankato-New Ulm-St. Peter, MN		C		C
226	Marion-Carbondale (Southern Illinois)		C		C
277	Mason City, IA		C		C
64	McAllen-Brownsville-Harlingen		•		•
241	Meadville-Franklin, PA		C		C
208	Medford-Ashland, OR		C		C
99	Melbourne-Titusville-Cocoa		■		■
47	Memphis	■	■	■	■
192	Merced, CA		C		C
281	Meridian, MS		C		C

NOTE/Metro ranks listed above are based on Spring 2002 market definitions. The survey frequency of some markets may change.

■ denotes Continuous Measurement Markets
 • denotes Standard Radio Market Report
 C denotes Condensed Radio Market Report

Methodology: Arbitron 2002 Radio Market Survey Schedule

METRO MKT RANK	MARKET	WINTER 02	SPRING 02	SUMMER 02	FALL 02
12	Miami-Ft. Lauderdale-Hollywood	■	■	■	■
36	Middlesex-Somerset-Union	■	■	■	■
33	Milwaukee-Racine	■	■	■	■
16	Minneapolis-St. Paul	■	■	■	■
92	Mobile	■	■	■	■
123	Modesto		•		•
51	Monmouth-Ocean		•		•
244	Monroe, LA		C		C
75	Monterey-Salinas-Santa Cruz	■	■	■	■
147	Montgomery		•		•
193	Morgantown-Clarksburg-Fairmont, WV		C		C
111	Morristown, NJ		C		C
221	Muskegon, MI		C		C
166	Myrtle Beach, SC		C		C
45	Nashville	■	■	■	■
18	Nassau-Suffolk (Long Island)	■	■	■	■
170	New Bedford-Fall River, MA		C		C
105	New Haven		•		•
171	New London, CT		C		C
44	New Orleans	■	■	■	■
1	New York	■	■	■	■
148	Newburgh-Middletown, NY (Mid-Hudson Valley)		C		C
38	Norfolk-Virginia Beach-Newport News	■	■	■	■
185	Odessa-Midland, TX		C		C
53	Oklahoma City	■	■	■	■
74	Omaha-Council Bluffs	■	■	■	■
39	Orlando	■	■	■	■
114	Oxnard-Ventura		•		•
159	Palm Springs, CA		C		C
239	Panama City, FL		C		C
236	Parkersburg-Marietta, WV-OH		C		C
125	Pensacola		•		•
142	Peoria		•		•
6	Philadelphia	■	■	■	■
15	Phoenix	■	■	■	■
23	Pittsburgh	■	■	■	■
163	Portland, ME		•		•
24	Portland, OR	■	■	■	■
120	Portsmouth-Dover-Rochester		•		•
160	Poughkeepsie, NY		C		C
34	Providence-Warwick-Pawtucket	■	■	■	■
246	Pueblo		•		•
13	Puerto Rico	■	■	■	■
137	Quad Cities (Davenport-Rock Island-Moline)		•		•
46	Raleigh-Durham	■	■	■	■
264	Rapid City, SD		C		C
133	Reading, PA		C		C
225	Redding, CA		C		C
128	Reno		•		•
56	Richmond	■	■	■	■
28	Riverside-San Bernardino	■	■	■	■

METRO MKT RANK	MARKET	WINTER 02	SPRING 02	SUMMER 02	FALL 02
110	Roanoke-Lynchburg		•		•
227	Rochester, MN		C		C
54	Rochester, NY	■	■	■	■
152	Rockford		•		•
27	Sacramento	■	■	■	■
129	Saginaw-Bay City-Midland		•		•
219	St. Cloud, MN		C		C
19	St. Louis	■	■	■	■
149	Salisbury-Ocean City		•		•
32	Salt Lake City-Ogden-Provo	■	■	■	■
269	San Angelo, TX		C		C
30	San Antonio	■	■	■	■
17	San Diego	■	■	■	■
4	San Francisco	■	■	■	■
31	San Jose	■	■	■	■
169	San Luis Obispo, CA		C		C
199	Santa Barbara, CA		C		C
235	Santa Fe, NM		C		C
202	Santa Maria-Lompoc, CA		C		C
112	Santa Rosa		•		•
80	Sarasota-Bradenton		•		•
158	Savannah		•		•
14	Seattle-Tacoma	■	■	■	■
274	Sebring, FL		C		C
262	Sheboygan, WI		C		C
131	Shreveport	■	■	■	■
255	Sioux City, IA		C		C
168	South Bend		•		•
94	Spokane	■	■	■	■
201	Springfield, IL		C		C
82	Springfield, MA	■	■	■	■
144	Springfield, MO		•		•
141	Stamford-Norwalk, CT		C		C
245	State College, PA		C		C
89	Stockton		•		•
247	Sussex, NJ		C		C
78	Syracuse	■	■	■	■
162	Tallahassee		•		•
21	Tampa-St. Petersburg-Clearwater	■	■	■	■
197	Terre Haute		•		•
253	Texarkana, TX-AR		C		C
81	Toledo	■	■	■	■
187	Topeka		•		•
190	Traverse City-Petoskey, MI		C		C
140	Trenton, NJ		C		C
209	Tri-Cities, WA (Richland-Kennewick-Pasco)		C		C
63	Tucson	■	■	■	■
65	Tulsa	■	■	■	■
184	Tupelo, MS		C		C
222	Tuscaloosa, AL		C		C
145	Tyler-Longview, TX		C		C
156	Utica-Rome		•		•
108	Visalia-Tulare-Hanford		•		•
193	Waco, TX		C		C

METRO MKT RANK	MARKET	WINTER 02	SPRING 02	SUMMER 02	FALL 02
8	Washington, DC	■	■	■	■
237	Waterloo-Cedar Falls		•		•
267	Watertown, NY		C		C
164	Wausau-Stevens Point, WI (Central WI)		C		C
48	West Palm Beach-Boca Raton	■	■	■	■
60	Westchester	■	■	■	■
232	Wheeling		•		•
93	Wichita	■	■	■	■
248	Wichita Falls, TX		C		C
67	Wilkes Barre-Scranton	■	■	■	■
255	Williamsport, PA		C		C
76	Wilmington, DE		•		•
177	Wilmington, NC		•		•
224	Winchester, VA		C		C
116	Worcester		•		•
193	Yakima, WA		C		C
106	York	■	■	■	■
107	Youngstown-Warren		•		•

NOTE/Metro ranks listed above are based on Spring 2002 market definitions. The survey frequency of some markets may change.

■ — denotes Continuous Measurement Markets
 • — denotes Standard Radio Market Report
 C — denotes Condensed Radio Market Report

2002 Arbitron Qualitative Delivery Schedule

Scarborough 2002 Release Schedule

Market Name	Release 1	Release 2
Albany, NY	05/02/02	10/31/02
Albuquerque, NM	06/06/02	12/05/02
Atlanta, GA	04/25/02	10/24/02
Austin, TX	06/06/02	12/05/02
Baltimore, MD	06/06/02	12/05/02
Birmingham, AL	05/30/02	11/29/02
Boston, MA	06/06/02	12/05/02
Buffalo, NY	06/13/02	12/12/02
Charleston, WV	07/11/02	01/23/03
Charlotte, NC	05/23/02	11/21/02
Chicago, IL	05/23/02	11/21/02
Cincinnati, OH	06/06/02	12/05/02
Cleveland, OH	05/23/02	11/21/02
Columbus, OH	06/13/02	12/12/02
Dallas, TX	05/09/02	11/07/02
Dayton, OH	06/20/02	12/19/02
Denver, CO	05/09/02	11/07/02
Des Moines, IA	05/30/02	11/29/02
Detroit, MI	04/11/02	10/10/02
El Paso, TX	05/09/02	11/07/02
Flint, MI	07/11/02	01/23/03
Fort Myers, FL	04/18/02	10/17/02
Fresno, CA	04/11/02	10/10/02
Grand Rapids, MI	06/20/02	12/19/02
Greensboro, NC	06/27/02	01/09/03
Greenville, SC	06/27/02	01/09/03
Harrisburg, PA	07/05/02	01/16/03
Hartford, CT	05/09/02	11/07/02
Honolulu, HI	06/20/02	12/19/02
Houston, TX	05/16/02	11/14/02
Indianapolis, IN	05/02/02	10/31/02
Jacksonville, FL	06/27/02	01/09/03
Kansas City, MO	05/23/02	11/21/02
Knoxville, TN	07/11/02	01/23/03
Las Vegas, NV	06/13/02	12/12/02
Lexington, KY	07/05/02	01/16/03
Los Angeles, CA	04/11/02	10/10/02
Louisville, KY	07/05/02	01/16/03
Memphis, TN	07/05/02	01/16/03
Miami, FL	04/25/02	10/24/02
Milwaukee, WI	04/25/02	10/24/02
Minneapolis, MN	04/18/02	10/17/02
Mobile, AL	05/02/02	10/31/02
Nashville, TN	04/25/02	10/24/02
New Orleans, LA	07/05/02	01/16/03
New York, NY	05/16/02	11/14/02
Norfolk, VA	07/05/02	01/16/03
Oklahoma City, OK	07/11/02	01/23/03
Orlando, FL	04/18/02	10/17/02
Philadelphia, PA	05/02/02	10/31/02
Phoenix, AZ	04/11/02	10/10/02
Pittsburgh, PA	05/30/02	11/29/02
Portland, OR	05/23/02	11/21/02
Providence, RI	06/27/02	01/09/03
Raleigh-Durham, NC	06/20/02	12/19/02
Richmond, VA	07/18/02	01/30/03
Roanoke, VA	05/02/02	10/31/02
Rochester, NY	04/25/02	10/24/02
Sacramento, CA	05/16/02	11/14/02
Salt Lake City, UT	05/09/02	11/07/02

(continued)

Scarborough 2002 Release Schedule (continued)

Market Name	Release 1	Release 2
San Antonio, TX	04/11/02	10/10/02
San Diego, CA	04/11/02	10/10/02
San Francisco, CA	05/09/02	11/07/02
Seattle, WA	05/23/02	11/21/02
Spokane, WA	06/06/02	12/05/02
St. Louis, MO	04/18/02	10/17/02
Syracuse, NY	07/11/02	01/23/03
Tampa, FL	04/18/02	10/17/02
Toledo, OH	07/18/02	01/30/03
Tucson, AZ	04/18/02	10/17/02
Tulsa, OK	05/30/02	11/29/02
Washington, DC	05/30/02	11/29/02
West Palm Beach, FL	05/02/02	10/31/02
Wichita, KS	04/25/02	10/24/02
Wilkes-Barre, PA	06/27/02	01/09/03

RetailDirect 2002 Release Schedule

Market Name	2002 Release 1	2002 Release 2
Allentown-Bethlehem, PA	01/31/02	08/12/02
Atlantic City-Cape May, NJ	06/18/02	12/30/02
Bakersfield, CA	05/30/02	11/18/02
Baton Rouge, LA	02/25/02	09/06/02
Charleston, SC	01/31/02	09/06/02
Chattanooga, TN	06/18/02	12/30/02
Colorado Springs, CO	02/25/02	09/06/02
Evansville, IN	04/29/02	10/21/02
Ft. Wayne, IN	12/27/01	08/12/02
Gainesville-Ocala, FL	04/29/02	10/21/02
Greenville-New Bern- Jacksonville, NC	06/18/02	12/30/02
Huntsville, AL	04/29/02	10/21/02
Lafayette, LA	04/29/02	10/21/02
Little Rock, AR	12/27/01	08/12/02
Lubbock, TX	06/18/02	12/30/02
Macon, GA	04/29/02	
Monterey-Salinas- Santa Cruz, CA	05/30/02	11/18/02
Omaha-Council Bluffs, NE-IA	02/25/02	09/06/02
Palm Springs, CA	04/29/02	
Rockford, IL	01/31/02	
Santa Barbara, CA	04/29/02	
Springfield, MA	01/31/02	08/12/02
Springfield, MO	02/25/02	09/06/02
Youngstown-Warren, OH	05/30/02	11/18/02

Local Market Qualitative

Arbitron gathers information that describes consumers' demographic, socioeconomic, and lifestyle characteristics, as well as purchase intentions in over 260 markets. Arbitron provides three qualitative services tailored to fit specific market size and marketing requirements: Scarborough caters to large markets, RetailDirect is available in medium markets, and the Qualitative Diary Service is offered in smaller markets ranked 100+. Each service profiles a market, the consumers and the media choices in terms of key characteristics. The three services cover the major retail and media usage categories in almost any area.

A comprehensive listing of the products and categories covered by each local market qualitative service is available online at:

http://www.arbitron.com/radio_stations/home.htm (click on "Local Market Qualitative")

2002 Arbitron Qualitative Delivery Schedule

2002 Qualitative Diary Markets*

<p>Abilene, TX Albany, GA Alexandria, LA Altoona, PA</p> <p>Amarillo, TX Anchorage, AK Ann Arbor, MI Appleton-Oshkosh, WI</p> <p>Asheville, NC Augusta, GA Augusta-Waterville, ME Bangor, ME</p> <p>Battle Creek, MI Beaumont-Port Arthur, TX Beckley, WV Billings, MT</p> <p>Biloxi-Gulfport-Pascagoula, MS Binghamton, NY Bismarck, ND Blacksburg-Christiansburg-Radford-Pulaski, VA (a.k.a. New River Valley)</p> <p>Bloomington, IL Bluefield, WV Boise, ID Bowling Green, KY</p> <p>Brunswick, GA Bryan-College Station, TX Burlington-Plattsburgh, VT-NY Canton, OH</p> <p>Cape Cod, MA Casper, WY Cedar Rapids, IA Champaign, IL</p> <p>Charlottesville, VA Cheyenne, WY Chico, CA Clarksville-Hopkinsville, TN-KY</p> <p>Columbia, MO Columbia, SC Columbus, GA Columbus-Starkville-West Point, MS</p> <p>Cookeville, TN Corpus Christi, TX Daytona Beach, FL Decatur, IL</p> <p>Dothan, AL Dubuque, IA Duluth-Superior, MN-WI Eau Claire, WI</p> <p>Elizabeth City-Nags Head, NC Elmira-Corning, NY Erie, PA Eugene-Springfield, OR</p> <p>Fargo-Moorhead, ND-MN Fayetteville (Northwest Arkansas), AR Fayetteville, NC Flagstaff-Prescott, AZ</p> <p>Florence, SC Florence-Muscle Shoals, AL Ft. Collins-Greeley, CO Ft. Smith, AR</p>	<p>Ft. Walton Beach, FL Grand Forks, ND-MN Grand Junction, CO Great Falls, MT</p> <p>Green Bay, WI Hagerstown-Chambersburg-Waynesboro, MD-PA Harrisonburg, VA Huntington-Ashland, WV-KY</p> <p>Ithaca, NY Jackson, MS Jackson, TN Johnson City-Kingsport-Bristol, TN-VA</p> <p>Johnstown, PA Jonesboro, AR Joplin, MO Kalamazoo, MI</p> <p>Killeen-Temple, TX Lafayette, IN Lake Charles, LA Lakeland-Winter Haven, FL</p> <p>Lansing-East Lansing, MI Laredo, TX Laurel-Hattiesburg, MS Lawton, OK</p> <p>Lewiston-Auburn, ME Lima, OH Lincoln, NE Macon, GA</p> <p>Madison, WI Manchester, NH Mankato-New Ulm-St. Peter, MN Marion-Carbondale, IL (Southern Illinois)</p> <p>Mason City, IA McAllen-Brownsville-Harlingen, TX Meadville-Franklin, PA Medford-Ashland, OR</p> <p>Melbourne-Titusville-Cocoa, FL Merced, CA Meridian, MS Modesto, CA</p> <p>Monroe, LA Montgomery, AL Morgantown-Clarksburg-Fairmont, WV Muskegon, MI</p> <p>Myrtle Beach, SC New London, CT Newburgh-Middletown (Mid-Hudson Valley), NY Odessa-Midland, TX</p> <p>Oxnard-Ventura, CA Panama City, FL Parkersburg-Marietta, WV-OH Peoria, IL</p> <p>Portland, ME Portsmouth-Dover-Rochester, NH Poughkeepsie, NY Pueblo, CO</p> <p>Puerto Rico Quad Cities (Davenport-Rock Island-Moline), IA-IL Rapid City, SD Reading, PA</p>	<p>Redding, CA Reno, NV Rochester, MN Salisbury-Ocean City, MD</p> <p>San Angelo, TX San Luis Obispo, CA Santa Fe, NM Santa Maria-Lompoc, CA</p> <p>Savannah, GA Sebring, FL Sheboygan, WI† Shreveport, LA</p> <p>Sioux City, IA South Bend, IN Springfield, IL Springfield, MO</p> <p>St. Cloud, MN State College, PA Stockton, CA Sussex, NJ</p> <p>Tallahassee, FL Terre Haute, IN Texarkana, TX-AR Topeka, KS</p> <p>Traverse City-Petoskey, MI (formerly Northwest MI) Tri-Cities, WA (Richland-Kennewick-Pasco) Tupelo, MS Tuscaloosa, AL</p> <p>Tyler-Longview, TX Utica-Rome, NY Visalia-Tulare-Hanford, CA Waco, TX</p> <p>Waterloo-Cedar Falls, IA Watertown, NY Wausau-Stevens Point (Central Wisconsin), WI Wheeling, WV</p> <p>Wichita Falls, TX Williamsport, PA Wilmington, DE Wilmington, NC</p> <p>Winchester, VA Worcester, MA Yakima, WA</p>
--	---	---

* The qualitative information is delivered through MaxiMiSer at the same time as the ratings data for these markets. † Begins Spring 2002.

Arbitron 2002 Summer Delivery Schedule

Market	May-Jun-Jul Arbitrends		Jun-Jul-Aug Arbitrends		Summer Arbitrends		Advance Ratings**		MaximiSer®/Media Professional™		Market Report	TAPSCAN®	
	Date	Time*	Date	Time*	Date	Time*	Date	Time*	ADE	Mail	Mail Date	Date	
Akron	Aug 19	2:30PM LMT	Sep 17	2:30PM	Oct 15	11:30AM	Oct 15	2:30PM	Oct 17	11:30AM	Oct 18	Oct 21	Oct 22
Albany-Schenectady-Troy	Aug 27	10:00AM LMT	Sep 25	10:00AM	Oct 23	10:00AM	Oct 23	1:00PM	Oct 25	10:00AM	Oct 28	Oct 29	Oct 30
Albuquerque	Aug 30	2:00PM LMT	Sep 30	12:30PM	Oct 24	2:00PM	Oct 24	5:00PM	Oct 28	2:00PM	Oct 29	Oct 30	Oct 31
Allentown-Bethlehem	Aug 19	4:00PM LMT	Sep 17	4:00PM	Oct 15	1:00PM	Oct 15	4:00PM	Oct 17	1:00PM	Oct 18	Oct 21	Oct 22
Atlanta	Aug 23	10:00AM LMT	Sep 23	10:00AM	Oct 18	1:00PM	Oct 18	4:00PM	Oct 22	1:00PM	Oct 23	Oct 24	Oct 25
Austin	Aug 30	12:00PM LMT	Sep 30	10:30AM	Oct 28	1:30PM	Oct 28	4:30PM	Oct 30	1:30PM	Oct 31	Nov 01	Nov 04
Bakersfield	Aug 30	10:00AM LMT	Sep 30	1:00PM	Oct 25	11:30AM	Oct 25	2:30PM	Oct 29	11:30AM	Oct 30	Oct 31	Nov 01
Baltimore	Aug 20	11:30AM LMT	Sep 18	11:30AM	Oct 16	11:30AM	Oct 16	2:30PM	Oct 18	11:30AM	Oct 21	Oct 22	Oct 23
Baton Rouge	Aug 30	1:30PM LMT	Sep 30	1:30PM	Oct 29	10:30AM	Oct 29	1:30PM	Oct 31	10:30AM	Nov 01	Nov 04	Nov 05
Birmingham	Aug 28	12:00PM LMT	Sep 26	9:00AM	Oct 24	9:00AM	Oct 24	12:00PM	Oct 28	9:00AM	Oct 29	Oct 30	Oct 31
Boston	Aug 19	1:00PM LMT	Sep 17	1:00PM	Oct 15	10:00AM	Oct 15	1:00PM	Oct 17	10:00AM	Oct 18	Oct 21	Oct 22
Buffalo-Niagara Falls	Aug 22	10:00AM LMT	Sep 19	2:30PM	Oct 17	1:00PM	Oct 17	4:00PM	Oct 21	1:00PM	Oct 22	Oct 23	Oct 24
Charleston, SC	Aug 29	1:00PM LMT	Sep 27	1:00PM	Oct 25	1:00PM	Oct 25	4:00PM	Oct 29	1:00PM	Oct 30	Oct 31	Nov 01
Charlotte-Gastonia-Rock Hill	Aug 28	10:00AM LMT	Sep 25	11:30AM	Oct 23	11:30AM	Oct 23	2:30PM	Oct 25	11:30AM	Oct 28	Oct 29	Oct 30
Chattanooga	Aug 28	11:30AM LMT	Sep 26	1:00PM	Oct 25	11:30AM	Oct 25	2:30PM	Oct 29	11:30AM	Oct 30	Oct 31	Nov 01
Chicago	Aug 16	1:30PM LMT	Sep 13	1:30PM	Oct 14	9:00AM	Oct 14	12:00PM	Oct 16	9:00AM	Oct 17	Oct 18	Oct 21
Cincinnati	Aug 21	4:00PM LMT	Sep 19	4:00PM	Oct 17	11:30AM	Oct 17	2:30PM	Oct 21	11:30AM	Oct 22	Oct 23	Oct 24
Cleveland	Aug 20	2:30PM LMT	Sep 18	2:30PM	Oct 15	1:00PM	Oct 15	4:00PM	Oct 17	1:00PM	Oct 18	Oct 21	Oct 22
Colorado Springs	Aug 30	2:00PM LMT	Sep 30	2:00PM	Oct 25	12:30PM	Oct 25	3:30PM	Oct 29	12:30PM	Oct 30	Oct 31	Nov 01
Columbia, SC	Aug 28	2:30PM LMT	Sep 27	11:30AM	Oct 25	11:30AM	Oct 25	2:30PM	Oct 29	11:30AM	Oct 30	Oct 31	Nov 01
Columbus, OH	Aug 22	10:00AM LMT	Sep 20	4:00PM	Oct 17	1:00PM	Oct 17	4:00PM	Oct 21	1:00PM	Oct 22	Oct 23	Oct 24
Dallas-Ft. Worth	Aug 22	10:30AM LMT	Sep 20	10:30AM	Oct 18	10:30AM	Oct 18	1:30PM	Oct 22	10:30AM	Oct 23	Oct 24	Oct 25
Dayton	Aug 26	11:30AM LMT	Sep 24	1:00PM	Oct 22	1:00PM	Oct 22	4:00PM	Oct 24	1:00PM	Oct 25	Oct 28	Oct 29
Denver-Boulder	Aug 22	2:00PM LMT	Sep 20	12:30PM	Oct 17	12:30PM	Oct 17	3:30PM	Oct 21	12:30PM	Oct 22	Oct 23	Oct 24
Des Moines	Aug 30	9:00AM LMT	Sep 30	9:00AM	Oct 24	1:30PM	Oct 24	4:30PM	Oct 28	1:30PM	Oct 29	Oct 30	Oct 31
Detroit	Aug 19	11:30AM LMT	Sep 17	11:30AM	Oct 14	1:00PM	Oct 14	4:00PM	Oct 16	1:00PM	Oct 17	Oct 18	Oct 21
El Paso	Aug 30	12:30PM LMT	Sep 30	11:00AM	Oct 24	2:00PM	Oct 24	5:00PM	Oct 28	2:00PM	Oct 29	Oct 30	Oct 31
Fredericksburg	Aug 20	11:30AM LMT	Sep 18	11:30AM	Oct 16	11:30AM	Oct 16	2:30PM	Oct 18	11:30AM	Oct 21	Oct 22	Oct 23
Fresno	Aug 28	10:00AM LMT	Sep 26	11:30AM	Oct 23	1:00PM	Oct 23	4:00PM	Oct 25	1:00PM	Oct 28	Oct 29	Oct 30
Grand Rapids	Aug 29	2:30PM LMT	Sep 27	2:30PM	Oct 28	11:30AM	Oct 28	2:30PM	Oct 30	11:30AM	Oct 31	Nov 01	Nov 04
Greensboro-Winston Salem-High Point	Aug 29	11:30AM LMT	Sep 27	10:00AM	Oct 25	10:00AM	Oct 25	1:00PM	Oct 29	10:00AM	Oct 30	Oct 31	Nov 01
Greenville-New Bern-Jacksonville	Sep 03	1:00PM LMT	Oct 01	1:00PM	Oct 29	10:00AM	Oct 29	1:00PM	Oct 31	10:00AM	Nov 01	Nov 04	Nov 05
Greenville-Spartanburg	Aug 29	11:30AM LMT	Sep 27	11:30AM	Oct 25	1:00PM	Oct 25	4:00PM	Oct 29	1:00PM	Oct 30	Oct 31	Nov 01
Harrisburg-Lebanon-Carlisle	Aug 29	10:00AM LMT	Sep 27	10:00AM	Oct 25	10:00AM	Oct 25	1:00PM	Oct 29	10:00AM	Oct 30	Oct 31	Nov 01
Hartford-New Britain-Middletown	Aug 19	2:30PM LMT	Sep 17	2:30PM	Oct 15	11:30AM	Oct 15	2:30PM	Oct 17	11:30AM	Oct 18	Oct 21	Oct 22
Honolulu	Aug 27	10:00AM LMT	Sep 25	10:00AM	Oct 23	10:00AM	Oct 23	1:00PM	Oct 25	10:00AM	Oct 28	Oct 29	Oct 30
Houston-Galveston	Aug 22	12:00PM LMT	Sep 20	12:00PM	Oct 18	10:30AM	Oct 18	1:30PM	Oct 22	10:30AM	Oct 23	Oct 24	Oct 25
Huntsville	Sep 03	9:00AM LMT	Oct 01	9:00AM	Oct 29	9:00AM	Oct 29	12:00PM	Oct 31	9:00AM	Nov 01	Nov 04	Nov 05
Indianapolis	Aug 26	12:00PM LMT	Sep 24	9:00AM	Oct 22	9:00AM	Oct 22	12:00PM	Oct 24	9:00AM	Oct 25	Oct 28	Oct 29
Jackson, MS	Aug 30	12:00PM LMT	Sep 30	12:00PM	Oct 29	10:30AM	Oct 29	1:30PM	Oct 31	10:30AM	Nov 01	Nov 04	Nov 05
Jacksonville	Aug 29	2:30PM LMT	Sep 27	2:30PM	Oct 28	10:00AM	Oct 28	1:00PM	Oct 30	10:00AM	Oct 31	Nov 01	Nov 04
Johnson City-Kingsport-Bristol	Aug 30	10:00AM LMT	Sep 27	2:30PM	Oct 25	1:00PM	Oct 25	4:00PM	Oct 29	1:00PM	Oct 30	Oct 31	Nov 01
Kansas City	Aug 23	1:30PM LMT	Sep 23	1:30PM	Oct 21	12:00PM	Oct 21	3:00PM	Oct 23	12:00PM	Oct 24	Oct 25	Oct 28
Knoxville	Aug 29	11:30AM LMT	Sep 26	2:30PM	Oct 24	1:00PM	Oct 24	4:00PM	Oct 28	1:00PM	Oct 29	Oct 30	Oct 31
Lansing-East Lansing	Aug 29	1:00PM LMT	Sep 26	4:00PM	Oct 25	1:00PM	Oct 25	4:00PM	Oct 29	1:00PM	Oct 30	Oct 31	Nov 01
Las Vegas	Aug 27	11:30AM LMT	Sep 25	11:30AM	Oct 22	1:00PM	Oct 22	4:00PM	Oct 24	1:00PM	Oct 25	Oct 28	Oct 29
Little Rock	Aug 30	10:30AM LMT	Sep 27	12:00PM	Oct 28	10:30AM	Oct 28	1:30PM	Oct 30	10:30AM	Oct 31	Nov 01	Nov 04
Los Angeles	Aug 16	1:00PM LMT	Sep 13	1:00PM	Oct 11	11:30AM	Oct 11	2:30PM	Oct 15	11:30AM	Oct 16	Oct 17	Oct 18
Louisville	Aug 26	10:00AM LMT	Sep 24	11:30AM	Oct 22	11:30AM	Oct 22	2:30PM	Oct 24	11:30AM	Oct 25	Oct 28	Oct 29
Madison	Aug 30	1:30PM LMT	Sep 30	12:00PM	Oct 28	1:30PM	Oct 28	4:30PM	Oct 30	1:30PM	Oct 31	Nov 01	Nov 04
Memphis	Aug 27	12:00PM LMT	Sep 25	10:30AM	Oct 22	1:30PM	Oct 22	4:30PM	Oct 24	1:30PM	Oct 25	Oct 28	Oct 29
Miami-Ft. Lauderdale-Hollywood	Aug 23	1:00PM LMT	Sep 23	1:00PM	Oct 21	11:30AM	Oct 21	2:30PM	Oct 23	11:30AM	Oct 24	Oct 25	Oct 28
Middlesex-Somerset-Union	Aug 16	1:00PM LMT	Sep 13	1:00PM	Oct 11	1:00PM	Oct 11	4:00PM	Oct 15	1:00PM	Oct 16	Oct 17	Oct 18
Milwaukee-Racine	Aug 23	3:00PM LMT	Sep 20	3:00PM	Oct 21	1:30PM	Oct 21	4:30PM	Oct 23	1:30PM	Oct 24	Oct 25	Oct 28
Minneapolis-St. Paul	Aug 22	1:30PM LMT	Sep 20	9:00AM	Oct 18	9:00AM	Oct 18	12:00PM	Oct 22	9:00AM	Oct 23	Oct 24	Oct 25
Mobile	Aug 30	10:30AM LMT	Sep 30	9:00AM	Oct 28	1:30PM	Oct 28	4:30PM	Oct 30	1:30PM	Oct 31	Nov 01	Nov 04

* All times are local market times.

** All times indicate START of Market calling.

Sched - 1



MaximiSer® and Media Professional™ are marks of Arbitron Inc. TAPSCAN® is a registered mark of TAPSCAN Inc., used under license.

Arbitron 2002 Summer Delivery Schedule

Market	May-Jun-Jul Arbitrends		Jun-Jul-Aug Arbitrends		Summer Arbitrends		Advance Ratings**		Maximiser®/Media Professional™		Market Report	TAPSCAN®	
	Date	Time*	Date	Time*	Date	Time*	Date	Time*	ADE	Mail	Mail Date	Date	
Monterey-Salinas-Santa Cruz	Aug 21	11:30AM LMT	Sep 19	11:30AM	Oct 16	11:30AM	Oct 16	2:30PM	Oct 18	11:30AM	Oct 21	Oct 22	Oct 23
Nashville	Aug 27	3:00PM LMT	Sep 26	9:00AM	Oct 23	12:00PM	Oct 23	3:00PM	Oct 25	12:00PM	Oct 28	Oct 29	Oct 30
Nassau-Suffolk (Long Island)	Aug 16	11:30AM LMT	Sep 13	11:30AM	Oct 11	11:30AM	Oct 11	2:30PM	Oct 15	11:30AM	Oct 16	Oct 17	Oct 18
New Orleans	Aug 26	10:30AM LMT	Sep 23	3:00PM	Oct 21	1:30PM	Oct 21	4:30PM	Oct 23	1:30PM	Oct 24	Oct 25	Oct 28
New York	Aug 16	10:00AM LMT	Sep 13	10:00AM	Oct 11	10:00AM	Oct 11	1:00PM	Oct 15	10:00AM	Oct 16	Oct 17	Oct 18
Norfolk-Virginia Beach-Newport News	Aug 28	4:00PM LMT	Sep 26	4:00PM	Oct 24	11:30AM	Oct 24	2:30PM	Oct 28	11:30AM	Oct 29	Oct 30	Oct 31
Oklahoma City	Aug 27	12:00PM LMT	Sep 24	12:00PM	Oct 22	12:00PM	Oct 22	3:00PM	Oct 24	12:00PM	Oct 25	Oct 28	Oct 29
Omaha-Council Bluffs	Aug 26	9:00AM LMT	Sep 24	10:30AM	Oct 22	10:30AM	Oct 22	1:30PM	Oct 24	10:30AM	Oct 25	Oct 28	Oct 29
Orlando	Aug 29	4:00PM LMT	Sep 27	4:00PM	Oct 28	1:00PM	Oct 28	4:00PM	Oct 30	1:00PM	Oct 31	Nov 01	Nov 04
Philadelphia	Aug 19	10:00AM LMT	Sep 17	10:00AM	Oct 14	11:30AM	Oct 14	2:30PM	Oct 16	11:30AM	Oct 17	Oct 18	Oct 21
Phoenix	Aug 26	11:30AM LMT	Sep 24	11:30AM	Oct 21	11:30AM	Oct 21	2:30PM	Oct 23	11:30AM	Oct 24	Oct 25	Oct 28
Pittsburgh	Aug 21	11:30AM LMT	Sep 19	11:30AM	Oct 17	10:00AM	Oct 17	1:00PM	Oct 21	10:00AM	Oct 22	Oct 23	Oct 24
Portland, OR	Aug 27	10:00AM LMT	Sep 25	10:00AM	Oct 22	11:30AM	Oct 22	2:30PM	Oct 24	11:30AM	Oct 25	Oct 28	Oct 29
Providence-Warwick-Pawtucket	Aug 20	4:00PM LMT	Sep 18	4:00PM	Oct 16	1:00PM	Oct 16	4:00PM	Oct 18	1:00PM	Oct 21	Oct 22	Oct 23
Puerto Rico	Aug 22	10:00AM LMT	Sep 20	1:00PM	Oct 17	10:00AM	Oct 17	1:00PM	Oct 21	10:00AM	Oct 22	Oct 23	Oct 24
Raleigh-Durham	Aug 29	10:00AM LMT	Sep 26	4:00PM	Oct 24	11:30AM	Oct 24	2:30PM	Oct 28	11:30AM	Oct 29	Oct 30	Oct 31
Richmond	Aug 28	4:00PM LMT	Sep 26	2:30PM	Oct 24	10:00AM	Oct 24	1:00PM	Oct 28	10:00AM	Oct 29	Oct 30	Oct 31
Riverside-San Bernardino	Aug 19	1:00PM LMT	Sep 17	1:00PM	Oct 14	1:00PM	Oct 14	4:00PM	Oct 16	1:00PM	Oct 17	Oct 18	Oct 21
Rochester, NY	Aug 27	10:00AM LMT	Sep 24	10:00AM	Oct 22	10:00AM	Oct 22	1:00PM	Oct 24	10:00AM	Oct 25	Oct 28	Oct 29
Sacramento	Aug 28	11:30AM LMT	Sep 26	10:00AM	Oct 24	10:00AM	Oct 24	1:00PM	Oct 28	10:00AM	Oct 29	Oct 30	Oct 31
Salt Lake City-Ogden-Provo	Aug 26	2:00PM LMT	Sep 24	2:00PM	Oct 21	2:00PM	Oct 21	5:00PM	Oct 23	2:00PM	Oct 24	Oct 25	Oct 28
San Antonio	Aug 28	10:30AM LMT	Sep 26	10:30AM	Oct 23	1:30PM	Oct 23	4:30PM	Oct 25	1:30PM	Oct 28	Oct 29	Oct 30
San Diego	Aug 20	10:00AM LMT	Sep 18	10:00AM	Oct 14	11:30AM	Oct 14	2:30PM	Oct 16	11:30AM	Oct 17	Oct 18	Oct 21
San Francisco	Aug 21	10:00AM LMT	Sep 19	10:00AM	Oct 16	11:30AM	Oct 16	2:30PM	Oct 18	11:30AM	Oct 21	Oct 22	Oct 23
San Jose	Aug 21	11:30AM LMT	Sep 19	10:00AM	Oct 16	11:30AM	Oct 16	2:30PM	Oct 18	11:30AM	Oct 21	Oct 22	Oct 23
Seattle-Tacoma	Aug 23	1:00PM LMT	Sep 23	1:00PM	Oct 17	1:00PM	Oct 17	4:00PM	Oct 21	1:00PM	Oct 22	Oct 23	Oct 24
Shreveport	Aug 30	10:30AM LMT	Sep 30	10:30AM	Oct 24	1:30PM	Oct 24	4:30PM	Oct 28	1:30PM	Oct 29	Oct 30	Oct 31
Spokane	Sep 03	10:00AM LMT	Oct 01	10:00AM	Oct 29	10:00AM	Oct 29	1:00PM	Oct 31	10:00AM	Nov 01	Nov 04	Nov 05
Springfield, MA	Aug 20	2:30PM LMT	Sep 18	2:30PM	Oct 16	1:00PM	Oct 16	4:00PM	Oct 18	1:00PM	Oct 21	Oct 22	Oct 23
St. Louis	Aug 21	9:00AM LMT	Sep 19	9:00AM	Oct 15	1:30PM	Oct 15	4:30PM	Oct 17	1:30PM	Oct 18	Oct 21	Oct 22
Syracuse	Aug 27	11:30AM LMT	Sep 25	10:00AM	Oct 23	10:00AM	Oct 23	1:00PM	Oct 25	10:00AM	Oct 28	Oct 29	Oct 30
Tampa-St. Petersburg-Clearwater	Aug 23	11:30AM LMT	Sep 23	11:30AM	Oct 21	10:00AM	Oct 21	1:00PM	Oct 23	10:00AM	Oct 24	Oct 25	Oct 28
Toledo	Aug 27	11:30AM LMT	Sep 25	4:00PM	Oct 23	1:00PM	Oct 23	4:00PM	Oct 25	1:00PM	Oct 28	Oct 29	Oct 30
Tucson	Aug 26	1:00PM LMT	Sep 24	1:00PM	Oct 21	1:00PM	Oct 21	4:00PM	Oct 23	1:00PM	Oct 24	Oct 25	Oct 28
Tulsa	Aug 29	12:00PM LMT	Sep 27	12:00PM	Oct 24	1:30PM	Oct 24	4:30PM	Oct 28	1:30PM	Oct 29	Oct 30	Oct 31
Washington, DC	Aug 20	10:00AM LMT	Sep 18	10:00AM	Oct 16	10:00AM	Oct 16	1:00PM	Oct 18	10:00AM	Oct 21	Oct 22	Oct 23
West Palm Beach-Boca Raton	Sep 03	10:00AM LMT	Oct 01	10:00AM	Oct 29	10:00AM	Oct 29	1:00PM	Oct 31	10:00AM	Nov 01	Nov 04	Nov 05
Westchester	Aug 16	11:30AM LMT	Sep 13	11:30AM	Oct 11	11:30AM	Oct 11	2:30PM	Oct 15	11:30AM	Oct 16	Oct 17	Oct 18
Wichita	Aug 30	9:00AM LMT	Sep 30	9:00AM	Oct 28	10:30AM	Oct 28	1:30PM	Oct 30	10:30AM	Oct 31	Nov 01	Nov 04
Wilkes Barre-Scranton	Aug 28	10:00AM LMT	Sep 26	11:30AM	Oct 25	11:30AM	Oct 25	2:30PM	Oct 29	11:30AM	Oct 30	Oct 31	Nov 01
York	Aug 29	10:00AM LMT	Sep 27	10:00AM	Oct 25	10:00AM	Oct 25	1:00PM	Oct 29	10:00AM	Oct 30	Oct 31	Nov 01

* All times are local market times.

** All times indicate START of Market calling.

Maximiser® and Media Professional™ are marks of Arbitron Inc. TAPSCAN® is a registered mark of TAPSCAN Inc., used under license.



2002-2003 Radio Survey Schedule

Who to Call at Arbitron

SPRING SURVEY

March 28 - June 19, 2002

MARCH						
				1	2	
3	4	5	6	7	8	9
10	11	12	13	14	15	16
17	18	19	20	21	22	23
24	25	26	27	28	29	30
31						

APRIL						
	1	2	3	4	5	6
7	8	9	10	11	12	13
14	15	16	17	18	19	20
21	22	23	24	25	26	27
28	29	30				

MAY						
		1	2	3	4	
5	6	7	8	9	10	11
12	13	14	15	16	17	18
19	20	21	22	23	24	25
26	27	28	29	30	31	

JUNE						
						1
2	3	4	5	6	7	8
9	10	11	12	13	14	15
16	17	18	19	20	21	22
23	24	25	26	27	28	29
30						

FALL SURVEY

September 19 - December 11, 2002

SEPTEMBER						
1	2	3	4	5	6	7
8	9	10	11	12	13	14
15	16	17	18	19	20	21
22	23	24	25	26	27	28
29	30					

OCTOBER						
	1	2	3	4	5	
6	7	8	9	10	11	12
13	14	15	16	17	18	19
20	21	22	23	24	25	26
27	28	29	30	31		

NOVEMBER						
					1	2
3	4	5	6	7	8	9
10	11	12	13	14	15	16
17	18	19	20	21	22	23
24	25	26	27	28	29	30

DECEMBER						
1	2	3	4	5	6	7
8	9	10	11	12	13	14
15	16	17	18	19	20	21
22	23	24	25	26	27	28
29	30	31				

SUMMER SURVEY

June 27 - September 18, 2002

JUNE						
						1
2	3	4	5	6	7	8
9	10	11	12	13	14	15
16	17	18	19	20	21	22
23	24	25	26	27	28	29
30						

JULY						
	1	2	3	4	5	6
7	8	9	10	11	12	13
14	15	16	17	18	19	20
21	22	23	24	25	26	27
28	29	30	31			

AUGUST						
			1	2	3	
4	5	6	7	8	9	10
11	12	13	14	15	16	17
18	19	20	21	22	23	24
25	26	27	28	29	30	31

SEPTEMBER						
1	2	3	4	5	6	7
8	9	10	11	12	13	14
15	16	17	18	19	20	21
22	23	24	25	26	27	28
29	30					

WINTER SURVEY

January 2 - March 26, 2003

JANUARY						
						1
2	3	4	5	6	7	8
9	10	11	12	13	14	15
16	17	18	19	20	21	22
23	24	25	26	27	28	29
30	31					

FEBRUARY						
						1
2	3	4	5	6	7	8
9	10	11	12	13	14	15
16	17	18	19	20	21	22
23	24	25	26	27	28	29

MARCH						
						1
2	3	4	5	6	7	8
9	10	11	12	13	14	15
16	17	18	19	20	21	22
23	24	25	26	27	28	29
30	31					

New York

142 West 57th Street/10019
Phone: (212) 887-1300 / Fax: (212) 887-1535

Radio Station Services:

Tom O'Sullivan, Eastern Div. Mgr.
(212) 887-1368
Jan Bournstein (212) 887-1306
Vin Ciavatta, Sr. AM (212) 887-1304
Brendan Kane (212) 887-1310

Scarborough Training Specialist:
Kent Stephens (212) 887-1367

Arbitron Training Specialist:
Laura Van Iderstine (212) 887-1439

Customer Service Representative:
Malou Watterson (212) 887-1371

Group Services:

Les Folchin, Sr. VP, National Sales (212) 887-1302

Rep/Network Services:

Alan Tobkes, Mgr. (212) 887-1354
Michael Powderly (212) 887-1376

Product Development:

Gary Marinice, VP (412) 859-3740

Advertiser/Agency Services:

Linda Dupree, Sr. VP, Sales (212) 887-1387
Julie Ellis, Mgr. (212) 887-1502
Michael Hopkins, Mgr., Webcast Ratings
(212) 887-1461

Warren Schultz, Nat'l. Mgr., Network Radio
(212) 887-1382

Lovlyn Corbett (212) 887-1471

Lung Huang (212) 887-1337

Tracy Ledoux (212) 887-1343

Richard Salazar (212) 887-1356

Client Information and Marketing Specialist:

Charmaine Eleazar (212) 887-1308

Product Training Specialist:

Stella London (212) 887-1398

Chicago

222 South Riverside Plaza, Suite 1050/60606
Phone: (312) 542-1900 / Fax: (312) 542-1901

Radio Station Services:

John Nolan, Regional Mgr. (312) 542-1877
Bethanie Buckingham (312) 542-1874
Melissa Fischer (312) 542-1875
Sarah Liddle (312) 542-1876
Patrick Pendergast (312) 542-1878

Scarborough Training Specialist:

John Lennon (312) 542-1882

Arbitron Training Specialist:

Amy Lucas (312) 542-1879

Joe Walker (312) 542-1881

Customer Service Representative:

Ian Samuel (312) 542-1892

Advertiser/Agency Services:

Carol Hanley, VP, Sales (312) 542-1885
James Tobolski, Sr. Sales Mgr. (312) 542-1888
Cory Flahaven (312) 542-1868
Tony Hereau (312) 542-1869
Tim Roberts (312) 542-1871
Michael Sharp (312) 542-1873

Advertiser Training Specialist:

Sarah Schubach (312) 542-1893

Product Training Specialist:

Deanna Moore (312) 542-1870

Advertiser Services:

Oveda Brown, National Accounts Mgr.
(312) 542-1884

Atlanta

9000 Central Parkway, Suite 300/30328
Phone: (770) 668-5400 / Fax: (770) 668-5417

Radio Station Services:

Jim Remeny, Regional Mgr. (770) 668-5412
Jerry Wiese, Marketing Mgr (770) 668-5414
Christian Meinhardt (770) 668-5411
Martha Walton (770) 668-5405
Kevin Wolfson (770) 668-5403

Scarborough Training Specialist:

Jim Haynes (770) 668-5410

Arbitron Training Specialist:

Tamara Hutson (770) 668-5408

Eric Coats (770) 668-5407

Customer Service Representative:

Carrie Wornall (770) 668-5421

Urban Radio Marketing Services:

Julian Davis, Dir. & Sr. AM (770) 668-5409

Advertiser/Agency Services:

Dan Griffin, Mgr. (770) 668-5423
Jennifer Cadoret (205) 668-2132
Nicole Jordan (770) 668-5422

Product Training Specialist:

Steve Williamson (770) 668-5429

Customer Service Representative:

Katy Flatau (770) 668-5424

Los Angeles

10877 Wilshire Blvd., Suite 1600/90024
Phone: (310) 824-6600 / Fax: (310) 824-6666

Radio Station Services:

Tony Belzer, Western Div. Mgr (310) 824-6645
John Basila, Sr AM (310) 824-6608
Randy Bondar (310) 824-6602
Rob Winston, Sr. AM (310) 824-6604
Gabriela Selva (310) 824-6605

Arbitron Training Specialist:

Cynthia Gilmore (310) 824-6637

Brian McHugh (310) 824-6636

Cristina Perez (310) 824-6648

Scarborough Training Specialist:

Mandy Adams (310) 824-6607

Jackie Goldman (310) 824-6606

Customer Service Representative:

Judy Ogren (310) 824-6603

Advertiser/Agency Services:

John Hegelmeyer, Mgr. (310) 824-6626
George Brady, Dir. of Training &
Strategic Development (310) 824-6615

Lisa Casciaro, National Accounts Mgr.
(310) 824-6619

Stacie DeArmas (310) 824-6613

Debbie Lahm (310) 824-6622

Vanessa Ware (310) 824-6621

Product Training Specialist:

Maria Guzman (310) 824-6628

Customer Service Representative:

Brooke Wagner (310) 824-6611

Advertiser Services:

Aisha Joseph, VP (310) 824-6620

Dallas

13355 Noel Road, Suite 1120/75240
Phone: (972) 385-5388 / Fax: (972) 385-5377

Radio Station Services:

Dennis Seely, VP, Marketing (972) 385-5363
Harry Clark, Regional Mgr. (972) 385-5392
Joanna Cammack (972) 385-5394
Chris Kiske, Sr. AM (972) 385-5398
Maryanne Maguire, Sr. AM (972) 385-5383
Jennifer Thompson, Prod. Training Mgr.
(972) 385-5391

Scarborough Training Specialist:

Jenny Tsao (972) 385-5390

Arbitron Training Specialist:

Don Feuerborn (972) 385-5386

Karen Morris (972) 385-5393

Customer Service Representative:

Jennifer Bratten (972) 385-5382

Latin American Marketing:

Clara Carneiro, VP (972) 385-5384

Radio Programming Services:

Bob Michaels, VP (972) 385-5357

Advertiser/Agency Services:

Becky Burkett, Mgr (972) 385-5387
Anne Baron (310) 824-5389
Julia Johnston (310) 824-5379
Karen Millier (972) 385-5344

Product Training Specialist:

Kelly McLean, National (972) 385-5364

Tasia Martin (972) 385-5365

Washington/Baltimore

9705 Patuxent Woods Drive
Columbia, Maryland 21046
Phone: (410) 312-8000 / Fax: (443) 259-7596

Radio Station Services:

Tom O'Sullivan, Eastern Div. Mgr
(212) 887-1368
David Chipman, Sr AM (443) 259-7594
Mason Meyer (443) 259-7575

Scarborough Training Specialist:

Jon Tuengel (443) 259-7522

Arbitron Training Specialist:

Dave Sullivan (443) 259-7570

Rich Sheffer (443) 259-7571

2002 Radio Advisory Council Members

Nick Anthony
Vice President & Director of Operations
WQMX-FM
1795 West Market Street
Akron, OH 44313
(330) 864-2268
(330) 864-2261 (fax)
nick@nickanthony.com
Country - Continuous

Reggie Bates
Vice President & General Manager
WKNN-FM
286 DeBuys Road
Biloxi, MS 39531
(228) 385-3939
(228) 388-2362 (fax)
rbates@amfm.com
Country - Noncontinuous

Gerry Boehme
Sr. Vice President, Strategic Planning
Katz Media Group
125 West 55th Street, 21st Floor
New York, NY 10019-5366
(212) 424-6784
(917) 206-9085 (fax)
gerry.boehme@katz-media.com
Researcher - Appointed

Wayne K. Brown
Vice President & General Manager
WHTA
75 Piedmont Avenue NE, 10th Floor
Atlanta, GA 30303
(404) 832-7245
(404) 521-1663 (fax)
wbrown@radio-one.com
Black/Urban

William W. Campbell
President, Chief Executive Officer
WCRB
750 South Street
Waltham, MA 02453
(781) 736-9551
(781) 736-9529 (fax)
campbell@wcrb.com
MOR

Gary Fries
President
Radio Advertising Bureau
261 Madison Avenue, 23rd Floor
New York, NY 10016
(212) 681-7210
(212) 681-7223 (fax)
gfries@rab.com
At Large - Appointed

Val Garriss
Corporate Director
WAOA-FM
3535 Piedmont Road, Bldg. 14, Suite 1400
Atlanta, GA 30305
(404) 949-0700
(404) 949-0740 (fax)
val.garriss@cumulus.com
CHR/Top 40 - Noncontinuous

Steve Goldstein
Executive Vice President
WLZR
One Turkey Hill Road South
Westport, CT 06880
(203) 221-1666
(203) 222-9633 (fax)
sjgoldstein@sprynet.com
AOR - Continuous

John D. Hiatt
Vice President/Market General Manager
Infinity Radio Austin
4301 Westbank Drive
Escalade B - Third Floor
Austin, TX 78746
(512) 327-9595
(512) 329-6255 (fax)
jdhiatt@cbsaustin.com
Adult Contemporary - Continuous

Neysa Hinton
Market Manager
KMHX-FM
6640 Redwood Drive, Suite 202
Rohnert Park, CA 94928
(707) 584-1058
(707) 584-7944 (fax)
neysa@mix1041.com
Adult Contemporary - Noncontinuous

Earnest James
Vice President & General Manager
KFRC-AM/FM
500 Washington Street, 2nd Floor
San Francisco, CA 94111
(415) 951-2316
(415) 951-2313 (fax)
jamesel@kfrc.cbs.com
Gold/Oldies

Steve Joos
General Manager
KKTU-FM
3810 Brookside Drive
Tyler, TX 75701-9420
(903) 581-0606
(903) 581-2011 (fax)
stevejoos@clearchannel.com
AOR - Noncontinuous

Wayne Leland
Chief Operating Officer
WBSM-AM
22 Sconticut Neck Road
Fairhaven, MA 02719
(508) 993-1767
(508) 999-1420 (fax)
wayne.leland@citcomm.com
News/Talk - Noncontinuous

Stu Naar
Executive Vice President/
Director of Research
INTEREP
100 Park Avenue
New York, NY 10017
(212) 818-8912
(212) 916-0774 (fax)
stu_naar@interep.com
Researcher - Appointed

David Pearlman*
Sr. Vice President
Infinity Broadcasting
1200 Soldiers Field Road
Boston, MA 02134
(617) 779-8500
(617) 779-8080 (fax)
dpearlman@cbsboston.com

Bruce Pollock
Vice President & General Manager
KKSS-FM
8009 Marble Avenue NE
Albuquerque, NM 87110
(505) 260-4417
(505) 262-9211 (fax)
radiobruce@aol.com
CHR/Top 40 - Continuous

Ali Shepherd
Vice President & General Manager
KSOL
750 Battery Street, Suite 200
San Francisco, CA 94111
(415) 733-5739
(415) 733-5769 (fax)
ashepherd@hispanicbroadcasting.com
Hispanic

Stephen Sinicropi
Vice President & General Manager
WKRK-FM
15600 W. 12 Mile
Southfield, MI 48076
(248) 233-3300
(248) 443-8771 (fax)
steve@wkrk.com
News/Talk - Continuous

Tom Skinner**
General Manager
KZST-FM
3392 Mendocino Avenue
Santa Rosa, CA 95403
(707) 528-4434
(707) 527-8216 (fax)
toms@kzst.com

Jack Taddeo
Regional Vice President,
Programming
Clear Channel Communications
111 South Washington Street, Suite 150
Park Ridge, IL 60068
(847) 518-0340
(847) 518-0341 (fax)
jtaddeo@wwa.com
Group Programmer - Appointed

Chuck Tweedle***
President, BIC SF Group
KOIT-AM/FM
455 Market Street, Suite 2300
San Francisco, CA 94105
(415) 777-0965
(415) 896-0965 (fax)
ctweedle@koit.com

* 2002 Chairman
** 2002 Vice Chairman
*** Immediate Past Chairman



New York

142 West 57th Street
New York, New York 10019-3300
(212) 687-1300

Chicago

222 South Riverside Plaza, Suite 1050
Chicago, Illinois 60606-6101
(312) 542-1900

Atlanta

9000 Central Parkway, Suite 300
Atlanta, Georgia 30328-1639
(770) 668-5400

Los Angeles

10877 Wilshire Blvd., Suite 1600
Los Angeles, California 90024-4341
(310) 824-6600

Dallas

13355 Noel Road, Suite 1120
Dallas, Texas 75240-6646
(972) 385-5388

Washington/Baltimore

9705 Patuxent Woods Drive
Columbia, Maryland 21046-1572
(410) 312-8000

© 2002 Arbitron Inc.

