

MAY, 1922

CIRCULATION
OVER 40,000

20 CENTS

RADIO



On March 25, 1922, *Rock Ridge Radio Station*, (KZY) Oakland, California, succeeded repeatedly in receiving both music and speech by radio telephone from the broadcasting station of the General Electric Co., (2XI) Schenectady, N. Y., an air distance of approximately 3000 miles. A-P tubes were used exclusively in the Rock Ridge receiving apparatus—"The tubes that are used by those who know." Use A-P tubes for efficiency.

ATLANTIC-PACIFIC RADIO SUPPLIES COMPANY

Henry M. Shaw, President

638 MISSION STREET
SAN FRANCISCO, CALIFORNIA

Exclusive distributors for Meorhead Laboratories, Inc.
Operating (KZY) Rock Ridge Radio Station, Oakland, Cal.

EASTERN OFFICE AT
5 KIRK PLACE, NEWARK, N. J.

CUNNINGHAM

TUBES for HOME RADIO EQUIPMENT

"AMPLIFIES AS IT DETECTS"

INSIST on Cunningham Tubes. Nationally recognized as the ideal Detector or Amplifier Tubes for use with Radio Receiving Sets, Cunningham Tubes today are the choice of those who want the finest results from their equipment.

In the great General Electric Laboratories, which are equipped with the finest manufacturing devices known to science today, skilled workmen build Cunningham Tubes to the most rigid specifications. Without thought of expense, the smallest detail is carried out that could possibly improve the quality of these tubes. The remarkable results that are obtained through the use of Cunningham Tubes comes as the result of the extraordinary care and skill that is used in their manufacture.

Cunningham Tubes have proven by test, throughout the entire country that they bring best results when used with any

**Type C-300
\$5.00**

Radio Receiving Set.

Your nearest dealer will give you further information or write to us direct.

PATENT NOTICE
Cunningham tubes are covered by patents dated 11-7-05, 1-15-07, 2-18-08, and others issued and pending. Licensed only for amateur or experimental uses in radio communication. Any other use will be an infringement.

E. J. Cunningham

Trading As
AUDIOTRON MFG. COMPANY
248 First Street
San Francisco, Cal.
154 W. Lake Street
Chicago, Illinois



Reduce those QRN Atmospherics NOW—with Burgess "B" Batteries

Noiseless! That describes Burgess "B" Batteries. *Absolutely* noiseless! Weak and distant audio frequency signals can be received with multi-stage amplifiers and Burgess "B" Batteries because Burgess "B" Batteries *do not drown out signals.*

Burgess "B" Batteries assure clear receiving. They will increase the efficiency of any receiving set. They are cheapest in hours of service. And they are sold by all reliable dealers in radio equipment. Look for the black and white stripes. If you can't get Burgess "B" from your dealer, just drop a line to us, care Dept. A.



BURGESS BATTERY COMPANY

General Sales Office:
Harris Trust Building
CHICAGO

*Offices and
Distributing Warehouses:*

NEW YORK
50 Church Street

BOSTON, Mass.
136 Federal Street

ST. PAUL, Minn.
2362 University Avenue

KANSAS CITY, Mo.
2109 Grand Avenue

WINNIPEG, Man.
703 Wellington Avenue

CHICAGO, Ill.
111 W. Monroe Street

MADISON, Wis.
Main and Brearly Streets

RADIO

Established 1917 as Pacific Radio News

Volume IV

for MAY, 1922

Number 5

CONTENTS for MAY, 1922

	PAGE
Radiotorial Comment	9
Design and Construction of 10 Watt C. W. Transmitter for Use on A. C.	11
<i>By J. B. Dow</i>	
Construction of 100 Watt I. C. W. Transmitter for C. J. Dow, Hawaii	13
<i>By GERALD M. BEST and RALPH HEINTZ</i>	
How to Make a Two Step Amplifier.....	15
<i>By D. B. MCGOWN</i>	
How to Operate a Receiving Set.....	16
<i>By MALCOLM P. HANSON</i>	
The Radio Wave	17
<i>By CHARLES K. FULGHUM</i>	
Grid Leaks	18
<i>By EARL ENNIS, et al.</i>	
A Phoney Freeze-Out	19
<i>By VOLNEY G. MATHISON</i>	
A Good Operator!	20
Transmitting on Galena	20
<i>By L. F. SEEFRED</i>	
A Radio Primer	21
<i>By H. A. EVELETH</i>	
Radio Storage Batteries	22
<i>By D. B. MCGOWN</i>	
The Vacuum Tube as a Detector.....	23
<i>By B. F. MCNAMEE</i>	
Revision of Code Rulings on Radio.....	24
News of the Broadcasting Stations	25
Queries and Replies on C. W. Practice.....	26
<i>By GERALD M. BEST</i>	
C. W. Association of America	27
Digest of Recent Radio Patents	28
With the U. S. Radio Inspector	29
New Apparatus and Supplies from the Manufacturers.....	30
Wired Wireless; The N. Y. Radio Show; The "Gold Star".....	32
Calls Heard	34

RADIO is Published Monthly by the
Pacific Radio Publishing Co., Inc.,
Pacific Building, San Francisco, Calif.

ARTHUR H. HALLORAN, *Editor.*
LAWRENCE MOTT, *Associate Editor.*
GERALD M. BEST, *Technical Adviser.*
O. SCHUWENDT, *Engineering Draughtsman.*
H. W. DICKOW, *Advertising Manager.*
Branch Offices: 147 Sixth Ave., New York City;
6442 Ingleside Ave., Chicago;
140 So. Oxford St., Los Angeles, Cal.

Advertising Forms Close on the First of the Month
Preceding Date of Issue

Issued Monthly, 20c a copy. Subscription price \$2.00 per year in
the U. S., \$2.50 per year elsewhere. Instructions for change of ad-
dress should be sent to the publisher two weeks before the date they
are to go into effect. Both old and new addresses must always be
given.

Entered as second-class matter at the Post Office at San Francisco,
Calif., under the Act of March 3, 1879.

Copyright, 1922, by the Pacific Radio Publishing Co.

Forecast of Contributions for June Issue

Announcement is made elsewhere in these columns of an increase in size to one hundred pages monthly, commencing with the next issue. The addition of sixteen pages to the present size will enable the presentation of much more material of interest and value to the radio amateur and experimenter without in any way detracting from the high editorial standard of contents which the editor tries to maintain.

The leading article will be an illustrated description of the new army station at the Presidio of San Francisco, the first of a series of new stations which will enable the establishment of regular communication across the continent. This will be written by Captain C. I. Hoppough, Signal Corps, U. S. Army.

The next installment of the "C. W. Manual," by Ensign J. B. Dow, will give full details for constructing an inexpensive 50 watt transmitter for use when 60 cycle a.c. is available.

In the line of fiction V. C. Mathison has a story entitled "The Conquest of Ouglamuck," which tells of the exciting experiences of a wireless engineer in Alaska. Earl Ennis will have some more enjoyable "Grid Leaks," with cartoons by C. J. Dow. David Gibbons will have Scratchy say some serious truths in a humorous way.

Gerald M. Best has found a remarkable crystal detector with tube amplifier which gives almost unbelievably good results. He will tell all about it in June RADIO. D. B. McGown will discuss "Navy Standard Transmitters." Many other articles of a practical nature are in store for you in the June issue, "the best yet."

O. Schuwendt, whose excellent mechanical drawings of circuits and apparatus add to the value and appearance of most of our technical articles, will contribute an article on the construction of a 10-watt, self-rectifying transmitter which he has recently tested out with excellent results. The detail drawings accompanying the article should prove particularly helpful to those who will use them as a guide in making a similar set for themselves.

R. C. Anderson has an unusually good regenerative receiver tuning from 200 to 5000 meters with great selectivity and high amplification which he will offer to those who prefer to "roll their own."


"The Simple Receiving Set" will be the subject of the next in the series of the Radio Primer being written by H. A. Eveleth. It will include an understandable discussion of inductance and capacity and also brief reference to the principles of the radio compass.

GREBE RADIO

“
He who wishes
to know the road
through the mountains
must ask the
experienced traveler.”

In seeking
the right path
in Radio,
let **GREBE** be
your guide.

Doctor Wu



Licensed under
Armstrong U. S. Patent,
No. 1113149.

RADIO APPARATUS

*Distributors of Reliable Radio Apparatus to Dealers, Schools, Colleges,
Radio Clubs and Experimenters All Over the World!*

"PITTS CO"
SERVICE DISTRIBUTES "RADIO
CORPORATION'S" PRODUCTS
ALL OVER THE WORLD!
TRY US AND SEE!



"PITTS CO"
NOW HAS TWO STORES! BOTH
CARRY "RADIO CORPORATION'S"
COMPLETE LINE.
ORDER TODAY!

AMPLIFIERS

No. DA Westinghouse, Detector and two stage in mahogany cabinet.....	\$68.00
No. BORK Grebe, two stage with automatic filament control jacks.....	55.00
No. BORD Grebe, Det. and two stage with automatic fl. control jacks.....	75.00
No. 2634 Amrad, Det. and two stage in mahogany cabinet. Splendid value..	47.50

AMPLIFYING TRANSFORMERS

No. UV-712 Radio Corporation.....	7.00
No. QO Clapp-Eastham, semi-mounted..	4.00
No. QO Clapp-Eastham, fully mounted..	5.00
No. 50 Chelsea, new type.....	4.50

ANTENNA WIRE

"Pittsco" No. 14 Hard drawn copper (80 ft. per lb.), per lb.....	.40
500 ft. special value at.....	2.25
"Pittsco" 7 strand No. 22 tinned copper, per ft.....	.01
500 ft.....	4.25
1000 ft. Special value at.....	7.50
"Pittsco" 7 strand No. 20 phosphor bronze, per ft.....	.02
500 ft. special value at.....	7.50

"B" BATTERIES

No. 7628 Standard 22.5 Volts, small..	1.50
No. 7625 Standard 22.5 Volts, large..	2.65
No. 7600 Standard 22.5 Volts, variable 16 1/2 to 22 1/2 Volts.....	3.00
No. 7650 Standard 22.5 Volts, large, variable, 15 variations.....	3.50
No. 788 Eveready 22.5 volts small....	2.25
No. 766 Eveready 22.5 volts large, 16 1/2 to 22 1/2 volts.....	3.00
No. 627 Aca, 45 volts, variable.....	3.50

COILS (Duo-lateral)

DL-25	\$1.40	DL-300	1.75
DL-35	1.49	DL-400	1.89
DL-50	1.50	DL-500	2.00
DL-75	1.50	DL-600	2.15
DL-100	1.55	DL-750	2.35
DL-150	1.60	DL-1000	2.60
DL-200	1.65	DL-1250	3.00
DL-250	1.70	DL-1500	3.50

COIL MOUNTINGS

No. LO-100 DeForest 2 coil mounting with gears, reduced price.....	6.00
No. LO-101 DeForest 2 coil mounting with gears and wooden base.....	9.50
No. 400 Remler 2 coil mounting with base and extension handles.....	6.50

CONDENSERS (For OW work)

No. UC-1014 Radio Corp. .002 MF. 2000 volts.....	2.00
No. UC-1015 Radio Corp. .0003, .0004, .0005 MFD. 7500 volts.....	5.40
No. UC-1803 Radio Corp. .000025 MF. 10000 volts.....	5.00
No. UC-1806 Radio Corp. .003 MF. 6000 volts.....	7.00

CONDENSERS (Grid and plate types)

No. UC-570 Radio Corp. .0025 MF....	\$2.00
No. UC-569 Radio Corp. .001 MF....	1.50
No. UC-568 Radio Corp. .0005 MF....	1.35
No. UC-567 Radio Corp. .00025 MF..	1.20
No. UX-548 Radio Corp. Condenser meg.....	.50

CONDENSERS (Filter type)

No. UC-1681 Radio Corp. .5 MF 750 volts.....	1.35
No. UC-1682 Radio Corp. 1 MF 750 volts.....	1.85
No. UC-1684 Radio Corp. .5 MF 1750 volts.....	1.50
No. UC-1685 Radio Corp. 1 MF 1750 volts.....	2.00

C. W. INDUCTANCES

No. UL-1008 Radio Corporation.....	11.00
No. P-1 Acme.....	3.00

C. W. POWER TRANSFORMERS

No. UP-1688 Radio Corp. 325 watts..	25.00
No. UP-1016 Radio Corp. 750 watts..	35.50
Acme 300 Watt 350-550 Volts Mtd..	20.00
Acme 200 Watt 350-550 Volts unmtd.	16.00

FILTER REACTORS

No. UP-1626 160 Milliamperes.....	11.50
No. UP-1627 300 Milliamperes.....	15.75

GRID LEAKS (Radio Corporation)

No. UP-1719 For 5 Watt Tubes.....	1.10
No. UP-1718 For 50 Watt Tubes.....	1.65
No. UP-516 1/2, 1, 1.5, 2 or 3 megohms ea. complete with mounting.....	1.25
Grid leaks only, each.....	.75

HOT WIRE METERS

No. P-1 Roller-Smith 0-2.5 Amperes, flush mtg. Special value at.....	4.75
No. UM-580 Radio Corp. 0-2.5 Amps..	6.00
No. UM-582 Radio Corp. 0-5 Amps....	6.25

JACKS (Radio type)

No. 61 Patent open jack.....	.70
No. 62 Patent closed jack.....	.85
No. 63 Patent 2 circuit.....	1.00
No. 65 Patent three spring Automatic filament control type.....	1.20
No. 66 Patent five spring A. F. C....	1.50

LOUD SPEAKERS

No. R-3 Radio Magnavox, new type horn, very latest model.....	45.00
No. P-1 Vocaloud, station type.....	30.00
No. 400-W Federal Phonophone.....	14.00

RECEIVING SETS (Crystal)

"Aeriola Jr.," Westinghouse, complete with Brandes "Superior" phones..	25.00
"Radiola" DeForest, complete with Brandes "Superior" phones.....	25.00
Radio Service Type S-8 without phones, splendid value.....	7.50

MAGNETIC MODULATORS

No. UT-1684 1/2 to 1 1/2 Amperes.....	\$9.50
No. UT-1857 1 1/2 to 3 1/2 Amperes....	12.50
No. UT-1637 3 1/2 to 5 Amperes.....	17.00

RECTIFYING DEVICES

No. UV-216 Radio Corp. "Kenotron" 20 Watt type for UV-202 tubes.....	7.50
No. UV-217 Radio Corp. "Kenotron" 150 Watt type for UV-203 tubes....	26.50
No. P-1 DeForest 20 Watt Rectifying tube for use with 5 watt tubes.....	7.00

RECTIFYING DEVICES

(for "A" Batteries)	
No. P-1 Tungar, 5 ampere type, complete with bulb.....	28.00
No. P-2 Tungar, 2 ampere type with Bulb.....	18.00
No. P-3 FF Battery Booster, 5 amp. type.....	15.00

REGENERATIVE RECEIVERS

No. CR-3 Grebe "Relay-Special" 175-680 meters.....	65.00
No. CR-5 Grebe 175-3000 meters, "Super-special" complete set.....	80.00
No. CR-8 Grebe 175-1000 meters, complete set, latest "Relay-Special"....	80.00
No. CR-9 Grebe 175-3000 meters, complete set with det. and 2 stage amplifier self contained, "A Masterpiece".....	130.00
No. RA Westinghouse, 180-700 meters, very selective, mahogany cabinet....	68.00
No. RC Westinghouse, RA receiver and DA Det. Amplifier combined in one cabinet, a splendid unit, compact....	130.00

TELEPHONES

No. 56 Murdock 2000 ohm double.....	5.00
No. 56 Murdock 3000 ohm double.....	6.00
No. OW-334 Western Electric 2200 ohms.....	15.00
Brandes, "Superior" with new headband.....	8.00
Brandes "Trans-Atlantics" with new headband.....	12.00
Brandes "Navy Type" with new headband.....	14.00
Baldwins Type O.....	12.00
Baldwins Type E.....	13.00
Baldwins Type F.....	14.00
Baldwins Type C unit only.....	6.00
Federal A. and N. Type 2200 ohms..	8.00
Federal A. and N. Type 2200 ohms..	10.50

VACUUM TUBES

No. UV-200 Radiotron detector.....	5.00
No. UV-201 Radiotron amplifier.....	6.50
No. UV-202 Radiotron 5 watt.....	8.00
No. UV-203 Radiotron 50 watt.....	30.00
No. UV-204 Radiotron 250 watt.....	110.00


Note:—All Radiotrons sent postage and insurance prepaid anywhere in U. S. A. Send us your orders for Radiotrons.

"LET 'PITTS CO' products, SUPER-SERVICE and delivery solve your RADIO problems"


SEND US YOUR ORDERS TODAY!

Send ten cents for Catalog No. 22. Over 100 pages, over 150 illustrations, over 600 items

F. D. PITTS CO., Inc., 12 Park Square, Boston, Mass. Branch—Woolworth Bldg., 193 Westminster St., Providence, R. I.




Save 20% or More on the Cost of High-Grade Radio Instruments!



Multiple Wave Tuner—Here you obtain in a single instrument the equipment to receive all classes of signals on all known wave-lengths—150 to 25,000 meters. Minimum number of controls provide extreme simplicity of operation, yet the design renders the tuning especially sensitive and selective.

Price, completely assembled, F. O. B. New York, \$45.00

Set of 18 DL Coils, to receive all the most used wave-lengths, \$40.00.



Detector and Two-Step Amplifier—Your choice of two types, Commercial or Amateur. The commercial type is assembled from the most costly, efficient units available. Radio Corporation UV-712 transformers and General Radio tube receptacles typify the quality thru-out. The Amateur type is an exact duplicate, except that transformers and sockets of high efficiency, but lower cost, are used.

Prices, F. O. B. New York:

Commercial type, unwired..... \$55.00
Amateur type, unwired..... 47.00

Here is clear saving of \$10.00 in either case, thru the "Standard" Plan.

THERE are two parts in the building of radio apparatus; first the actual panel drilling and assembling, and second, the wiring.

The first is essentially machine work. At the same time, because it is machine work, it is really the less expensive part of the entire assembly.

The wiring, which is hand work, is the expensive part and also the part which you can do just as well yourself. The Standard Plan gives you an opportunity to secure commercial grade correctly assembled apparatus at prices only slightly more than you would pay for the individual instruments.

The Standard Plan ASSEMBLED but not WIRED!

The Standard Assembling Company makes a complete line of parts—fully ASSEMBLED but not WIRED. The actual machine work is done in a splendidly equipped factory. The workmanship is not excelled anywhere. The individual instruments and parts are of the highest quality obtainable and are bought in tremendous quantities at big discounts.

The wiring, which is expensive hand work, is left for you to finish. You can incorporate your own circuit if you wish, or, you can follow the wiring diagrams which are provided with every instrument.

Take advantage of the Standard Plan and save the expensive wiring costs. Only in this way can you get fully assembled high quality apparatus at such low prices.

Take this opportunity to try the Standard Plan at *our* Risk!

So confident are we that you will be delighted with the Standard Plan, that we will ship any Standard instrument for your inspection without obligation. Simply send a deposit of 1/3 the purchase price with your order. Examine the instrument carefully. If satisfactory remit the balance, but if you are not fully convinced that Standard apparatus is the best value in radio today, simply return the instrument and your deposit will be refunded less carrying charges.

STANDARD ASSEMBLING COMPANY

Dept. A, 19 Bridge St., N. Y. C.

If you do not wish to order at once, at least send 2c for the complete details of the Standard Plan and descriptive literature of all Standard Instruments. This coupon is for your convenience. We suggest that you fill it in now, so that you can get the Standard bulletins in time to save money on your next purchase.

Standard Assembling Company,
Dept. A, 19 Bridge Street, N. Y. C.
Please detail of this Standard Plan by return mail.

Name.....
Address.....
City.....
State.....

Tell them that you saw it in RADIO

Meeting the Demand for Radio Sets

IT is natural that broadcasting, *carrying news, music, lectures, concerts and even grand opera* into the homes of the American people, should have created a concerted and impatient demand for radio sets and apparatus—especially the popular radio receiving sets.

If the demand for radio sets and apparatus had grown normally, the well-equipped and highly-organized factories supplying the Radio Corporation of America would now be producing an excess over the market requirements.

Under the present expansion program of the Radio Corporation of America it is quite possible that there will be a surplus production within six months.

A Greatly Expanded Program

The factories manufacturing for the Radio Corporation of America are operating on a greatly expanded production program. *They are straining every nerve and muscle to meet the demand.*

It is not merely a question of men and raw materials. There are limiting factors in some of the delicate equipment parts, and even when all production is running evenly, new jigs, dies and tools must be especially designed, manufactured and installed before the production forces can be increased.

As a result of the efforts that are being made, it is expected that within the next few weeks considerable quantities of material will be shipped on orders already placed. This applies to all classes of radio sets and apparatus, and especially Radio-

trons, Vacuum Tubes, etc., which are employed for reception.

The assurance can be given that every scientific, manufacturing, organizing and financial resource of the Radio Corporation of America is being used to meet the demand for radio devices.

We are working to the utmost, not merely to supply the demand, but to put into every set and every piece of equipment complete quality, and as much permanent satisfaction as a rapidly developing art will permit.

We are asking the aid of our distributors and dealers in explaining the capabilities and limitations of radio sets and apparatus, and we welcome their co-operation and indulgence, as well as that of the public itself, until the present expansion program is carried out.

A new R. C. A. Catalog, covering all the radio devices being manufactured for the Radio Corporation of America, will be ready for distribution within thirty or forty days. This catalog will contain timely and helpful information of great value to the wholesale distributor, the retail dealer, and the user of radio apparatus.

Radio  **Corporation**
of America

Sales Department, Suite 180 4
233 Broadway, New York City

SALES OFFICES

50 Church Street, New York, N. Y.
 9 South Clinton Street, Chicago, Ill.
 414 Finance Building, Cleveland, Ohio
 1042 Granite Building, Rochester, N. Y.
 422 First Avenue, Pittsburgh, Pa.

**SALES OFFICES—Cont'd**

Sheldon Building, San Francisco, Cal.
 932 Real Estate Trust Bldg., Philadelphia, Pa.
 321 Title Building, Baltimore, Md.
 415 Ohio Building, Toledo, Ohio.

Don't Waste Time Looking For Insulation Leaks—Use FORMICA

FORMICA insulation for Radio sets gives you the assurance of continued, trouble free service. It is approved by the navy and the signal corps. It means clearer, surer, reception of messages from the air.

Formica is the dominant insulation for radio purposes—used in an overwhelming majority of sets made by manufacturers and by amateurs who build their own. Radio dealers all over the United States sell and recommend it. They know its high efficiency and great durability.

A drill is the only tool necessary to work up a Formica panel. It will not chip or crack. It does not absorb moisture, therefore will never warp. It retains its good looks and insulating power indefinitely in spite of weather conditions.

Formica is good all the way thru—an even high quality. There are no weak places in it to cause trouble.

Formica is for sale by most radio dealers. Ask for it.

The Formica Insulation Company
 4616 Spring Grove Avenue Cincinnati, Ohio

FORMICA

Made from Anhydrous Redmanol Resins

SHEETS TUBES RODS

Tell them that you saw it in RADIO



Medal and Diploma received at World's Columbian Exposition, Chicago, 1893




Medal and Diploma received at World's Fair, St. Louis, 1904



INSULATION
MADE IN AMERICA

Louis Steinberger's Patents

Globe Commercial Co., San Francisco, Cal., Factory representative on the coast.



ELECTROSE
ADJUSTABLE
AIR-GAP ARC INSULATORS
PATENTED
Radio Frequencies Radio Telegraph
Radio Telephony X-Ray Apparatus
Damped or Sustained Voltages

"Electrose" is made in a number of grades for various requirements, each grade possessing special characteristics. Insulators and Insulating parts and devices of special sizes and forms, designed and made to order.

SOLE MANUFACTURERS



60-82 Washington St. 27-37 York St.
66-76 Front St. 1-23 Flint St.
Brooklyn, N. Y., America

Tell them that you saw it in RADIO

Radiatorial Comment

MANY people are raising the question as to who will maintain radiophone broadcasting stations in the future. Most of the present stations are maintained by manufacturers or dealers as a means for stimulating the sale of radio receiving sets, or by newspapers as a means for sensational publicity. As the expense of installation and maintenance is relatively high and as there is no present practical method of charging for this service to the public, there is likelihood that the manufacturers and dealers will be compelled to discontinue this service when the market becomes saturated, and there is a possibility that the newspapers likewise may cease broadcasting as the novelty wears off.

The answer is found in the recommendation of the Washington Radio Conference "that radio communication is a public utility," and in the fact that definite bands of wavelengths have been set aside for broadcasting from government stations and public institutions. The broadcasting of information of all kinds will soon become as much of a public necessity as are good roads. The inaugural address of the next president of the United States will undoubtedly be heard by the people of the country by radiophone. The Borough of Queens, New York City, is considering the installation of a municipal station. On every hand there are signs to show that the broadcasting of the future will be conducted as a governmental function or at least as a governmentally regulated monopoly.

AMERICA has gone insane over radio. Its fascination and wonderful possibilities have fired the popular imagination and created an overwhelming demand for any old thing that will receive radiophone speech and music. Overnight, a boy's toy and a laboratory instrument has become a necessity for every real home.

Radio's rapid rise to popularity is as unprecedented as it was unexpected. The manufacturer, jobber and dealer were unprepared for the onslaught of orders with which they have been bombarded. Dealer's shelves are empty, jobbers are six months behind in deliveries and manufacturers have doubled, trebled and quadrupled production facilities in a frantic effort to meet the demand. Newspapers all over the country have started radio pages and broadcasting stations. Department, drug, clothing and delicatessen stores are selling radio apparatus.

Such a time of wild, crazy enthusiasm calls for cool heads and words of caution. The radiophone is a new and unperfected piece of apparatus. It has been developing in the short period since the war. It is still a crude and inefficient device compared to what it will ultimately be. The few men who really know something about it are hard at work

making improvements in transmitters and receptors that will soon make the present apparatus as obsolete as the Chinese junk. Meantime, men who know little or nothing about radio are busily making Chinese copies of old stuff to be sold to an unsuspecting public at fabulous prices.

These are disagreeable facts; but they are true. When the disillusioned public learns that it is being bunked with junk there is likelihood of a reaction and refusal to buy until the radio art catches up with the standard of its possibilities.

Much of the responsibility for this condition rests upon the daily newspapers which sensationally paint the future as an accomplished fact. Radio is too wonderful and useful as it is to require the playing up of any false ideas as to what it is accomplishing. It is also a highly technical subject which calls for a thorough understanding of electrical principles in order to get the best results. But its very complexity gives it the attraction that always attaches to the unknown and its very mysteries inspire the desire to solve them.

The mass of gross misinformation on radio that is being printed by the daily press is as dangerous as it is deplorable. Some fool is going to try to "hook up" a radio set to an electric power wire so as to take advantage of the newspaper accounts of General Squier's able development of "wired wireless." Other ambitious youths will spend much time and money in the erection of the inefficient aerials and in the installation of the discredited hook-ups now appearing in many radio pages. Others will waste hours of valuable time reading articles written by men who know nothing about what they are writing. It is difficult enough for the technical editor to discriminate between the good and the bad without passing the burden on to the uninformed reporter who has been drafted to the service because no one else was available. This structure does not apply to all the papers, for some are publishing worthwhile information. But the average reader should realize that a story is not necessarily true because it is interesting, and that in the hurry and scurry of getting out a daily newspaper there are many errors, both technical and typographical, that get by.

In the citation of these facts we do not mean to intimate that every ten year old cannot "tune in" and enjoy the novelty of radio speech and music. Nor is it our intention to deter the progressive man or boy from amusing and instructing himself in this greatest invention of the twentieth century, for only by so doing will he be in a position to get the fullest benefit from the forthcoming advances in the radio art. But we do want to warn the average man that radio reproduction is not yet as undistorted as the natural voice or musical instrument, that only the best of the present equipment will survive, and that his breakfast newspaper page should be as liberally sprinkled with salt as are his eggs.




Fig. 42
Complete 10
Watt C. W.
Transmitter
Operating on
Pre-rectified
A. C.

Fig. 44.
50 Watt C. W. Trans-
mitter Using 50 Watt
Combination Amplifier
as an Oscillator.





Fig. 45
Well designed Types of Output Inductances

Design and Construction of 10 Watt C. W. Transmitter for Use on A. C.

Fifth Installment of "The C. W. Manual"

By J. B. Dow, Ensign U. S. N.

THE rating of ten watts is conservative for the apparatus that we shall consider in the present chapter. It might more appropriately be defined as a combination operating on alternating current and employing two 5 watt tubes when both sides of the cycle are utilized by pre-rectification and four 5 watt tubes when self rectification is used. Indeed, such combinations, when using the very rugged transmitting tubes of today, often put three times their rated output energy into the radiating system.

The chapter will be devoted to such apparatus as will be used for the transmission of telegraphic signals only; it being understood, however, that with slight modification the arrangement may be converted into one for transmitting voice signals as well.

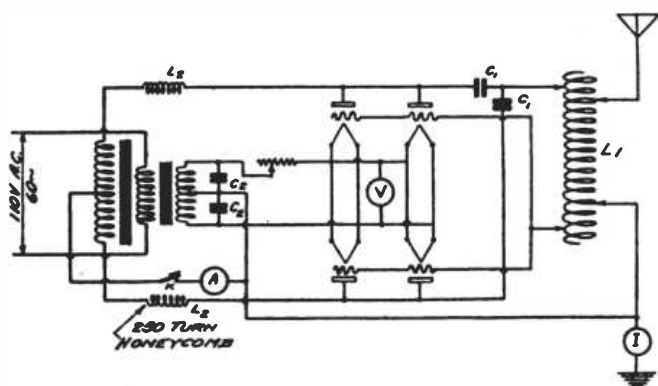


Fig. 39. Self Rectifying Circuit Using Four 5 Watt Tubes

Three circuits present themselves: one in which self-rectification is resorted to (see Fig. 39); one in which the high voltage alternating current is previously rectified by means of two rectifier tubes; and another in which the inexpensive electrolytic rectifier supplants the tubes of the second circuit. The latter circuits are illustrated in Fig. 40.

Fig. 15 represents a circuit in which one tube only is employed on alternating current, and in view of the unilateral conductivity which is an inherent factor in the physics of the thermionic valve, the tube is idle during the portion of the cycle when the plate is negative. In other words, the same effect is produced insofar as the operation of the circuit is concerned as would be produced by substituting a pulsating direct current supply to the plate in lieu of the alternating supply. The emitted signals consist, therefore, of trains of radio frequency oscillations, the train frequency corresponding to that of the alternating supply to the plate. In Fig. 16, two tubes are employed and both halves of the cycle supply a useful current to the plates of the respective tubes. Fig. 41 shows the oscillating output current graphs of the two circuits. As will be seen, Fig. 39 is merely a modification of Fig. 16. (Figs. 15 and 16 appear on page 17, February RADIO.)

The transformer for supplying the high voltage to the plates and the filament heating current will be considered first, and in developing this piece of apparatus we shall go somewhat beyond a device for this circuit alone, in that it will be designed with the idea of using it for furnishing a filament current for rectifier tubes also. This additional winding is quite easily provided and the possibility of a future use for it warrants the small amount of additional labor required to make same.

Upon one of the long legs of a laminated silicon steel core having a 1½ by 1½ in. section and a 1½ by 4 in. window

wind a primary for 116 volts of 220 turns of No. 14 D.C.C. magnet wire in four layers, insulating same from the core with six wraps of 5 mil fish paper and each layer from the next with one wrap of the same material. Bring out three additional taps at 193, 200 and 210 turns for supplementary voltage control. Over this coil place six wraps of the 5 mil fish paper and wind a secondary consisting of 3000 turns of No. 28 enamel insulated magnet wire, insulating each layer from the adjacent one with a single wrap of thin paraffin paper. Tap the secondary at the center and at 1100 turns on each side of the center. This will provide a 700 and a 500 volt winding on each side of the midtap, allowing

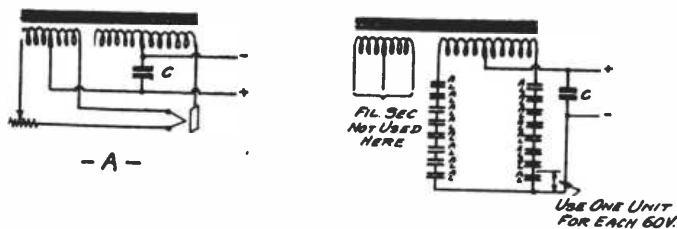
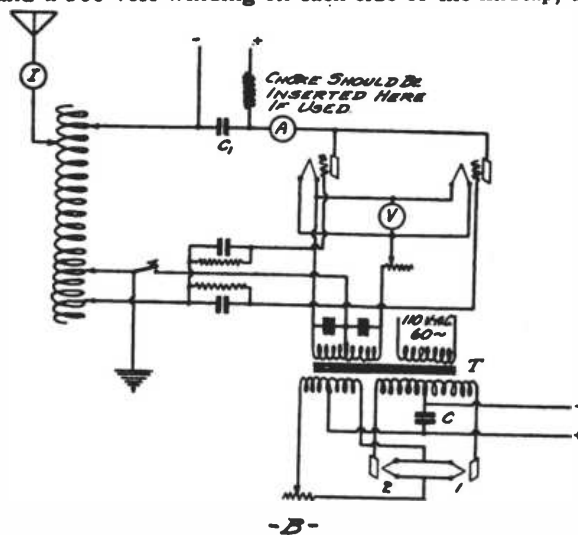


Fig. 40. Pre-rectification Circuits

for a conservative magnetic leakage factor and a nominal voltage drop at the rated output.

On the other long leg of the core wind two coils of 24 turns each of No. 14 D.C.C. magnet wire tapping each coil at the center, thus providing a midtap for the return filament to grid connection to eliminate the hum which would otherwise be present in the received signal because of a grid to filament connection to either end of this winding. To facilitate the matter of making connections to the various taps a suitable panel and arrangement of binding posts should be provided for this transformer.

The variable inductance, L_1 , Fig. 39, should consist of approximately 35 turns of 1/16 by ¼ in. edgewise wound copper tape or the equivalent in 3/16 in. outside diameter copper tubing. Solid copper wire (about No. 6) may be used instead of the above with a slightly appreciable increase in resistance for the total coil. Four clips should be provided with this inductance for making connections. Two blocking condensers, C_1 , having a capacity not less than 0.002 microfarad each or a multiple condenser having a

total capacity of 0.004 microfarad with a midtap must be used in the plate to inductance leads to prevent the short circuiting of the high voltage transformer secondary by the inductance, L_1 .

The radio frequency chokes, L_2 , consist of 250 turn honeycomb coils. The bypass condensers, C_2 , for the filament secondary may conveniently consist of $\frac{1}{2}$ microfarad telephone condensers.

The transmitting key should be placed at K, in series with the plate milliammeter which should have a scale reading to 300.

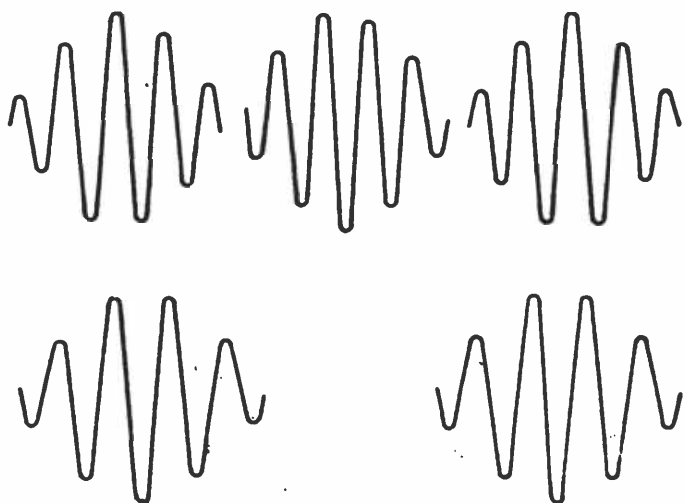


Fig. 41. Upper Drawing Shows Oscillating Current Output from Circuit of Fig. 15, and Lower from Circuit of Fig. 16. Only a few Oscillations per Train are Shown.

The most recent practice in transmitting tube circuits requires a voltmeter in the filament circuit to secure proper filament adjustment in place of the much used filament ammeter, and accordingly one is shown at V in Fig. 39. This instrument should have a scale reading to 12 volts.

The radiation ammeter in the ground lead may be of the hot wire or thermo element type with a 2.5 ampere scale.

In connection with the adjustment of this circuit, attention is invited to Chapter III wherein the required procedure and caution are considered in detail.

As previously mentioned, Fig. 40 illustrates a circuit in which pre-rectification of the alternating current source is employed. Let us first discuss pre-rectification by means of thermionic valves.

The simplest form of rectifier circuit is shown in Fig. 40-A. Here, a single tube allows a plate to filament current (inside the tube) to flow when the plate is positive and permits of no flow when the plate is negative. It is of course positive during one-half of the cycle and negative during the other, and phenomena mentioned above results in a pulsating direct current supply to the capacity C of Fig. 40-A, charging one side of the condenser dielectric with positive charges and the other with negative changes. If the drain on the condenser C, resulting from a withdrawal of energy by the oscillator tubes is such as to completely discharge same during each cycle, the oscillating output of the radio energy circuit will be pulsating and an audio note corresponding in frequency to the supply to the rectifier tube will be in evidence at the receiving station. This low frequency note will be found objectionable. Notwithstanding this feature, the oscillator tubes cannot be worked at maximum output for they are idle during a large portion of the time.

Fig. 40-B shows a circuit in which two rectifier tubes are used. During the portion of the cycle when the plate of the first tube is positive, this tube supplies useful energy to the condenser C, and the second tube is idle because the plate is negative. During the other portion of the cycle,

the plate of the second tube is positive and it supplies the useful energy to the capacity or storage tank C.

A moment's thought to what has been said will convince the reader that it is very desirable, then, to have as large a capacity as possible at C.

A two microfarad paper dielectric condenser, designed to withstand the impressed e.m.f. is ideal for this purpose, although one having as little as 0.25 microfarad capacity will suffice.

It should be observed here that the midtap of the high voltage secondary winding of the transformer in Fig. 40-B is the negative side of the direct current supply to the oscillating tube circuit and the center tap of the filament secondary is the positive side.

To further smooth out the pulsations it is recommended, though unnecessary for telegraph work, that a 2 or 3 henry choke be inserted in the positive leg of the rectifier output circuit. The necessary details for the construction of such a choke coil will be found in Chapter III.

The capacity C_1 of Fig. 40, is unnecessary if the above mentioned choke coil is not used in the rectifier output leads, but it must be inserted in the circuit in case the choke coil is used.

In case it is desired to use electrolytic rectification the circuit shown in Fig. 40-C may be used. Observe here, however, that the midtap of the high voltage secondary is the positive lead rather than the negative one as found in the case of the thermionic rectifiers above. Suitable electrolytic rectifier units may be constructed by placing one aluminum and one lead plate, each 1 in. by $\frac{1}{16}$ in. by 5 in. in length (allowing for connection) in pint Mason fruit jars three-quarters full of a saturated solution of sodium borate (borax) or ammonium phosphate. The plates should be immersed for about 3 in. of their length and should be separated from one another a distance of approximately 2 in. One of these units is required for each 60 volts to be rectified and if it is desired to rectify both sides of the cycle as shown in Fig. 40-C, twice this number of units are necessary. The plates of each unit must be formed before the device is operative as a rectifier. This consists in depositing a white crystalline formation upon them. To do this, connect a 500 volt alternating current source to the plates of one unit, first immersing the jar for about two-thirds of its height in cool running water to maintain a constant temperature. One side of the high voltage secondary may be used for supplying the necessary 500 volts, although the transformer may get hot and may have to be operated intermittently to prevent overheating. The process of forming the plates requires approximately two hours and is complete when the aluminum plate sparks profusely over its surface. A condition may come about in the formation of the plates wherein the aluminum plate fails to spark after a reasonable time, in which case it will generally be found that the plate has become dark and covered with scabs. If this condition exists, begin the process all over again with a new plate, for it is a difficult task to clean such plates.

As was found to be the case with other systems of rectification, a choke coil inserted in the positive lead from the condenser, C, assists materially in smoothing the output for telephonic purposes.

In the circuit of Fig. 40 individual grid leaks and grid condensers should be used to bring about the required negative grid potential. A capacity of 0.002 microfarad shunted with a resistance of 5000 to 10,000 ohms will be found satisfactory.

Compensation for radio artists is to be required by the Actors' Equity Association of New York, which has adopted a ruling that the radiophone is competing with the theater, and that those who talk or sing in the transmitting apparatus must be paid.


Construction of 100-Watt I. C. W. Transmitter for C. J. Dow, Hawaii

By Gerald M. Best and Ralph Heintz

THE consistent reception of 200 and 375 meter signals, both spark and C. W., in the Hawaiian Islands, at the station of Clifford J. Dow (6ZAC), has created a great deal of interest along the Pacific Coast, where, as would be expected, most of the stations Mr. Dow has heard are located. Many thought this record reception to be freaky and were inclined to be skeptical, but with the latest reports from Mr. Dow, showing continued reception night after night of stations such as XFI, which is 5000 miles distant, on the Atlantic Coast, and numerous intermediate fives, eights and nines, ample proof is furnished that Mr. Dow has set a record for short wave reception second to none. All his work has been done with a loose coupler, detector and one-step amplifier, connected to a 50-foot antenna suspended to a neighboring palm tree.

Dow's completed set, when connected to a small amateur antenna, showed a decrement of .032, which is all that can be desired for sharpness. If Mr. Dow follows the usual precautions of thoroughly guying and securely fastening his new antenna, he will not have much trouble from swinging signals.

Accordingly, the apparatus indicated in the diagram was assembled and the completed transmitter is shown in the illustrations. Not a single item of material was used that could not be purchased readily in the stores. The panel is of $\frac{3}{8}$ " Formica and all the wiring is No. 12 B. & S. solid copper with varnished cambric sleeving for insulation. The power transformer and key are separate from the main transmitter, for the purpose of convenience in shipping. The assembly work was done by Heinz & Kohlmos in San Fran-



Front View of Set

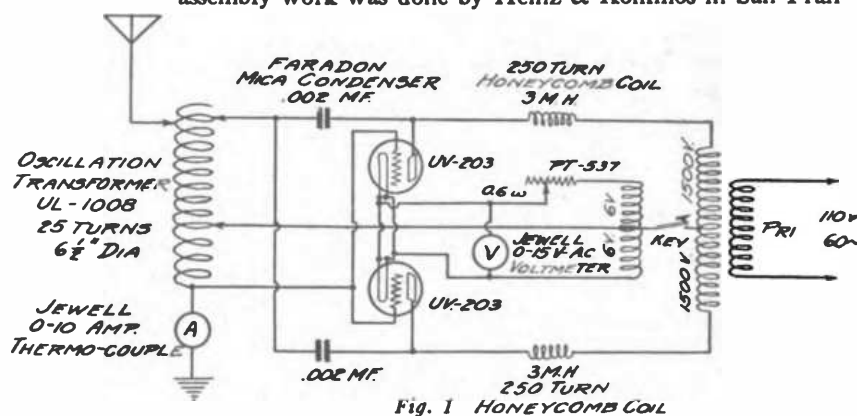



Fig. 1 HONEYCOMB COIL



Rear View of Set

Mr. Dow has, for some time, had a very healthy ambition to be able to reply to those he hears, not by letter, but with a transmitter of his own. However, since he does not boast of being the sugar king of Hawaii, and hence is not desirous of installing either a thousand dollar antenna system or a miniature radio central, it remained for some of his C. W. friends in the States to get together some sort of a transmitter for him, which would be reasonably priced, simple and economical to run, and capable of covering the 2200 mile stretch of water between Wailuku and the nearest point on the California coast, as well as packing an extra kick to travel still greater distances over land.

We could think of no better type of transmitter to meet these needs than two 50-watt tubes in a Hartley self-rectifying I. C. W. circuit, as shown in Fig. 1. There are no expensive pieces of apparatus such as generators, etc., to buy and no great outlay would be necessary in its construction. Some may object to the single coil circuit used in the oscillator, saying that such a circuit does not have such a sharp decrement, and is subject to swinging. Since Mr. Dow's signals are expected to be heard on the ordinary regenerative receivers, and not on special and very delicate super-heterodyne apparatus, it would appear that a slightly broader wave is to be desired. The decrement of a transmitter of this sort is around .03 to .04, or about twice the decrement of a very sharply tuned two coil C. W. transmitter, and tests on Mr.

cisco, and the character of their work is shown in the fact that not one case of trouble was found when the transmitter was tested on an antenna, and a radiation of 5 amperes on 200 meters was obtained within 10 minutes after the set was put on test. The power supply at Wailuku is 60 cycle 110 volt a.c., so that no special transformer had to be constructed to meet unusual conditions.

After the transmitter had been thoroughly gone over, and everything found O. K., DX work was commenced in earnest and such stations as 5ZA in Roswell, N. M., a distance of 1000 miles, and many others, were worked with ease. Finally, a cablegram was sent to Mr. Dow, making an appointment with him to listen in on the night of Wednesday, February 22nd, for his own transmitter, and test messages were directed to him over a period of about an hour. The following morning we received the joyful news by cable from Dow, "Signals QSA throughout transmission," showing that the transmitter has certainly lived up to expectations.

Having thus proved its worth, the complete outfit was

How to Make a Two-Step Amplifier

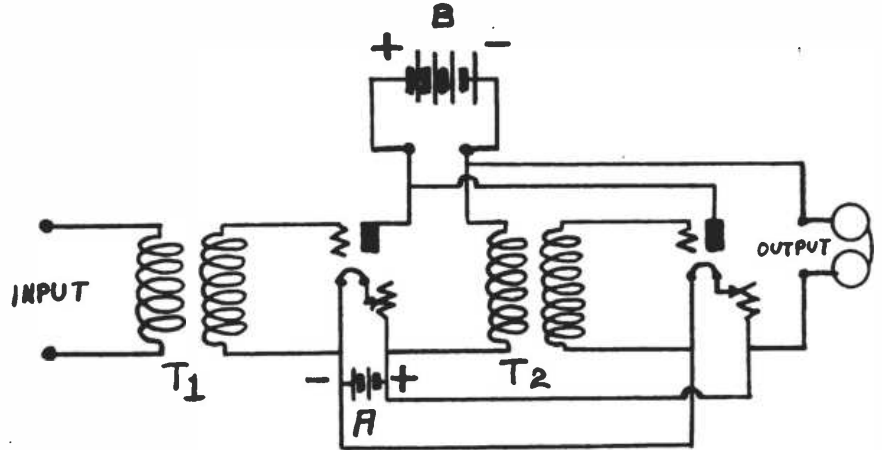
By D. B. McGown, Assistant Radio Inspector

WHEN the receiver which was described by the writer in March RADIO has been completed, tested, and found to work satisfactorily, the owner thereof will find that it will not be sufficient to get all the radio telephone concerts and broadcast matter as loud as he would like to have them. The need for an amplifier becomes apparent at once, and is the only solution to the problem.

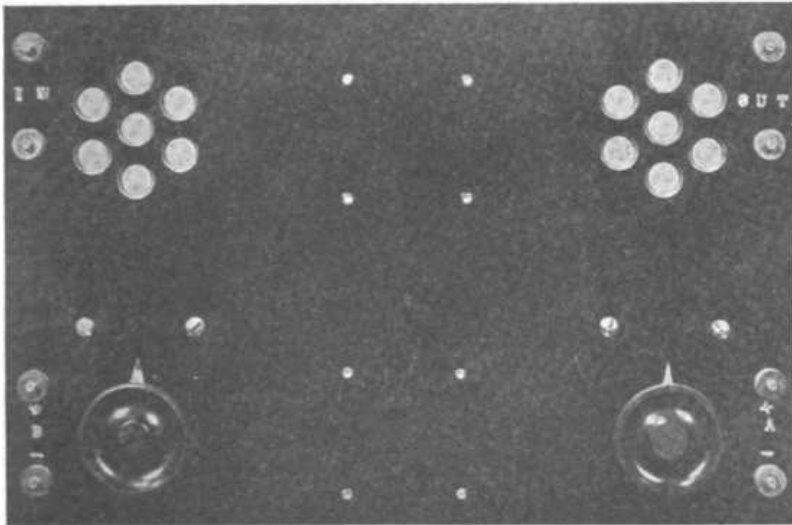
The exact design of the amplifier, as well as the detailed circuit used, is given herewith, and is shown in the accompanying cuts. It is not possible to construct as much of the amplifier as it was with the tuner, so the work becomes largely a job of standard parts. Some of these parts, such as sockets, rheostats and binding posts, could be easily made if one had a complete machine shop, but usually such tools as are required are not available, and furthermore, the time expended on the actual

phones" on the detector panel forms the external circuit, in this case. The two binding posts at the upper left are the ones used for this purpose. There is then a current induced in the secondary of the transformer, T_1 , whenever a sig-

nal passes thru the primary. This in turn affects the grid of the first amplifier tube, whose output goes to the primary of the second amplifying transformer, T_2 , and from the secondary of the secondary of this, to the grid of the



Amplifier Circuit Diagram



Front View of Completed Amplifier Panel

manufacture would be so great that it would be a better plan to buy the parts anyway, if the builder's time is worth anything at all.


For most purposes a "two-step" amplifier will be found to be satisfactory and capable of giving loud enough signals to render the music audible to all. For this instrument, we will need the following:

- 1 panel of convenient size and thickness.
- 2 amplifying transformers (audio frequency).
- 2 tube sockets.
- 2 vacuum tubes (amplifier tubes).
- 2 rheostats.
- 8 binding posts.
- Wire for connections.

The circuit diagram for an amplifier of this type is shown herewith. The posts marked "input" are connected to the primary of the amplifying transformer on one side, and the current from the pair of binding posts marked "tele-

second tube. The telephones are then connected to the output circuit of this tube, as shown. Binding posts for use for this class of work are mounted on the upper right side of the panel, opposite the posts marked "input," but the telephones connect to the "output" posts. Two lower sets of binding posts are also shown, one pair on each side. One pair is used for the A battery, and the other for the B battery.

The same batteries may be used for the amplifier as are used for the detector tube, but they should be taken care of, and not allowed to run down, which they will do very easily if abused as the amplifier takes considerable more current than the single detector tube. When making the connections, it will be found that there is one post of the filament circuit which need not be connected with the A battery. This, if everything is



Rear View of Completed Amplifier Panel

connected right, is the negative lead, and this post may be left open. This circuit is already made within the detector set itself, and if connected thru the amplifier as well, simply means extra work for nothing. This only holds true when a common battery is used for the filaments and plates, of course.

The common method of using "jack" and "plugs" to switch into the detector, and various different steps on the amplifier have been abandoned in this particular type of amplifier. In most cases persons listening in to concerts will never use less than two steps, and the extra expense and trouble of installing jacks is scarcely worth while.

Instead of the output of the last stage of the amplifier being connected to a pair of telephones, a "loud speaker" may be substituted, which, with a horn, will allow the music or telephone or other received conversation to be heard without difficulty. If this is too weak, it may be necessary to add a third "step" to the amplifier. This may be done by adding another transformer and tube and rheostat, etc. The input of this transformer will then go to the point where the telephones are now connected, and these, or the loudspeaker, may be connected in the output of the third tube. It is not advisable to carry the amplification farther than this, in most cases, as the extraneous noises usually introduced are magnified by each succeeding amplifier until more "noise" is heard than signal.

The loudspeaker used may be some one of the more elaborate instruments on the market, or a Baldwin receiver attached to a phonograph horn may also be used. Some types of ordinary metallic diaphragm telephones may be used in place of the Baldwin, and almost as good results obtained. The horn may be attached to the receiver in any convenient way. A horn may be procured and taken to a machine shop and carefully and permanently fitted to the receiver, or simpler means may be used. The writer has seen one such loudspeaker made up by taking a telephone and binding the horn onto the telephone with ordinary tape. Not a very fancy looking job resulted, but one that was "workable" was certainly obtained.

RADIOBILITY

*The Word You Have Been
Wishing For*

RADIOBILITY—The quality of the etheric atmosphere for the propagation of radio telegraph or radio telephone signals.

The **RADIOBILITY** is good when there is no interference from atmospherics or fading.

Originated by W. Harold Warren, 2AVO, 605 Munroe Avenue, Asbury Park, New Jersey.

How to Operate a Receiving Set

By Malcolm P. Hanson, Chief Radio Operator University of Wisconsin

OWING to the sharply tuned waves of radio telephone signals, their reception at a distance usually requires careful adjustments of the receiving circuits, and is not accomplished as readily by the novice as is the reception of spark telegraph signals. In view of the differences of manipulation of the various types and makes of receiving sets, it is possible here to give only a general outline of the procedure to be followed. For complete operating instructions, the receiving operator should consult the manufacturer of his apparatus.

Before signals can be received, the detector must be in proper adjustment. Mineral detectors are adjusted by varying the pressure and spot of contact on the crystal until the note of the test buzzer is heard most clearly through the phones.

Gas-content (soft) detector tubes are adjusted by raising the filament current gradually, until a slight hiss is heard in the phones, and then reducing this current until the hiss just stops. Care should be taken during this adjustment to set the regenerative inductance or tickler coil at its minimum value. The plate (B battery) voltage at the same time should be so adjusted, by means of variable battery taps, or preferably by means of an A battery potentiometer, that this hiss commences at as low a filament current as possible. Most gas-content detector tubes require a critical plate voltage somewhere between 18 and 22 volts. The adjustment is most easily made by the use of an A battery potentiometer, which connects the negative end of the detector plate battery to any desired point between the positive and the negative terminal voltage of the filament A battery, thus providing a continuous 6 volt variation.

Many operators who wish to avoid the critical adjustments necessary for operation of a gas-content detector tube, find it convenient to employ a hard amplifier tube in its place, at a slight loss of sensitivity. These highly evacuated tubes are not critical in adjustment, and have no "hissing point." The best plate voltage for these tubes when used as detectors is best found by trial, but is not critical.

Amplifier tube filaments are burned at just sufficient brilliancy to give maximum signal strength. Any plate voltage from 45 to 90 volts or even higher may be used on amplifiers, the higher values of plate voltage generally giving somewhat increased amplification.

After the detector and amplifiers are adjusted, the signals desired are "tuned in" by varying the inductance and the capacity of the receiving circuits. Where a separate primary and secondary cir-

cuit is employed, the beginner frequently makes the mistake of using too tight a degree of coupling, which increases the condenser.

Signals received are greatly strengthened by use of a regenerative circuit, properly adjusted. To obtain regenerative action, carefully increase the plate inductance or tickler coupling until a slight hissing or hollow sound is heard in the phones, then move the adjustment back slightly until the hissing just stops. If the circuit is functioning properly, it will be found that phone and spark signals can thus be regenerated and their intensity increased many times. The slight hiss just mentioned indicated that the detector circuit is in a state of oscillation; this adjustment should be used for receiving continuous wave telegraph signals, and will also be found advantageous initially to "locate" radio telephone signals from distant stations.

"Locating" radiophone signals is accomplished by careful variation of the tuning while using an excessive value of tickler coupling or plate inductance, i. e., just within the "hissing" region. Continuous wave telegraph signals will now be heard, and phone signals can be recognized by the steady whistle-like beat likelihood of interference from other stations. To pick up a signal, a moderate degree of coupling should be used, and the tuning of both primary and secondary circuits varied until the signal is heard; the coupling should now gradually be loosened, and at the same time the tuning of primary and secondary be slightly readjusted for maximum signal strength. It will generally be found that, with a proper degree of loose coupling, interfering signals and strays may be diminished, without reduction in the strength of the signals to which the apparatus is tuned. Because of their sharp wave, radiophone signals may be received with much looser coupling than spark telegraph signals.

Where a single circuit tuner is employed, the tuning of the desired signals is greatly simplified by the absence of coupling and secondary circuit adjustments. In one well-known make of single circuit tuner, both the inductance and the capacity of the tuning circuit are varied simultaneously, by means of a single adjustment; other makes of single-circuit tuners are adjusted to the desired wave by varying the inductance by steps, by means of a tap switch, and then by careful variation of the tuning note which their carrier wave produces.

The Radio Wave

By Charles K. Fulghum

IT IS certain that the transference of energy which makes possible radio communication, takes place in the form of a wave. What this wave is, and some of the fundamental phenomena associated with its propagation, are presented to the amateur in this article.

Texts usually treat the subject in this light: The amateur is told that radio communication is possible thru the agency of certain waves, these waves being similar to those formed by a drop of water falling into a still pool; that these waves spread out thru the ether; that they are absorbed by the sunlight; *et cetera, ad infinitum*. On the other hand, original papers explaining these waves lead the bewildered amateur thru a devious route of differential calculus and trigonometry, and as far as he is concerned, gets him nowhere. After several years of this is it to be wondered at that the amateur's conception of a "radio wave" is about as clear as mud?

It is true that the knowledge of these waves is very slight and that at the best, we can but advance theories as to what they are. This explanation, of one of those theories, was adopted because to the writer it seems the most plausible and would be best understood by the average reader. The writer sincerely hopes that, after reading this article the amateur will at least dispute the validity of this theory.

Wave motion may be defined as a periodic, undulating motion which takes place in an elastic medium, due to energy being periodically supplied to some portion of that medium. For illustration we may fall back on that given in texts. Thus, if a stone is dropped into a still pool of water, waves will be formed and these will spread from the point of disturbance in all directions. If a point is chosen beneath the surface of the water, and a careful study made under the conditions which take place in this medium during such a disturbance as cited above, we find that the water is not moved along, but is merely compressed and rarefied, corresponding with the wave motion which takes place on the surface. One such period of rarefaction and compression, which may take place in any medium, is known as a "wave." Wave length is measured from any point in one such "compression" to a like point in the next.

From waves in water to waves in air is but a short step and we find that waves which are formed in this medium are similar in many respects to those formed in the water. Characteristic of these "air waves" are the waves which cause sound. A disturbance which will cause sound "breaks" up the atmosphere

into a series of rarefactions alternating with points of compression which move outward from the point of disturbance thru the atmosphere until the energy of the wave train is dissipated, probably due to molecular friction. Thru the work of a number of scientists we are able to photograph these sound waves and study their formation and determine the fundamental phenomena associated with their propagation. Notable among these men is Professor Foley of the University of Indiana. A study of sound wave photographs made by his method was undertaken by the writer a short time before this article was prepared and some of the conclusions arrived at in the explanation of radio waves which follows are based on the characteristics of sound waves, methods of formation and their propagation thru various media.

THOSE familiar with electro-statics know that, when two plates forming a simple condenser are charged, the dielectric separating these charged surfaces is in a strained condition. This can easily be proved by examining a dielectric of glass with a polariscope when the dielectric is between two highly charged surfaces. It is evident that if the dielectric separating the conducting surfaces is a medium such as air, this stressed condition will not confine itself to that portion of the medium which lays between the plates, but will extend for a considerable distance beyond them. If we increase the area of one of the plates and keep other conditions the same we find that the stressed condition is more apparent near the surface of the enlarged conductor. If the larger conducting surface is formed of a variety of materials whose coefficients of conductivity vary widely, the "field of stress" over these different materials varies proportionally.

It is now evident that the surface of the earth can be considered as the plate of a huge condenser and the antenna of any radio station as the other conducting surface. When the antenna is charged a stress will be produced which theoretically can be detected at any place on the earth's surface.

Were the earth's surface of uniform conductivity, the amount of this stress would be diminished as the square of the distance from the radiating antenna, equally in all directions. It is also evident that the velocity with which this stress spreads over the surface of the earth will equal the velocity of electricity.

It can be shown that if an electro-scope is introduced into the "field of stress" between the two charged plates previously mentioned, a displacement of

the indicator will be caused, showing that a charge has appeared on the metallic portion of that instrument. The same is true of the earth forming the plate of a huge condenser. If we erect an antenna in such a "field of stress" a charge will appear on it. Why we are able to differentiate between the "field of stress" that various transmitting stations create necessitates an explanation of wavelength.

If the velocity of waves passing a point is uniform, the number of waves that pass that point in a given length of time will depend on the length of the waves. Thus, supposing the waves to be of uniform length and their frequency is lowered; i. e., the number of waves formed per unit of time, the wavelength must be increased and vice versa.

Since the current which flows in the antenna system of a transmitting station is an alternating current of radio frequency, a similar variation will be caused in the charge which is induced in the antennae of receiving stations which lay in the "field of stress" created by the transmitting station. If this charge is to cause a current to flow in the antenna of the receiving station (which it must do if we are to detect it), the impedance of this circuit must be reduced to zero for currents of a frequency equal to that of the transmitting station. This is what is done when a station is "tuned in." It is apparent that if a transmitting station varies in frequency while "working" another station, it will cause much trouble at the receiving station. This is the case with certain types of arc and spark transmitters where the current is constantly varying slightly. Such stations cannot be sharply "tuned in," and they cause any amount of trouble for all receiving stations that lie in their vicinity. Mention of these types of transmitters will be made later in connection with the distances covered when dealing with various methods of producing the radio frequency currents for the transmission of intelligence.

PRACTICALLY all of the phenomena of radio communication have to do with the distances covered by the transmitting station. These phenomena have been divided into two classes. The first deals with the radiation system; the types and directive properties of various antennae, and the sources of radio frequency currents and their qualifications.

The second class has to do with cosmographical influences and their effects on the "field of stress."

Continued on page 46

Grid Leaks

TRUE STORIES OF THE WIRELESS

By EARL ENNIS

John S— dropped in on a friend one night, and for the first time, heard a radiophone concert. From that night on he was a changed man. He haunted wireless shops. He priced instruments. He studied catalogues. Finally, one day, even as you and I, he fell. Walking boldly into a store, he bought a complete set and marched jubilantly home with it under his arm.

That night he placed the set on the table in his living room while his family collected around him and marveled. He fastened the phones just where the man had shown him. He turned on the lamps. He heard a sound in the receivers like mother frying a steak, or a wet sock broiling in front of the fireplace. That was all he heard, no matter how hard he turned the knobs.

In despair John crossed the street and hunted up a boy who owned a home-made set worth about eighty-five cents, Mexican money. The boy came over. John asked him technical questions.

"Ain't my battery all right?"

"Sure," said the youth.


"Ain't I got enough lamps?"

"I reckon."

"Then what's the matter with the set?" demanded John.

The boy scratched his nose with a reflective finger.

"Well," he said, "I don't know how it is with your set. But mine works better when I got an antenna connected to it. . . ."



The Home-Brew Set

—Western Electric News

BROADCASTING OPERATOR: "That last piece was 'Sweet and Low' by Al. McGluck, the Irish tenor, a victorious record. Just a moment, please . . . We'll have a two minute intermission. . . . I'm glad you're all enjoying the concerts. The next will be a prayer. Let's go!"

"Pretty maiden, chic and gay,
QRD for a swell cafe;
QRK, Oh dainty she?
Wilt thou shake a foot with me?"

"ORM," the maiden said,
As she coyly tossed her head.
"QRW—I cannot go;
QRZ—my answer—no!"

"Pretty maiden, how you vex!
QRV? And QRX?"
"Stand aside!" the maid's decree.
"QRU—don't fool with me."

SOME RADIO VERSE

By EARL ENNIS

ROUGH STUFF

There was a funny little guy,
Who took up radio;
He bought a fancy tube set
But he couldn't make it go;
He clamped a piece of crystal
Beneath an old bent pin,
And made his own detector, and
B'gosh, it brought 'em in!

RADIO GOOSE RHYMES


Sing a song of wireless,
A table filled with junk;
Four and twenty-hook-ups,
Mostly all the bunk.
When the music's going,
And the voice comes in,
Isn't it a merry thing to realize that
the blamed set is working in spite of the fact
that the antenna is connected to the B battery?

GIMME

Maid of Athens,
E'er we part—
Give, Oh give me,
Back my heart;
Gimme back my honeycombs
Gimme back my diamond ring;
Gimme back my two-step too,
My Baldy phones and everything.
Maid of Athens,
You're tuned out;
I liked 'em lean,
And you got stout.


THE AERIAL

The wires I've strung for thee, dear set
Are like a shoe-string gambler's bet—
Each strand a sob, each sob a pain,
No sooner up than down again.
I cinched you like a fiddle string,
And in the house the lead I'd bring,
And every time a high wind blew
And something snapped, I knew 'twas you,
My aerial! My aerial!



Why don't you put up an "Umbrella" aerial?

Ah! I hear they leak too much!



When They Transmit Power via the Ether!

Abbreviations are used in radio communication to save time. The same abbreviation is used for answer or notice as for the question. Thus as a question QRM means "are you being interferred with," and as an answer means "I am being interferred with." It is regularly used to denote interference just as QRN denotes atmospheric or statics. QST means "will you forward the radiogram"; QRD, "where are you bound for"; QRK, "how do you receive me"; QRW, "are you busy," or "I am busy"; QRZ, "are my signals weak"; QRV, "are you ready"; QRX, "shall I stand by"; QRU, "have you anything for me," or conversely, "I have nothing for you."

A Phony Freeze-Out

By Volney G. Mathison—A Samuel Jones Story

“WIRELESS operators are a thing of the past,” breezily proclaims Mr. Aloysius Bean. “Thanks to our wonderful new Hellkum wireless telephone, the time has come for the telegrapher-tourist to fold up his license and go to work.”

Hell-Fire, Old Judge, an' myself, sittin' at our interrupted poker game in the Unga wireless-shack, receive this calamitous news in wonderin' silence. From our window overlooking the bay, we had seen th' mail-boat come in to dump off this tortoise-spectacled bird along with a lot of boxes an' crates; an' while we had been sort of wonderin' who an' what he was, th' cards had been runnin' too good to allow our attention to get deflected off th' jack-pot into any idle speculations.

“Well, personally, I ain't much concerned, mister,” I remarks, calm-like. “I'm now livin' as a gentleman 'a leisure—that is as long as th' codfish-snailers' cash an' my poker-luck hangs out—but I'm kind'a sorry fer Old Judge an' Hell-Fire, here, an' all th' rest of th' brass-pounders scattered along this Alaska Peninsula. There must be twenty or thirty of 'em.”

“Twenty-eight,” rejoins Mr. Aloysius Bean, complacent-like; “there are twenty-eight radio stations in this Bering-Sea region owned by the various salmon and codfishing concerns; and we are going to install one of our latest model radiophone sets in every one of them. The apparatus is already here, and also five installation experts, including myself, to put it in. In three months there won't be a wireless operator left on the Alaska Peninsula.”

“Zat so!” barks Hell-Fire, jumpin' up, with one hand under his mackinaw an' a bad look in his eye. “Say, you better vamoose, you——”

“I don't know if I got you straight, mister,” I says, landin' Hell-Fire a hard kick on th' shin, meanin' for him to keep his shirt on. “Th' idea is that all these cannery companies are goin' to use wireless phones an' do away with th' operators?”

“Exactly,” replies Mr. Aloysius Bean, still wearin' his irritating smirk, but watchin' Hell-Fire pretty uneasy-like out of the corner of his eye. “On account of it being such an isolated region, the owners have been given permission to run their own phone sets, without operators' licenses.”

“But how are they goin' to handle all the business to an' from th' States?” exclaims Old Judge, who I can see is badly worried about his berth at K-V-I. “That is our main traffic, an' it all has to be sent to th' naval stations for relaying, either way.”



“That night Fat tries to make a get-away, but he stumbles over a wash-tub full of dirty dishes.”

“That has all been taken care of,” replies Mr. Aloysius Bean, smoothly. “We have made arrangements with the navy department to install one of our radiophone sets in the naval station upon the Pribiloff Islands, which all the fishing companies will jointly pay for. This will make it a simple matter to handle business that has to make the Alaskan navy relay to outside points.”

“I HAD a hunch that guy was gonna mean trouble, th' minute I lamped him,” glooms Hell-Fire, when Mr. Aloysius Bean has departed in company with the Brainless Swede, the fish-boss for the codfish company who own K-V-I. “Some people got a crust, sayin' Alaska still has a touch 'a th' western days 'a forty-nine, when a google-eyed combination of a two-by-four wireless pole an' a fizzled B-battery like that can land on these shores, an' live. I tell ya, this country's goin' to th' dogs; th' time is comin' for all us real westerners to shove on to Siberia——”

“He'll prob'bly come out to th' dance Saturday night; an' you kin frame it up to start a fight with him fer dancin' with your best girl, an' knock his block off,” suggests Old Judge, hopeful-like. “Soapy Komedal was grumblin' th' other day that he hasn't sold a tombstone for three weeks—an' if th' marshal brings you in, I'll throw it out 'a court as bein' a case 'a *dux femina facti*—which means, Th' Cause of it was a Woman.”

While Hell-Fire an' Old Judge are plottin' the legalized extermination of Mr. Aloysius Bean, personified black plague on brass-pounders' meal-tickets, I am doin' some complicated thinkin'.

“You're too previous with all that six-shooter talk,” I informs 'em. “This

vacuum-tube stuff is bound to come—an' it's a good thing. Here we've got a bunch 'a out-'a-date stations, made up with all kinds 'a rotten old junk scrambled together, some of it workin' bum, an' th' rest of it worse. Now we get brand-new sets, all uniform, an' th' latest thing in radio. We want them tube sets to go in—we need 'em.”

“Where do ya get that *we* stuff—are ya tryin' t' double-cross us!” flares Hell-Fire. “Once them talk-to-hellenbak wireless phones are in, *we* are out—out like a bunch of old battle-ships hit by a shower of advance spring fashions in air-plane bombs!”

“Your mental perambulations are about as graceful as a Missouri rube runnin' to a fire with his feet caught in a barrel-hoop,” I retorts, coldly. “There's several things about this scheme which I can see haven't been figured on. Th' key-punchers may be ostracized from th' payroll an' th' ol' grub-shack fer a while—but not long. We been strugglin' here long enough with shot-up condensers an' ear-splittin' interference. Let th' tube sets go in!”

“All right, Mr. Conqueror 'a Ouglamuck,” growls Hell-Fire, sour-like. “Wel'l let 'em—I s'pose we can't do nothin' about it, nohow.”

THEY were dazzlin' sets. A heavy bakelite panel carrying the controls an' meters, a rack full of the finest C. W. apparatus ever built—an' four glistening 250-watt power-tubes. Using the latest thing in power-amplifier circuits, they are built to work on three-phase alternating current, without rectifiers, an' use no big modulator tubes.

On a separate base, designed to be belted to the gasoline-engine of the old spark outfit, is a triple-generator set, which furnishes filament currents, a thousand volt current for the small master-tube circuits, and a three-phase alternating current, stepped up through a transformer to 2500 volts, for the big power-tube plates.

A light handled microphone-transmitter is hooked up to the panel with a long cord; and a desk push-button operates an automatic aerial-switch and also controls a special circuit to ease the voltage-shock when the big tubes are set to work. After the apparatus is adjusted, there seems to be nothing to do but push this button to talk or to listen in on the snappy three-step amplifier receivin' set.

They look like fool-proof outfits, and we hear that after they are all installed, Mr. Aloysius Bean is goin' to stay an' travel around from station to station as a maintenance expert, to keep 'em perkin'.

Continued on page 60

A GOOD OPERATOR!

Thinks twice before he starts up.

He listens to what is going on on the wave he is going to call on, and also on the wave of the station he is going to call, if different from his own, before he calls.

He stops to think whether the station he is about to call is on schedule with someone else, or listening to QST on another wave, or for any reason may not be on his regular listening wave, or may not be on watch. (Ships should be furnished with working schedules of all stations for this purpose.)

He never answers hams who he knows want to chew the rag or do unnecessary communicating.

Never makes unnecessary signals.

Doesn't indulge in the ham practice of making dozens of meaningless signals, i. e., attention signals, Vs Ks GAs, finish signals, etc. A transmitter is for carrying on communication with, not for making a noise.

Knows and uses the international abbreviations, and when it is necessary to use plain language, doesn't spell everything out in full, but uses Phillip's code abbreviations.

Never calls a station who has just finished calling some other station, until the calling station has a chance to listen and see whether the station called answers him.

Doesn't call continually with no appreciable interval between calls. If a station doesn't answer, there isn't much use calling again in half a minute. Wait at least five minutes unless you are sure you are well within range and that the operator you are calling is on watch and not QRM.

Always uses lowest power.

Reduce your power while you are working a station till he says QRZ, then increase a little.

Decreasing your voltage is not sufficient to decrease the distance you are heard, and the consequent QRM you cause. Cut down the gaps simultaneously with the reduction of voltage. You may be surprised how far you can work with a third the number of gaps you have been using.

If you call someone on medium power and QRM comes in or you begin to fade to him, you can then increase power if you don't keep your set crowded to the limit all the time. It's better not to raise a station quite so far and be able to have some power when he calls for more, than it is to raise him with the limit of power at the limit of range and cause twice as much QRM trying to work him QRZ, and then stand a chance of not getting the biz off.

Always shifts wavelengths when possible.

Never tries to pound through QRM on 600 meters and cause still more by doing so, when he has other waves at

his disposal. A lot more work can be done on 300 and 450 than many operators think.

Uses QSY waves whether there happens to be anyone else in on 600 or not. Someone else may be waiting for the air to clear up, and you never can tell who you are interfering with, even though you may not be able to hear them.

Considers 600 meters more as a calling than a working wave. The ship calling wave should be reduced to about 450 or 500 meters so that a station could QSY to longer waves when his calling wave signals were weak, and to shorter, more inefficient waves (for the average ship antenna) when his calling wave signals were loud. This would insure a station always being able to clear a station which he could raise on his calling wave. Ships should also be equipped with more waves, say every 50 meters from 300 to 650, tuned sharp and exact. There is too much work being crowded onto 600 meters.

Never sends faster than the man he is working.

The speed at which an operator works you is the speed at which he would probably prefer you to work him.

Doesn't ask for unnecessary QSRs.

QSR is a common cause of QRM. Why put a message on the air two or three times with its attendant repeats, fills, etc., and cause correspondingly more QRM when you can probably get it off yourself by waiting a little.

With a high power set has consideration for small stations.

The fellow with a small voice may be just as good an operator or better than you are. Anyway, he's human and trying to hold down a job and get his business through just like yourself.

He never tries to work through someone else because he knows he can. He waits his turn.

Keeps his set tuned sharp and with a good note.

Get your power on one wave and work twice as far with less QRM for the rest of the stations.

A good note gets more answers, does more work, and bespeaks a good operator.

Never gets personal over the air.

It doesn't do any good.

Is always on the job for calls on whatever wave he is supposed to be on.

Doesn't stand his radio watch in the galley.

Listens in with his bulb oscillating.

And picks up five times as many calls.

Doesn't pass the buck.

When he is "called down" for something, doesn't begin to blame it on the "navy operators," "Japs" or the fellow on the other end. BE sure your failure is not due to your own work first.

Sends good stuff.

Some operators do. A few can't. Most can, but don't.

Keeps up to the radio times and the advancements in the art.

And all the little kinks and tricks that make the other fellow's work easier or improves his own service.

WHERE DOES HE LIVE? Show him to me!

TRANSMITTING ON GALENA

By L. F. SEEFRED, Radio 6EB

I presume most of the fellows interested in radio know by now that one can transmit on their own receiver by making the bulb oscillate. Tune the set until you get on the "beat note" or "carrier wave" of another amateur station, and then insert a key in the ground or antenna lead and work with him. Here in Los Angeles when this system was first used by just three or four stations, the fellows used to have quite a system of secret communication. But so many know it now that if one tries to talk by these means, it causes QRM! However, this could be done in a smaller city with ease, but be sure your wave does not exceed 200 as it will result in some other kind of fun.

Now as for transmitting on galena, is something that everyone does not know. It is just as simple. One day while I was having my storage battery charged, I decided to "dig" out the old galena set to see what could be done on such a set these days. I tuned around and finally succeeded in picking up the "beat note" of some fellow's receiving set. Later I heard him sending to another one on the same wave. I immediately inserted a telegraph key in the ground lead and made several dots and dashes to see if I could break them. Sure enough, one of the fellows said to the other, "QRX, some one else is on our wave." They both immediately stopped and I gave one of them a call. He answered, and when I told him I was sending on galena, he began to have the —what you would call "250 wattitus." After that, we three talked together on this system most every night. The whole idea is that their receiving tubes would have to be heterodyning on each other before I could talk to them on galena. But just as soon as one of them would turn off the bulb, my transmitter would be dead!

An electron is the smallest known quantity of negative electricity. A negatively charged body is one having more than its normal number of electrons, and a positively charged body is one having less. An electron in motion constitutes an electric current. This motion is always from a place of high to a place of low pressure, the difference in pressure being known as voltage.

A Radio Primer

By H. A. Eveleth

AERIALS

THE functions of the aerial, or antenna as it is often called, are twofold: when used with transmitting apparatus it radiates energy in the form of ether electromagnetic waves and when used with receiving apparatus it absorbs energy from ether electromagnetic waves.

We say electromagnetic waves because these waves have electric and magnetic fields, at right angles to each other, similar to the electric and magnetic fields set up by a current flowing through a wire. Electric currents are set up in the windings of a dynamo or generator when the windings are made to cut magnetic lines of force by the rotation of the armature on which they are wound. The effect would be the same if the armature were stationary and the electro-magnets which form the pole pieces were revolved about the armature. It is therefore apparent that we may generate an electric current by either moving a conductor in a stationary magnetic field or by moving a magnetic field about a stationary conductor. The receiving aerial is a stationary conductor placed in the path of a moving magnetic field, this magnetic field being one component of the advancing ether electro-magnetic wave radiated by a transmitting aerial. A current will therefore be set up in the receiving aerial and suitable instruments will change this energy to sound waves which can be heard.

The material of which an aerial is composed should be a good conductor of electricity and of good mechanical strength, especially in country where it would be subjected to an accumulation of sleet. No. 14 stranded phosphor bronze wire is perhaps considered the best, but stranded copper wire of the same size will answer every purpose. Stranded wire has a larger surface area than plain wire and is a better conductor of currents of high frequency. It has already been explained that radio frequencies vary approximately from 2,000,000 to 15,000 cycles per second. Now a peculiar thing about high frequency currents is that they tend to flow near the surface of a wire and the higher the frequency the nearer they stick to the surface. Hence we use a stranded wire in aerials to give this high frequency current more surface or area over which to flow.

Aerials used for transmitting purposes should be carefully designed and on account of the high voltages to which they are subjected must be thoroughly insulated from the ground or from grounded objects.

Receiving aerials require much less insulation because they carry currents of very low potential and as much care need not be put into their design. In fact messages can be received, with suitable apparatus, on almost any non-grounded metallic conductor from a bed spring to a fire-escape or even the metallic frame of a spread umbrella. Seriously speaking, it is now possible to enjoy radio music while you lie in bed, hang out clothes or walk or ride about the streets.

The wavelength at which a sending station operates depends in part on the size and form of the transmitting aerial. Hence a station, desiring to use a certain wavelength, must design its sending aerial to approximate that wavelength and final adjustments can be made in the sending apparatus. We will explain later just how the wavelength can be varied, that is, how a given wavelength can be obtained.

Amateur stations are limited by law to a transmitting wavelength of 200 meters, hence an amateur's sending aerial must necessarily be comparatively small. Commercial ship stations operate on about 600 to 800 meters, using a larger aerial than amateurs, one stretching between the masts. Shore stations have room for much larger aerials and operate on wavelengths from 1000 to 1500 meters, while the transoceanic stations, using aerials often a mile in length and 400 to 600 feet high, operate on 5,000 to 20,000 meters wavelength. While a short aerial radiates more efficiently than a very large one, there is less absorption on long waves than on short waves and the longer waves are therefore used to cover great distances. The wavelength is not the range of the station as some people believe. A station on 1000 meters wavelength will transmit many times 1000 meters in distance.

The small aerial which the amateur uses for sending will receive practically all wavelengths when used with suitable apparatus, but to receive the higher wavelengths efficiently he should use a longer aerial. Hence some amateurs use two aerials; a short one for sending to and receiving from other amateurs and a long one for receiving long wavelengths.

A transmitting aerial should have both height and capacity. The higher the aerial the more efficiently it will radiate energy in the form of electromagnetic waves, and the greater the current in the vertical part of the aerial the greater will be the amount of energy radiated. Height is secured by placing the aerial as high above the ground as possible. Capacity is obtained

by stringing a number of wires in parallel and connecting them together at one or both ends. A conductor having capacity can store electrical energy, hence the parallel wires of an aerial have electrical capacity, that is, they will receive a charge of electrical energy. The effect of capacity at the end of the vertical part of the aerial is to increase the current in the vertical section which, as stated above, results in a greater amount of energy being radiated.

The "T" aerial is often used. This consists of one or more horizontal wires with the vertical part or "lead in," as it is called, attached at the center. This type of aerial gives good capacity for the amount of wire used, but it sags in the center, decreasing its effective height, and it is subjected to high potentials at both ends.

The inverted "L" aerial is very popular. It consists of one or more horizontal wires with the "lead in" taken off at one end. The farther end is subjected to high potentials. When the horizontal part is much longer than the vertical part it transmits more strongly in a direction opposite to the free end and receives better from the direction in which it sends best.

The umbrella aerial consists of wires running from the top of a mast like the ribs of an umbrella. It is a good type to use where space permits and is often used with portable outfits.

The loop aerial is so arranged that two "lead ins" are brought to the receiving apparatus instead of one. It is used principally for receiving in connection with portable sets, in places where larger aerials cannot be erected and in cases where it is desired to eliminate atmospheric disturbances and other sources of interference.

The aerial must be connected to another capacity through the sending or receiving apparatus so that the high frequency currents can flow or oscillate back and forth between the aerial and the second capacity. This second capacity is usually the earth, but when a good "ground" cannot be had a net of wires called a counterpoise is spread on or buried in the earth. A water pipe is the usual ground connection.

In the case of an aeroplane the aerial may be a wire trailing or a loop aerial placed between the wings or a "skidfin" aerial placed above and insulated from one of the wings. The second capacity or ground consists of the metallic work of the plane connected together electrically. The trailing wire is the best, but it has to be reeled in rapidly before the plane lands.

Continued on page 56

Radio Storage Batteries

By D. B. McGown, Assistant Radio Inspector

ONE of the most important classes of apparatus used in a radio station, outside of the actual transmitting and receiving instruments, is the storage battery equipment, both for auxiliary power supply to the main transmitter and for various other purposes. One of the largest single uses of storage batteries is on shipboard stations for "emergency" purposes.

There are two broad classes of storage batteries, the lead plate and the Edison "nickel iron" battery. Both types possess their individual advantages, and some may be better adapted to given conditions than others, and these conditions, as well as the cost, are usually the determining factor in the purchase of batteries by a ship owner, coupled, of course, with the ability of the salesman who is trying to sell the batteries.

All ships which carry 50 or more persons are required to have some source of power independent of the vessel's main power supply, which will be capable of operating the set for a four hour period, in case of emergency. Storage batteries are employed almost universally on all vessels, as until recently there was nothing else that would function with such ease and certainty. A gas engine driven dynamo, which may be easily started from a storage battery, has recently been developed, and may prove to be equally as efficient. The law requires that the power be available a few minutes after the need for it becomes urgent in the radio room, which prevents the use of an auxiliary "donkey" boiler, which could possibly be used, if unlimited time was allowed in getting the power. Thus, even with the gas engine driven equipment, we are not free from the use of storage batteries.

Lead batteries of modern type are always made with the so-called "pasted" plates. These plates are castings of lead, sometimes with a small amount of alloy added, made in the form of "grids," i. e., they are made up in the form of leaden frames, which have a large available surface, which surfaces are so designed that a "paste" made up of lead compounds, may be applied to the grids, and this paste is then held in firm contact with the lead grid by their peculiar mechanical construction. There are two plates in the battery, the positive and negative. The paste applied to the positive plate is made of chemically pure red lead, mixed with dilute sulphuric acid, while litharge, also chemically pure, is applied to the negative plate. These compounds are changed in their composition by the "forming" process, which will be explained later. These pasted lead plates are then immersed in a solution made of about 20 per cent chemically pure sulphuric acid and distilled water.

This article is different from the usual kind of catalog information about storage batteries. It gives information in simple terms that will enable anyone to take proper care of either lead or nickel-iron batteries. It also tells the why of what is done so that the radio operator need not "work in the dark."

When first set up, after the plates have been made as described, care should be taken to "form" the plates, by giving them several long charges and discharges, often called "forming cycles." This action turns the litharge in the negative plate into spongy lead, and the red lead on positive plate to lead peroxide. This process is reversed during the discharge of the battery, and the acid from the solution enters the plates, and causes the specific gravity of the electrolyte to fall, or in other words, for the acid to get weaker. The actual strength of the acid is measured by an instrument called a hydrometer, which is a small glass tube weighted at one end so as to float upright in the acid. The more acid present, the greater the density of the solution, the acid being heavier than water, and therefore the higher the hydrometer tube will float in the acid. By a simple method of comparison, the hydrometer is calibrated, so it may be used to measure the specific gravity of any acid. The specific gravity is, by definition, the comparison of the weight of a unit volume of water to the weight of a unit volume of the liquid in question, or in other words, if the specific gravity of a solution is 1.225, it actually means that the sample of solution weighs 1.255 times an equal volume of pure water. Pure concentrated sulphuric acid has a specific gravity of about 1.84, and the acid used in storage batteries averages from 1.220 to 1.280 (read "twelve-twenty," or "twelve-eighty"), so it is seen to be much weaker.

The actual value of the specific gravity used in a certain type of storage cell depends chiefly on the use to which the battery is to be put. The stronger the acid, the larger the current that the battery will deliver, for the same size plates, and (in effect) the stronger the acid, the greater the capacity of the battery. This can be easily seen, as the stronger the acid, the greater the amount of active material that can be acted upon per unit time, within limits. If the acid is made much stronger than 1.280, or 1.300 as maximum value, it will be found that the battery will be rapidly ruined by chemical action inside of the cell, which greatly shortens its useful life, even tho no cur-

rent is drawn out of the battery. On the other hand, if the acid is not strong enough, the battery's capacity will be greatly lowered, without serving any useful purpose.

For automobile and general work batteries are made up with thin plates, and a high gravity acid. The thin plates expose a much larger surface to the solution (which determines the battery's total capacity), and the high gravity gives a large current, which is required for the proper functioning of the starter motor (this current often rises to values as high as 150 or 200 amperes on a 6 volt battery). When such a battery is used, almost all the action takes place at the surface of the plates, while very little action occurs inside of the active material itself.

In radio work almost the other extreme holds. The battery is seldom used, and even when it is, it has no sudden drain which requires every available ounce of "pep" the battery can deliver. If the battery is used, a low current of long duration is drawn from it. Generally, the battery stands idle, except for a few short tests, and it usually requires only a small freshening charge to keep it in the best of condition. If a high gravity acid is used in such a battery, it will be found that trouble is almost sure to occur, due to sulphation, sooner or later. The best types of batteries used in radio work, for auxiliary power, have a low maximum gravity, usually 1.220, or thereabouts. When such a battery is discharged, the acid will gradually enter the plates, and penetrate them thoroly, due to the slow action of the low current being supplied, and the full capacity of the battery will be obtained. When the specific gravity has fallen to 1.150, the battery is considered discharged. Further current drawn from the battery will result in the acid entering the lead grids, which will ruin them in time, and also allows destructive compounds to form between the active material and the acid, which prevents the full action of these materials when the cell is functioning normally.

Unfortunately, such batteries are not generally available for installation. A battery of a given capacity will be almost twice as large, and will cost almost twice as much if it is of the low gravity type than if it is of the type using the stronger liquid. This high first cost causes more high gravity batteries to be used than actually should be, altho, with some extra care the high gravity batteries hold up very well.

In order to keep the batteries in good condition continually, arrangements are sometimes made to give the batteries a continuous "trickle charge." This is

Continued on page 52

The Vacuum Tube as a Detector

By B. F. McNamee

THE vacuum tube has become such a commonplace in radio that a complete description is not necessary. The essential parts are a filament, grid, and plate. The filament consists of a wire which can be heated by passing a current through it, as in the ordinary electric light. The plate is generally made of thin sheet metal, usually nickel. The grid is so called because it consists of an open coil or network of wires or metal strips; it is a sort of screen, and to be effective must be placed between the filament and plate. These three elements are enclosed in a glass bulb, and the air pumped out before it is sealed up. Four wire leads are brought out through the glass, one each for the plate and grid, and two for the filament.

Two kinds of filament are in use. The first is a tungsten wire like that used in "mazda" lamps, and when heated to incandescence has the property of emitting large numbers of electrons, or exceedingly small negatively charged particles. The second kind of filament consists of a thin strip of platinum which has been coated with certain chemicals which have been found to be good emitters of electrons. This second type of filament requires only a dull red heat to produce sufficient electrons.

The output circuit of a vacuum tube refers to what is connected between the plate and the filament; it is often called the plate circuit. In Fig. 2 this circuit is seen to consist of a pair of telephone receivers and a "B" battery, the latter containing some twenty or more very small dry batteries, with the positive end connected, through the telephones, to the plate. When the filament is cold, this circuit is evidently open, since no current can flow, inside the tube, between the plate and filament. When the filament is heated, it emits negative electrons which soon fill the surrounding space. But due to the way in which the "B" battery is connected the plate has a positive charge, and in consequence a great many of the negative electrons are attracted to it. This movement of electrons from filament to plate is in reality an electric current, and flows steadily through the output circuit, once the filament is heated. But a steady flow of current through the telephones will produce no sound; to produce sound the current must vary.

The input circuit refers to what is connected to the grid; it is sometimes called the control circuit. For the grid is the control element in the vacuum tube—it corresponds to the trigger on the gun, or to the valve on the steam engine. By making slight electrical changes on the grid, we can make comparatively large changes in the plate

A simple account of how the vacuum tube works, written for the layman.

current. The electron stream thru the tube, which constitutes the plate current, must pass thru the openings of the grid. A negative charge on the grid will repel some or all of these negative electrons back to the filament, thus reducing the current thru the telephones; while a positive charge on the grid has the effect of increasing the current thru the telephones.




Fig. 1. Conventional Diagram of Vacuum Tube.

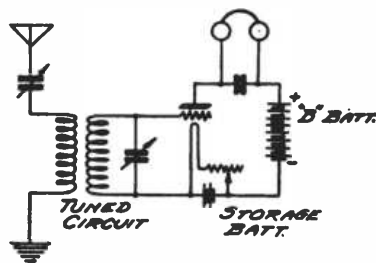


Fig. 2. Combined Input and Output Circuits.

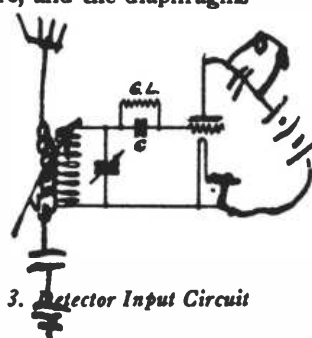


Fig. 3. Detector Input Circuit

It is thus seen that as the voltage of the grid is changed, the current in the output circuit undergoes a corresponding change. We may note, in passing, that a sufficient negative voltage on the grid will reduce the current in the output circuit to zero; this would require a voltage of about one-tenth that of the "B" battery, the exact amount depending on the kind of tube used. This point is not important as we seldom impress such a voltage on the grid.

With some adjustments of filament current and "B" battery, in the circuit shown in Fig. 2, the tube will act as an amplifier but not as a detector. With other adjustments the tube will detect. To illustrate we will suppose that an alternating voltage is impressed on the grid, this voltage changing back and forth between one volt positive and one volt negative. Further suppose that the current in the output circuit is 3 milliamperes when the grid voltage is zero, and that a change of one volt on the grid makes a change of one milliamperere in the output circuit. When this alternating voltage is impressed on the grid the output current will vary between 2 and 4 milliamperes, but the average current remains 2 milliamperes as before.

If this alternating voltage is of high frequency, as would be the case in Fig. 2 the current pulsations in the output circuit will be just as rapid, and will not affect the high-inductance windings of the telephones. Since the average current remains the same, there will be no change in current thru the telephones,

and no sound will result.

By changing battery values it is possible to find an operating point where the grid control characteristics are so changed that the tube will detect. This is the case when one volt negative on the grid will, just as before, cause a decrease of one milliamperere in the output current, but one volt positive will cause an increase of only 1/2 milliamperere. The plate current will now vary between 2 and 3 1/2 milliamperes, or an average current of 2 3/4 milliamperes. Therefore, each time that a group of waves is received, the plate current will decrease by 1/4 of a milliamperere, and the diaphragms

of the telephone receivers will be moved once. Just as in the crystal detector, the number of movements of the diaphragm per second depends on the number of groups of waves received in one second and not on the number of waves.

Another reason why the vacuum tube detects is as follows: When the grid is positive, it attracts some electrons which do not get through its openings to the plate. This constitutes a current in the grid circuit when the grid is positive; no current can flow when the grid is negative. This amounts to the same thing as connecting a resistance across the condenser each time that the grid is positive, and removing it when the grid is negative. If the circuit is tuned to the incoming signal, and afterwards such a resistance is shunted around the condenser, we will find that it considerably detunes the circuit. So when the grid is negative the circuit is tuned, but when positive the circuit is detuned and of course the voltage is lower. This means greater decrease than increase of output current, or a lowering of the average value, when each group of waves is being received.

The usual detector input circuit is shown in Fig. 3. C is a small condenser and GL is a very high resistance of the order of a million ohms, known as a grid leak. The amount of current flowing in the grid leak of a detector is so small that a lead pencil line on a piece of paper will suffice as a resistance.

When the grid becomes positive it will attract electrons, which can leave the hot

Continued on page 51

PROPOSED REVISION OF NATIONAL ELECTRICAL CODE RULINGS ON RADIO INSTALLATIONS

C. W. Mitchell, Board of Fire Underwriters of the Pacific, Merchants Exchange Bldg., San Francisco, as a member of the committee having in charge the revision of the 1923 National Electrical Code, requests answers to the following questions from those interested in radio installations. It is important that these answers be sent immediately to Mr. Mitchell.

RECEIVING STATIONS ONLY

1. What is the maximum height and length or other dimension of aerial that may be considered negligible as far as protective rules are concerned?
Height from ground?
Length of antenna or area?
2. Should aerial used exclusively inside of building be excluded from jurisdiction of rules?
If not, why not?
3. Should relatively low aerial of moderate extent or area, but exceeding the amount excluded from the rules follow telephone practice for protection?
(a) Should the minimum of protection include a 2500 volt fuse between arrester and interior wiring?
If not, why not?
(b) Should the minimum of protection include an arrester outside of building?
If not, why not?
(c) Should arrester be permitted to be grounded to water piping inside of building as per telephone practice?
(d) Should all installations be provided with a switch to disconnect receiving apparatus from aerial when station is not in use?
Will plugs and jacks be sufficient for this purpose?
4. What height, length or area of aerial should be set as a limit for the moderate protection including lightning arrester, etc?
(a) Height
- (b) Length or area
5. Should any device be installed and accepted as proper protection in conjunction with lightning arresters where aeriels are exposed to possible contact with lines carrying current at not to exceed 2500 volts to ground?
6. Vacuum arresters:
What can be done to detect and eliminate defective devices of this character?
(a) Tests.
(b) Inspection.

SENDING STATIONS

1. Is there a type of sending station that can be with safety excluded from the rules?
2. Is it possible to classify sending stations on a basis of wavelength or K. W. rating making less rigid rules available for the so-called "low powered installations"?
For example:
(a) From 0..... to meters (wavelength).
Size of aerial lead wire
From 0..... to K. W.
Clearance of wires from surface wired over
- (b) From meters to meters (wavelength).
Size of aerial lead wire
From K. W. to K. W.
Clearance of wires from surface wired over
- (c) meters or over (wavelength).
..... K. W. or over.
Present rules to apply for size of aerial lead wires and clearance.
3. We need a clearer definition of ground switch.
We use the word "approved."
(a) Performance test?
(b) Shall switch be capable of disconnecting apparatus from aerial?

- (c) Base? (design and material)
- (d) Carrying capacity? (cross section, etc.)
4. Clearance of aerial from wires in parallel with it?
5. Arrester..... Shall this device be approved?
(a) Performance test?
(b) Shall base include terminals for fuses?
6. Is there any method of installing radio aerial or of equipping a sending station with devices that will reduce inductance to a point where it will not be injurious to adjacent light, power or signal lines without reducing the efficiency of the sending station?

AMATEUR RADIO IN THE EAST

By WILLIAM S. HALSTEAD, 2LH

1SD "breaks thru" fine on spark.
Old 1XE has been changed to WGI.
1BKQ, using two 5-watt tubes, has worked stations in over seventeen states.
1ZE is doing good work on C. W.
1ANQ is reaching out with C. W.
2ASO has installed a C. W. set.
2UA finally succeeded in getting his "cage" up.
2OM still gets messages thru by the dozen.
2BQH is on the air once more with a new C. W. and fone set. Four 50-watt tubes are used as modulators and four as oscillators. The set was on exhibition at the Second District Radio Show.



3ALN, Operated by H. F. Hastings, 905 B St. N. E., Washington, D. C., Who Uses One 50 Watt Tube I. C. W. and Works 6XAD.

2BAK is now WRW. What next?

Broadcasting stations are springing up like mushrooms all over the Eastern states. The following Second District stations (limited commercial) have regular broadcasting schedules:

WJZ, Newark, N. J.
WOR, Newark, N. J.
WNO, Jersey City, N. J.
WRW, Tarrytown, N. Y.
WJX, New York, N. Y.
SDT, New York, N. Y.
2VA is on again.
2EL is keeping his "meat hooks" busy.
2BSC rattles the diaphragms with his spark.
2DK is temporarily dismantled as he is moving back to White Plains. Said Scarsdale was too near Yonkers. 2BK!?
3ZY is very QSA all over the East.
3ZO is doing his usual good work.
Wonder what the President says when 3A1.N goes on?
8BRL is pushing traffic thru in fine shape.
4EA handled quite a bit of traffic last month.
4BQ is very QSA on C. W.
4AS has changed from spark to C. W. 'At

a boy.

4GN helps to push traffic thru to the South.
They say 4FD is on with a 5-watt C. W. set.
4AG may put in a C. W. set—sometime.
Still hoping.
4GL is still racing around the ether.

AS THE NEWSPAPERS SEE US

Wuxtra, Wuxtra, Son of Prominent Citizen Installs a Wireless Station and Sends Messages all over the World.

Freddie Greenback, the fifteen year old son of Gogo Greenback, well known literary man, allows himself to be interviewed.

As the reporter knocked on the door a bright looking chap answered the call. He informed the reporter that he was Freddie, so the interview began. Little Freddie led the reporter through half of the rooms in the house and after crawling through a trap door in the ceiling of the back room they at last emerged into the radio room, which was located in a convenient corner of the back attic.

To begin with, said little Freddie, gaze out of the window and take note of those wires strung up between those two poles. They compose the oscillating circuit. They are what are used to pick messages off of the clouds. The higher the wires the greater the moistening. Now take notice of all the other wires which I have hung in the back yard. Those are called the counterweight, and their use is to balance the oscillator and keep it from falling. The counterweight must be perfectly ventilated, so there is a ground on the end of each wire to keep it aerated.

Now take notice of the instruments in the room. All those massive pieces in the corner compose the regenerator, which is the machine that is used for sending. That round box on the wall is a hot water meter, which measures how many miles per revolution my messages are traveling. To make them go faster or slower it is only necessary to change the clips on the fones and the desired result is obtained. All of those black disks mounted on that piece of cooklite are the controls that regulate the kick-back preventer and make it possible for me to hear messages. With that Freddie grabbed up the variable condensers and shoved them on his ears. Then he lit the transmitting condenser and gave the lead-in bushing a twist. Presently he removed the condensers from his head and remarked that NAJ, the broadcasting station of the Westinghouse Electric Co., was sending market reports on a dry wave. Suddenly a booming crash broke up everything, but Freddie said it was only 9BP, one of the Navy's big stations. He remarked that it was sending on a wave of 459 feet, 3 in., which was just about as high as his set would go. As soon as 9BP finished another station came on. This was POZ, one of the local stations in Evanston, Ill. Freddie jumped up and yelled excitedly, "I'm going to call him." With that he closed the grid leak and turned on the variometer. It began revolving at high speed and then he pressed the tickler. A heavy blue spark jumped from the variometer to the two telephones on either side. After doing this for about three minutes he listened again. "OH SHOOT!" he remarked, "he didn't hear me, so I have to call him again." And with that he started up the variometer and began all over again.

9BRE,
C-1 Park Apartments,
Evanston, Ill.

Body capacity effects, whereby closely tuned signals are lost when the operator removes his hand from the condenser dial, can be eliminated by the use of a vernier dial or by gluing a piece of tinfoil on the back of the dial and grounding it. By placing the eraser of a long pencil against the side of the dial and turning it slowly closer tuning is also possible.

News of the Broadcasting Stations

The *Oregonian*, Portland, Oregon, has installed a transmitting set employing the Heising circuit for modulation and the Colpitts circuit for oscillation, using three 50-watt tubes with 1000 volts in the plate circuit. A 60-ft. mast on the *Oregonian* tower gives the 70-ft. four-wire aerial a height of 192 ft. News, instrumental and vocal music is to be broadcasted regularly. Other radiophone stations are being operated in Portland by W. P. Hawley, Jr., and by the Northwest Radio Manufacturing Co.

New stations at San Francisco have been installed by *The Examiner* and by the Emporium.

Paul F. Johnson, proprietor of The Radio Store at Pasadena, California, has been assigned KGO as the call number for a broadcasting station that he will soon have on the air.

At the present time over one hundred receiving stations scattered throughout rural Missouri are co-operating in the distribution of this market news information.


TOLL BROADCASTING BY A. T. & T. CO.

The American Telephone and Telegraph Co. has erected a wireless telephone broadcasting station on the roof of its 24-story operating building between Walker and Lispenard Streets, New York City. This building is 350 feet high and rises conspicuously above any other building in the immediate neighborhood. The steel towers supporting the antennæ will be 100 feet high. This important radio distributing station is to be equipped with the latest developments of the Bell System, includ-

sion is not dependable and is not to be compared from a standpoint of service or economy with the transmission which is provided over wire. However, for a broadcasting service, which involves only one-way transmission, where the same message is given simultaneously to a great number of people within reasonable distances of the transmitting station, radio telephony offers a promising field for development.

THE WIRELESS COLLEGE

Entering a field of almost limitless possibilities in the realm of education, Tufts College has announced the completion of plans for what is probably destined to be the world's first wireless college. A series of lectures will be given free twice a week, broadcasted by radio telephone to more than 35,000



General Electric Company's Radio Broadcasting Room and Aerial at Schenectady, N. Y.
The Tower is 183 ft. High International Photo



Detroit News Radiophone, Employing Two 250 Watt Tubes as Oscillators, Two as Modulators, and One 50 Watt Tube as Speech Amplifier. This is Western Electric Instrument Used in Clement Test for New York, and Gives Radiation of 7 Watts.

Concert programs are sent out by radio broadcasting station WGY of the General Electric Co. at Schenectady, N. Y., on Tuesday, Thursday and Friday nights at 7:45 o'clock, Eastern time. Every night, except Saturday and Sunday, WGY broadcasts at 7 o'clock market quotations supplied by the New York State Department of Farms and Markets. All broadcasting by this station is on a wavelength of 360 meters.

The concert program which was broadcasted from WGY at 11:30 p.m., Eastern time, Friday, March 24th, for the benefit of the western territory, was heard by a number of Pacific Coast stations, including a verified reception by KZY.

Gould, The Light Man, of Stockton, California, announces that his radio broadcasting station will be employed by the Ministerial Union of Stockton for the purpose of furnishing listeners with Sunday service from station KJQ, between the hours of 10 and 11 a.m. KJQ broadcasts concerts on Wednesday and Sunday evenings from 7 to 8 p.m., and on Wednesday from 5 to 5:30 p.m.

The Missouri State Marketing Bureau market news broadcasting station—WOS—was one of the first stations, if not the first, to urge the usage of the radiophone for state programs for broadcasting market news to farmers. They have given an order to a New York manufacturer for a \$10,000 broadcasting and receiving outfit, which has for its object the giving to Missouri farmers reliable government market news throughout the year. The office is on the leased telegraph wire of the U. S. Bureau of Markets, off of which they get market news information on all farm products from practically all of the important markets of the United States.

ing the use of electrical filters and new methods, whereby, as the business grows, several wavelengths can be sent out simultaneously from the same point, so that the receiving stations may listen at will to any one of the several services. It will be the first radio station for telephone broadcasting which will provide a means of distribution and will handle the distribution of news, music or other program on a commercial basis for such people as contract for this service.

The company will provide no program of its own, but merely the channels through which anyone with whom it makes a contract can send out their own programs. Just as the company leases its long distance wire facilities for the use of newspapers, banks and other concerns, so it will lease its radio telephone facilities and will not provide the matter which is sent out from this station. If there appears a real field for such service and it can be furnished sufficiently free from interference in the ether from other radio services, it will be followed as circumstances warrant by similar stations erected at important centers throughout the United States by the Bell System. As these additional stations are erected, they can be connected by the toll and long distance wires of the Bell System so that from any central point the same news, music or other program can be sent out simultaneously through all these stations by wire and wireless with the greatest possible economy and without interference.

While it is entirely possible, as has been demonstrated by the telephone company, to talk by wireless when all atmospheric conditions are favorable across the continent or even for much greater distances over water, such long distance radio telephone transmis-

persons scattered in a great circle whose circumference stretches from Wisconsin to northern Florida.

The broadcasting will be sent out from the Amrad Transmitting Station at Medford Hillside, Mass. In the announcement the instructors and the subjects of their lectures are listed as follows:


Dean Charles Earnest Fay, A. H., Litt. D. Wade, Professor of Modern Languages and Dean of the Graduate School, will give the opening and introductory address on a date next week to be announced. He will describe the lectures to be given and in general tell of the aims of the course. As a lecturer on literary and geographical subjects, Dean Fay has few equals. He has been a pioneer in the development of mountaineering in the Canadian Rockies and the Selkirks since 1900. Mount Fay in the Selkirks is named after him.

Dr. Harvey A. Wooster, Jackson Professor of Political Science and head of the Department of Economics at Tufts, will deliver the second lecture of the course on "The Story of Money."

Dean Gardner C. Anthony, A. M., Sc. D. of the Engineering School, will talk on "The Story of Engineering."

The remaining speakers and the subjects which cover a wide field of human knowledge are: "Changes in Europe," by Dr. Arthur I. Andrews; "Preparedness Among Animals," by Dr. Alfred Church Lane; "The Story of Architecture," by Dr. William F. Wyatt;

Continued on page 72



Queries & Replies on C.W. practice by Gerald M. Best, Technical Advisor.

Questions submitted for answer in this department should be typewritten or in ink, written on one side of the paper. All answers of general interest will be published. Readers are invited to use this service without charge, except that 25 cents per question should be forwarded when personal answer by mail is wanted.

Question: Please publish a diagram showing a receiving set with two stage amplifier, employing resistance or impedance coupling instead of transformers. Would a vernier variometer improve the operation of this set? L. L. P., Sultana, Calif.

detector or amplifier tubes is not very satisfactory, and requires the use of an expensive filter which would more than offset anything you might save by not buying a storage battery. A circuit employing a.c. for lighting the filaments of detector tubes is shown on page 52 of February RADIO.

secondary at the same time. The most efficient circuit on any wave is one that has all of the turns in both the primary and secondary in close inductive relation to each other.

Question: Which is best for radio frequency amplification: transformer coupled or impedance coupled circuits?

R. K., Palo Alto, Calif.

Answer: Both types have their good points. For a transformer coupled circuit, see Fig. 2 on this page. For an impedance coupled or resistance coupled circuit, see the recent articles on the Armstrong Super-Heterodyne, in RADIO.

Question: What is the circuit of the Remler detector panel type 330? Can this set be used with a short wave regenerative receiver? Can a variable condenser be used, and of what capacity?

J. H., Menlo Park, Calif.

Answer: The circuit of the Remler No. 330 panel is given in Fig. 4. This panel can be used with any short wave regenerative set. An air condenser, or .0005 microfarads can be used in such a tuner.

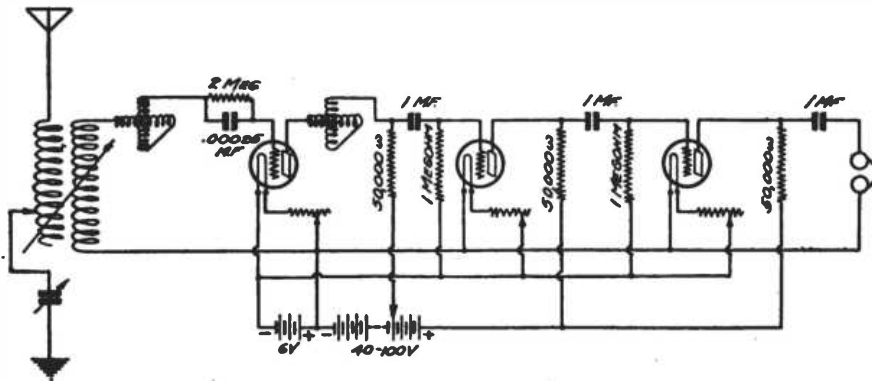


Fig. 1

Answer: The circuit requested is shown in Fig. 1. A vernier variometer would be particularly useful in tuning C. W. signals, in this sort of a receiver.

Question: Kindly give me a wiring diagram of a variometer set, 2 stages of radio frequency amplification, and detector, all on one panel and connected so that the detector can be used alone, or with one or two amplifiers. A. L., Susanville, Calif.

Answer: The circuit requested is shown in Fig. 2.

Question: Please publish a circuit for a set using honeycombs, series parallel switch, air condensers, detector and two stage amplifier with filament control jacks. L. R., Watsonville, Calif.

Answer: With the exception of the series parallel switch, the circuit you wish was published in March RADIO on page 29. The connections to the switch are shown in Fig. 3.

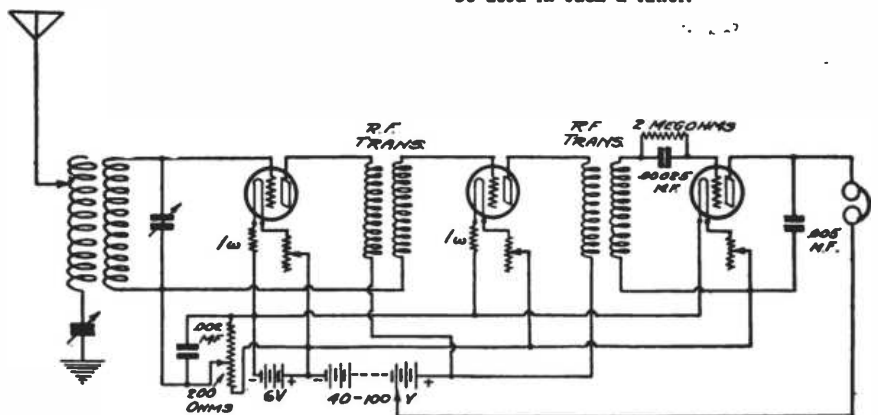


Fig. 2

Question: How do you determine the correct number of jars for rectifying a.c. for the plate of a 5 watt transmitting tube? How is the correct capacity for an antenna series condenser found?

M. K., Hermosa Beach, Cal.

Answer: A 5 watt transmitting tube will not require more than 500 volts at the most; hence ten jars will be sufficient to pass that voltage without overheating. As a safe rule, use one jar for every fifty volts input. The capacity of an antenna series condenser depends entirely upon the fundamental wavelength of the antenna, and what wavelength you desire to use for transmitting. An air condenser or variable mica condenser would be the best types, as adjustments can then be made until the proper value has been obtained.

Question: Will a loading coil placed in the primary of the variocoupler of my regenerative set make the set as efficient on higher wavelengths as it is on short waves? P. C. G., Wilkinsburg, Pa.

Answer: No, not unless you can load the

Question: Please tell me how to wind the 500 and 1500 turn coils called for in I. A. Weihe's article on page 14 in February RADIO. How can a honeycomb or duolateral coil be tapped? How is the

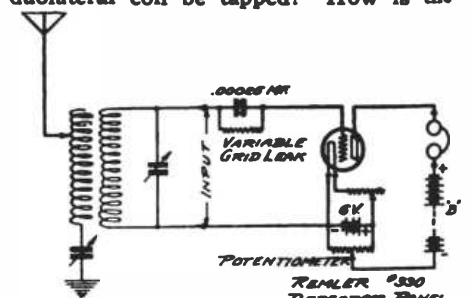


Fig. 4

auxiliary tickler of 20 turns wound and placed in primary? B. C., San Francisco.

Answer: Suggest that you look through the back numbers of the current radio publications,

Continued on page 78

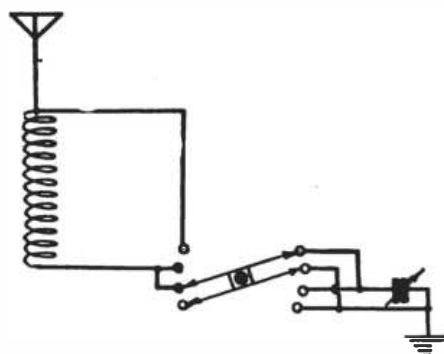



Fig. 3

Question: Can a rectifier tube or any device be used to change 110 volt 25 cycle a.c. to direct current to be used for lighting the filaments of an audion detector and amplifier tube, and how should they be used? H. S., Gilman, Wis.

Answer: Rectified a.c. for the filaments of



C.W. Association of America

Founded by Lawrence Mott

Lawrence Mott, 6XAD, President

G. G. Griffith, 6AA, Secretary

H. O. de la Montanya, 6AUL, Treasurer

The C. W. Association of America is devoted to the advancement of the theory and practice of radio communication by means of continuous waves thru the encouragement of experiment and investigation by mutual exchange of experience and assistance. It also provides a medium whereby the government can be assured a reserve personnel thoroughly trained in the radio art should national emergency require. No amateur or professional who is interested in C. W. or any other branch of radio can afford to neglect joining the club, the only organization in the United States devoted exclusively to C. W. interests.

If anyone doubts the superiority of C. W. over other methods of communication, just refer to the recent trans-Atlantic tests of the A. R. R. L., and see the large number of C. W. stations compared with the sparks that got across, and to the log of Clifford J. Dow, 6ZAC, at Wailuku, Hawaii, who is almost daily logging new mainland stations, nine-tenths of which are C. W.

The advice of the club's engineering staff is free to all members. Initiation fee is \$2.50; dues, \$3.00 per year. In order to start exchange of ideas and experiences with C. W., members are requested to send in a complete, detailed description of their station, including circuits and the apparatus used, together with photographs of station equipment and antenna, if they are available. Descriptions will be published in these columns for discussion only when permission is given to do so. Otherwise comments and advice will be given personally by our engineer. Address all communications to the secretary, room 22, 602 California St., San Francisco, Calif. A list of about ten DX stations worked forming a circle about your station should be included. "Worked" means two-way traffic, not just getting in to the list of calls heard. You are not getting anywhere unless you can "carry-on" with the other fellow.

For our DX test work the following members are ready to arrange a schedule with anyone who will drop them a line. Members who have a regular schedule of hours on the air, please advise the secretary.

- 6XAD—Lawrence Mott, Avalon, Catalina Island, Calif.
- 6ZAF—A. H. Babcock, Care Southern Pacific Co., San Francisco, Calif.
- 4JY—E. Richard Hall, St. Petersburg, Florida.

- 6JX—G. M. Best, 109 Greenbank Ave., Piedmont, Oakland, Calif.
- 6AUQ—Ralph Heintz, 658 Miramar Ave., San Francisco, Calif.
- 6XAQ—L. B. Benjamin, 140 South Oxford St., Los Angeles, Calif.
- 9ZX, 9EE—H. J. Goddard, Ellendale, North Dakota.
- 6ZA—Ira J. Kaar, 243 East 7th South, Salt Lake City, Utah.
- 6ZZ—H. L. Gooding, Box 175, Douglas, Arizona.
- 9ZY—Ben. A. Ott, Segelhe & Kohlhaus Mfg. Co., La Crosse, Wis.
- 6WZ—F. S. Wisner, 1906 Chestnut St., Berkeley, Calif.
- 6ZAC—Clifford J. Dow, Wailuku, Hawaii.
- 6AUL—R. P. MacKenzie, 1016 4th Ave., Los Angeles, Calif.
- 6ZE—D. B. McGown, 1247 47th Ave., San Francisco, Calif.

Mr. E. Richard Hall, 4JY, at present the most distant member for the southeast, and a prominent C. W. fan, is building a powerful C. W. set after plans of the C. W. A. A., and hopes to reach the Pacific Coast. He'll do it and we are all anxiously waiting to QSA him. Mr. Hall is president of the Wireless Club of St. Petersburg, Florida, and also City Manager for the A. R. R. L. One of the rules of the Wireless Club of St. Petersburg states: "Any member found to be operating his transmitter on a wavelength over 200 meters shall be fined \$5.00 for each offense."


the C. W. Association of America is a national organization of amateurs interested in C. W. It is true that our present officers are located on the Pacific Coast, and mainly in California. This is due, however, to the fact that the C. W. A. A. is a development of the former C. W. Club of California, and that such a large majority of members were located on the Pacific Coast that the officers naturally were selected in this locality.

We sincerely hope that by the next election the membership will be equally distributed over the U. S. and the officers will naturally be chosen from the members available over the U. S. The Eastern membership is pouring in at a rate that bids fair to outnumber the West soon.

Charles Filstead, 6CU, Los Angeles, Calif., is using three 5 watters and radiates 2.4 amps on exactly 200 meters. He has handled considerable traffic, clearing 65 messages in February.

4CB—CANADIAN

Because so frequently reported in calls



4CB—Canadian

Charles Maass with his two 50 watters will soon be on the ether as air cop for the San Francisco Radio Club. More power to him.

O you VT'S! See the description in another column of that wonderful C. W. set of C. J. Dow, 6ZAC, soon to be on the air at Wailuku, Hawaii, designed for him by our engineers, G. M. Best and Ralph Heintz. Some of these fine nights we may expect to hear Florida and Hawaii discussing the merits of their respective rest camps for the idle rich.

The question has been brought up by a number of Eastern C. W. fans as to whether the C. W. A. A. is a national association or a California association. We wish to say most emphatically that

heard, many readers should be interested in the picture and description of 4CB, operated at Morse, Sask., Canada, by Jack E. Maynard and E. L. Maynard. With 15 watts their C. W. signals have been reported from Chicago, St. Louis, Kansas City, Tucson, Los Angeles, all along the Pacific Coast to Prince Rupert, B. C., and in all the four Western provinces of Canada. They wave worked stations in St. Paul and Minneapolis, Wichita, Kansas, Denver, San Francisco (6AWT), and Portland.

The following data are taken from their card:

My transmitter, 3 UV 202 tubes, 15 W., C. W., I. C. W. and fone, magnetic modulator. Trans. aerial 4 wire

Continued on page 78

DIGEST OF RECENT RADIO PATENTS



Prepared by White, Prost & Evans, Patent Attorneys, San Francisco, who have been particularly active in the radio field for many years, and from whom may be obtained further information regarding any of the patents listed below.

W. Wilson, Pat. No. 1,403,726; Jan. 17, 1922. Electric discharge device and operating circuits therefor.

An audion is described, having in addition to the ordinary three electrodes, a fourth one 9 which is left entirely unconnected, located between the filament 6 and the grid 8. Such an audion may be arranged by choosing the proper negative voltage impressed on grid 8, to have no space current at all; but when the potential of grid 8 is made responsive to the received signals, the space current begins and persists. This space current may be used to operate a relay 35 to ring an annunciator, while at the same time the space current carries the detected signaling current. The relay 35 is then continuously energized until a circuit is broken, for example, the input circuit.

R. W. Wilson, Pat. No. 1,403,932; Jan. 17, 1922. Electron discharge device.

In order to compensate for the contact difference of potential between the grid and filament of an ordinary audion, it has been customary prior to this invention to utilize a battery or other source of constant e.m.f. This, however, does not accurately serve its purpose because each tube may require a different value to neutralize this potential. In this patent the neutralizing potential difference is supplied by the drop across a resistance 6 in the anode circuit. The value of the space current thus determines the value of the neutralizing e.m.f. and in this way the proper

regulation is effected to maintain this space current nearly constant.

Brillouin & Beauvais, Pat. No. 1,404,573; Jan. 24, 1922. Telephone installation in wireless telegraphy.

Amplification of high frequency currents is secured by a plurality of thermionic tubes. The plate circuit of each tube includes a resistance d' , d^2 etc., as well as a common plate battery b . The fluctuations of plate potential are impressed on succeeding grids, and in the last plate circuit the telephone g is substituted for the resistance. By the use of condensers f' , f^2 etc., between the plate of one tube and the grid of the succeeding tube, only the high frequency variations are transmitted to the tube. A potentiometer arrangement $k-j$ is used for determining the mean potential of all of the grids.

L. N. Brillouin, Pat. No. 1,404,574; Jan. 24, 1922. Telephone and wireless telegraphy installation.

An arrangement similar to that of the Brillouin and Beauvais patent is described, in which resistances d' , d^2 etc., are connected in the plate circuits, the plate of each tube being connected to the grid of the succeeding tube through a condenser, such as f^2 , etc. In order to produce heterodyning or at least increased amplification, the grid 100 of the first tube is in addition connected through a variable condenser $1'$ with the plate of one of the succeeding tubes.

E. F. W. Alexanderson, Pat. No. 1,404,

726; Jan. 31, 1922. Removing sleet from antennae.

A multiple conductor radiating antenna is described, so constructed that heating current may easily be sent through only a portion of the conductors to remove sleet; furthermore the antenna has substantially the same radiating characteristic as one in which all of the conductors are earthed at several points along the length of the antenna. Such a construction would make it difficult to supply heating currents to a part of the conductors only. However, at each grounding point, such as along the dotted line 35, only a relatively small portion of all of the conductors are earthed at 40, those not earthed being so close to those that are, that there is no loss in radiating power over the arrangement where all of them are earthed.

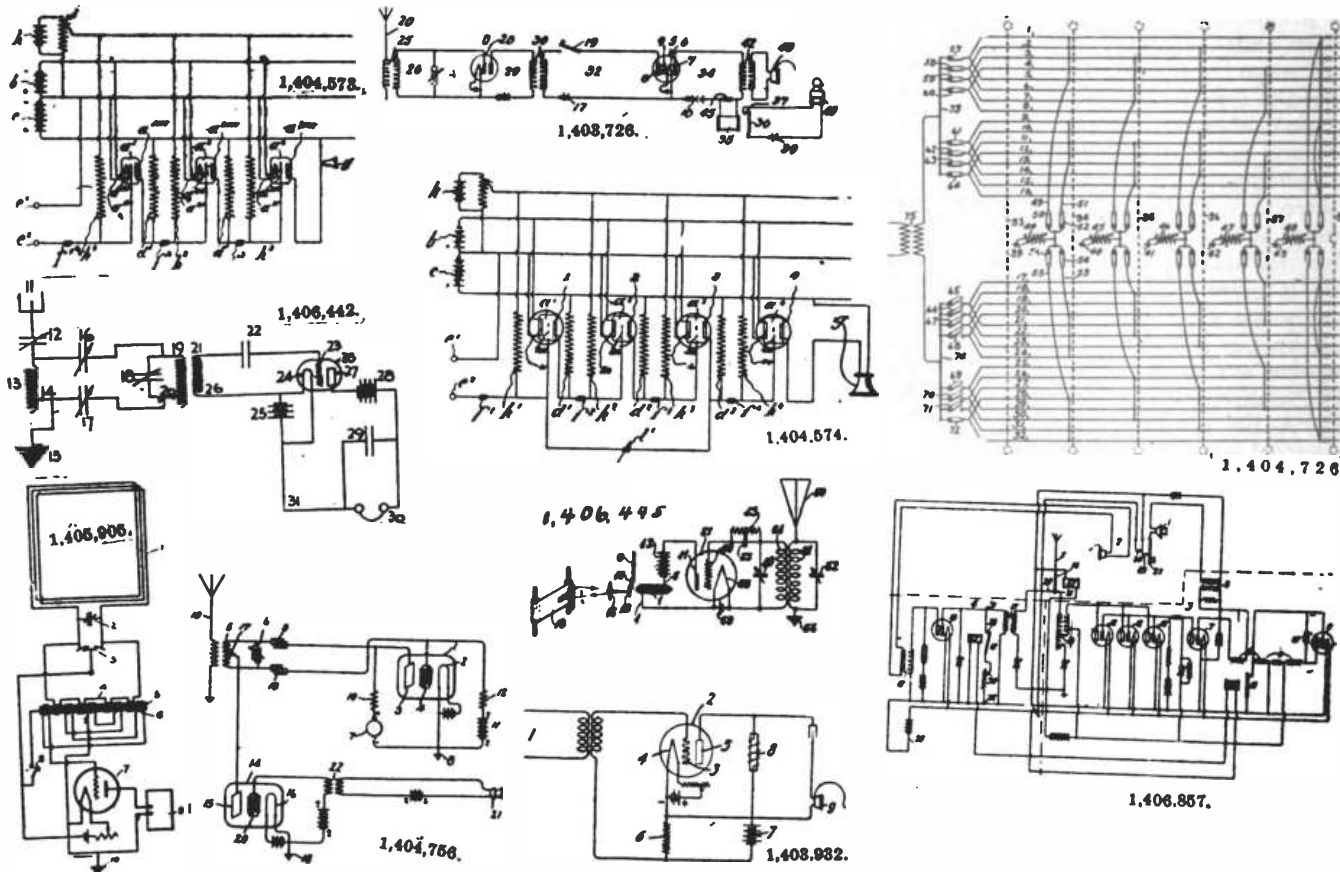
F. W. Dunmore, Pat. No. 1,405,905; Feb. 7, 1922. Radio receiving apparatus.

A closed coil receiving system is described, for direction finding or interference prevention. A clearer minimum point is secured by inserting a transformer 4-5-6 between the detector 7 and the coil 1, this transformer being wound with alternate secondary and primary turns on an iron core.

L. Cohen, Pat. No. 1,406,442; Feb. 14, 1922. Radio receiving system.

High selectivity in receiving is secured by providing an electrostatic coupling between the antenna coil 13, by means of condensers

Continued on page 44



With the U.S. Radio Inspector.

Conducted by
Major J. F. Dillon



SUMMARIZED REPORT OF DEPARTMENT OF COMMERCE CONFERENCE ON RADIO TELEPHONY

Resolved, That the Conference on Radio Telephony recommend that the radio laws be amended so as to give to the Secretary of Commerce adequate legal authority for the effective control of the establishment of all radio transmitting stations except amateur, experimental and Government stations and of the operation of non-governmental radio transmitting stations. It is the sense of the Conference that radio communication is a public utility and as such should be regulated and controlled by the Federal Government in the public interest. Resolved, That the types of radio apparatus most effective in reducing interference should be made freely available to the public without restriction.

A. It is recommended that waves for radio telephony be allocated in bands according to the class of service, as follows:

Use	Wave Length, Meters	Frequency, Kilocycles per Sec.
(1) Transoceanic radio telephone experiments, non-exclusive	6,000-5,000	50. - 60.
(2) Fixed service radio telephony, non-exclusive	3,800-2,850	90.9-105.2
(3) Mobile service radio telephony, non-exclusive	2,650-2,500	118.2-120.
(4) Government broadcasting, non-exclusive	2,050-1,850	146. - 162.
(5) Fixed station radio telephony, non-exclusive	1,650-1,550	181.8-193.5
(6) Aircraft radio telephony and telegraphy, exclusive	1,550-1,500	193.5-200.
(7) Government and public broadcasting	1,500-1,050	200. - 285.7
(8) Radio beacons, exclusive	1,050- 950	285.7-316.
(9) Aircraft radio telephony and telegraphy, exclusive	950- 850	316. - 358.
(10) Radio compass, exclusive	850- 750	358. - 400.
(11) Government and public broadcasting, 700 miles inland	750- 700	400. - 428.
(12) Mobile radio telephony, non-exclusive	750- 650	400. - 462.
(13) Mobile radio telegraphy, exclusive	650- 525	462. - 572.
(14) Aircraft radio telephony and telegraphy, exclusive	525- 500	572. - 600.
(15) Private and toll broadcasting exclusive	485- 310	690. - 968.
(16) Restricted special amateur radio telegraphy, non-exclusive	310	968.
(17) City and state public safety broadcasting, exclusive	285- 275	1,052-1,091
(18) Technical and training schools (shared with amateur)	275- 200	1,091-1,500
(19) Amateur (exclusive, 150 to 200 meters) (shared with technical and training schools, 200 to 275 meters)	275- 150	1,091-2,000
(20) Reserved	below 150	above 2,000

Note 1. The terms used in the above schedule are defined as follows: "BROADCASTING" signifies transmission to an unlimited number of receiving stations without charge at the receiving end. It includes:

(1) Government broadcasting signifying broadcasting by departments of the Federal Government.

(2) Public broadcasting signifying broadcasting from public institutions, including state governments, political subdivisions thereof, and universities and such others as may be licensed for the purpose of disseminating informational and educational service.

(3) Private broadcasting signifying broadcasting by the owner of a station, as a communication company, a store, a newspaper, or such other private or public organization or person as may be licensed for the purpose of disseminating news, entertainment and other service. And

(4) Toll broadcasting signifying broadcasting by a public service radio telephone company as a paid service.

B. It is recommended that the Secretary of Commerce assign a specific wavelength to each radio telephone broadcasting station (except Government and amateur stations), this of course being within the band pertaining to the particular service of that station.

C. It is recommended that the wave band assigned to amateurs, 150 to 275 meters, be divided into bands according to the method of transmission, damped wave stations being assigned the band of lowest wavelengths, interrupted or modulated continuous wave radio telegraph stations the next band, radio telephone stations the next band, and finally unmodulated continuous wave radio telegraph stations the band of highest wavelengths. It is recommended that amateurs be permitted to carry on broadcasting within the wavelength band assigned by the Secretary of Commerce to amateur radio telephony.

D. It is recommended that the present regulations governing experimental stations remain in effect.

E. It is recommended that the establishment at any later date of any commercial transmitting stations having more than 1 kw. input to the antenna may, at the discretion of the Secretary of Commerce, be prohibited within 25 land miles of a Government or commercial station or in regions where congestion of radio traffic shall warrant such prohibition.

It is recommended that the Secretary of Commerce assign to each radio telephone broadcasting station a permissible power based on the normal range of the station. Government broadcasting stations, 600 (land) miles. Public broadcasting stations, 250 miles. Private and toll broadcasting stations, 50 miles.

That the same wave (or overlapping wave bands) not be assigned to stations within the following distances from one another, except that these distances may be lowered if the normal ranges of the stations are correspondingly lowered: For Government broadcasting stations, 1,500 miles. For public broadcasting stations, 750 miles. For private and toll broadcasting stations, 150 miles.

That the Secretary of Commerce cause an immediate study to be made of the best geographical distribution of broadcasting stations with the view of attaining the best service with a minimum of interference. A chart has been prepared showing an ideal distribution of broadcasting stations under various assumed conditions as to number of available wave bands and ratio of distance between stations having the same wavelength to normal range of the stations.

That in cases where congestion of radio telephone broadcasting traffic exists, or threatens to exist, the Secretary of Commerce assign

suitable hours of operation to existing or proposed private and toll broadcasting stations.

That the degree of public interest attaching to a private or toll broadcasting service be considered in determining its priority in the granting of licenses, in the assignment of waves, and in the assignment of permissible power, within the general regulations for these classes of service.

That direct advertising in radio broadcasting service be not permitted and that indirect advertising be limited to a statement of the call letters of the station and of the name of the concern responsible for the matter broadcasted, subject to such regulations as the Secretary of Commerce may impose.

That the Secretary of Commerce at his discretion prohibit at any time the use of existing radio transmitting apparatus and methods which result in unnecessary interference, provided that such action should not be taken unless more satisfactory apparatus and methods are commercially available at reasonable prices and until an adequate time interval is allowed for the substitution of the more satisfactory apparatus.

That the Secretary of Commerce at his discretion prohibit at any time the use of existing radio receiving apparatus which causes the radiation of energy.

1. That the status of the amateur be established in the law.

2. That the limits of the wavelength band allocated to the amateur be specified in the law.

3. That the wavelength band allocated to the amateur be from 150 to 275 meters.

4. That the Secretary of Commerce subdivide the amateur allocation into small or wavelength bands for the various classes of amateur transmitting apparatus, at his discretion, but in the following order of wavelengths, starting at the shortest wave: spark, interrupted or modulated continuous wave telegraphy, telephony, continuous wave telegraphy.


5. That the amateur continue to be under the jurisdiction of the Department of Commerce.

6. It is recommended that for the purpose of self-policing among the amateurs, amateur Deputy Radio Inspectors be created, elected from their number of the amateurs of each locality; that upon receipt of notice of such election the Radio Inspector in charge of the district in which such amateurs are located shall appoint the person chosen a Deputy Radio Inspector, serving without compensation or for the sum of one dollar per year if compensation is legally required; that the duty of such amateur Deputy Inspector shall be to endeavor to the best of his ability to accomplish, under the direction of the District Radio Inspector, observance of the Radio Communication Laws and Regulations of the United States and the observance of such local co-operative measures as are agreed to in each community for the minimization of interference between the various groups of the public interested in radio; that such amateur Deputy Radio Inspectors be clothed with whatever authority may be necessary in the opinion of the District Radio Inspector.

NEW APPARATUS AND SUPPLIES FROM THE RADIO MANUFACTURERS

BRADLEYSTAT FILAMENT CONTROL

For "soft" vacuum tubes the regulation of filament current must be very fine, even to the point of providing for a smooth control of the filament current without any "steps" or "jumps" when varying the current. The ordinary wire-wound coil with a slider contact has limitations because there is a decided change in resistance when the slider moves from one turn of wire to the next. This has been overcome to a degree with the vernier attachments, but the latter usually require either two adjusting knobs or a special operation in one knob that slows up the action and interferes with quick tuning for the best audibility.



Bradleystat Filament Control

The ideal rheostat is one that will give smooth variation in current with a simple one way adjustment. One way to accomplish this is by the use of a compression type rheostat. A rheostat of this nature, especially designed to meet the requirements of $\frac{1}{2}$ and 1 ampere receiving detector and amplifier tubes and 5-watt power tubes, has just been placed on the market by the Allen-Bradley Company, Milwaukee, Wisconsin. It is known as the Bradleystat. A column of specially treated graphite discs, assembled in a porcelain container, form the resistance element in this new device. The resistance of the graphite discs varies with the pressure applied by an adjusting knob and pressure screw. The resistance depends only on the pressure applied to the column of discs and since the pressure can be regulated to any desired degree, the voltage on the filament and the corresponding current can be adjusted to the smallest fraction without any jumps and without any disturbing noises in the head set. There is no sudden change in the current nor no point just a little too high or a little too low. The graphite discs are assembled in two small columns in the porcelain, the pressure screw acting on the disc through a cross piece or equalizer. A small spring lifts this pressure equalizer from the discs when the pressure is relieved so that the circuit is opened and the A battery disconnected when not in use.

Since no two vacuum tubes are likely to be the same in sensibility, owing to variation in the degree of vacuum, the Bradleystat is intended for use with a single tube only. Synchronizing of several tubes is best accomplished with one rheostat for each filament

circuit. Owing to the wide range in resistance obtained in a compression type rheostat, a standard Bradleystat can be used universally in receiving tube circuits or in 5-watt power tube circuits, without any change in connections or insertion of different resistance.

The enclosed graphite compression type of rheostat has been made under a patented construction by the Allen-Bradley Company for twenty years and applied to motor starting, battery charging and other current control requirements.

NEW RADIO CATALOGS

Electrose Mfg. Co. have published a broadsheet illustrating the large line of radio parts and insulators made by them. This also gives dimensions and prices.

Standard Metal Mfg. Co., Newark, N. J., has issued a folder on their radio horns designed to fit all makes of receivers.

Essex Wireless Specialty Co., Newark, N. J., are distributing a folder showing how to use their attachment for attaching a radio receiving set to any make of phonograph and thereby receiving the benefit of the talking machine tone chamber for speech amplification.

Manhattan Electrical Supply Co. of New York City have a new folder on their No. 2500 headset.

Thordarson Electric Mfg. Co., Chicago, Ill., have issued a folder giving valuable information on C. W. transformers for filament and plate supply and on their amplifying transformer for receiving sets.

American Radio and Research Corporation's latest folder, "Wireless Telephone for the Family," attractively describes the Amrad crystal receiving set, which is designed for eventual combination with added vacuum units.

Radio Frequency Amplification is the subject of Bulletin No. 102 from the Radio Service Laboratories, Inc., Asbury Park, N. J. It gives a number of schematic circuit diagrams, with brief explanation, illustrating all desirable combinations of tubes and transformers.

Elwood Electric Co., Inc., is the new corporate name of the former Liddell Electric Mfg. Co., which has been reorganized with Clarence E. Bilton president and treasurer, and C. Edgar Bilton secretary. The plant and office of the company are at 2-4 Randall Ave., Bridgeport, Conn. The company has been manufacturing telephone equipment, binding posts, push buttons and other electrical items for seventeen years and is now producing radio head receivers and other radio apparatus.

RADIO CORPORATION ANNOUNCEMENT

By E. E. BUCHER

The Radio Corporation of America is endeavoring in every way possible to meet the unprecedented demand for radio devices. The factories of the General Electric Company and of the Westinghouse Electric & Manufacturing Company which are manufacturing

such devices for the Radio Corporation of America, are now operating on a greatly expanded production program and it is expected that within the next few weeks considerable quantities of material will be shipped on orders already placed with the factories by the Radio Corporation. These will be delivered to customers as rapidly as received in the warehouse.

Distributors are requested to communicate the above information to dealers and to inform them that orders will be filled just as promptly as possible. This applies to all classes of radio apparatus for which we are accepting orders, including Radiotrons, vacuum tubes, etc., which are employed for reception.

We believe that radio broadcasting is here to stay. The great opportunities for the sale of radio devices can, in our judgment, only be properly taken advantage of if all those who are interested in distributing and selling this apparatus, properly equip themselves to handle this class of merchandise in a satisfactory way. This means that the dealer or whoever is effecting the sale to the consumer, must familiarize himself with the product, explain its capabilities as well as its limitations and lend assistance in every way toward the proper installation and maintenance of radio sets.

Those who desire radio equipment and cannot for the moment obtain it, should be informed that the present shortage is but temporary and due entirely to the great demand which suddenly came as a result of broadcasting, and that the Radio Corporation and its associates, the General Electric Company and the Westinghouse Electric & Mfg. Company, are doing everything in their power to produce the necessary apparatus with maximum speed; that normal production is expected to begin within the next few weeks and that deliveries will then be promptly made.

A new catalog covering all of the radio devices being manufactured for the Radio Corporation of America by the General Electric Company and the Westinghouse Electric & Mfg. Company, is now in course of preparation. This catalog will contain information of value to the wholesale distributor, the retail dealer, and the ultimate user of radio apparatus.

ANTENNA WIRE INFORMATION

Radio frequency currents, when conducted by wires at the sending and receiving stations, travel through a thin layer of metal along the exterior of the wires because of the phenomena known as "skin effect." The loss of radio energy in the wires depends on the electrical conducting properties of this exterior layer of metal.

Pure copper is the most efficient commercial metal, insofar as electrical conducting properties are concerned, but lack sufficient strength for a great many purposes. The objection to bronze is because of its poor electrical conductivity—approximately two-fifths as much as copper. Much more radio energy is lost in bronze wire than in copper of equal size.

LET US KNOW What you want to Know about Radio

Do you want—

	Yes	No
Radiatorial Comment on General Conditions?		
Illustrated descriptions of noteworthy installations?		
Latest news on radio development?		
Design and construction of C. W. transmitters?		
Practical construction of tested equipment?		
Simple explanation of radio phenomena?		
Technical articles with mathematics?		
Imaginative fiction of improbable facts?		
Radio fiction with a kick?		
Radio humor, cartoons and verse?		
Queries and Replies on C. W. Practice?		
Pictures and descriptions of receiving stations?		
Digest of Recent Radio Patents?		
The Radio Inspector's Department?		
List of Calls Heard?		
A study course in the elements of electricity?		
News of the broadcasting stations?		
Who's Who in Radio?		
News from the radio manufacturers?		
News of the radio clubs?		

What other kind of information do you want? _____

Help yourself and your fellow readers by checking the above and mailing it to us. Every reader of "RADIO" is invited to send us the questionnaire.

Special Announcement!

The Next Issue of "RADIO" WILL CONTAIN—

100 PAGES

The June issue of RADIO will be the banner number in the history of the publication. It will contain one hundred pages of the best radio material that has ever been brought to you through the printed page. Future issues will contain one hundred pages or more. Through your co-operation by filling in and sending us the questionnaire that appears on this page we will know just what kind of radio information you are looking for and we will give you that information. It makes no difference whether you are a subscriber or buy your copy on the news-stand. Send in the questionnaire in order that the future policy of RADIO may be guided by your action.

The cost of publishing a magazine of one hundred pages is far in excess of the cost of the publication in its present form. Due to the high quality of material that will be published, the extra cost of paper, printing, mailing, etc., the price of single copies will be increased to 25 cents, effective with the June issue. Subscription rates will be increased to \$2.50 per year.

You can still subscribe at the \$2.00 per year rate—provided that your subscription reaches us by June 30th. We want to give our readers a chance to subscribe at the prevailing rate. News-stand buyers will save one dollar a year on this offer. This is a worth-while saving and it gives you the guarantee of monthly receipt of the magazine. News-stand sales have been unusually heavy of late and many have been unable to secure copies one day after the supply was received by the stands.

Save a dollar!

Take no chance of missing a single issue of the new, big RADIO. Subscribe today at the \$2.00 rate. We will start your subscription with the June number, which will be ready for the mails on May 23rd.

Remember that RADIO leads all others in giving you first-hand information. You will find its constructional material to be the best available and nothing misleading appears between the four covers of RADIO. Clip the coupon—drop it in the mail box today.

Do it NOW

•COUPON•

RADIO,
465 Pacific Bldg.,
San Francisco, Cal.
Herewith is \$2.00 for which you will send
"RADIO" for one year to:

Name

Address

.....

Tell them that you saw it in RADIO

BROADCASTING OVER ELECTRIC LIGHT CIRCUITS

By CARL H. BUTMAN

Local radio telephone broadcasting by means of "wired-wireless" on an ordinary electric light circuit was demonstrated in the office of the chief signal officer of the army on Friday, March 24, for the first time before officers of the corps, scientists and representatives of the press.

As the air is left clear for long distance communications, this new development in radio is believed by experts to promise great utility by relieving the congestion in the ether due to the great number of broadcasting stations. By purchasing an ordinary short wave radio receiving set anyone who is fortunate enough to have a direct current electric lighting system in his house, is within reach of entertainment, locally at least.

The demonstration included the receiving of news, music, and talks from a distant room in the Munitions Building, where a radio telephone transmitter (S.C.R. 67) was connected through an ordinary light socket to the lighting circuit of the building. Music from a phonograph was transmitted to the 110 volt d.c. electric line through a standard microphone such as was developed during the war for aviators.

In General Squier's office a standard Westinghouse short wave radio receiver was connected with the lamp socket on his desk, and by pulling the cord, he started and stopped the music. No head pieces and no extra wiring or antenna were used, the sound coming from a loud-speaker near the set on the wall.

With receiving sets of similar type the entertainment could have been heard in any room of the great building, but not outside, as the wire was a private lighting circuit for the building. In a small town, or a large city with a single lighting system, anyone with a receiver could plug in and get the news of the town, the entertainment, etc., sent out by a central station.

All the work necessary to install the apparatus was to bring in the receiving apparatus, connect to ground, hang up the horn, and screw an ordinary plug into the light fixture, much the same as an electrical flat iron or toaster is connected. "Every home or every room in a hotel where there is an electric lamp can now keep in touch with the world," General Squier said. "The main feature about it is the fact that it permits local broadcasting without paying the penalty of broadcasting in space from the usual antenna, which has resulted already in so much confusion," he continued. There is no interference, no fading, and weather does not affect the broadcasting by the new method.

The process is based upon General Squier's invention of "line radio" or "wired-wireless," perfected some time ago, which permits the use of a wire as a guide, but the messages are transmitted on radio waves which follow the wire. The turning of the switch breaks the circuit and the sound ceases.

Future uses for the new invention which the General has made public, suggest that a hotel can supply all its guests with music, from a sending station in the basement, a phonograph salesman can demonstrate his new records to everyone in town by putting them on the light circuit, one orchestra can furnish music for the local playhouses and movies, invalids at home or in hospitals can get the news and such entertainment as is furnished locally, even advertising could be sent out to every citizen in town by agents and stores.

THE NAVY'S NEW RADIO REPAIR SHIP "GOLD STAR"

To supply, repair and keep in touch with its eight radio traffic and two compass stations in Alaska, the Navy Department has

just designed and commissioned a special vessel as a radio repair ship. Its name is the "Gold Star," in commemoration of the "Gold Star" mothers of the World War, and she is equipped with all kinds of radio equipment, spare parts and a crew of expert repair men and artificers capable of erecting a large radio station or repairing a small receiving set.

A former Shipping Board vessel of the "B" type, the *Gold Star* has just been remodeled at the Philadelphia yard and equipped for her work which will carry her north in the Pacific nearly to the Arctic Circle. She is an 11 knot vessel of 7420 tons, 377 feet long, and will carry a complement of 300 officers and men, under command of Lt. Commander J. C. Katterfield, who commanded the *Saturn*, an old ship which the *Gold Star* will relieve. On March 18, the *Gold Star* started on her cruise to Hampton Roads, from which port she will leave April 10 for the Pacific Coast.

At present the traffic stations operated by the Navy in Alaska comprise St. George, St. Paul, Dutch Harbor, Kodiak, Seward, Cordova, Juneau and Ketchikan, but compass stations are also maintained at Cape Hinchinbrook and Soapstone Point. During the war these stations intercepted enemy messages, communicated with our forces, and formed part of the chain of communication in Alaska and adjacent waters. The Transpacific circuit via Cordova and St. Paul formed an important line of naval communication service during the recent Arms Conference, and aided in the furtherance of governmental and commercial interests in Alaska, besides serving as a relief in the event of a break in the army cable.

As these stations are most difficult to reach, but few commercial vessels touch there, especially from October to April, and because of the need for supplies and frequent change in personnel, the Navy has decided to have its own radio station tender and repair ship. The failure of radio equipment and material must be replaced immediately and kept in condition for constant use through the long winter months, necessitating frequent trips of a supply ship. Having tried commercial means of transportation with unsatisfactory results and with great expense the Navy has now assigned a ship to this special duty to succeed the old *Saturn*, built in 1898 and listed as a fleet tender.

The radio garter is an invention of Walter P. Miller of the Seattle Post-Intelligencer, whereby the girl reporter can listen in to the radiophone broadcasting at any time. With an aerial concealed in her hat, a "ground" attached to her shoe and a receiver hooked on her hat over her ear milady need never be at a loss for radio entertainment. This crystal set is made by winding wire on a piece of stiff cardboard covered with silk to give the appearance of a garter. Attached to this are two ordinary eyeglass snap chains, one of which held under the foot makes a ground for the current, the other fastened to the coil of wire arranged in the hat forms the aerial. A small bottle with the crystal in it and a telephone receiver complete the novel invention.

NEW YORK RADIO SHOW

As a spectacular exhibit of public interest in radio, the show held in the Hotel Pennsylvania, New York City, during the week ending March 11th, was a success. It is estimated that 38,000 people attended the show and thousands more were unable to gain admittance.

Public interest centered on a miniature torpedo whose movements were controlled by radio, this being exhibited by E. F. Glavin. Another attraction was the Lyraudion concert grande, which poured forth from its husky throat an appalling volume of sound amplified

from the feeble, music-laden currents received from the broadcasting stations.

The fifty exhibitors showed radio receiving equipment of all kinds from the tiniest of crystal receivers to the elaborately housed and finished tube sets. The new "batteryless," "grid-leakless" vacuum tubes excited great interest, as did also a small attachment enabling any phonograph to be used instead of the usual type of loud speaking horn.

The Signal Corps of the U. S. Army had an exhibit which attracted many visitors. Various loud speaking devices were much in evidence, but in the words of one observer, "if the show proved one thing, it certainly proved the need for better instruments of this sort."

A number of lectures were given during the show, including a paper on "Vacuum Tubes and Their Operation," by W. C. White of the General Electric Co., and on account of the A. A. R. L. Trans-atlantic test by Paul F. Godley. A very unique and remarkably enlightening moving picture produced at great expense by the Western Electric Company made plain to all who saw it just exactly "what happens in a vacuum tube."

The show was held under the direction of the Executive Radio Council, Second District, made up of two delegates from each of the clubs in and around New York, being the second annual convention and exhibit of the Council. A radio ball and banquet was a part of the program.

Radio waves are merely a very long form of light waves. The difference in length of radio waves corresponds to the difference in color of light rays. But whereas light waves vary from about one-two-millionth of an inch for violet up to one-millionth of an inch in length for red, the other colors of the rainbow each being of an intermediate length, radio waves vary from 200 meters or less in length for the amateur station up to 30,000 meters for the long-distance commercial or government stations. The observer's eye might be said to be "tuned" to green light if he wore a pair of spectacles allowing only green light to pass, much as a receiving aerial is "tuned" to 360 meter radio waves.

Communication with moving trains has been successfully demonstrated in France. From a compartment equipped with radio transmitting and receiving equipment radio telephone conversation has been maintained with a fixed station 34 miles distant.

Roswell, N. Mex., April 5, 1922.

Editor RADIO—Dear Sir:

On March 28 the Pecos Valley Radio Society was organized with eleven radio fans present. Mr. Louis Falconi was elected president of the society. (Mr. Falconi is owner and operator of 5ZA.) L. F. Woodhead was elected treasurer, C. L. Sanders elected secretary. Arden Boellner and Capt. C. A. Flannery were elected to serve on the executive committee with the president, secretary and treasurer. L. B. Merchant appointed publicity committee.

The society meets the second and fourth Tuesdays in every month, and has made application for affiliation with the A. R. R. L. and hopes to be affiliated with other radio clubs, etc.

Code practice will be a feature during the summer when static prevents other activities, and by fall we hope to have a number of stations capable of doing good work.

In one week we have taken in fifteen new members and from the interest shown we will have a goodly number and we are endeavoring to be the pioneers in this territory. Yours very truly for the advancement of radio,

PECOS VALLEY RADIO SOCIETY,
Box 16, Roswell, N. M.
C. L. SANDERS, Sec.,

Kennedy Receivers


INSURE

Effective Reception

**Quality
Wins**

**KENNEDY
EQUIPMENT**

**Value
Counts**



**TYPE 110 UNIVERSAL
REGENERATIVE RECEIVER,
WITH TYPE 525
TWO STAGE AMPLIFIER**

...

SEND FOR BULLETINS

...

*All Kennedy Regenerative Receivers are
Licensed under Armstrong U. S. Patent
No. 1,113,149*

A Universal Radio Receiver, in fact, as well as in name. It can be made to detect, regenerate or oscillate at will, over its entire range of 175 to 25,000 meters. Cabinet is solid walnut, hand rubbed finish. Kennedy Quality and Workmanship are evident throughout.

Like the Universal Receiver the type 525, two stage amplifier is built for dependable service. It matches the receiver in height, depth and general finish.

THE COLIN B. KENNEDY COMPANY

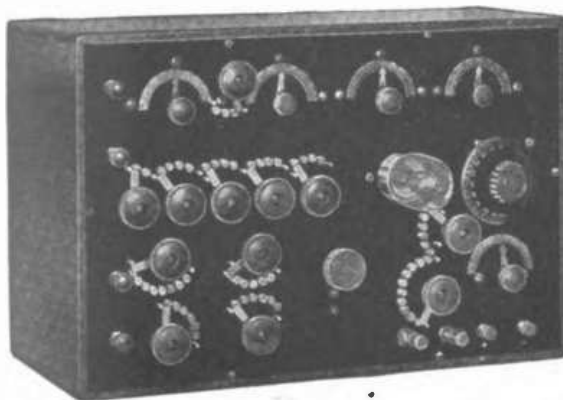
INCORPORATED

RIALTO BUILDING

SAN FRANCISCO

Listen to the World with Tresco Tuners DE-LUXE TYPE

TRESCO SUPER-UNIVERSAL TUNER



Cabinet 12x17½ inches.
Formica or Hard Rubber Panel.

Weight, 15 lbs.; shipping, 25 lbs.

Wave length range, 150-25,000 M.

Tuners inside—three, A8, B8, K8.

Recommended by users of the Bureau of Market Reports and guaranteed to get all the wireless signals, either CW, spark, or telephone within the range of the sending station. This is the only tuner in the world that has this range of wave lengths and gets the signals on the smallest possible single wire serial. Arlington time, Annapolis, San Diego signals clearly read through even a violent thunder storm.

Nearly all stations in the United States of the Bureau of Markets come in on this tuner in the center of the United States, and no point in the country would prevent the reception of these signals. It is recommended for the Farmer, Bureau of Markets, Schools, Colleges, etc. There is nothing about it to get out of order or need replacing except the high voltage batteries, a replacement of which costs only a few dollars. We ship only by express. We do not ship without testing and calibrating with your bulb, and each one is absolutely guaranteed to do just as we claim or we will refund your money. You do not need to know anything about wireless to operate this tuner or to get the signals and telephone reports. Cabinet is highly polished and all parts nickel finish. If you wish extra loud signals you may use one or two step amplifier, as parts are provided on the tuner for this purpose. We recommend Baldwin or Brown phones. We only sell this tuner assembled and calibrated to your bulb ordered with the set. It is complete with all that is needed except a pair of phones and a few dry cells to light the filament of the Audion. Ready to use when it arrives with full directions so that a child can operate it. Priced at \$128.00, F. O. B. Factory.

Licensed under Armstrong Patent No. 1113149.

OUR CATALOG FOR 10 CENTS

TRESCO, DAVENPORT, IOWA

CALLS HEARD



Readers are invited to send in lists of calls heard from stations distant 250 miles or more from their own station.

BY KENNETH PATON, CASHMERE, WASHINGTON

6abw, 6qr, 6cv, 6zx, 6abx, 6sr, 6atj, 6qt, 6xm, 6jd, 6qs, 6amk, 6aru, 6arf, 6aid, 6di, 6agl, 6aix, 6re, 6ix, 6aji, 6aj, 6agr, 6atq, 6ird, 7bk, 7zm, 7kj, 7ck, 7mu, 7ca, 7hl, 7bj, 7st, 7ya, 7ya, 7cd, 7su, 7gt, 7yg, 7yl, 7na, 7be, 7su, 7tj, 7mp, 7ly, 7bh, 7mk, 7bx, 7vo, 7sk, 7aj, 7jd, 7cn, 7id, 7iw, 7rt, 7bj, 7xc, 7ns, 7wg, 7hm, 7sv, 7nw, 7cu, 7va, 7by, 7ot, 7hw, 7it, 7sp, cl8.

Canadian—9ax, 9bd.
O. W., phone and I. C. W.—6xad, 6xg, 6afi, 6aat, 6aif, 6xaf, 6ara, 6atq, 7aaq, 7ma, 7ya, 7xf, 7yn, 7ef, 7nf, 7in, cl8, 9dth, 9aus, 9wd, 9dtn, 9db, 9awp, 9saf, 9sl, 9bbf, 9pd, 9wu, 9bji, 9scl, cv8, kip, kfc, kwg, kvq, kdn.

BY A. E. WOOD, WATSONVILLE, CALIF., BETWEEN JAN. 1 AND FEB. 1, ON A ONE WIRE ABRIAL, ONE BULE, AND HONEYCOMBS

Spark—5if, 6ar, 6ak, 6ag, 6cp, 6ea, 6ec, 6lr, 6od, 6oh, 6pg, 6pr, 6qr, 6cq, 6sq, 6sb, 6sr, 6zx, 6ash, 6auu, 6abm, 6acr, 6adm, 6adv, 6aix, 6agf, 6ald, 6amk, 6amn, 6aki, 6asf, 6atg, 6aws, 6bak, 6bar, 6xaf, 7bj, 7kk, 7mf, 7ot, 7qr, 9nr.

O. W.—6cf, 6en, 6sq, 6sa, 6aif, 6xak, 6xg, 6wv, 6xw, 6xm, 6xy, 6wz, 6jj (Radio Shop), 6zak, 7xf, 9nx, 9sl, 9bd, 9bj, 9dva.

AT 6AMZ, SAN MATEO, CAL.

Spark—5hk, 6cl, 6da, 6ea, 6eb, 6eh, 6en, 6fh, 6fk, 6gf, 6gk, 6gt, 6gx, 6il, 6is, 6iv, 6ji, 6jy, 6ka, 6kc, 6km, 6ks, 6lc, 6mh, 6od, 6ol, 6ot, 6at, 6tf, 6to, 6wc, 6wg, 6zr, 6sz, 6zal, 6sam, 6ash, 6aak, 6aau, 6abm, 6abw, 6abx, 6acr, 6acy, 6adl, 6aef, 6afn, 6agf, 6agp, 6ahp, 6ahq, 6alb, 6aif, 6aio, 6aix, 6aly, 6ajh, 6ajr, 6aki, 6ald, 6alp, 6air, 6alu, 6amn, 6aoc, 6aos, 6ark, 6ath, 6ats, 6auc, 6avr, 6awh, 6bcj, 6bgn, 6bit, 7bc, 7bh, 7bj, 7bk, 7cn, 7cp, 7fi, 7gt, 7hl, 7in, 7jd, 7jr, 7kb, 7jk, 7mf, 7mp, 7myk, 7nf, 7nn, 7ns, 7tj, 7to, 7wg, 7aj, 7zm, 7zn, 7zp, 7zt, 7zu, 7zv, 7yg, 7ya, 7yj, 7yl, 7ys, 8yn, 9yae-Can., 9ax, 9bd, cl8.

O. W.—Can. 4cb, 9bd, 8fv, 8sa, 8en, 8en, 8gd, 8jd, 8jj, 8ka, 8rr, 8wv, 8xd, 8xad, 8aaq, 8aat, 8aif, 8alu, 8atg, 8za, 8zb, 8zf, 8zr, 8zad, 8av, 8bir, 7ln, 7nn, 7qt, 8box, 9kp, 9nx, 9wd, 9wu, 9amb, 9dva, 9saf, cl8, cl8.

Heard on one tube and short wave set; January and February. Anyone hearing 6ams C. W., psc qsl.

AT 7KP, SEATTLE, ONE TUBE

Spark—5hk, 6agf, 6ain, 6aix, 6ajh, 6ajr, 6amk, 6ark, 6avr, 6bip, 6bm, 6cp, 6dm, 6ex, 6fh, 6gr, 6km, 6le, 6mh, 6qr, 6to, 6tu, 6vw, 6vx, 6wm, 6zam, 6zx, 7abp, 7cn, 7ed, 7mp, 7tj, 7vs, 7zt, 7zu; Can. 9bd.

O. W.—2fp, 4bq, 5fo, 5qa, 5sa, 6aat, 6aau, 6aif, 6alu, 6awt, 6dr, 6en, 6gy, 6hc, 6ka, 6ky, 6rr, 6xad, 6za, 6zad, 6zf, 6zr, 7aav, 7hw, 7in, 7nf, 7ot, 7tq, 7wa, 8ags, 8bk, 8rv, 9ays, 9bsg, 9kp, 9ps, 9wd, 9zac, bf2, cl8; Can. 4bt, 4cb, 5bi, 9bd.

BY 7TT, PORTLAND, OREGON

Canadian—4cb(cw). 9ax. Spark—6ex, 6hc, 6km, 6lc, 6pj, 6qr, 6tu, 6tv, 6vz, 6aad, 6abz, 6agf, 6aix, 6ark, 6zk, 6zm, 6zr, 6zx, 6zaj, 6zam, 7bh, 7ca, 7dg, 7go, 7hu, 7ku, 7jd, 7mp, 7na, 7ot, 7qj, 7rg, 7wt, 7xa, 7xd, 7ya, 7vh, 7yj, 7zm.

O. W.—5sa, 6ad, 6gy, 6jj, 6aat, 6aif, 6xad, 6zaf, 7ad, 7uz, 9amb, 9zaf.

BY 9EA, DULUTH, MINNESOTA

O. W.—8aqr, 8bec, 8fs, 4bq, 4ft, 5uu, 8ags, (8aim), 8ajv, 8aqf, 8ark, 8bex, 8bk, 8box, 8brh, 8cas, 8ea, (8iv), 8jl, 8js, 8ju, 8nl, 8vy, 9ark, 9aja, (9ajp), 9akb, (9akr), 9ais, 9anf, 9as, 9aau, 9awm, 9ayh, 9ays, 9bca, 9bbf, 9bcd, 9bi, 9bji, 9bjv, 9bsg, 9dfe, 9dv, 9dyn, 9fm, 9hk, 9io, 9kp, 9nx, 9ps, (9qe), 9sl, 9wk, 9xag, 9xi, 9zac, 9ze, 9zl.

Spark—5hk, 8axy, 8eb, 8zh, 9aaw, 9aog, (9aig), 9aka, 9ama, 9aou, 9arx, 9aan, 9avs, 9axu, 9ayw, 9da, 9dfx, 9ka, 9dpb, 9hl, 9hm, 9hr, 9jca, 9ja, 9lw, 9mc, 9nr, 9am, 9at, 9sa, 9zx.

HOMCHARGE YOUR BATTERY for A Nickle

A perfect rectifier at last, fully automatic and foolproof in every respect. It can be operated by anyone.

THE HOMCHARGER

connects to any alternating current socket, gives a taper charge—will fully charge any "A" battery overnight. It is self-polarizing. Connect your battery either way and it will always charge. Automatically disconnects battery when power is interrupted. Restarts charging when connections are restored. Adjustable for wave form, frequency and voltage. Contains only one moving and two wearing parts, lasting thousands of hours, replaceable as a unit for \$1.00. The highest charging rate, greatest efficiency, and simplest of any rectifier selling for less than \$100.00. Bulletin 628 proves it. Ask for your copy. Manufactured in sizes for charging three or six cell batteries from both alternating and direct current circuits. Cannot injure battery—will last a lifetime—approved by underwriters—satisfaction guaranteed. For sale by all radio, electrical and accessory dealers or shipped express prepaid for purchase price only \$18.50 (\$20 west of Rockies).

Attention Motorists

Send for special Bulletin 58 showing how easy it is to "HOMCHARGE" your battery.



The Automatic Electrical Devices Co.
117 WEST THIRD ST., CINCINNATI, OHIO.
Canadian Distributors—Powley & Moody, Ltd., Toronto

Tell them that you saw it in RADIO

A Real Radio "B"


24-Volt

Storage Battery

Rubber Screw Caps seal jars tightly. No seepage between jar and cover.

Glass Jars. Leak-proof. Allow clear view of solution-level.

Threaded Rubber Insulation protects the plates.



High terminal posts permit ample room for clamps.

Rubber vent plugs—easily removable.

Connectors heavy enough to provide firm grip for clamps.

Heavy Oak Case. Coated with Acid-proof paint.

Built especially for radio reception—to bring in voice, music and signals, louder, clearer and with greatest reliability. Rechargeable—will last for years. Made up of 12 individual 2-volt

cells in tubular glass jars. Separate cells are easily added to increase voltage. Threaded Rubber Insulation and leak-proof glass jars eliminate all frying and hissing noises.

Ask about the Radio "A" Battery of the special Willard All-Rubber Radio Type. Eliminates all ground noises. One piece rubber case. Threaded Rubber Insulation. Absolutely leak-proof.

WILLARD STORAGE BATTERY COMPANY, CLEVELAND, OHIO
 Made in Canada by the Willard Storage Battery Company of Canada, Limited, Toronto, Ontario

WILLARD
 THREADED
 RUBBER
 BATTERY
Willard

Tell them that you saw it in RADIO

The "Adaptola"

Patent Applied For

FOR YOUR PHONOGRAPH

Attach the "Adaptola" to ANY phonograph and use the sound box as a loud speaker for amplifying your radio music. FAR SUPERIOR to any type of metallic loud speaker horns. Fits your phone.

Price—\$3.50 Postpaid in the U. S.

From your Radio Dealer or direct from us. (Give make of your phonograph.)
Jobbers & Dealers:—Write for trade proposition.

The Radio Supply Co.

111 NEW MONTGOMERY ST.

SAN FRANCISCO

RADIO PANELS

And other insulation for Wireless Work

BAKELITE-DILECTO

GRADE XX BLACK WAS USED BY THE GOVERNMENT DURING THE WAR FOR THIS PURPOSE. IT IS THE

Standard of the World

THE CONTINENTAL FIBRE CO.

NEWARK, DELAWARE


DUCOMMUN HARDWARE CO., 219 Central Ave., Los Angeles, Cal.

CALIFORNIA ELECTRIC SUPPLY CO., 643 Mission St., San Francisco

233 Broadway, New York City
525 Market St., San Francisco, Cal.
801 Fifth Ave., Pittsburg, Pa.

332 S. Michigan Ave., Chicago, Ill.
411 S. Main St., Los Angeles, Cal.
89 Wellington St. W., Toronto, Ont., Canada.

Transmitter and Receiver Parts



TYPE 156 SOCKET

The experimenter who has had previous experience with the assembly of receiving and transmitting sets has learned the necessity of having every unit perfect. Entirely aside from the gain in efficiency, he has found the advantage of using apparatus in which the greatest care has been given to construction details.

General Radio apparatus is designed with this end in view. A noteworthy example is the Type 156 Vacuum Tube Socket.

This socket is adapted to any of the standard American four-prong transmitting or receiving tubes. It is adapted to the Western Electric VT-2 tube, as well as to the Radiotron UV-200, 201 or 202 tubes. The contact springs are sufficiently rugged to carry the filament current of the five-watt transmitting tubes without arcing.

PRICE \$1.50

This is but one example. Others are Amplifying Transformers, Modulation Transformers, Tuning Inductances, Hot Wire Meters, etc. SEND FOR FREE BULLETIN 911C, describing these and other instruments.

GENERAL RADIO COMPANY

MASSACHUSETTS AVENUE AND WINDSOR STREET
CAMBRIDGE 39 MASSACHUSETTS

Standardize on General Radio Equipment Throughout

Tell them that you saw it in RADIO

CALLS HEARD

BY 3GG (CANADIAN), M. J. CAVENEY,
TIMMINS, NORTHERN ONTARIO,
CANADA

1awb, 1ary, 1ayw, 1bdi, 1bua, 1bwy, 1io, 1mx, 1ta, 1xm, 2aab, 2bak, 2bej, 2btj, 2bfx, 2cbg, 2fp, 2ql, 2ts, 2va, 4id, 4ft, 5uu, 5fv, 8aab, 8aim, 8awy, 8ark, 8aqh, 8apt, 8alv, 8aou, 8aiz, 8bu, 8bfz, 8bbk, 8bej, 8buc, 8bzy, 8bdo, 8box, 8bk, 8cp, 8cbr, 8cgm, 8ea, 8fa, 8hj, 8kp, 8ni, 8px, 8r, 8ap, 8tk, 8uk, 8uc, 8vy, 8yv, 8zg, 9aiv, 9af, 9akt, 9agr, 9ajb, 9aav, 9am, 9ay, 9bd, 9bjv, 9dbq, 9dix, 9dv, 9dzq, 9dnt, 9dzy, 9dwp, 9dkv, 9dxt, 9ea, 9gk, 9io, 9iv, 9kp, 9lw, 9ls, 9ol, 9qc, 9tv, 9ul, 9vl, 9wk, 9yq, 9yak, 9yo, 9yb, 9yc, 9z.

BY 6OU, CHARLES F. FILSTEAD, 2010 6TH AVE., LOS ANGELES, CALIF.

Spark—5mj, 5xd, 5xu, 6aah, 6aau, 6abh, 6abw, 6abz, 6acl, 6acr, 6ada, 6ach, 6afn, 6afp, 6afv, 6ag, (6agf), 6agk, 6ah, (6ahf), 6ain, 6ajf, 6ajh, 6ajr, 6alv, 6amk, 6ang, 6anh, 6aor, 6app, 6ark, 6as, 6ask, 6asv, 6ath, 6atq, 6auc, 6aud, 6avb, 6awx, 6bca, 6ben, 6bft, 6bhq, 6biu, (6cp), 6ex, 6fh, 6gr, 6gt, 6gx, (6hc), 6km, 6ms, 6ng, 6oh, 6ot, 6po, 6pr, 6qk, 6qr, 6sj, 6to, 6tu, 6tv, 6uo, 6vk, 6vx, 6vz, 6wz, 6zam, 6zb, 6zk, 6zu, (6zx), 6zz, 7bb, 7bj, 7bk, 7ck, 7hf, 7in, 7jd, 7ly, 7mf, 7mp, 7oh, 7ot, 7tj, 7vo, 7ya, 7yg, 7yj, 7za, 7zj, 7zm, 7zq, 7zt, 7zu, 7zv, 9dad, cl8.

C. W.—4ft 5ak, 5za, (6aat), 6ak, 6ale, 6aoz, (6asj), (6asv), (6awt), 6awv, (6gy), (6hc), 6jj, 6lr, (6oo), (6pt), 6to, 6vm, 6xaf, 6xh, 6za, (6zb), 6zf, (6zz), 7nf, 7qt, 7tq, 7we, 7xf, 8agz, 8xv, 8zp, 9aja, 9amb, 9ays, 9bji, 9db, 9dth, 9dtm, 9dva, 9ji, 9nx, 9ps, 9w, 9wu, 9xaq, 9zac, (9zaf), kzy, nof, cl8, Can. 9bd.

These stations were worked on three 5 watt tubes radiating 2.4 on exactly 200 meters. Jan. 28th when radiating .8 amp. on one 5 watters was heard by 9aig, Sioux Falls, S. D., on detector alone. Distance is 1830 miles. Cards will be appreciated and promptly answered.

HEARD AT 7OV, VANCOUVER, WASH., S.
HOBERT, 815 COLUMBIA ST.

Spark—Can. 5ak, 9ax, 9bd, 5za, 6cp, 6ec, 6ex, 6gi, 6gr, 6hc, 6ol, 6tu, 6vx, 6zu, 6aav, 6aei, 6agf, 6ajh, 6ajr, 6amf, 6amk, 6aph, 6ark, 6atu, 6avd, 6zam, 6awi, 7at, 7bc, 7ej, 7ju, 7ly, 7mp, 7mu, 7nw, 7om, 7ot, 7ub, 7ut, 7vx, 7vz, 7wm, 7ya, 7zu, 7aad.

C. W.—Can. 4cb, 6en, 6gy, 6ka, 6rr, 6zf, 6afi, 6aif, 6alu, 6bcd, 6xad, 7il, 7zn, 9wu.

HEARD BY 6EA, H. C. SEEFRED, 343 SOUTH FREMONT AVE., LOS ANGELES, CALIF.

C. W. and I. C. W.—2fp, 5za, (6ak) (voice), (6ax), (6gy), (6jx), 6nx, 6pk, 6vm, 6aat, 6arb, (6asx) (buzzer and voice), 6aul, 6awt, 6bcd, 6za, 6zo, 6zx, 6zz, 6zaf, 6zad, 6zaf, 7dp, (7ln), (7xf) (chopper and voice), (7xg) (chopper and voice), 8xv, 9amb, 9bji, 9dtm, (9dva), 9wd, 9xm, (9zaf) (voice), cl8, wv6 (voice). Best 5 watt I. C. W. "QSO" was with 7xg and 9dva (850 miles).

Spark—5xd, (5xu), 5za, (6ah), (6ak), (6as), 6cp, (6ex), 6fh, (6gf), (6gr), 6gx, 6hc, 6ib, 6ic, 6im, 6km, (6lu), 6oc, 6oh, 6pj, (6pr), (6qr), (6qa), 6st, 6tu, (6tv, Ariz.), 6vk, (6vx), 6wg, 6wz, 6aaa, 6aau, 6abk, 6abw, 6abz, 6acr, 6aei, 6afd, 6afp, (6agf), 6ain, 6ajf, 6ajr, 6ala, (6alv), 6amk, 6ang, 6aor, (6ark), (6avb), 6xh, 6zd, 6ze, 6zk, (6zz), (6zx), (6xam), 7bk, 7gj, 7iw, 7jd, 7jw, 7kb, 7mf, (7tj), 7ya, 7yg, 7zj, 7zm, 7zp, 7zt, 7su, (cl8). Best spark "QSO" was with 5xu (1,280 miles). Best spark reported heard was by Mr. W. D. Van Dyke at Chattanooga, Tenn. (1,915 miles).

BY 6AHR, 659 CLAYTON ST., SAN FRANCISCO, CALIF., ON ONE TUBE

6cj, 6cu, 6cw, 6da, 6eb, 6gt, 6hy, 6jy, 6kc, 6kp, 6nl, 6ol, 6uw, 6zu, 6zx, 6aak, 6aau, 6aic, 6aif, 6aio, 6aiv, 6ajh, 6ale, 6alu, 6ame, 6ano, 6ape, 6asr, 6asv, 6aud, 6aug, 7in, 7yq, 7zt. Would like to hear from anyone who has heard my C. W.



BY 6EB, L. F. SEEFRED, 343 SO FREMONT AVE., LOS ANGELES, CALIF.

C. W.—4bq, 5za, 6gy, 6jq, 6km, 6nx, 6za, 6zf, 6zx, 6zz, 6aat, (6asx, voice and buzzer), 6awt, (6bcd), 6zaf, 6zad, 6zaf, 7dp, 7mf, 7xf, 8xv, 9ayn, 9bex, 9dth, 9nx, 9wd, 9zac, 9zaf voice also, wv6 music.

Spark—5xd, 5xu, 6aaa, 6aah, 6aau, 6abm, 6abw, 6abz, 6aei, 6afn, 6afy, (6agf), 6ain, 6ajr, 6ala, 6alv, 6amk, 6ark, 6aou, 6ape, 6bak, 6bip, 6zax, 6as, 6bb, 6co, 6cp, (6ex), 6fh, 6gi, (6gr), 6gx, 6hc, 6hp, 6ib, (6ic), 6ik, 6km, 6oc, 6op, 6po, 6qr, (6rs Ariz. now), 6tu, 6tv Ariz. now., 6vk, 6vx, 6wg, 6wz, (6xh), (6zi), 6ze, 6zk, 6zx, 7gj, 7iw, 7jd, 7kb, 7ot, (7tj), 7to, 7ys, 7zj, 7zm, 7zp, 7zt, 7su.

My 5 watt I. C. W. using 550 v. on anode was reported heard by 9bd, Vancouver, B. C., approximately 1200 miles.

Radio brings it MAGNAVOX tells it



The Magnavox Radio, constructed on the *electro-dynamic* principle (with movable coil)—the most sensitive and also powerful converter of electrical energy into sound waves.




o enjoy the fullest possible service and value from your receiving set, equip it with a Magnavox Radio—the *scientifically correct* reproducer. Comparative tests by experts and amateurs alike have established Magnavox Radio as the world's standard loud-speaker.

Concert and dance music, speeches, songs—Magnavox Radio amplifies them all in volume and marvelous clarity, multiplying many times the use you now get from your wireless. The hookup is simple, and no extras or adjustments are required.

No wireless receiving set is complete without the Magnavox Radio. Any dealer will demonstrate for you, or write us for descriptive booklet and name of nearest dealer.

THE MAGNAVOX COMPANY
Oakland, California
New York Office: 370 Seventh Avenue, Penn Terminal Bldg.



The Magnavox Power Amplifiers insure getting the largest possible power input for your Magnavox Radio. Can be used with any "B" battery voltage up to 1,000.
2 and 3 stage

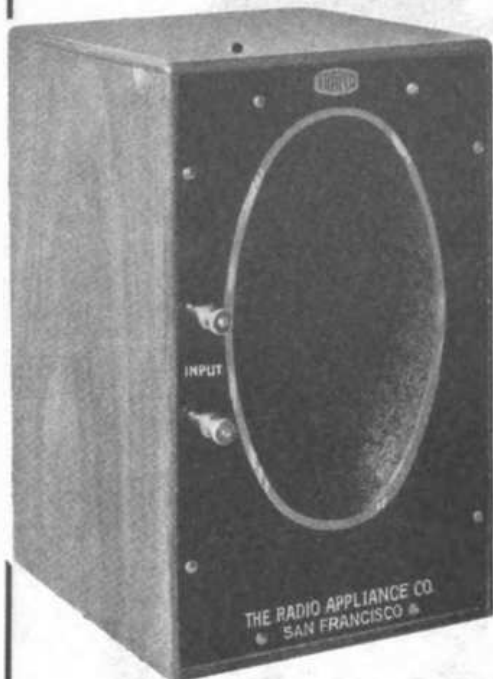
MAGNAVOX Radio

Tell them that you saw it in RADIO

A New Type of Superior Loud Speaker

THE MOST ARTISTIC LOUD SPEAKER MANUFACTURED

Improve the appearance of your receiving outfit and increase the loudness and quality of the music and speech



The TRACO LOUD SPEAKER

fills a long felt want for a compact unit—uniform in appearance with the rest of the set and giving much better results than are possible with the ordinary horn.

Price \$40.00

Complete with Phone

Highly Finished Walnut Cabinet will make this instrument a beautiful addition to your most elaborate receiver. Combines a Baldwin phone and a scientifically designed tone chamber, assembled in Walnut Cabinet, 8" long x 12½" x 8½".


Traco Micrometer Verniers
\$1.50 postpaid

Write for Prices and Information regarding other New Radio Accessories.

THE RADIO APPLIANCE CO.
158 Fifth Street, San Francisco, California

"ILLINOIS" THE RELIABLE

MADE RIGHT - STAYS RIGHT



STYLE No. 1.

STYLE NO. 2.

Options:—With Style No. 1—Instead of Scale and Pointer, a 3. inch Metal Dial at 50 cents extra, or a 3. inch Bakelite Dial at \$1.00 extra. Large Knobs. Both excellent values. Or we will, if desired, supply the Condenser with smooth 3/16 inch center staff, without Scale, Knob and Pointer, at 15 cents off the list to those who prefer to supply their own dial.

Vernier with single movable plate applied to 18, 28 or 48 plate condenser, \$3.00 extra.

We allow no discounts except 5 per cent on orders of 6 or more.

Sent Prepaid on Receipt of Price


Except: Pacific States, Alaska, Hawaii, Philippines and Canal Zone add 10c. Canada add 25c.

Foreign Orders other than Canada not solicited.

Three Styles: No. 1, Panel; No. 2, Open Type as shown; No. 3, Fully Encased. Anti Profiteer. Less than pre-war prices. Fully assembled and tested.

	Style No. 1	No. 2	No. 3
67 Plates,	\$7.00	\$8.00	\$8.50
48 "	3.50	4.50	4.75
28 "	2.75	3.75	4.00
18 "	2.25	3.25	3.50

Money back if not satisfied. Just return condenser within 10 days by insured Parcel Post.



VERNIER

G. F. JOHNSON, 625 Black Ave.

Springfield, Illinois

Tell them that you saw it in RADIO

CALLS HEARD

SAGZ, EAST CLEVELAND, OHIO
Has been in operation since Jan. 11, 1922 and has been reported by the following: 6aol, 6rr, 6aif, 6atg, 6abw, 6alp, 6agh, 6aqp, 7kp, 6xaq, 6xad, 6iv, 6ajr, 6agi, 6ak, 6cu, 6arf, 7yl, 6awp, 6sz, 6ky, 6en, 6oh, 6aj, 6are, 6hy, 7mp, 6bcr, 6awt, 6aju, 6ka, 6gy, 6ame, 6atf, 6lc, 7zu, 9bd and 5en, Vancouver, British Columbia; Mr. Ripole, Hollywood, California; Mr. Bridges, Loleta, California; U. S. S. Kanawha; Mr. Wheatstone, Long Beach, California.

The record made by this radio 'fone set is about 1000 miles, made in tests to several stations such as 9nx, 9ps, 9nk, 4ii, and 4co.

One thousand volts direct current generator and rectified a.c. for plates. Hartley oscillation circuit, radiation 6 amperes. Radio 'fone uses Heising modulation 2 50-watt oscillators and 4 5-watt modulator tubes. Radio 'fone radiation is three amperes. The antenna is of four wires on 16 foot spreader, T type 60 foot lead-in, and is located on top of a concrete building 50 feet high. Two steel towers on this building support the antenna approximately 100 feet above the ground.

The following Pacific Coast stations have been logged at this station:

6awp, 6sg, 6awt, 6xaq, 6aj, 6xad, 6ka, (6sz). The latter station is very consistent here and often worked; on a one step 6sz can often be copied 15 feet from Baldwin 'fones. Henceforth, station 8agz will be known at 8yd on 875 meters.

THE RAD-SCO LINE



No. 101. A short wave receiving set complete with 2200 ohm receivers and antenna. Can be used with Audion and Amplifiers.

Price on Application

Shipping weight, 5 lbs.

Radio Supply Co.

of California


815 S. Main St.

LOS ANGELES, CAL.

Watch our ad next month!

Enquiries Solicited

Ask for our Catalogue



panels

Three distinct and exclusive types

CHOOOSE the panel best suited to your needs and made to your own individual specifications. Any size or shape you desire—any quantities, one or a thousand—engraved or plain—polished or dull mat surface—plain blank or fully machined and ready for mounting. Diamond F Radio Panel Service gives you the choice of three distinct types of panels, each a leader in its field.

CONDENSITE CELORON

Grade 10 is the highest type radio insulation made. Extremely high in surface and volume resistivity, high in dielectric strength and low in dielectric losses. It is handsome in appearance, extremely water resistant, machines easily, engraves with clean cut characters, and will give long lasting, satisfactory service.

VULCANIZED FIBRE VENEER

(patent applied for) is made of a hard grey fibre core veneered on both sides with a phenolic condensation product. It meets the demand for quality plus low cost. We recommend it for use in receiving sets and other apparatus where very high voltages at radio frequencies are not involved. It has a smooth jet black surface, machines readily and engraves nicely.

CELORON SHIELDED PLATES

(patent applied for) are made with a concealed copper wire mesh imbedded directly under the back surface of the plate. This wire shield, when properly grounded, very effectively neutralizes all detuning effect and "howl" caused by body capacities. Made in both Condensite Celoron Grade 10 and in Celoron Fibre Veneer.

Send for our Radio Panel Guide

Write today for our special "Radio Panel Guide," giving complete details regarding all Celoron Radio Panels. This guide quotes prices and enables you to determine just how much any type of Celoron panel will cost in either standard or special size—plain or fully machined, and engraved to your own specifications. Don't fail to get your copy of this important Guide by return mail. Write us immediately.

Dealers: Our Radio Panel Service enables you to sell panels completely machined and finished to the buyer's specifications. Write for our Special Dealers Proposition.

DIAMOND STATE FIBRE COMPANY

BRIDGEPORT (near Philadelphia) PENNA.
Branch Factory and Warehouse, CHICAGO
Offices in Principal Cities

In Canada: Diamond State Fibre Co. of Canada, Ltd. Toronto

Tell them that you saw it in RADIO



LEMCO
EQUIPMENT

LEE ELECTRIC & MFG. CO.
No. 340—"Lemco" Crystal Set—Complete Self-contained, highly efficient and very selective. Bus-bar method of wiring—very attractive Cabinet—mahogany finish and arranged so lid may be closed without disconnecting wires. Outfit high grade in every way.
\$12.00 each

Complete Lemco Radio Telephone Receiving Outfit

Tunes to wave length up to 900 meters

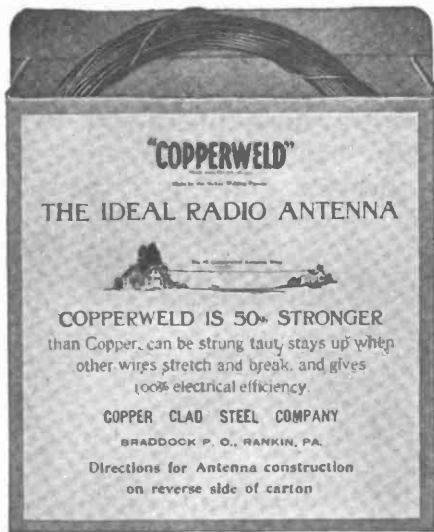
DEALERS—Write for our Special Proposition.

No. 340-A—"Lemco" Crystal Set—Consisting of No. 340 receiving set and 3000 Ohm head set; complete—\$20.00 each.
No. 340-B—"Lemco" Set, including No. 340-A Set and Antenna Outfit; complete—\$24.00

Sierra Electric Company

515 Market St., San Francisco, Distributors
629 Wesley Roberts Bldg., Los Angeles

High Conductivity—High Strength



The pure copper exterior of the wire conducts all radio waves due to "skin effect" of high frequency currents. This conducting metal is permanently welded to the high strength steel core.

You will be proud of your antenna when built of Copperweld—
IT WILL NOT STRETCH NOR SAG.

A tight antenna insures clear receiving.

RADIO DEPARTMENT
Copper Clad Steel Co.

Braddock P. O., Rankin, Pa.

Buy Copperweld
In Cartons

100 or 200 ft. lengths

WE USED OUR BEAN

IN DESIGNING

THE PARKIN DIAL RHEOSTAT (pat. pending) and by mounting the resistance element in a circular groove in the back of a 3" molded Bakelite dial eliminated one part and saved you the cost of a dial. The groove being recessed, allows the dial to clear the panel by the usual distance of 1-16". An off position is provided and a stop on the dial engages the stationary contact at the extreme positions. The 360-degree rotation insures fine adjustment. A brass bearing insures a true running dial and smooth action.

All figures and graduations are filled with brilliant white enamel. All brass parts nickel plated. Bakelite knob. Resistance is 5 ohms, carrying capacity 2 amps.
No. 77 Parkin Dial Rheostat, postpaid.....\$1.75

FOR SALE BY ALL LEADING DEALERS
Send for free catalog, No. 3, describing our complete line.
Dealers: Write for proposition.

PARKIN MFG. CO.
SAN RAFAEL, CALIF.

Tell them that you saw it in RADIO

CALLS HEARD

BY CHAS. C. WHYSALL, 80MI (EX 6TV),
MARION, OHIO

1bqa, 1xad fone, 2aje, 2aqi, 2bm, 2bml, 2el, 2fp, 2ja, 2kg, 2oo, 2sz, 2wb, 2xj, 2aev, 3ajd, 3agt, 3ge, 3gm, 3gn, 3hj, 3qw, 3zo, 4bi, 4bq, 4cx, 4gl, 4gn, 5fv, 5hk, 5jd, 5kc, 5rz, 5xa, 5xb, 5xu, 5ye, 5za, 5awu, 5aoo, 5ajx, 5aiq, 5ael, 5aqa, 5avo, 5ara, 5amq, 5ahe, 5axn, 5aid, 5ax, 5ait, 5alo, 5atu, 5aje, 5bco, 5bbu, 5bas, 5bih, 5bis, 5bxx 5bk, 5bun, 5bep, 5bow, 5bfh, 5brl, (5cbe), 5cld, 5cmf, 5ew, 5ft, 5iu, 5jm, 5jj, 5kg, 5lb, 5no, 5qe, 5rq, 5tl, 5wz, 5wu, 5wc, 5wo, 5xe, 5yu, 5za, 5zo, 5zn, 5zp, 5zs, 5aja, 5arp, 5ayw, 5asa, 5ap, 5arr, 5acn, 5ava, 5aou, 5aeg, 5abv, 5aqm, 5aaw, 5asj, 5awz, 5aul, 5amq, 5asa, 5anp, 5acb, 5aig, 5aus, 5bhd, 5bk, 5dqq, 5den, 5dev, 5ddz, 5dy, 5dsy, 5dsd, 5dxx, 5dso, 5del, 5gx, 5hr, 5hi, 5lf, 5lz, 5ox, 5pf, 5qe, 5rv, 5vl, 5wi, 5xt, 5yae, 5yak, 5yq, 5zj, 5zl.
Fone stations—kdka, ksh, kyw, wbl, whk, wwj, wlv, wly, wgy, wha, wfo.

BY EULON BIDDULPH, PROVO, UTAH

5xd, 5zj, 5bk, 6ea, 6ea, 6eu, 6gi, 6gp, 6hy, 6kc, 6nq, 6nx, 6ol, 6qr, 6tu, 6xh, 6za, 6zd, 6z, 6ag, 6aah, 6aak, 6ael, 6aid, 6aru, 6ath, 6atq, 6awh, 6awt, 6bdg, 6bhg, 6bii, 6xad, 7ad, 7ex, 7fg, 7hm, 7jd, 7in, 7mp, 7mw, 7nz, 7ot, 7qn, 7iz, 7aav, 7ya, 7yl, 7zm, 7zo, 7ap, 7zu, 7zv, 9nr, 9ps, 9za, 9amb, 9zaf, dd5.

NOVO
Vacuum Tube
"B" Batteries

FOR

Wireless Sets

22½ to 100 Volts

19 Different Sizes

Plain and Variable

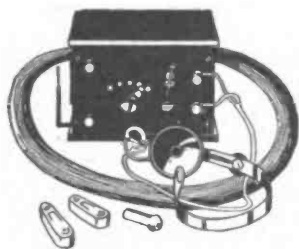
FULLY GUARANTEED

Noiseless in Operation

Write for catalog and prices

Novo Manufacturing Co.

424 W. 33d St. 531 So. Dearborn St.
NEW YORK CHICAGO



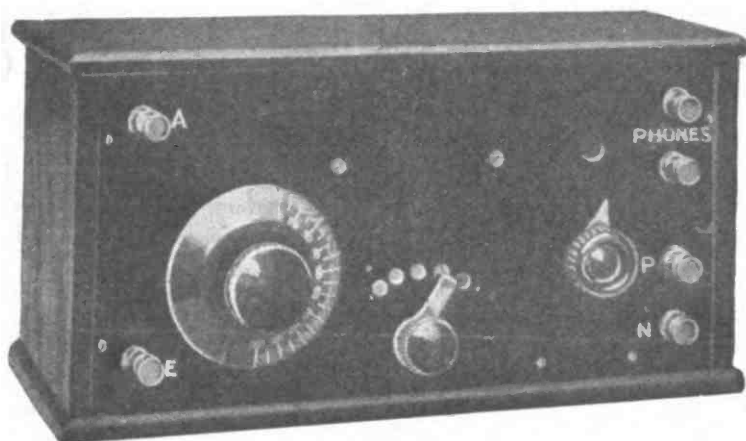
Harko Junior Radio Receiver

\$15.00

The HARKO JUNIOR receiving set is the most efficient Crystal Detector set on the market today. Results from using this instrument at our Minneapolis station show that we can "pick up" radio phone concerts, weather reports and news within a radius of from 25 to 50 miles. Telegraph messages have been picked up 300 miles distant without any effort.

Comes complete with phones, insulators and wire sufficient to rig an antenna, together with complete instructions as to installation and operation. Price \$15.00.

We Can Make Immediate Delivery



Harko Senior V. T.

Radio Receiver

\$39.00

Complete with tube, phones and aerial material, but without batteries.

A Combination tuner and audion detector. Operates up to and including 600 meters.

A Real V. T. Receiving Set at an Extremely Low Price of \$39.00

Concerts, weather reports, market reports and news of all kinds received from our Minneapolis (Minnesota) station by means of this instrument from Detroit; Cleveland and Pittsburg. Ships and stations on the Atlantic coast have been heard.

WE CAN MAKE IMMEDIATE DELIVERIES

All sets shipped same day order received.

Dealers write or wire for discounts.


The United Radio Schools

Radio Engineers

700 1st Nat. Bank-Soo Line Bldg.

Minneapolis, Minnesota

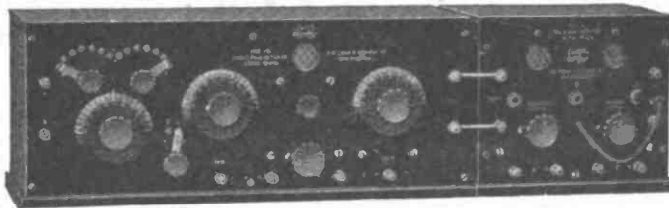

**KENNEDY
EQUIPMENT**



Type 110 Universal Regenerative Receiver, 175 to 25000 meters.....\$250.00
 With Type 525 Two Stage Audio Frequency Amplifier as in cut.....\$335.00
 Type 525 Two Stage Audio Frequency Amplifier only..... \$85.00

Type 220 Intermediate Re-
 generative Receiver, 175
 to 3100 meters,
 \$125.00

With Type 525 Two Stage
 Audio Frequency Ampli-
 fier as in cut,
 \$210.00



Type 281 Short-
 Wave Regenerative
 Receiver, 175 to
 620 meters, \$80.00
 With Type 521
 Two Stage Audio
 Frequency Ampli-
 fier as in cut,
 \$135.00
 Type 521 Two
 Stage Audio Fre-
 quency Amplifier
 only, \$55.00

THE RADIO STORE

PAUL F. JOHNSON, Owner
 90 North Los Robles Ave., Pasadena, Calif.

This loud speaker has many un-
 usual features, first and foremost be-
 ing the swivel adjusting device which
 allows the horn to be swung into any
 desirable position. Secondly, it is
 constructed in such a manner that a
 simple turn of an adjusting screw will
 allow almost any kind of a head
 phone being used for the loud
 speaker.



**RICHMOND
Loud Speaker**

Price without phone

\$7.00

F. O. S. Richmond

Will Fit Any Phone

It will be a valuable addition to your station as the workmanship is excellent.

The stand is of Mahogany finished wood.

Write for our price list on other makes of radio equipment.

425 BARRETT AVENUE
 RICHMOND, CALIFORNIA

RYAN RADIO COMPANY

Tell them that you saw it in RADIO

BY 9IF, GILTBRE, NEBB.

C. W.—1xm, xfi, wubc, nmw, wl2, 2fp, 2xq, 8aln, 8aqr, 8ca, 8bp(c), 8zy, 4el, (4cb-c), 4bf, 4by, 4bq, 4co, 4xf, 4xq, 4ft, 5's too numerous. 6en, 6ef, 6ka, 6ky, 6jd, 6xwl, (6xad), 6za, 7am, 8ajp, 8agl, 8aqh, 8apt, 8aog, (8axk), 8awz, 8ain, 8awm, 8aid, 8atu, 8bx, 8bfx, 8box, 8bo, 8bum, 8bk, 8bri, 8bow, 8bnj, 8bzj, 8bex, 8bet, (8bbk), 8bxx, 8bzc, 8bfx, 8ew, 8ci, 8dr, 8fo, (8ii), 8ib, 8iv, 8iq, 8gl, (8jl), 8ji, 8mp, 8oc, 8oh, 8sp, 8uk, 8uj, 8vj, 8wi, 8wr, 8wk, 8xk, 8xv, 8zx, 8zv, 9's too numerous.
 Spark—8bp(c), 5's too numerous. 6ot, 6xz, 6zm, 6za, (7mp), 7ly, 7xb, 7mo, 7zv, 7zu, 7zo, 8ft, 8zn, 8jj, (8bbu), 8zp, 8eb, 8ade, 8ml, 8zac, 8bep, 8bri, 8ars, 8ay, 8xx, 8yn, (8rq), 9's too numerous.
 Phones—5zak, 5xp, 5za, 8ajp, 9xm, 9zaf, dd5, kdka, Los Angeles Exchange, Catalina Islands, wrr, wvl.

Warren Radio Loop

NO AERIAL LESS STATIC

If Dad says—
 "NO AERIAL ON THIS HOUSE"
 don't allow his QRM to worry you, but purchase a

WARREN RADIO LOOP

The LOOP that made the Radio Roller Chair famous on the Boardwalk at Asbury Park, N. J.

- Is just the thing for an apartment or den.
- Is light in weight and easily portable.
- Is produced under a new principle.
- Is wholly enclosed, thereby protecting the winding.
- Is used in place of an outside aerial.
- Is a regular indoor aerial.
- Is adapted for receiving in moving vehicles.
- Takes the "tic" from static.
- Eliminates all danger from lightning.
- Can be used with any receiving instrument.
- Can be used without tuner.



This picture of the Radio Roller Chair showing the Warren Radio LOOP was used as cover designs on "Wireless Age" and "Radio News" and featured in many other magazines and newspapers in the United States.

Send your order through your dealer or direct to us with his name.

Type-A-737 (300-700 meters)..... \$10.00
 Type-A-7236 (175-1000 meters).... 12.00

V-D-F-CO RADIO MFG. CO.

DEPT. C, ASBURY PARK, N. J.
 Send for bulletin—No. S101



No. 746. Used in connection with No. 774 for amplification purposes; 108 volts.



No. 766. Eveready Wireless Station Battery standardized for use in U. S. Navy. 16½, 18, 19½, 21 and 22½ volts.

5 SIGNAL FACTS about the Eveready Wireless B Battery

—it lasts longer

Because uniformly high grade materials and refinement of manufacturing processes insure proper working of elements.

—its insulation is perfect

Because each cell is coated with special insulating material, and then further insulated from other cells by means of specially treated waterproof cardboard separators.

—its operation is noiseless

Because of adequate depolarization and steady voltage, perfect connections, and prevention of corrosive punctures and leaks.

—it maintains high voltage

Because ingredients are of proper proportion, and because short circuiting is prevented.

—it gives several positive leads without extra cost

Giving critical voltage adjustment for all types of vacuum tubes.

This 100% Eveready B Battery, linked to your receiving set, will give you more in service—more in satisfaction—than any battery you have hitherto known. See your radio equipment dealer—or write us.



No. 774. The Universal B Battery. One negative and nine positive leads, giving a range of 1½, 3, 4½, 18, 23, 28, 33, 38 and 48 volts.

NATIONAL CARBON CO., Inc.
599 Eighth Street, San Francisco, Cal.
30 East 42d Street, New York City, N. Y.

EVEREADY

FLASHLIGHTS and BATTERIES

NOTE:—Every wireless operator has use for an Eveready Flashlight

Tell them that you saw it in RADIO

"M. P. M." NATURE'S FINEST SUPER-SENSITIVE HIGHEST TEST DETECTOR - CRYSTAL

"Almost-as-Good-as-a-Tube"

Keeps Your Set Cut in ALL the Time
Insist on getting "M. P. M."

AT YOUR DEALER—or send \$1 Bill,
M. O., or Check, for LARGE BOX to

Million Point Mineral Co.

San Francisco Office—1254 Clay St.

Dealers:—If you want to handle the best mineral on earth, write for attractive trade proposition.

"AMUSEMENT AT HOME via RADIOPHONE"

A multi-wave honeycomb coil tuner with audion and amplifier is ideal for uninterrupted reception of radiophone broadcasting; it tunes out undesired wireless interference and covers all wavelenghts from 150 to 25000 meters.

We will forward postpaid complete instructions showing how to make this multi-wave outfit, giving list of parts required and blue prints showing layout, wiring diagrams, etc., in plain English on receipt of One Dollar. You can save at least \$25.00 by making your own outfit from our instructions.

Similar instructions—

Tuner only50c
Audion and Amplifier50c


We make these outfits knocked-down with panel drilled ready for assembling, assembled only, assembled and wired, and complete including batteries, bulbs, etc.

Account present condition of radio market we will take orders for our multi-wave outfits on basis delivery in about two weeks, but can forward immediately instructions showing how to make them. We invite correspondence.

AMERICAN RADIO-PHONE COMPANY

14 McKinley Avenue
Glendale, L. I., N. Y.

SEE PAGE 31



UV712
Amplifying Transformer

Quality Apparatus

New shipments of radio apparatus are constantly arriving and we are now prepared to fill your order on

RADIO CORPORATION APPARATUS

We are the Pacific Coast distributors for the following well-known manufacturers:



The sign of quality
Radio Apparatus

Radio Corporation of America
General Electric Co.
Westinghouse Electric and Manufacturing Company
Adams Morgan Co. (Paragon)
Federal Tel. and Tel. Co.
Signal Electric Mfg. Co.
Remier Radio Mfg. Co.
Wireless Press Books
Wm. J. Murdock Co.
Baldwin Telephones

Cunningham Tubes
Chelsea Radio Co.
Eveready Batteries
General Radio Co.
Acme Apparatus
Facent Essentials
Clapp Eastham
Magnavox Co.
Frost Phones
O. Brandes

New printed 6th District Call Book now ready. 50 cents postpaid.

Dealers: Order your copies to supply the immediate demand.

LEO J. MEYBERG CO.

Operating the Fairmont Hotel
Radio Station KDN, San Francisco

Send two-cent stamp for NEW Concert Schedule.

San Francisco, Cal.
428 Market Street

Operating Hamburger's
Radio Station KYJ, Los Angeles

950 South Flower Street
Los Angeles, Cal.

RECENT PATENTS

Continued from page 28

16 and 17, and a closed circuit consisting of coil 19 and condenser 18. This closed circuit is tuned to the received waves. A closely coupled coil 21 supplies the input circuit of an audion 35.

C. A. Culver, Pat. No. 1,406,445; Feb. 14, 1922. Photographic receiving apparatus.

A photographic record of the received oscillations is made on a sensitive strip 18 moving at a uniform rate, by means of a mirror 12 mounted on the free end of a flexible reed 8. The reed has very small inertia, while the mirror has comparatively large inertia. The coil 1 acts electro-magnetically to vibrate the reed, the natural period of which may be adjusted for the best effect by the clamp 24-25. A highly flexible connection 13 is placed between the mirror and the reed to increase the angular movement of the mirror when signals are received.

A. N. Goldsmith, Pat. No. 1,404,756; Jan. 31, 1922. Signaling system.

A scheme is disclosed for modulating the oscillations of a high frequency source, such as a plotron 1. Such a device when causing oscillations to be impressed on a closed circuit 5-6 cannot have its current flow materially varied by a mere variation in the resistance of this circuit. To overcome this difficulty a second plotron tube 14 is used, having its anode 15 connected to the mid-point 17 of the coil 5, and its cathode 16 by grounds 18 and 8 to the cathode of the first plotron. Then by varying the potential of the grid 20 of the second plotron, as by the telephone transmitter 21 coupled to the grid circuit, the oscillations are modulated.

R. A. Heising, Pat. No. 1,406,857; Feb. 14, 1922. Wireless signaling.

An antenna system is described, arranged so that it may either receive or send signals. The scheme here disclosed is for facilitating the change from transmission to reception, or vice versa. This is accomplished by a key 22, controlling contacts 23, and 24, which in turn control relays 25, 26 and 27. The relay 25 causes the antenna 5 to be connected either to the receiving coil 17 or to the secondary of a transmitting coil 13. The relay 26 controls the oscillator 6. The relay 27 controls the detector 18 which when short-circuited by the elements 28, 15 and 30, is rendered inoperative. However, by making resistance 30 variable, it is possible to obtain a side tone when the station is transmitting, and in this way the operator can tell whether the oscillator is working properly.

A vacuum tube, whether used as a detector, amplifier, generator or modulator, consists of three elements inclosed in an evacuated glass receptacle. These elements are known as the filament, the plate and the grid. When the filament is heated by the passage of an electric current from a battery minute negative electrical charges are given off from it and attracted to the plate, which is maintained at a higher voltage than the filament. This flow of electrons constitutes an electric current which may be varied or controlled by another current passing through the grid or screen interposed between the filament and the plate.

A. C. for filament lighting is not satisfactory for a receiving set, as the hum of the usual 60-cycle current is too pronounced without the use of expensive filtering condensers. It is possible, however, to light the filaments from a large storage cell, say of 150-ampere hour capacity, while charging the battery with a vacuum tube rectifier.

Tell them that you saw it in RADIO

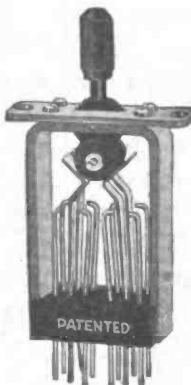
FEDERAL RADIO APPARATUS



FEDERAL No. 9 Amplifying Units

One of the latest additions to the already well known FEDERAL line. Undoubtedly the best amplifying unit on the market. Metal shielding eliminates all possibility of howling. FEDERAL Automatic Filament control jacks and circuits, an added convenience, are also incorporated. See your nearest dealer.

Price (in U. S. A.) \$58.00



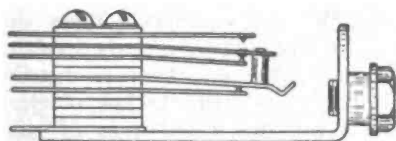
SIMPLIFY YOUR OPERATION

Federal Anti - Capacity Switches should be used in circuits where ordinary switches would have too high a capacity, with resulting loss in signal strength.

Phosphor bronze springs, silver - plated; roller type cams; Bakelite insulation; silver contacts.

Price (in U. S. A.) \$2.80

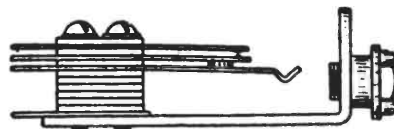
Federal Automatic Filament Control Jacks and Universal Plugs



No. 1438-W. Filament control, \$1.20



No. 15. Plug, \$1.75.




No. 1435-W. Filament control, \$1.00.

Federal Telephone and Telegraph Company
BUFFALO, N. Y.

Signal Service to Radio Electricians

SIGNAL RADIO Apparatus is *built complete* in Signal Shops from designs developed in the Signal laboratory by Signal Radio Engineers.

Before you spend a dollar on Radio equipment check up the *Signal Line* against the field and the first step is to secure all Signal Literature. It's free—write today.



WRITE TODAY FOR LATEST LITERATURE
AND NAME OF NEAREST DEALER

Signal Electric Manufacturing Company
MENOMINEE, MICH.

RADIO EQUIPMENT

HAS BEEN SCARCE

but every effort has been made to adequately care for our mail order customers. Shipments from manufacturers have been turned over to our mailing department before any goods were offered for local sale. As a result, out of town customers often obtained apparatus when Seattle amateurs could not. Altho many delays were unavoidable, our SERVICE still holds the reputation of being the fastest on the Pacific Coast.

The new PUGET HEAD SETS will soon be on the market. Write to us or ask your dealer.

NORTHWEST RADIO SERVICE CO.


1637 Westlake Ave., Seattle, Wash.

DON'T FORGET—


the next issue of RADIO will sell for 25c on the news stands
Subscribe Now and Save a Dollar

WIRELESS DISTRIBUTORS

Handle
**B. & P.
INSULATORS**



Aerial
Necessity
Insures
Safety and
Perfect
Insulation



No. 1

IMMEDIATE DELIVERY

Write for Exclusive
Territory and Quotation

Banister & Pollard Co.
206-208 Market St., Newark, N. J.

No. 2

The RIGGS RECTIFIER

will CHARGE your BATTERY
at home.

6 Volt: 5 Amp: 60 Cycle.

ABSOLUTELY GUARANTEED

Your money back, if you
want it.

Postpaid ANYWHERE,

\$12.50

East of Denver, Address

THE RIGGS MFG. CO.

Urbana, Ohio

Denver and West, Address

THE R & D CO.,

P. O. Box No. 304, Everett, Wn.

PROMPT — RADIO — SERVICE COMPLETE STOCK

Fresh Supply of Eveready 45 Volt B Batteries	\$5.00	All kinds of Crystal Parts. Moorhead, Cunn-
Crosely Sockets	\$0.80	ingham and Radiotron Tubes.
Parkin Sockets	1.50	Control Panels.
Federal Jacks, all styles.		Ports Detector
Murdock Phones.		Ports Amplifier
Radio Shop Variometers	5.75	
SEND FOR OUR BULLETIN		
Radio 6AVV		

QST RADIO SHOP

3305 Belmont Ave.
FRESNO, CALIF.

THE RADIO WAVE

Continued from page 17

All attempts to produce an antenna or radiation system that would radiate in one direction only, have met with decided failure. The reader can easily see why this is true if the "stress theory" is considered valid. Several types have been produced that have a more or less directive effect and of these the "condenser aerial," lately tested out by the Bureau of Standards, seems to have the most marked directive properties. For amateur installations, however, the T type will be found the best, this type radiating more energy in the directions of its free ends. The L type also has a directive effect; radiating the most energy at the end from which the lead-in is taken. In all types, the directive effect becomes greater when the length of the antenna is increased, and also when it is placed near the ground.

Why these various types show this directive effect is easily explained, for the charge on them is distributed in accordance with the law of electro-statics for the distribution of charges on irregularly shaped bodies.


In connection with the directive properties of various antennae when used for reception, little need be said except of the "loop aerial." When the "loop" is presented to the "field of stress" so that the plane of its windings lies in the direction of the transmitting station, the difference in potential of the opposite sides will cause a current to flow thru the "loop." If the coil is rotated so that its two sides are equidistant from the transmitting station, they will be at very nearly the same potential and no current will flow thru the "loop." Of the other types of directive antennae for reception purposes nothing will be said; all of them owe their directive properties to the way they are constructed in the "field of stress."

The vacuum tube has fully demonstrated its superiority to all other methods of producing undamped oscillations for radio work. We are at present, however, limited to comparatively low power in the ratings of these tubes, due to constructional difficulties, but the writer believes that the course of time will bring about unique improvements which will overcome these difficulties.

The spark and arc oscillation circuits have a tendency to vary constantly in frequency. As these variations are comparatively small, but very rapid and irregular, they have a pronounced effect on the "sharpness" to which stations may be tuned that are trying to receive from such transmitters. This naturally would have a limiting effect on their range.

Another point of superiority of the vacuum tube transmitter is the small amount of power they require to cover extreme distances. An explanation of

Tell them that you saw it in RADIO



1500 Miles with CW! 1100 Miles Voice!

**Music Heard 40 Feet From Phones By
Stations In 300 To 400 Mile Radius**

These are actual results obtained by our testing station 9ZB, using this set. You can get just as good work out of it.

THE BENWOOD WIRELESS TELEPHONE

For CW, ICW, Modulated Buzzer and Voice Transmission

This high-class set is just the thing for your broadcasting and DX work. An ideal set for the local radio club or the more progressive amateur. Think of the range this set will give you! If centrally located, you will be heard in almost every state in the Union. It is manufactured exclusively by and for the Benwood Co. and combines the best in material, workmanship and design.

Radiates 1½ to 3 Amps

We guarantee that this outfit will radiate 1½ amperes on the average amateur antenna when assembled in accordance with our instructions. It will radiate 2 to 3 amperes when used with an antenna whose fundamental wave length is 225 to 275 meters. That is why you can get such wonderful results.

Specifications: The set comes to you completely assembled with all parts mounted on panel, as shown, but not wired. Full instructions and wiring diagrams are furnished. You can wire it and start sending in less than an hour after you receive it. The outfit is complete with motor generator minus tubes, and consists of the following:

Specifications (Cont.)

Panel 12 x 18 x 1/8, angle supports, hardwood base, 3 tube sockets, 1 power rheostat, 1 80 watt filament trans., 1 modulation trans., 1 CW inductance, 1 hand transmitter, 1 0-3 Radiation meter, 1 0-500 milliammeter, 1 21 plate condenser, 1 43 plate condenser, 1 tapped condenser, 1 L-300 choke coil, 1 2000 volt filter condenser, 1 10,000 ohm grid leak, plug and jack connection for microphone buzzer and CW, 1 600 volt 220 watt motor generator. Boxed for shipment, \$200.00 f. o. b. St. Louis, Mo.

Send for Catalog

Send 10c in stamps for the new Benwood Radio Catalog comprising the latest Price Directory.

THE BENWOOD CO., Inc. 1113 OLIVE STREET ST. LOUIS, MO.

"ANY CHILD CAN RUN THE VACUUM"

This was the manufacturer's slogan for the first Vacuum Cleaner made

BUT-HANDLING VACUUM TUBES IN RADIO IS NOT CHILD'S PLAY

THE MAN WHO KNOWS
BUYS IT FROM



VACUUM TUBES

- No. UV-200 Detector \$5.00
- No. UV-261 Amplifier 6.50
- No. UV-201 5 watt transmitter 8.00
- No. UV-208 50 watt transmitter 30.00
- No. UV-204 250 watt transmitter 110.00

ATLANTIC-PACIFIC

- A. P. Detector \$5.00
- A. P. Amplifier 6.50

Send us your orders for Tubes.
Our stock is complete.

LOUD SPEAKERS

- No. A-3 Magnavox, new type \$45.00
- VOCALOUD, station type 30.00

TELEPHONES

- Type C Baldwins \$12.00
- Type E Baldwins 13.00
- Type F Baldwins 14.00
- No. 56 Murdock 2000 ohm 5.00
- No. 56 Murdock 3000 ohm 6.00
- No. 2500 Mesco 2000 ohm 6.00
- No. 2501 Mesco 3000 ohm 7.00

RHEOSTATS

- No. 25 Paragon \$1.50
- No. 214 General Radio 2.50
- No. 560 Murdock 1.00
- No. 120-A FADA, new type 1.00
- No. 810 Remler, 4 ohm 1.00

"B" BATTERIES

- No. 763 Eveready 22½ volts \$2.25
- No. 766 Eveready 22½ volts tapped 3.00
- No. 5156 Burgess 22½ volts tapped 3.00
- No. 2156 Burgess 22½ volts, extra large 4.50

BOOKS

- C. W. Instructions \$0.25
- Practical Wireless, by Bucher 2.25
- Experimenters' Manual, by Bucher 2.25

Please include sufficient postage with all C. O. D. orders.

"We give all we can for what we get — Instead of — Getting all we can for what we give"

MISSOURI RADIO SUPPLY COMPANY

4623 Maryland Ave.

ST.

LOUIS

MISSOURI

Tell them that you saw it in RADIO

NEW MOTORS FOR ALL PURPOSES
STANDARD MANUFACTURERS
PROMPT DELIVERY

ALL SIZES UP TO 5 H.P.

We Specialize In Small Motors & Generators
ALL PHASES AND FREQUENCIES IN STOCK AT ALL TIMES
Largest exclusive Mail Order Small Motordealers in the world.
CHAS. H. JOHNSTON, Box 38, West End, Pittsburgh, Pa.

WIRELESS, TELEPHONE GENERATORS
500 VOLT-100 WATT - 3400 R. P. M.
FOR MOUNTING MOTOR GENERATOR SETS.

\$28.50 EACH

WRITE FOR CATALOG



RADIO BLUE PRINTS

A COMPLETE RANGE OF PROVEN HOODUPS FOR QUICK REFERENCE

WILL CHART COMT. CODE 6" x 28" 25 CENTS

EACH ON A SEPARATE SHEET. THEY'RE MAKING A HIT.

VT RADIO-PHONE CIRCUITS 12 5/P 50¢

VT RECEIVING CIRCUITS 12 5/P 50¢

THE PLAN BUREAU
1929 M'CAUSLAND AVE. ST. LOUIS, MO.

**Variometers
Couplers**
\$3.75 Each

**Wound but unassembled
\$3.00 Each**

These instruments embody best workmanship and materials, all wooden parts genuine mahogany, coupler primary wound on Formica tubing. Wound to assure maximum results for short wave work. Shafts 3/16 inch. With Chelsea Dial and Knob \$1 extra. Send for bulletin describing panels, parts and other apparatus.

FREDERICK WINKLER, JR
304 Columbus Av., New York, N. Y.

WIRELESS CATALOGUE

WHETHER you are interested in a complete radio receiving outfit, or a half a dozen binding posts, you'll find the particular instrument, best for your needs, in Corwin's catalogue. Send 10 cents, (credited to your first order) for your copy today! Where's the nearest mail box?

A.H. CORWIN & CO.
4 West Park St. Dept. G
Newark New Jersey

RADIO CLUB SECRETARIES
Write for Our Special Club
Subscription Plan.
"RADIO," San Francisco, Cal.

this may be found in the following illustration:

Suppose a pendulum is at rest. If we set it in motion we find that it has a natural period of oscillation. If energy is supplied at regular intervals corresponding with its period of oscillation we find that it takes but very little power to keep it in vibration, but if the energy is supplied at irregular intervals, the power expended in keeping the pendulum in motion will be comparatively great.

The same is true of the "field of stress." If we supply energy periodically it will require but very little to keep it in "vibration," but if the supply of energy is erratic, as with spark and arc transmitters, it will be necessary to use a great deal of power to keep the "field of stress" in "vibration."

With C. W. and radiophone transmitters, there are two common annoyances with which every operator is familiar: "swinging" and "fading." "Swinging" is especially noticeable when using the heterodyne method of reception. It is caused either by a change of wavelength of the transmitting station or perhaps more often by the variation of wavelength of the oscillations that are being produced at the receiving station. A swinging antenna is often the cause of the trouble and amateurs will do well to see that the displacement of their antennae during a wind storm is as small as possible. The lead-in, too, should be kept from swaying. At transmitting stations "swinging" is often caused by the variations in the load on the high voltage generator. If possible compensation should be made for this in some way because "swinging" caused by this is often attended with a "fading" of the signals.

"Fading" may also be caused by external conditions and due reference will be made of it later in connection with cosmographical influences which are probably the cause of the greater part of it.

TURNING now to phenomena dependent on cosmographical influences: the effect of the seasons upon the distances covered by transmitting stations will be dealt with first.

If a curve is plotted of the range of a transmitting station during the year, we find that in the months of December, January, and February, a maximum range is obtained. This range falls off abruptly during April, and in the summer months, especially July and August, a minimum is reached. This effect is not so noticeable in the tropics, but in the temperate zones there is a wide range of variation. Probably a great deal of the diminished range during the summer months is due to disturbances caused by static. One investigator considers the range of transmission

The 'QSA' Line of Radio Equipment

Larger business has made necessary larger space and larger stock. So we have moved into new quarters where we will be better able than ever to supply your wants. Items listed below are in stock for immediate delivery.

- Radiotron UV 202 5 Watt Power Tube...\$8.00
 - Federal No. 226-W Amplifying Transformer..... 7.00
 - Paragon VT Socket No. 80..... 1.00
 - FADA Panel Mounting Rheostat..... 1.00
 - Eveready No. 776 Variable "B" Battery 3.00
- Catalog of "QSA" equipment sent for 10 cents which will be refunded on initial purchase or FREE with order from this advertisement. Get on our mailing list. We have something interesting to say to you each month.

INDEPENDENT RADIO SUPPLY CO.
3239 Ogden Ave., Chicago, Ills.

FORMICA PANELS

Black Sheets, Both Sides Polished
You can get panels cut to order from this high quality material and it will cost you only \$0.02 per sq. in. 3/16" thick.
Immediate Shipment - Postage Prepaid
DAVID RADIO SUPPLY CO.
R. A. Box 388, Reedley, Calif.

"B" BATTERIES

AN
EVEREADY
PRODUCT

- 43V. Batteries, tapped.....\$4.50
 - 22 1/2 V. Batteries, Navy Type..... 3.00
 - 22 1/2 V. Batteries, Commercial Type..... 2.00
- Latter two types especially adapted to Cunningham and Radiotron Tubes.
Postage Prepaid Anywhere in U. S.

ETS-HOKIN & GALVAN
Wireless Engineers
10 Mission Street San Francisco

"SHAMCO PRODUCTS"

Amateurs: Send 5c in stamps today for our new Catalog L showing complete line of parts, raw materials and high grade apparatus.

Dealers: Write for our attractive proposition.

THE SHOTTON RADIO MFG. COMPANY, INC.
8 Market St. Albany, N. Y.

TURN TO PAGE 31

Tell them that you saw it in RADIO

8 HOUR SERVICE!

Our Radio Mail Order Service is gaining much popularity on account of the **FAST SERVICE**. We ship your order within eight hours of its receipt. After you tire of waiting days—or maybe weeks—for your supplies, try Warner Brothers' Radio Mail Order Service and you will use no other. Following are a few items that we have in stock:

VARIABLE CONDENSERS

Kilbourne and Clark Type

.0001 7 Plates	\$2.00
.0002 13 Plates	2.50
.0003 17 Plates	3.00
.0005 23 Plates	3.50
.0007 31 Plates	4.00
.001 43 Plates	5.00
.0015 63 Plates	7.20

HORNS

TIN HORNS \$1.00
 Papier-Mache 36 inches long 1.50

EVEREADY "B" BATTERIES

No. 765, 22½ Volts \$2.00
 No. 766, 22½ Volts, tapped 3.00
 No. 774, 43 Volts, tapped 5.00

REMLER APPARATUS

810 Jr. Rheostats	\$1.00
811 Rheostats	1.75
813 3 Amp. Rheostats	1.75
92 VT Socket	1.50
330 Audion Detector Panel	8.00
331 Amp. Panel	6.00
333 Amp. Panel	9.00
400 3 Coil Mounting	6.50
96 Variable Grid Leak	.60
97 Grid Condenser	.35

SOCKETS

92 REMLER Socket	\$1.50
156 GENERAL RADIO	1.50
550 MURDOCK	1.00
DEFOREST Moulded Bakelite	1.10
OSOLEY Porcelain	.60

AMPLIFYING TRANSFORMERS

UV-712 Radio Corporation	\$7.00
231A GENERAL RADIO	5.00
226W FEDERAL	7.00
A2 AOML, unmounted	4.50
A2 AOML, semi-mounted	5.00
A2 Fully mounted	7.00
Thordarson	4.00

VARIOMETERS

REMLER 505 Moulded Bakelite	\$6.00
OUR OWN TYPE	4.50

JACKS AND PLUGS

FEDERAL 1421 Open Circuit Jack	.70
FEDERAL 1422 Single Circuit Jack	.85
FEDERAL 1423 Double Circuit Jack	1.00
FEDERAL 1435 Automatic Filament Control Jack	1.20
FEDERAL 1438 Automatic Filament Control Jack	1.50
WESTERN ELECTRIC Plugs	1.50
FEDERAL Plugs	2.00
PACENT UNIVERSAL	1.25
NEW FEDERAL Universal Plug	1.75
BRAMSTINE Plug and Jack, complete	1.50

RHEOSTATS

REMLER Jr.	\$1.00
FADA—with new Knob	1.00
GENERAL RADIO No. 214 7 ohm or 2½ Amp. 2 ohm	2.50
DEFOREST, new type	1.20
PARAGON	1.50
MURDOCK 560	1.00

STORAGE BATTERIES

USL 6 V. 20 A. H.	\$11.50
USL 6 V. 60 A. H.	15.00
USL 6 V. 85 A. H.	22.00
USL 6 V. 115 A. H.	28.00

OUR OWN BRAND

6 Volt 70 A. H.	\$16.00
Philadelphia, 6 V. 60 A. H.	16.00

VARIO-COUPLERS

REMLER 503 Vario-Coupler	\$5.49
REMLER 505 Coupler on Unit Panel	12.75
OUR OWN TYPE	3.75

REMLER QSA

HONEYCOMB COILS
 ALL SIZES AT STANDARD PRICES.

Now that you have read the list, get that order into the mails without delay. If there is something that you want and don't see it listed here, write us anyway and we will get it for you. Our two stores save still more time in getting your apparatus in a hurry. Enjoy the pleasure of real service for a change. Send us your orders.

WARNER BROTHERS

TWO STORES


San Francisco.
 350 Market Street
 Phone Douglas 4639

Oakland, Cal.
 22nd & Telegraph Ave.
 Phone Lakeside 6233

Spider Webs

WONDERFUL REGENERATIVE SIGNALS

NO MAGNETIC LEAKAGE



We Supply Standard Lines

KENNEDY • WESTINGHOUSE
 A. P. AND OTHERS

Write for Descriptive Pamphlet

EXCLUSIVE COAST AGENTS

Herrold Laboratories

Everything from a "Binding Post" to a "Kennedy Universal"

467 South First Street

San Jose, California

Tell them that you saw it in RADIO

FREE THIS MONTH
VACUUM TUBE

Wireless Radiophone Set

Also the Wonderful **OMNIGRAPH** Set for learning the Code, and Text Books given **FREE** with our Simplified Spare Time Professional Home Course

LEARN WIRELESS

It Pays Big Money

The demand for experts exceeds supply.
Pays \$250 monthly up to \$10,000 a year or more

Nationally recognized as foremost Wireless Institute giving Best Theory, Text Books and Instruments. Hundreds of new wireless stations going up every day. Wireless is entering new field of business, it offers an opportunity of a lifetime to the man who is awake.

Short Low Cost. **AMATEUR COURSE.**

Simple, non-technical qualifies you for Amateur License.

FREE

LEARN-O-GRAPH

Code Sender and text books with Amateur course.

Free Booklet—"How to Become a Wireless Operator." Send for it now.

New York Wireless Institute
258-G Broadway, New York City

CODEGRAPH
YOUR RADIOGRAMS

Put your messages in cipher with a **CODEGRAPH**. Thousands of combinations. Beautifully etched and enameled metal. 2½ inches in diameter. Easy to carry. Any message can be quickly put into indecipherable language.

A COMBINATION LOCK FOR YOUR MESSAGES

No possibility to read your cipher code without the key. Interchangeable dials. Our booklet "Cipher Codes" with complete instruction \$1.00. Send your order today. Watch for prize contest announcement.

CODEGRAPH CO.
Department AA. P. O. Box 848.
LOS ANGELES, CALIF.

INDOOR COIL AERIAL

Drawing, circuit diagram, chart, and tables giving number of turns for wave lengths from 0 to 3600 meters, 50c; 3600 to 24,000, 50c. Stamps not accepted.

C. A. DAVIS & CO.
2371 Champlain St.,
Washington, D. C.

Read the Classified Ads on Page 74

as being inversely proportional to the amount of static in the air. Another claims that the diminished range is due to the leafing out of the trees. Undoubtedly this would have the effect of presenting more surface to the "stress" which would act in a measure to absorb some of its energy. Any of these theories do not violate the principles of the "stress theory," and the writer leaves the amateur to accept or disregard them as he wishes.

Another noticeable phenomenon is the "daylight effect." Often the range of a transmitting station will be increased a hundred times just after sunset and by three o'clock a maximum range is obtained. After this it falls off rather abruptly and with the rising of the sun the range falls off still more.

Most investigators account for this by the absorption of the radio waves due to the sun's action on the atmosphere. It is highly probable that the sunlight causes an ionization of the air which allows the energy of the "field of stress" to "leak" away. Other investigators claim that the sun affects the magnetic lines in the earth and this causes the resultant change in the transmitting range, but the writer would prefer to disregard such theories because they will not apply if the "stress theory" is held valid.

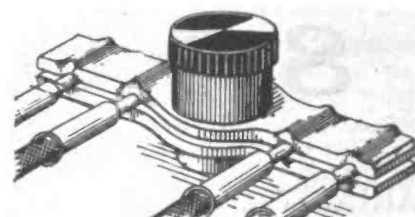
Another very common phenomenon associated with radio communication is the variation in signal strength between various portions of the earth's surface. The data on the subject are meager, but a few general deductions can be arrived at. It is evident that over large bodies of water, radio transmission is attended with little difficulty. On land there seems to be a wide variation in the strength of signals, depending on the direction from which they are received. This is undoubtedly due to the various degrees of conductivity of the earth's surface.

This same explanation will also account for the so-called "bending" and distortion of radio waves by the coast line, which so many observers claim to be true.

Several of the minor phenomena upon which little data can be obtained in connection with this work, are the so-called "magnetic shadows," the auroral displays, and sunspots. That the last two mentioned have some connection with each other is almost certain, but as to their effect on the range of radio communication little can be said. Near the polar regions certain effects might be noticed, but in the temperate zones no definite effects have been observed. "Fading" in the northern latitudes may be caused by auroral displays, but of this we are not certain.

The so-called "magnetic shadows," which spark stations are prone to contend with, are probably due to some

Tell them that you saw it in RADIO



FOUR SETS OF PHONES!

25c will buy a set of Multiple Binding Post Connections (patent pending) which provide the only practical means of attaching as many as 4 pairs of telephone receivers to a pair of ordinary binding posts.

Dual connection set provides same connection in attaching Magnavox and outfit to storage battery.

Either set will be sent postpaid upon receipt of 25c in coin or stamps. Satisfaction guaranteed or money back.


Portable Wireless Telephone Co.

Dep't A, Commercial Bank Building

STOCKTON, CALIFORNIA


Attractive Dealer's Proposition.

CROSLEY
HARKO SENIOR RADIO RECEIVER



Complete tuner and audion detector assembled on a formica or other high grade dielectric panel, mounted complete in mahogany finish cabinet. Range, 150 to 600 meters, non-regenerative hook-up. Price without battery, tube or phones.....\$16.00

CROSLEY TWO-STEP AMPLIFIER



Complete with amplifying transformers, sockets, rheostats, switch, binding posts, etc., mounted on formica panel in mahogany finished cabinet. Price complete as shown in illustration.....\$25.00

We make a complete line of radio apparatus. "It's better—and costs less!"

Send for circulars.

CROSLEY MFG. CO.

Radio Dept. P-5

Cincinnati, Ohio

Wanted

a representative with practical radio experience in every locality. A paying proposition for live wires. No capital required.

A. K. LAING RADIO CO.
Dept. N. Hanover, N. H.

Put **PEP** into your Crystal. Use **CRYSTAL-KLEER**

If you want your messages and concerts to come through clear and loud. Crystal-Kleer is not expensive. Ask your dealer to show you how it works, or write for our proposition.

The **CRYSTAL-KLEER** Company. Registered.
Dept. P 226th Street & Broadway, N. Y. C.

peculiar molecular change in the atmosphere. The "fading" of C. W. and radiophone signals is perhaps due to this phenomena. Similar effects have been noticed in connection with sound waves and the explanation offered, tho not very good, seems to be the only one at hand.

The writer wishes to thank Allan R. Kenworthy, late of the U. S. N., for his aid in compiling the data given in this article.

THE V. T. AS A DETECTOR

Continued from page 23

filament but not the cold grid. With each of the rapidly recurring positive swings, in one group, the grid becomes increasingly negative. The condenser serves to transmit these potentials to the grid, but does not permit the charge which accumulates to leak off. The negative charge accumulated during the reception of one group of waves causes quite a decrease in the plate current. The time between groups of waves allows this charge to leak off through the grid leak, and the process is repeated for each group.

There are two cases in which a grid leak is not needed with a grid condenser. The first is when either the condenser or the base of the tube is not a good insulator, and allows a small current to flow. The second case is when a "soft" detector tube is used. Such tubes contain a small amount of gas, the atoms of which serve as carriers of electric charges in addition to the electrons, with this difference, that they may be either positive or negative. When positive charged atoms, or positive ions, as they are termed, come in contact with the grid they neutralize its negative charge, making a grid leak unnecessary.

In practical work all three of the above methods of detection are generally brought into play, the part each takes depending on the adjustments made and the tube used.

CALLS HEARD

BY 600, SAN FRANCISCO

5za, 5gv, 5lv, (6ak), 6ax, (6ea), 6eb, 6en, (6gy), 6ga, 6ka, 6ky, (6ni), 6nx, 6vm, 6zf, 6si, 6zq, 6za, (6ax), 6za, 6rr, (6alv), 6pk, 6ti, 6ku, (6agp), 6awp, 6bak, 6baw, (6ber), 6bir, 6bla, 7wo, 7go, (7qt), 7dp, 7nx, 7zu, 9pi, 9dtm, 9bro, 9bjb, 9bgs, 9raq, 9raf, px, all C. W.
Spark—(7mf), (7oz), 7my, 6zam.


BY 6ZF

C. W.—4bq, 4ft, 4gl, 4sc, 4cb Can., (5za), (7qe), (7xl), (7xg), (cl8), 8jl, 8vy, 8wi, 8xv, 8zg, 8az, 8axk, 8brl, 9fm, 9pl, 9ps, (9wd), (9wu), (9xi), 9xm, 9bd Can., 9aav, 9aeq, 9aja, 9ayu, 9bjl, 9dng, 9dth, 9dtm, (9dva), 9egm, 9raq, 9zac, (9saf).

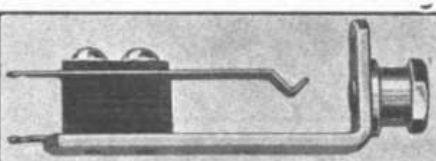
Spark—5ak, 5er, 5il, (5xd), 5ya, (7be), (7bk), 7ck, (7ge), (7gj), (7il), 7jd 425 meters, (7ke), (7ln), (7ly), (7mf), (7mp), 7nw, (7oh), (7ot), (7oz), (7po), (7vo), (7wg), 7xb, 7ya, (7yl), (7zj), (7zm), (7zp), (7st), (cl8), 9sl.

Feb. 20 (760 miles north Seattle) 7.15 p.m. cq de 5zf (cw) qsa vry; 9 p.m. Seattle P. I.; 9.30 p.m. 6ax (7) spk qsa but qva bad.


Feb. 21 (850 miles north Seattle) 8.15 p.m. kwg Stockton; 8.40 p.m. Seattle P. I.; 8.50 p.m. some other Calif. station but unable make out call or where. 1.10 p.m. 6km de 7mf spk; 9.12 p.m. 7mf de 6km spk; 1.14 p.m. 7sm de 7ed qsa vry spk; 9.18 p.m. 6eu de 6km qsa vry spk; 9.21 p.m. 6vx wrking qsa; 9.23 p.m. 6atq de 7mf; 9.57 p.m. cq de 6zf (cw); (cannot copy cw account qrm fm ships generator.)



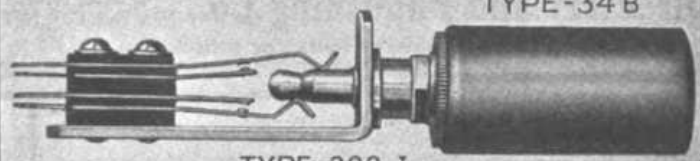
FIRCO JACKS




TYPE-202 J



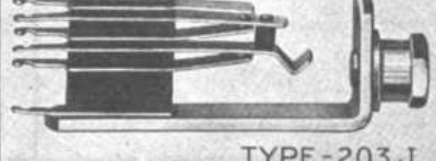
TYPE-201 J



TYPE-200 J



TYPE-204 J



TYPE-203 J

The complete line, which engineers have pronounced the best on the market and in full keeping with the high standard of all "Firco" products.

99% STERLING SILVER CONTACTS
with nickel-silver springs. Try them out and test against others and note particularly their resiliency and perfect contact.

FIRCO BULL DOG PLUGS
(Used with Firco Jacks)
"The Harder You Pull, the Tighter It Grips"

TYPE-34 B

The one plug that you **DO NOT** need a screw driver or soldering iron to connect

FIRCO JACK PRICES

Single Circuit open.	\$0.70
Single Circuit closed	.85
Double Circuit closed	1.00
3 Spring Automatic Filament control.	1.20
5 Spring Automatic Filament control.	1.50

*Immediate Delivery
Through your local dealer*

John Firth & Co., Inc.
18 Broadway, New York City

THE ONLY RADIO WEEKLY

RADIO WORLD

Every seven days

Beautifully illustrated; special articles
Helps for the amateur

\$6.00 a year; \$3.00 six months;
\$1.50 three months; Trial subscription
\$1.00 for 8 issues.

Sample copy, 15 cents.

Advertising rates on application.

Radio World Company
1493 Broadway New York City

THE RADIO SHOP

321 West 40th Street
INDIANAPOLIS, INDIANA

**REPAIRING AND
REWINDING OF ALL
MAKES OF RADIO
RECEIVERS**

If you have a pair of telephone receivers we can wind them to any Ohms you desire.

Special this Month
6 Volt 80 Ampere Hour Battery
Guaranteed Two Years.

Tell them that you saw it in RADIO

WHAT YOU HAVE BEEN LOOKING FOR—A REAL

AMATEUR
RADIO
 DIRECTORY

Complete List of all Amateur Stations in the United States,
 including Special Stations and Broadcasting Stations.

also

Notes on the construction of a complete receiving set.
 Calibration of a receiving set without the use of a wavemeter.

Price \$1.00 Per Copy

Order from your dealer—if your dealer hasn't them, send direct.

PUBLISHED BY

Radio Directory and Publishing Co., 45 Vesey Street
 New York City, N. Y.

Do not send stamps. Dealers—write for proposition.

A New Radio Store

WHERE SERVICE AND COURTESY WILL BE OUR CONTINUOUS AIM
 WILL BE OPENED

In Los Angeles

IN THE NEAR FUTURE

*Please watch this space in future issues
 for further details*

HERE'S A FEW OF THE EBY LINE



Commander H



Ensign H



Sergeant



Corporal

Posts shown are most suitable for radio use.

Our prices are attractive and our deliveries prompt.

THE H. H. EBY MANUFACTURING CO., 605 Arch St., Philadelphia, Pa.

Tell them that you saw it in RADIO

RADIO STORAGE BATTERIES

Continued from page 20

simply a continuous charge at a very low rate, which keeps the battery in first class condition at all times, and stops the deterioration usually experienced when a battery is left without a proper charge. This trickle charge varies in quantity for different sizes of cells, but rarely exceeds a half an ampere, even for the largest types of cells.

At best, however, a lead battery is a very delicate, tricky thing to handle, and should always have the best of care. Even where the battery has not been discharged, a freshening charge is required, at least once every two weeks, and oftener if the battery does not hold up well. Distilled water should be added at regular intervals, to make up for that lost in evaporation, gassing, which occurs when the battery is charged. The terminals and tops should be kept clean, and no foreign matter allowed to get into the cells at any time, as this will almost certainly ruin them. Naked flames and lights should always be kept away from lead batteries, as the oxygen and hydrogen liberated around the battery will ignite easily, usually with a disastrous explosion which may communicate itself to the whole set of cells, and cause the loss of life and property, the explosion rivalling powder in its force.

THE Edison battery was, when it came out, heralded as "perfect." Unfortunately, those who considered it so were somewhat too hopeful in their claims and dreams. The Edison battery is unquestionably the best for some classes service, everything considered. Where a battery will have a long steady load drawn from it, as a radio set would draw, the Edison battery stands up far better than the lead, provided the battery is used, i. e., charged and discharged often enough to keep it "active." If a set of Edison cells are charged and allowed to remain charged all the time, with occasional freshening charges, they will not deliver their maximum service by any means, altho they will be in no way injured. It is almost impossible to permanently injure an Edison battery unless some foreign substance is put in the cells, or unless they are damaged mechanically.

Edison batteries are as different from the lead-acid type as it is possible to make a thing which serves the same purpose. In the first place, they have for a solution about the strongest "base," or alkaline substance known, potassium hydroxide (and in some cases sodium hydroxide). The solution is generally made of about a 20 per cent solution of potassium hydroxide (the same substance as common "lye"), in distilled water, usually with a small percentage of lithium hydroxide added. The active materials of the plates are not the plates themselves, or a "paste"

applied to them, but is material securely contained inside of nickel plated sheet steel containers. This material consists of flakes of nickel in the positive plate, and iron oxide, iron rust, in the negative. Small sheet steel tubes, made up of perforated, nickel plated steel, are used to hold the nickel, while small perforated "boxes," called "pockets," are used to hold the iron oxide. These various containers are then forced into steel sheet-metal "frames," which compose the plates, which are then made up with hard rubber separators, and the whole cell, composed of positive and negative plates, is enclosed in a steel "can," which is made tight by being electrically welded at all the seams, the only opening left being a small hole, fitted with a cap and cover, which serves as a "filler" opening, and thru which the electrolyte and distilled water is inserted when the cell is in use, and where the gases escape while the cell is charged.

Edison batteries can be subjected to almost untold abuse, and still maintain their normal capacity and activity. The writer has seen the following classes of abuse heaped on the metaphorical "head" of the Edison battery, which lived to tell the tale: A set of Edison cells was stored away in a warm climate by a person ignorant of the proper method of storing batteries, and after five years it was found that all the water had evaporated from the solution, leaving the cells bone dry. Small crystals of potassium hydroxide could be seen clinging to the surface of the plates. The cells were filled with distilled water and allowed to stand over night. Next morning it was found that current could be drawn from the battery, altho it had not been charged while it was in storage. The old solution was dumped out and replaced with new, the battery was given a couple of cycles of charge and discharge at the normal rate, and as far as could be determined, it was as good as ever! Another time it was noted that at a certain radio station there was but one battery supplied for lighting of the filaments of the audions. Plenty of 110 volt dc. current was available, and the 6 volt tray of cells was placed right across the line, without resistance, and a short charge given the cells, lasting about five minutes. No ammeter was available, but the current certainly rose to 150 or 200 amperes. The limit of the charging period was determined by the time necessary to get the solution too hot to make the process safe to continue. This was done about twice a day for several weeks, until a spare battery could be procured, together with the proper charging panel. No serious effects were noted in the actions of this much abused battery, either at the time or later. In general, however, such extreme cases of misuse should be avoided, as it certainly can do the battery no



Above all—

Quality is the wave length to which the wise consumer tunes today, in his purchase of radio equipment. He buys quality apparatus because he knows it produces quality results—constant, unvarying efficiency under ordinary conditions, anywhere.

It has been the privilege of the Marshall-Gerken Company not only to manufacture quality wireless apparatus, but to show users the value of quality in radio instruments. They have expressed their ideal of quality in the precision required of their engineers in the making of the smallest as well as the largest part; quality construction is the key to the facility of operation of Marshall-Gerken apparatus; the factor of quality again predominates in the simplicity of the instructions by which the amateur as well as the professional obtains the highest utility from Marshall-Gerken equipment.

In the establishment of their nation-wide reputation for making and selling only thoroughbred apparatus, the Marshall-Gerken Company have set a high standard by which to test superior endurance and unusually satisfactory service of radio equipment.

Progressive Distributors and Dealers: Write for our illustrated Booklet; you will find it exceedingly interesting.

The Marshall-Gerken Co.
Quality **RADIO** Products
MANUFACTURERS—DISTRIBUTORS
Toledo, Ohio, U. S. A.



Mica Grid Condenser and Grid Leak Mountings

From .00005 to .00025 MFD.....	\$.50
From .0008 to .0005 MFD.....	.65
Grid Leak Mounting only.....	.25
Triple Coil Mounting.....	5.00
Variable Condensers	
.0005 MFD.....	\$4.50
.00075 MFD.....	5.00
.001 MFD.....	6.00
.0015 MFD.....	7.50

Kindly add 5c for Postage
MONTROSE MFG. CO.
619 St. John's Place, Dept. R. BKLYN. N. Y.

RADIO DEALERS!

Immediate Deliveries on the Following Apparatus—

Variocouplers	\$4.50
Variometers	4.75
Bakelite Grid Condensers60
Grid Leaks50
Crystal Detectors (Bakelite Base).....	1.85
Switch Points 1/4", per 100.....	2.25
Switch Points 3/16", per 100.....	2.00

Any Radio Supplies constructed to your order. Panels drilled and cut. Let us quote prices on special equipment.

TWIN PEAKS RADIO Mfg. Co.
49 HOFFMAN AVE., SAN FRANCISCO
Telephone Valencia 4017

Tell them that you saw it in RADIO

TRADE **ESCO** MARK

Means the last word in

MOTORS, DYNAMOTORS, GENERATORS, MOTOR GENERATORS


Designed and Developed by PIONEERS

In perfecting high voltage apparatus for wireless operation

**Esco Products are
Standard**

SOLD BY PRINCIPAL DEALERS EVERYWHERE

Used by Leading Educational Institutions



This Outfit Enabled IBCG—GREENWICH, CONN., to be the first to get across the Atlantic in the recent Amateur Contest.

ASK FOR BULLETIN 237

Listing over 200 Combinations

Electric Specialty Company

215 South Street, STAMFORD, CONN., U.S.A.

good, even if there does not appear to be any harm done at the time.

The actual life of an Edison cell is not known. The makers claim they have cases of trucks and small motor driven vehicles in which the batteries operate the truck all day, are charged at night every working day of the year, and after ten years of such service the cells showed a drop of about 10 per cent from their original capacity and seemed capable of another ten years of such service.

For the lighting of filaments for audions and the like, nothing can excel these batteries. They may be left charged, uncharged, partly charged, or in any convenient condition indefinitely without seriously injuring them in any way. If they are to be left for a time, they should be carefully cleaned off, and all loose solution removed from the outside of the steel containers, as this is liable to cause rusting, which will spoil the container, and will necessitate renewal of the steel cans. They should be supplied with distilled water from time to time, when laid up.

After a couple of years' service it will be found that Edison batteries start to lose their capacity, and that they will not hold the charge. This may be remedied by renewing the solution, as follows: Take the whole cell (or tray, if not too heavy) and shake it vigorously, with the old solution inside, and vent cap closed. This should continue for at least five minutes, and more, if possible. Now open the cap, and while the solution is still stirred up, quickly invert the cell, and allow the old solution to run out into a sink, being careful to continue the shaking until the solution is all out of the battery. If the cell is filled with new solution, and charged, it will be found to be as good as new, and it will continue to serve faithfully until about two years more, when the same process should be repeated.

The Edison cell possesses some serious disadvantages, however. It is of comparatively low voltage—1.2 volts being the normal reading on load, when fully charged, as compared to the 2.0 volts of the lead cell (2.08 to be exact). The internal resistance of the Edison cell is also rather high, which effectively prevents the use of the battery in such work as automobile starting systems, where a terrific current is drawn for a short time. A dead short circuit will not injure the battery; it will only run it down. The plates cannot "buckle," like lead ones do, and, except that the solution would probably heat up, no unusual action would be noted around a battery in this condition.

Both types of batteries should always be kept clean, and should be supplied with distilled water, when the solution falls, due to the evaporation, either thru heat or due to gassing on charge. All

leaky jars in a lead battery should be repaired, and all cans on the Edison type should be carefully greased to prevent rusting and the resultant leakage. Naked flames and lights should be kept away from batteries, as explained previously, as both types generate oxygen and hydrogen when charged. In general, but little care will be required to keep a set of cells in proper working order, but if they start to go bad—look out. Usually a bad cell, either sulphated or leaky in a lead battery, or one with exhausted solution, or a leaky can with Edison cells, will indicate that the rest are in nearly the same condition, and all should be gone over at once. Batteries will give excellent service, no matter what type, provided they are given half a chance, and usually their failure can be traced directly to abuse or neglect, which will ruin anything.

THE OSCILLATOR

Published By

The Radio Engineering Society
of Pittsburgh, Inc.

Ten Cents Per Copy
One Dollar Per Year

Address

Business Manager

5590 Pocusset St. Squirrel Hill
Pittsburgh, Pa.

\$15

(In Canada \$18)
F.O.B. Niagara Falls



Type DXA—305

Mahogany Finish Case

Equip Your Radio Telephone

with the new

USL "A" Battery

6 volts, 60 ampere hours—mahogany finish—non-leakable post bushings. Designed especially for Radio Telephone service so as to retain charge on open circuit and to give long life. Plates built to U. S. Government specifications. A quality product in every detail, backed by 21 years' experience gained in making over two million storage batteries.

Purchase your U S L Radio Telephone "A" Battery from any of 4600 U S L Service Stations and Dealers. If no representative in your town, we will ship by express on receipt of draft or money order for \$15.00.

U. S. Light & Heat Corporation
Niagara Falls, New York.

U. S. Light & Heat Limited
Niagara Falls, Canada.

Bradleystat

REGISTERED U. S. PAT. OFF.

PERFECT FILAMENT CONTROL



The
Perfect Filament
Rheostat

Absolutely Stepless Current Control

The BRADLEYSTAT consists of two small columns of graphite discs enclosed in a porcelain container. The resistance varies with the pressure applied to these discs by the adjusting knob and screw. There are no steps or jumps in the resistance. You can get just EXACTLY what you want! No coils—No contact sliders—No delicate parts. An internal switch opens the battery circuit when the Bradleystat pressure screw is released.

PRICE \$1.85

For use with any ¼ or 1 ampere receiving tubes or with 5-watt power tubes.

If your dealer hasn't a Bradleystat and will not get it for you, send us \$1.85, PLUS 10 CENTS for postage, and we will mail you one.

DEALERS ACT QUICK

Allen-Bradley Co.

288 Greenfield Ave., Milwaukee, Wis.

MANUFACTURERS OF GRAPHITE COMPRESSION RHEOSTATS
FOR TWENTY YEARS

The PARL 45

The Most Conveniently TAPPED B

16½ volts—For many detector tubes with the A battery potentiometer for fine adjustment. This is fine for many Mooreheads and Radiotrons.

22½ volts—The majority of Cunningham and Radiotron tubes and not a few A-P tubes, the detectors, work best at this tap.

27 volts—For a very few of any make of detector tubes when used as a detector. For most detector tubes when used to obtain the acme in amplification.

The remaining taps are for careful adjustment of your amplifier for maximum sensitivity. Also, by tapping from the 22½ volt tap for negative detector terminal, single cell variation can be obtained, at the 45 v. end for a detector tube. This battery can be made to serve a multitude of purposes.

PRICE \$4.50 Plain, Untapped \$4.00

PORT ARTHUR RADIO LABORATORY
PORT ARTHUR, TEXAS

BESIDES—

The excellent PARL B batteries we carry a line of superior receivers.

The Paragon RA10

The premier receiving set on the market today. Made by an experienced firm and designed by a leading radio engineer—Paul F. Godley.

\$69.50


The Federal Jr. Concert Receiver

A complete set designed for the reception of music and speech especially. It needs only to be connected to your aerial to respond.

\$25.00

Tell them that you saw it in RADIO

Radio Frequency Amplifier



Two Type 5000 Transformers in Tandem for 2 stage control
Pat. Applied For

There is nothing that opens up a wider field on the receiving end for the amateur and experimenter, than radio frequency amplification.

After an extensive investigation of the various types of tube couplings possible for radio frequency amplification, we have developed the above units (two are shown) with a view to giving maximum efficiency and greatest ease of control, at a reasonable price.

Tuning each stage is not necessary. Only one adjustment necessary to cover fairly wide bands of wave-lengths with several stages.

Transformers for several stages can be mounted in tandem with single control which greatly simplifies the manipulation of the set.

Remember that radio frequency amplification will increase the range, the selectivity and the satisfaction you can get from your receiver. A loop antenna will be far more effective with radio frequency amplification.

These units will cover wave-lengths from 180 to 750 meters.

TYPE 5000 RADIO FREQUENCY AMPLIFYING TRANSFORMERS,
PRICE \$5.50

For Single Stage (without Knob and Pointer)

COTO-COIL CO. 87 WILLARD AVE.,
PROVIDENCE, R. I.

AMATEURS!

Have you seen the latest publication, devoted exclusively to Citizen Radio?

THE MODULATOR

fills a long felt want. It contains real C.W. data and plenty of "hammy" news and fun. THE MODULATOR is unique in that it is the only magazine "Written for Amateurs by Amateurs".
Get aboard NOW, fellows, while the subscription rate is low. \$1.00 per year, 10 cents per copy.

THE MODULATOR PUBLISHING COMPANY


140 Pearl Street New York City

SOMETHING NEW

Made to Please You and Priced to Please
Your Pocketbook

By departing from conventional design in audion sockets we have combined the advantages of all, the disadvantages of none and a price lower than any. Think of it—a sturdy, easily mounted socket that is heat proof, has bakelite-dielecto insulation, handy binding posts, etc., all for 75c.

And here's a smooth running rheostat that takes panel space 2 inches in diameter, needs one hole to mount, has six ohm resistance, all off and all on positions and a brass panel bushing. Priced at 90c.



Type 122 Rheostat
Price 90c Postpaid



Type 126, Tube Socket
Price 75c Postpaid

THE WILCOX LABORATORIES

LANSING, DEPT. J., MICHIGAN

Tell them that you saw it in RADIO

A RADIO PRIMER

Continued from page 20

Communication can be carried on between an aeroplane in flight and a submerged submarine. The aerial on the latter may consist of a loop aerial securely fastened on the outside of the ship and insulated or a small coil of wire placed in a compartment on the deck and insulated both from the ship and the water.

It was said that ether waves are subject to absorption and to reflection previously. Both of these effects depend more or less on the wavelength. These waves are both reflected and absorbed by the salt water, but they are able to penetrate to a sufficient depth so that the aerial of a submerged submarine can pick them up. However, the submarine must necessarily use a very short wavelength in transmitting, and inasmuch as the sending aerial is completely surrounded by an absorbing medium, the salt water, only a small part of the radiated energy goes above the surface of the water. The receiving range is therefore much greater than the transmitting range. The shell of the submarine is used as a ground.

One mistake often made is to place the horizontal wires of an aerial too near together. If two wires are placed several inches apart the capacity of the two is not much greater than one alone, but if the distance between them is several feet the capacity is then equal to the sum of two. A good distance between wires is three feet.


You may be asked to suggest a suitable aerial for receiving radio music. The wavelength is usually about 360 meters; the tentative recommendations of the Washington Radio Conference allot 310 to 435 meters for radiophone broadcasting. A single wire inverted "L" outdoor aerial from 100 to 150 feet long will do, insulated at both ends, using water pipe for ground. The higher the aerial the better. The writer would suggest two such wires, spaced about six feet apart, joined at the farther end and the free ends brought into the house through a tube.

An indoor aerial can be used, but it will necessitate the use of amplifiers to bring the signals in at good strength. An insulated wire behind the picture molding will serve.

Insulated wire may be used outside, but stranded, bare wire is better.

The Radio Conference will reconvene at Washington about May 1 to consider suggestions from private and government broadcasting interests who believe that changes should be made in the preliminary recommendations on radio telephony. There is a possibility of change in the proposed allocations of bands.

Immediate Delivery on Quality Condensers!



Cut three-fourths
actual size

THE NORTHRAD VARIABLE

Plates of polished half-hard aluminum; end pieces of milled Bakelite sheet. Soldered pig-tail connection to movable plates—no wiping contacts. Navy type knob with polished nickled pointer. Curved entering edges minimize hand capacity effects. Dielectric losses negligible.

23-Plate, .0005 Microfarads \$3.60 43-Plate, .001 Microfarads \$5.25
ADD POSTAGE ONE POUND

THE HOME OF KFC

NORTHERN RADIO & ELECTRIC CO

Operating Post-Intelligencer Radio Broadcast. **606 Pine St.** *Phone Elliott 2512*
SEATTLE, WASH.

Tell them that you saw it in RADIO

MURDOCK No. 56 RADIO RECEIVER



2000 Ohm Double Set

\$5.00

3000 Ohm Double Set

\$6.00

Reliable Service

Unequaled Values

Guaranteed to Satisfy

Sold on 14 Days' Trial—Money Back if not Satisfied

Wm. J. Murdock Co.

BUY MURDOCK APPARATUS
FROM YOUR DEALER

PACIFIC SALES OFFICE

509 Mission St.

San Francisco, Cal.

"INSULATE"

(Moulded Composition)

Also

"HI-HEET"

Insulations



100 Different Style Knobs, Binding Posts, etc., in Stock for Immediate Shipment

To Order
Specials
of Any Article

Inset on "INSULATE" When
Ordering Through Your
Local Dealer



GENERAL INSULATE CO.

1111 Atlantic Ave.

Brooklyn, N. Y.

CONSTRUCTION OF 100 WATT TRANSMITTER

Continued from page 14

drilling a $\frac{3}{4}$ in. hole at the top and bottom of each slot and sawing out the material between them with a coarse hacksaw blade. The edges are rounded with a half-round file and smoothed by pulling emery cloth back and forth through the slot. The holes for the meters can be roughed out by drilling holes around the rim, the rough hole being finished with a half-round file.

The base is a piece of hardwood, preferably mahogany or walnut, although gum finishes up well. The edges are beveled and the top and edges sanded. A good dark mahogany wood dye should be applied with a cloth and rubbed until quite dry. Three coats of white shellac with light sanding between each coat are next applied. When quite dry and hard the shellac should be rubbed dull with pumice and gasoline, using a stiff brush such as a nail brush. This treatment should be followed by a brisk rubbing with the palm of the hand to remove all vestige of pumice. A flow coat of a good spar or furniture varnish will result in a high gloss that will not scratch easily.

The side brackets should be bent as illustrated, the bottom serving to strengthen the board and prevent it from warping. They can be easily formed as follows: On a piece of steel $26\frac{1}{2}$ in. long a file or center punch mark is made 3 in. from one end and another $9\frac{1}{2}$ in. from the opposite end. The steel is then heated to redness in the region of the mark and cooled by dipping in water for a space of $\frac{1}{4}$ in. on each side of the mark and bending to a chalk line laid out from the drawing.

The panel should now be screwed to the base and squared up. The brackets should be formed to fit both the panel and the base and the holes marked through the holes previously drilled in the panel. This insures perfect alignment so that, in the next operation, the brackets may be screwed into place.

The rheostat should be mounted next, with a piece of blotting paper between it and the panel to prevent cracking the base when it is fastened in place.

The tube sockets are mounted on bakelite rings so that additional working space is provided for the passage of wires, etc. Blotting paper is placed between the bakelite ring and the socket to prevent breakage as in the case of the rheostat. The sockets are placed so that the grid connection is nearest to the panel, the filament connections are parallel with the panel, and the plate connections are nearest the bridge.

The bridge is next assembled and screwed into place with the shorter fiber tubes as spacers, No. 6 wood screws 2 in. long being used.

The meters should come next, the antenna meter being on the left, $8/32$ round head nickel screws and hex. nuts being used. The screens are fastened on by means of escutcheon pins driven tightly into drilled holes.

The inductance is spaced from the panel by fiber tubing and screwed into place, the top level with the top of the panel, No. 8 wood screws, 3 in. long being used. In order to make wiring simpler the top clip and its mounting are placed, as indicated in the drawing, on the other side of the inductance near the center.

The set is now ready for wiring. The high frequency leads are of $1/16$ by $1/2$ in. copper strip. These connect the radiation ammeter with the antenna binding post at the upper left hand corner of the panel, as well as the radiation meter with the top of the inductance. The remaining high frequency lead connects the bottom tap of the inductance with the ground binding post in the lower left hand corner of the panel. The remainder of the wiring is No. 12 hard-drawn copper wire through varnished cambric sleeving. The leads should be neatly formed to connect the various elements of the circuit by the most direct path. This is best accomplished by studying the wiring diagram, Fig. 1.

Tell them that you saw it in RADIO

If these simple directions, as well as the data contained in the drawing, are followed the resulting apparatus cannot be other than a source of real satisfaction to the constructor.

SPECIFICATIONS AND COSTS

1 R.C. U.P. 1016 transformer	\$38.50
1 R.C. P.T. 537 rheostat	10.00
2 R.C. U.R. 541 tube sockets	5.00
2 R.C. U.V. 203 tubes	60.00
2 R.C. U.C. 1806 condensers	14.00
1 key	2.50
1 0-10 radiation ammeter—Jewell 64	12.40
1 0-15 a.c. voltmeter—Jewell 74	8.00
1 R.C. UL 1008 oscillation transformer	11.00
2 D.L. 350 radio frequency chokes	2.80
1 bakelite panel 3/16x16x1/2	10.50
1 bakelite bridge 3/16x3/8x1/4	.90
2 bakelite disc. 2 3/8" dia., 3/16" thick	.30
2 bakelite disc. 3 3/8" dia., 3/16" thick	.50
16" fiber tubing 3/8" diameter	.75
1 brass screen 1/2" mesh, 4"x6"	.50
1 brass or copper 1/16"x1/4"x20"	.30
8 heavy binding posts	2.00
20 ft. hard-drawn copper wire No. 12	.20
20 ft. cambric tubing for No. 12 wire	3.00
12 screws, machine, flat head 10-32x1 1/2	.24
6 10-32x3/4	.12
6 screws rd. head nickel, 6-32x3/4	.18
Screws, rd. head brass—	
6 8-32x3/4	.12
6 8-32x3/4	.12
Nuts, hex. brass—	
18 10-32	.18
12 8-32	.12
6 6-32	.06
Washers, brass—	
24 10-32	.10
12 8-32	.05
Wood screws, flat head iron—	
6 No. 8x3"	.05
6 No. 6x2"	.05
6 No. 6x1 1/2"	.05
6 ft. cold rolled steel 3/16x3/4"	.60
1 base, mahogany or walnut, 3/4"x12x16 1/2"	1.25
Paint, varnish, sand paper, nickeling, etc.	1.50
Cost of all material at retail prices	\$187.94

Royalties on radio music are being demanded by music producers, it is announced by William Rossiter, music publisher. Negotiations for collection of a tax from all radio-sending stations have been started with the Westinghouse Electric Company in New Jersey by the American Association of Authors, Composers and Publishers, he said. Tremendous inroads on the sales of phonograph records and sheet music have already been made, declared Mr. Rossiter. "If the present movement is carried to its logical conclusion," he asserted, "it will wipe out the phonograph and music publishing business." People figure, he explained, that by spending \$15 or \$20 putting in a radio receiving set they can avoid buying expensive phonographs and constantly buying new records. The demand for royalties on radio reproduction, he said, is in line with the tax that has been collected for years by the association from theaters, dance halls, cabarets and other places where music is reproduced for profit. The royalties collected are divided three times a year, said Mr. Rossiter, and through the publishing house, the author, the composer and the artist all receive their shares.

Church chime music by wireless is the new diversion of those owning radio receiving sets within a fifty-mile radius of Rochester, N. Y. A transmitting station installed by the Lake Avenue Baptist Church sends out the music from the Deagan electrically operated chimes in the church tower. This suggestion will undoubtedly be followed by other broadcasting stations situated near chimes which are operated at regular periods. This form of music appears to be well adapted to broadcasting as it is greatly enjoyed by the listeners-in. One enterprising circus management is reported to be seeking an opportunity to broadcast the sounds of the steam calliope!

ANNOUNCEMENT

ON AND AFTER MAY 1, 1922

The Radio Electric Company

WILL BE LOCATED AT ITS

NEW FIVE-STORY BUILDING


1427-29 LIBERTY AVENUE
PITTSBURGH, PA.

MANUFACTURING AND WHOLESALE BUSINESS WILL BE CARRIED ON EXCLUSIVELY AT THIS LOCATION ATTENDED BY THE SAME EXPERT RADIO SERVICE YOU HAVE ENJOYED IN THE PAST

All Retail Sales
WILL BE HANDLED AT

THE RADIO ELECTRIC CO.

3807 FIFTH AVE. PITTSBURGH, PA.



DON'T LET

Dissatisfaction and Lost Radio Business Remind You Next Month to place Your Orders with RAY-DI-CO

DO IT NOW!

RAY-DI-CO ORGANIZATION!
1547 C North Wells St., Chicago, Ill.
Send me prices and information on the following Radio Apparatus:

Name _____
Address _____

Tell them that you saw it in RADIO

Radio Frequency Transformers

The R. T.—1 Transformer Works on All Standard Makes of Tubes

For Amateur and
Broadcasting
Range 175-500



Type RT-1,
Price \$6.00

Mr. Amateur: Hook up a radio transformer ahead of your detector and get acquainted with stations you have not heard before.

The Type RT—1

Transformer of special R. F. iron core construction. (Patent pending.)
Transformer having complete shielding.
Transformer covering the amateur wave-length efficiently.
Transformer giving maximum amplification per stage.
Transformer designed by former Government radio engineers
Commercial and special range R. F. transformers supplied

Radio Service Laboratories Asbury Park, New Jersey
INC.

10c. Charges Your Storage Batteries AT HOME WITH AN F-F Booster



So You will never have to give up in disgust when working a distant station. Is it not gratifying to feel Your Filament Battery will always be ready when needed? You know what it's like to have friends call to Listen In & then find your battery dead. The F-F Battery Booster is a rugged Charging Apparatus, un-failing in its ability to deliver service day and night; requiring no skill to operate; charges automatically and operates unattended. Screw Plug in lamp socket. Snap OLIPS on Battery Terminals and watch the gravity come up. AMMETER shows amount of current flowing. Everything Complete in Compact Self-Contained CHARGING UNIT. F-F BATTERY BOOSTERS are Automatic FULL WAVE MAGNETIC RECTIFIERS with Infusible Carbon Electrodes, for 105-125 Volt 60 Cycle A. C. These Types Last a Lifetime. PRE-WAR PRICES: Type 6 Charges A. 6 Volt Battery at 6 Amperes \$15.00 Type 12 Charges 12 volt Battery at 6 Amperes \$15.00 Type B Charges 2 to 100 Volt Radio B Batteries \$15.00 Type A-B Charges Both A-B Batteries \$20.00 Type 1612 Charges 12 Volt Batteries at 7 Amperes.....\$24 Type 166 Charges 6 Volt Batteries at 12 Amperes.....\$24 Charging Service Type 1626 Combination Type Charges both 6 and 12 Volt Batteries at 12 and 7 Amperes.....\$3

The Larger Types are recommended for large batteries, or where time is limited. Shipping Weights Complete With Ammeter & Clips 12 to 15 lbs. Send check for Prompt Express Shipment. If via Parcel Post have remittance include Postage & Insurance charges, or order us to ship Type desired C.O.D. Order Now, or Write Immediately for FREE Descriptive BOOSTER & ROTARY Bulletins 88 & 88A. FRANCE MFG. CO. General Offices and Works: CLEVELAND, OHIO, U. S. A. Canadian Rep.: Battery Service & Sales Co., Hamilton, Ontario, Can.

Do You Want

REAL SERVICE?

Let us have your order, learn what REAL SERVICE means. Shipments made within 24 hours.

SEND FOR YOUR COPY OF
CATALOGUE No. 22

THE SERVICE RADIO EQUIPMENT COMPANY

DESIGNERS — MANUFACTURERS — DISTRIBUTORS
225 Superior Street Toledo, Ohio

Tell them that you saw it in RADIO

A PHONEY FREEZE-OUT

Continued from page 19

"I tell ya, we're done fer," wails Hell-Fire, as we watch the K-V-I phone go in. "Anybody can see this rig is gonna work! They're usin' our big four-hundred foot aerials, an' our old eighteen-hundred meter wave. An' when I look at them rows of evacuated glass cannons, I can see it ain't for nothin' that th' aerial-ammeter is calibrated to read to thirty amperes! They're gonna slam th' needle right up onto th' end of th' scale!" "Yes," I agrees, thoughtful-like. "Yes, I s'pose they will."

"Then whadda' ya sittin' around here lookin' so d—d peaceful fer!" howls Hell-Fire. "Why don't ya git excited or somethin'! Don't ya think these rigs are gonna work! Don't ya know th' tube hounds in th' States are puttin' across weddin' invitations an' home-brew recipes from Catalina t' Chicago on twenty watts—an' here's a thousand watts to upholster th' vocal disturbances 'a th' fish-barons across just three-hundred miles—of water! Th' farthest cannery up th' peninsula ain't more'n five-hundred miles from N-P-Q. I tell ya, these things are gonna come in like a stewed six-foot Oregon lumber-jack war-hoopin' in your ear with a megaphone as big as a road-culvert!"

"Well, it's no use ravin' that way about it," I yawns. "Let's get Old Judge an' have a little game."

THE testing of the phone set at K-V-I was a grand success. Working on hardly half-power, it carried strong across the three-hundred-mile stretch to N-P-Q. After showin' the Brainless Swede how to run it, Mr. Aloysius Bean leaves him an instruction-book, an' then goes on to put in the next phone over at K-O-X-N, Hell-Fire's hang-out.

When Old Judge officially gets th' can at K-V-I, he is pretty glum.

"I know I'll never get back there again," he announces, mournful-like. "Th' phone company are takin' out all th' spark outfits as part payment on th' tube sets. An' th' phone is workin'. Th' Brainless Swede gets th' N-P-Q radio-phone on a regular daily schedule; an' after he clears his business, th' navy fella reports back th' message charges, which th' Swede puts down on his abstract sheet. Nothin' to it!"

I sends word to all the brasspounders along the line to come down to Unga when they get fired, an' they soon begin driftin' in pretty steady. Old Judge, who is th' town postmaster an' everything else, has a fairly good-sized shack, of which we summarily proceed to take possession. We make a barracks out of his combined court an' post-office room, a mess-hall out of his kitchen, an' a loungin'-room out of his private smoke-den. Old Judge has a nifty ham set, a big vic-

RADIO MANUFACTURERS

Attention! For Efficiency

SHAW
Moulded Insulation
PRODUCTS

Moulded insulation to fit your every need Exactly. For we manufacture it according to *your own* specifications and moulds. That's the SHAW way. Try it—"for efficiency." We neither retail nor wholesale. We manufacture only. Submit your specifications for a SHAW estimate.

SHAW INSULATOR COMPANY

Henry M. Shaw, President Frank H. Shaw, Vice President and Gen'l. Manager.

638 MISSION STREET, SAN FRANCISCO

5 KIRK PLACE, NEWARK, NEW JERSEY

RHAMSTINE★

Adapt-O-Phone



Patent Applied For

There is a difference between the Rhamstine* Adapt-O-Phone and the ordinary loud-speaking devices. It is a difference developed by the Rhamstine* Shops following the exclusive Rhamstine* Design.

Your own matched receivers are used, the sounds being clearly and correctly amplified in the Adapt-O-Phone; it is attractively finished and stands 20 inches high.

Price without receivers
\$12.00

Add 25c for postage and packing; west of Rocky Mts., 40c

Send for complete circulars showing other Rhamstine* Products—Plugs and Jacks, Amplifying Transformers, VT Sockets, VT Batteries, etc.

Manufactured by

J. THOS. RHAMSTINE★

2152 E. Larned Street

Detroit, Michigan

★ Maker of Radio Products

Tell them that you saw it in RADIO

Phone Kearny 2778

PACIFIC RADIO SCHOOL

ARC & SPARK SYSTEMS

Hours:

1 to 5 P. M.

7 to 9 P. M.

433 Call Bldg.,

San Francisco, Cal.

Send for descriptive circular.

You Are Invited to Visit

San Francisco's Finest Electrical, Phonograph and Radio Store
Sonora Phonographs

Featuring
Colin B. Kennedy
& Westinghouse
Apparatus

Complete Stock
of Parts

Dealers:

Write for our
proposition

H. E. Newbery Electric Company
359 Sutter Street, San Francisco Phone Sutter 6361



BALDWIN
Loud Speaker
As illustrated—without plug
\$12.00

MAIL
ORDERS



—RADIO INSTITUTE— OF AMERICA

Conducted by the greatest and most experienced radio telegraph organization in the world.

Thorough training given in radio operating, traffic, and in damped and undamped systems.

Tuition ten dollars a month for either the day or evening sessions or both combined.

Prospectus mailed on request

RADIO CORPORATION OF AMERICA

Phone Douglas 3030

331 New Call Bldg., San Francisco

Try REYNOLDS RADIO Service from DENVER

(Old)

"9ZAF"

(New)

"KLZ"

Federal Jr. Receiving Set.....	\$25.00
No. 14 Stranded Aerial Wire, 100 ft.....	1.00
No. 14 Stranded Aerial Wire, 150 ft.....	1.50
No. 14 Solid Aerial Wire, 100 ft.....	.75
No. 14 Solid Aerial Wire, 150 ft.....	1.10
Hopewell Insulators—All Sizes.....	

BOOKS

Experimental Wireless Stations—Edelman.....	\$3.00
Wireless Telegraphy & Telephony—A. P. Morgan.....	1.50
Radio Hookups—M. B. Sleeper.....	.75
Design Data—M. B. Sleeper.....	.75
Design of Modern Radio Sets—M. B. Sleeper.....	.75
Acme 200 Watt CW Transformers.....	20.00
Clapp-Eastham Filament Transformers.....	12.50

Include postage with all orders.

MAGNET WIRE

Spool	Size	SCC	SSC
4 oz.	20	\$0.45	\$0.50
4 oz.	22	.50	.55
4 oz.	24	.50	.65
4 oz.	26	.55	.70
8 oz.	20	.65	.80
8 oz.	22	.75	.90
8 oz.	24	.80	1.00
8 oz.	26	.85	1.15
12 oz.	20	.90	1.10
12 oz.	22	1.00	1.25
12 oz.	24	1.10	1.40
12 oz.	26	1.25	1.65

Complete Line Jewell Meters

REYNOLDS RADIO CO., Inc. 613 19th Street
Distributors DENVER, COLO.

Distributors

Tell them that you saw it in RADIO

trola, an' a lot of high-class records, all of which we put into use.

We had a nice time. Music an' song, a blindin' fog of tobacco-smoke, poker-chips, nightly rough-house initiations into a Skull-Bones Lodge, an' dances in th' Unga dance-hall. Everybody chips into a general chow fund, Old Judge an' some of th' other culinary gooneys do th' cookin', an' nobody washed th' dishes. We enjoys knotted sleepin'-blankets, shoes nailed to th' floor, sleep-walkers, an' a spark-coil shockin' rig on all th' door-knobs. In three weeks, th' joint looks like a Chink lodgin'-house struck by a typhoon.

We keep a listenin' watch on Old Judge's ham set; an' long before all the phones are installed, th' bunch begins to see the idea of stickin' around. One or two phones went fine, but when fifteen or twenty of 'em gets on the air, an' more comin' all the time, trouble begins. The boss of the King-Salmon company overhears some Alaskan Fisheries' private dope about a band of natives comin' down from Nome to fish; an' the King-Salmon outfit rush boats out an' beat the other people to 'em. Then the Pacific-American crowd spot a big run 'a fish at Herendeen; but the Great Northern gang, gettin' wind of it by eavesdropping on the phone, sneaks down an' cleans up all th' fish. A few days later some personal stuff trickles into th' receivers of a fishhound who is bein' slandered, an' there is a fight; then some feministic scandal leaks out which causes a shootin' scrap.

Pretty soon th' whole outfit blossoms out with a bunch of secret codes. And then *real* trouble starts. Puttin' coded stuff over telegraph is bad enough—but over a phone. Try it!

While th' gob at N-P-Q was takin' straight stuff from a few phones, he got along fine, but now with twenty-eight on his over-worked neck an' everything comin' in code, he begins to get pretty savage. Listenin' in on Old Judge's set one mornin', when the Brainless Swede is tryin' to get off his business, we hears th' first powwow.

"Squeeche, throwback, Kinooschi, wio-lence, vaffle—you bane hear, yes?"

"Hear what!" snarls th' gob. "A tongue-twisted Hungarian peddlin' oysters, or a moon-struck Eskimo sobbin' a funeral dirge! Is it squeejee, throwback—how do ya spell that third one?"

"K-o-n-i-u-j-i. Das Koniujji Island."

"Koniujji, violence, waffle?"

"Yus. Pulverized, spoonfish, floosk."

Before the gob has time to digest this, another fish-magnet up Naknek way comes slammin' on th' air.

"Say, there, are you going to spend the rest of the month on that cursed message?" he fumes. "I can't stay here this way with the river full of salmon—my time is money!"

"Well, ya just gott'a wait, mister sal-

mon-snatcher!" barks th' gob, hostile-like. "There's eight watin' their turns yet before you. Ya better get a bookkeeper to th' phone if you're so doggone busy. Now, Unga, go ahead, pulverized, spawnfish, flush."

"Listen here, I don't want any of your lip, you navy fellow," snaps th' Naknek cannery-king, before the Brainless Swede can get back in. "The bookkeepers are working fourteen hours a day now—we've got nobody to sit here all day with this thing!"

"Ach, dunnerwetter!" rumbles th' thick, mushy note of old Rudolph Krugscaller, th' codfish-kaiser at Hell-Fire's hang-out. "Blease, mister Nicknack und shut up! Did you think you iss der only one standing all der time here mit pizness fizzling by der finkers, yes! It's for fishink I'm also, und chabbering all day, not!"

"I can't stay here with you guys any more now," busts in th' gob. "It's time fer my arc schedule with Cordova. See you all at eight tonight—g'bye."

About a dozen phones come yellin' on the air at the same time, but it was no use. The gob was gone.

"I've had enough of this, dammit!" boils th' Naknek salmon-packer. "Hello, Unga, are you still there?"

"Yus—and Ay skall vait hyar even it bane vun veek, by golly!"

"I understand the operators are all down there at Unga—please tell our man we'd like him to come back up here—right away!"

"HURRAH!" whoops Fatty Gibbs, th' Naknek brasspounder, who is listenin' in with me—an' he makes a dive for his suit-case.

"You needn't be in such a rush to submerge your safety-razor under your other shirt, Fat," I advises him. "You're gonna be here with us a good while yet."

"How so!" demands Fat, a big striped necktie in one fist an' a pink undershirt in th' other—like a decorated balloon. "They said fer me to come back, didn't they?"

"Yes, sure, but you're not goin'—not right away. You've got to wait fer th' rest of th' bunch."


That night Fat tries to make a get-away, but he stumbles over a wash-tub full a' dirty dishes an' goes down with a crash that brings th' whole gang flyin' out 'a their blankets to see if it's 'a earthquake. Capturin' Fat, we confiscates his striped yellow tie an' lock it up in Old Judge's safe, which we know will keep him with us till we're ready for him to go.

In another two weeks, about half the cannery outfits have sent word they want their ether-jammers to come back.

"You gotta wait!" I declares to th' bunch, when some of 'em begin to get anxious to go. "If half you brasspound-

—you can't buy a better receiving set anywhere AT ANY PRICE

\$40.00



Licensed under Armstrong U. S. Patent 1113149.

SPECIFICATIONS

- Clapp-Eastham Type H. R. Regenerative Receiver
- Panel—Formica, handsomely finished.
- Cabinet—Solid Mahogany.
- Condenser—Balanced type, 2 Rotary, 3 Stationary plates. Built on Vernier.
- Dials—Indestructible metal. White figures on black ground.
- Antenna Inductance—Wound in Formica Tube.
- Plate Inductance—Wound on molded ball.
- Binding Posts—Black Rubber Covered.
- Switch—Fan Blade.
- Rheostat—C. E. Type H 400.
- Circuit—Single circuit regenerative. Licensed under Armstrong U. S. Patent No. 1113149.
- "B" Battery—Contained in compartment inside cabinet or external as desired.

QUALITY—and at a reasonable price—is the appeal that the Clapp-Eastham Type H. R. Regenerative Receiver makes to men who know wireless equipment. The specifications and the Clapp-Eastham reputation tell them the story. To the novice, the appearance of the set, the clear, sharp tones, its wide range, and the perfect regeneration on all wave-lengths between 180 and 825 meters, is convincing evidence. The quality in the solid mahogany Cabinet is reflected all throughout the set. Ask your dealer to show it to you. If he's temporarily out—and he may be, because the demand has been phenomenal—write us. Send 6c in stamps for the C-E Radio Catalog. If you're at all interested in wireless you ought to have it.

CLAPP-EASTHAM COMPANY
RADIO ENGINEERS
140 Main St., Cambridge, Mass.

Short Wave Regenerative Sets

ready for delivery, employing a well known single tuned circuit, simplest to operate, minimum of controls, Detector and Tuner complete, mounted in Handsome Mahogany Cabinet, \$70.00
Also Colin B. Kennedy Company, and Magnavox complete lines.

Dealers' Propositions

Send 12c for New Catalog. Deduct from first order

Hobrecht's

1014 6th

Operating "KVQ"

Sacramento, Calif.

Tell them that you saw it in RADIO

GOULD THE LIGHT MAN OF STOCKTON, CALIF.

Portable Wireless Music Receiving Outfits

For Auto, Camping Trips or Home Use

Radio will put life in your camping trips.
Order Now. Deliveries about May 10th.

Music, singing, news, weather reports, sermons, etc., broadcasted 10 A. M. to 9 P. M. from 20 stations in California.

Detector, 2 stage amplifier and 90 volt "B" Battery.....\$125.00

A cover with handle to carry set, furnished free.

Write Today—Radio Dept.—Music Schedules Free.

GOULD, The Light Man

Radio Phone Station KJQ

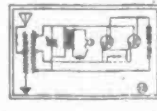
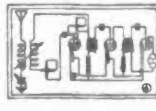
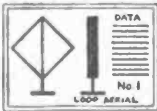
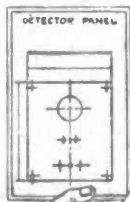
615 E. Main Street

Stockton, Calif.

RADIO SUCCESS IS ASSURED BY CAREFUL PLANNING

Plan Bureau Blue Prints

Are especially prepared to serve the amateur or commercial man-expert or novice. Genuine goodness and low prices have made them extremely popular. We receive letters of commendation almost every day. OUR METHOD IS TO GIVE YOU CLEAR AND CONCISE BLUE PRINTS FOR USING STANDARD PARTS AND MATERIALS THUS ENABLING YOU TO BUILD CHEAPLY AND QUICKLY. WE DO NOT SELL PARTS.



Three different aeri-
Short wave tuner.
Long wave tuner.
Detector unit. (VT)

Complete set of re-
ceiver plans. Just
cut. Details and
shows you exactly
how to make the fol-
lowing:
One stage amplifier.
Two stage amplifier.
Three stage amplifier.
Loud speaker.

Proven VT hook-ups
for receiving. 12
separate blue prints
for 50c.

Proven VT hook-ups
for phone transmis-
sion. 12 separate
blue prints for 50c.

Several cabinets. Several hook-ups.
18 blue prints in all giving every
detail needed. Right up to date.
Price \$2.00 postpaid.

THE PLAN BUREAU

1929 McCausland Ave.
ST. LOUIS, MO.

Q. S. A. COILS

what sizes do you need?

Send us your ORDERS. You pay the
Postman when goods arrive next day.
Immediate shipments.

THE CROSLY FOUR- PRONG V-T SOCKET

One piece of porcelain, the same as used in vacu-
um tubes for insulating the four prongs, given
free with each Cunningham C-300 at
\$5.00; or C-301 at \$4.50. Add 25c for mailing

CALIFORNIA RADIO LABORATORY
P. O. Box 463 - Hanford, Calif.

Immediate Delivery

on all standard makes of Radio Apparatus.
No matter what instrument you desire,
send us your order for quick shipment.
Chicago Amateurs: Come and inspect our
new apparatus. Open all day Saturday.

Chicago Radio Apparatus Co.
Inc.

415 South Dearborn St. Chicago, Ill.
New Ground Floor Salesroom

Tell them that you saw it in RADIO

ers go back on th' job now, it'll clear th' air enough so th' rest of th' fish-barons will get their business through. Let 'em yell an' rave till they all give up. United we stand, divided we don't eat!"

THE salmon-packers find out that runnin' a big radiophone is more than pushin' a button. A gale takes down an aerial; an' when it is put up again, the set is out of tune an' out of the game for two weeks till Mr. Aloysius Bean can get to it; another interference-smasher ran up his filament current an' burnt out his tubes; one lost his instruction-book an' forgot how to start up; another, foolin' around with the current on, got his hand on the 2500-volt plate-circuit, an' went to th' cannery hospital. When he gets out, he sends Mr. Aloysius Bean to the same place for not tellin' him th' thing was dangerous.

Things on the air got snarled up worse every day. Schedules shot to pieces; two dozen fightin'-mad fish-hounds chewin' th' corners off their desks; an' th' gob at N-P-Q on th' point of hydrophobia.

At last th' whole crowd give it up as a bad job—all but old Krugscaller an' the Brainless Swede. These two keep hangin' on, day after day, and as all the other fish-magnets are howlin' for the key-punchers to come back, I decides it's necessary to do somethin'.

Happenin' to know that the marshal has a confiscated stock of Canadian real-stuff, he pulls off a sham-battle in th' dance-hall one night an' gets him away from his shack long enough to break in an' grab a case—or two. The Naknek salmon-packer had sent his big tub-boat "Shelikoff" down to Unga with orders to bring back Fat; and I takes the case of glassware down to the skipper.

"If you go back home without Fat, you'll probably get killed, won't you?" I remarks, as a preliminary.

"I ain't goin' back without him!" yells th' tug-boat navigator, spittin' a shovelful 'a chewin'-tobacco over the lee rail. "If you'd 'a heard what th' boss said——"

"Well, here's a proposition," I cuts in. "Take this box up to th' navy operator at Pribiloff; then come back, an' we'll let Fat go with you."

"Yep, sure, you betcha I'll take it!" exclaims th' skipper, makin' a grab fer th' box. "Say, if you'd 'a heard what the boss said——"

"Handle it careful," I warns him. "It's full 'a delicate—wireless instruments."

TWO evenings later, we hears th' Brainless Swede an' old Krugscaller havin' their usual row about who is goin' to clear first.

"You ha' no business talking over

“CHELSEA”

No. 50 Amplifying Transformer

was designed for use with the present day models of vacuum tubes, and when so used produces remarkable amplification, with minimum noise. It is well adapted for table mounting or may be panel mounted in any position.

Terminals are marked for best connection. Only highest grade materials and workmanship employed. Its high efficiency together with its neat appearance and compactness, makes it a predominating feature in any radio receiving equipment.



IMMEDIATE DELIVERY

Price as shown, \$4.50

Unmounted . . \$3.75

Bulletin sent upon request.
Purchase from your dealer.
If he does not have it, send to us.

CHELSEA RADIO COMPANY
150-156 Fifth St. Chelsea, Mass.

SERVICE-TESTED RADIO EQUIPMENT

We have determined to secure a portion of the radio business on the Pacific Coast and realize that to do so we must offer some inducement to make our efforts successful. Our idea of the reasons that Western amateurs do not purchase from Eastern markets on a larger scale is that we dealers are located too far away from would-be customers. To eliminate objections arising from this handicap we have inaugurated our "SERVICE-TESTED" plan of selling equipment. Every article which we ship out will be tested thoroughly in our laboratories before it is sent to our customer. There will be no such things as tubes which do not oscillate or "B" batteries which go dead in a short time for the simple reason that any of these articles will be exhaustively tested in ACTUAL SERVICE before the purchaser receives it.

Secondly we will pay all postage charges on orders exceeding \$5.00. This will make our equipment even cheaper than it can be bought on the coast where prices are often higher than listed by the manufacturer. It is needless to mention that our prices are strictly list as can be seen by the following list:

Radio Corporation Products

We are distributors and jobbers for the Radio Corporation of America and always carry a complete stock of their apparatus. We list below their complete line and in addition can supply you with the Radio Corporation C. W. instruction book at 25c per copy.

Item	VACUUM TUBES	List Price	Item	KENETRON RECTIFIERS	List Price
1	Radiotron (detector) UV-200	\$ 5.00	6	20-watt Kenotron, UV-216	\$ 7.50
2	Radiotron (amplifier) UV-201	8.50	7	150-watt Kenotron, UV-217	26.50
3	Radiotron (5-watt) UV-202	8.00	VACUUM TUBE SOCKETS		
4	Radiotron (50-watt) UV-203	36.00	8	Porcelain Socket (for UV-200, 201, 202, 216) UR-542	1.00
5	Radiotron (250-watt) UV-204	116.00	9	Porcelain Socket (for UV-203 and UV-217) UR-541	2.50
POWER TRANSFORMERS FOR C.W. SETS			10	Bakelite Socket (for UV-200, 201, 202, 216) UP-533	1.50
12	325-watt, UP-1308	25.00	11	Mountings (250-watt tube) UT-501, UT-502	2.00
13	750-watt, UP-1016	38.50	SPECIAL CONDENSERS FOR C.W. SETS		
	A—Filament heating Transformer for UV-204, UP-1633	35	Antenna Series Condenser, 7500 V., .0003, .0004, .0005 mfd., UC-1015	5.40
	B—Power Transformer for UV-204, UP-1636	36	Plate and Grid Condenser—3000 V., .002 mfd., UC-1014	2.00
C.W. ACCESSORIES			37	Special Condenser—10,000 V., .000025 mfd., UC-1803	5.00
14	Oscillation Transformer UL-1006	11.00	38	Special Condenser—.002 mfd., 6000 V., UC-1806	7.00
15	Magnetic Modulator (1/4 to 1 1/4 amp.) UT-1643	9.50	VACUUM TUBE DETECTOR ACCESSORIES		
16	Magnetic Modulator (1 1/4 to 3 1/4 amp.) UT-1357	12.00	39	Intervalve Amplifying Transformer, UV-712	7.00
17	Magnetic Modulator (3 1/4 to 5 amp.) UT-1367	17.00	40	Special "A" Battery Potentiometer, PR-536	2.00
18	Filter Reactor (160 mill amp.) UP-1626	11.50	41	Tabular Grid and Plate Condenser
19	Filter Reactor (300 mill amp.) UP-1627	15.75		.00025 mfd. UC-567	1.25
20	Plate Circuit Reactor, UP-415	5.75		.0005 mfd. UC-568	1.25
21	Filter Condenser 1/4 mfd.—750 V., UC-1631	1.35		.001 mfd. UC-569	1.50
22	Filter Condenser, 1 mfd.—750 V., UC-1632	1.85		.0025 mfd. UC-570	2.00
23	Filter Condenser, 1/4 mfd.—1750 V., UC-1634	1.50	43	Grid Leaks
24	Filter Condenser, 1 mfd.—1750 V., UC-1635	2.00	UP-509, .05 megohm	UP-518, .75 megohm	
25	Transmitter Grid Leak (5-watt tubes), 5000 ohms UP-1719	1.19	UP-510, .1	UP-519, 1.0	
26	Transmitter Grid Leak (50 and 250-watt tubes), 5000 ohms, UP-1718	1.65	UP-511, .15	UP-520, 1.25	
27	Antenna Ammeter, 0-2.5 amp., UM-530	6.00	UP-512, .20	UP-521, 1.5	
28	Antenna Ammeter, 0-5 amp., UM-533	6.75	UP-513, .25	UP-522, 1.75	
29	Sending Key UQ-309	2.00	UP-514, .30	UP-523, 2.00	
30	Microphone Transformer UP-414	7.75	UP-515, .40	UP-524, 2.50	
31	Filament Rheostat (for UV-200, 201 and 202) PR-535	3.00	UP-516, .50	UP-525, 3.00	
32	Filament Rheostat (for UV-203 and 204) PT-537	10.00	UP-517, .60	UP-526, 4.00	
33	Rotary Grid Chopper PX-1638	7.25	UP-527, 5.00	each \$0.75
34	Shaft Bushings for 1/4" or 1/2" motor shaft	.75	43	Grid Leak Mounting UX-543	55

Send 15c for our complete literature

ELECTRICAL SPECIALTY COMPANY, 48-50 South Front Street, Columbus, Ohio

Tell them that you saw it in RADIO

RADIO GALENA CUBES

Perfect and Sensitive

Direct From Mine

Sizes: Twelve and
Twenty-five cents

Discounts in quantity orders



Empire Electric Machinery Co.

401 Penn. Ave.
JOPLIN, MO.

MAKE YOUR OWN

Aware of the fact of the scarcity of radio material with which to assemble your own set, we have listed below a list of items we have in stock NOW. However, if you need something not listed, write us and if it is to be had, we have it.

BAKELITE

Insist on the genuine Grade XX Bakelite dialecto. This is the best for radio insulation. Cut to any size....\$2.25 per lb.

CABINETS

Your home-made set might be the best in the world for receiving or sending, but it won't look anything if it isn't enclosed in a nice looking cabinet. We have a stock of solid oak cabinets, fumed finish and wax polished. Sizes:

7 x 7	\$3.00
7 x 12	3.25
6 x 14	3.25
7 x 18	4.25

All cabinets are hinged top, rabbite ¼" for panel.

TUBING

Spaghetti tubing covering your wiring makes your set look 100 per cent better, besides adding to its efficiency. We have two colors, yellow and black in 2½ feet lengths at 18 cents each length. Specify whether for 14 or 18 gauge wire.

ROTORs

Good rotors are hard to get at this time, but we are fortunate. We have a lot and they are good.

3½ inch dia.....	\$0.70 ea.
4 inch dia.....	1.00 ea.

These rotors are already drilled for shaft.

Special small size "B" batteries, 22½ volts, at.....\$0.80 ea.

Best galena, double tested crystals mounted in highly polished metal. \$0.30 ea. Same as above, but unmounted... .15 ea.

Beacon lights the way for radio service

BEACON RADIO ELECTRIC COMPANY
246 Greenwich Street,
New York City

dar except Ay bane tru here first al-ready!" howls th' Swede. "Das navy gentleman ha telled you before t' kip quiet ven Ay bane talkin', by golly!"

"Ach, himmell! All night you iss hollering und it's schwearing here I'm because it's talking not English you spoke, but Swede chabber. Doesn't der operater told you already your bro-nunziation iss so sweet, like a funeral singing in Lapland, yes!"

Before the Brainless Swede can get back on this, th' gob comes on the air, gloriously hooked up to our case of—wireless instruments.

"Hic—hullo there Dushy an' Sweedie, ol' dears," he chirrup, lovin'-like. "Glad t' see th' battle 'a wind an' words is, hic—howlin' its merry way along this evenin'. I'm jesh enjoyin' a beau-shiful preshent some darlin' angelsh shent me today, an' I'm sh' happy I'm just about ready t' climb up th' wirelesh mast an' fly away t' heaven! Say, I guessh long's we're gonna be here all night t'night, we mightsh well have a little mushik—eh, Sweedie! I got shome new records hic—here, an' I'll stick th' trans—transmisher up to th' phonograph sh's we can all enjoy thesh pashin' idle hours—huh Dushy!"

Sure enough, we can hear the gob cranking' up his music-box; an' then over the air there comes a horrific squawkin' like a duet sung by a colicky mule an' a jealous tom-cat. At last th' thing clatters to a welcome end.

"Fellas, that wash 'Th' Moonshine's Hid in th' Cowshead,' shung by Frenzied Wheelbarrows an' Hollar Louder. I got dozensh more 'a thesh pretty shongs, an' if th' anglersh preshent holds out, I'm gonna play 'em all. Let th' benif-shunt harmonies be shung to all th' world, thanksh to th' two greatest modern invenshuns shience has given to man! Just a minute an' we'll have another."

"Say, nix, mister Briploff," pleads old Krugscaller, after th' happy gob has perpetrated four or five more unmusical outrages on th' agonized ether. "Moosik iss moosik, but pizness iss greenpacks, und fishing all day iss no sleepings—pesides der pooks iss not kepted today yet to be twiddle-finkering at midnight by der tellingfoam here, und der wife says to come right aways to bed in."

"Aw, wash th' use 'a bein' so hic—huffy, when we're all havin' shush a grand celebrashun, Dushy," grumbles th' gob. "Ash codfish-snailers, you an' Sweedie ol' dear are a fine pair 'a hic—hooks, but when it comes to wirelesh concerts, you don't know th' difference between Crusho's 'Vermishelli' an' a scandal in a boiler-shop. That lash shong was 'Las Tickly Crocodillas,' shrieked by Gallopin' Curses. Jush a minute an' we'll have another."

"Dumkopf!" explodes old Krugscaller. "It's finished I'm tellyfoaming by

Binding Posts, Contact Points, Switch Levers, Etc.

Quality goods only. For Manufacturers and Dealers

— Made by —

PREMIER DENTAL MFG. CO.

Get our literature

56 N. Second St., Philadelphia, Pa.

Manufacturers of

C W

Apparatus and


ONE TO SIX STAGE AMPLIFYING RECEIVING SETS

Send 10c for catalogue


The American Radio Sales & Service Co.

MANSFIELD OHIO

Tell them that you saw it in RADIO



The CAPITAL Serves Indiana, Ohio and Kentucky



Interior of Salesroom

THE Capital Radio Supply Company, located at Indianapolis, was organized by prominent business men for the purpose of supplying this territory with the finest, most dependable and efficient radio equipment made.

Among the prominent manufacturers who are represented by this company are Grebe, Kennedy, Remler, King Am-pli-tone, Hipco Batteries, Western Electric, Signal and Tuska.

Because of the financial strength, the experience and efficiency of the organization and the geographical location, the Capital Radio Supply Company is logically the distributor to successfully handle this rich territory.

CAPITAL RADIO SUPPLY COMPANY, Inc.

Indianapolis, U. S. A.

6 "Ledox" Volt

Storage Batteries

Efficiency
economy
endurance

Radio Special

Guaranteed Two Years

<p>60 AMPERE HOUR</p>	<p>NINE PLATES</p>	<p>\$ 15⁰⁰</p>
<p>90 AMPERE HOUR</p>	<p>11 PLATES</p>	<p>\$ 17⁵⁰</p>
	<p>PER CELL</p>	

Manufactured by—

LARSON & ZINNAMON


439 Golden Gate Ave., San Francisco, Calif.

Dealers—Write For Proposition

Mail Orders Promptly Attended To

Brach Vacuum Radio Lightning Arresters

For Radio Telegraph and Radio Telephone Receiving Stations



Approved and Listed Number 3962 by the National Board of Fire Underwriters as suitable substitute for the grounding switch required by the National Electric Code Rule 86-0.

Where Radio Transmitters are Operated from Public Service Mains, two Brach Radio Protectors connected in series, with midpoint grounded, furnish the least expensive, and the best protection against surges. Price \$2.50.

Order early to make sure of obtaining a supply. Patents allowed and pending. Manufacturers of Lightning Arresters, Signal, Telephone and Wireless Specialties.

L. S. BRACH MFG. CO.

127-129 Sussex Ave., Newark, N. J.

Watch Our Ad for Bargains

Order these cw supplies from us. 10% off list on all orders for cw supplies received by us during March.
22½ volt Hi-Gee B-bat plain 90 cents
22½ volt Hi-Gee B-bat tapped \$1.10

If that burnt-out tube is not broken we allow you 50c on the purchase price of any new tube.

CITIZEN'S RADIO SERVICE STATION
P. O. Box 155, Mattoon, Illinois

We Want You

to write us today for full details on our new subscription agency. You can make many extra dollars in your spare time. Write NOW.

RADIO
Pacific Bldg., San Francisco, Cal.

Tell them that you saw it in RADIO

navy slobs crazy mit phonographs und singing all der night out like nightmares und chackass deliriums! Codfish brains goes by codfishing, und wireless opberators goes by midnight electricians und lying all der night up mit hollering und loose talking machine screws! It's under der bed already I'm in!

That settles Dutchy; but the Brainless Swede still sticks. About two o'clock in th' mornin' the gob goes to sleep with his set runnin'; an' he seems to have left his transmitter lyin' on a table or somethin' near his head, because we can hear him snorin' on th' air, like a distant rumblin' 'a autumn thunder. Th' Swede keeps yellin' away, tryin' to wake him up, until Hell-Fire slips out to the K-V-I engine-house with a bucket of water, an' dumps it in th' gasoline-tank.

Pretty soon th' old gas-mule gives a couple 'a consumptive chugs, splutters an' sucks wind, an' then dies stone-dead. An hour later, th' Swede comes dashin' over to our peacefully-sleepin' camp, wild-eyed an' cursin'.

"Yumpin snakes! After Ay bane waitin' whole night das navy stewbum vent away before I vas speaking vun vord of fivf messages I vas writing tree days already yet, and now das gasoline engine stopped vorking, but for vy, I can't see! By golly, Ay bane quit!"

THE next morning, I takes charge of the Swede's phone an' spreads a general call to all th' fish-barons to be on th' job at eight o'clock. That night, with all th' brasspounders that can squeeze into th' shack crowded around, I calls a roll; an' there is a hundred-percent attendance on th' air.

"Now then, we're ready to talk business," I commences. "After tryin' to be your own operators for three months, you've found out you're like a bunch 'a blacksmiths tryin' to tailor their own suits. Small phone sets can be run by anybody, even salmon-packers, but out-fits the size of these take as good 'a operator to handle 'em an' keep 'em perkin' as a telegraph set does. Handlin' commercial business takes somebody's time, anyway; you can't always sit down an' clear right away, no matter how clever you are; an' if there's a heavy jam on th' air, an' you don't know th' game, you won't clear a'tall.

"Handlin' business telegrams over a phone ain't satisfactory, especially when they're full 'a names an' words hard to spell. Besides, nobody wants his private business shouted a thousand miles around with ten hundred million people stickin' up aerials to hear it; an' puttin' code an' cipher over a radiophone would turn a psalm-singer into a cursin' maniac inside of a week—even th' Brainless Swede here admits that.

"Th' tube sets are all right, an' can't be beat, but we'll have to put in circuits to handle th' business on undamped tele-

COMPLETE 256.50

Erect aerial, hook-on batteries,
insert tubes—and listen!



Unexcelled for C. W. Reception

DO you want to hear ALL the broadcasting stations within 1000 miles? Do you want a receiving outfit acknowledged by leading amateurs to be "unexcelled for C. W. reception"? Do you want a tuner 24% more selective than its famous predecessor? Do you want to practice real economy by buying an outfit that will render more value per dollar over years of service than cheaper sets?

The men who first sent messages across the Atlantic in the recent A. R. R. L. tests have selected, from their wealth of experience, the equipment shown above as unsurpassed in radio. This set would be a handsome feature of the most tastefully furnished home. It is an outfit that anyone can use successfully without previous experience, to entertain a group of friends. And it is also an outfit that, in the hands of an expert, accomplishes record breaking results.

Tested, proven units are combined to make a complete set without a weak link. The tuner is the famous Paragon R. A. Ten regenerative receiver,—the world's leading short wave tuner. To this is added its companion instrument, Paragon D A 2 Vacuum Tube Detector and two-step amplifier. Then comes the Radio Magnavox, which sends wireless tele-

phone concerts as well as code, clearly all over a room or hall without detracting from the original tonal qualities. For sharp tuning, head phones are provided—Baldwin type "C", standard of the world. Every item of accessory equipment is supplied—of a quality consistent with the Paragon instruments that form the heart of this set. This includes 3 Radiotron vacuum tubes, 3 Eveready "B" Batteries, 1 60-80 Ampere-hour storage battery, specially built for radio work, and our Number 3 antenna equipment, with wire and insulators for a 4 wire 100 ft. aerial, lead-in wire, ground clamp, etc.

Not a single item is omitted for a complete installation. The actual work of installation is reduced to a minimum. Simply put up your aerial, insert tubes, hook-on batteries, make an easy ground connection—and you are ready to listen.

The price complete is \$256.50. Quality considered, we confidently recommend this outfit as today's best buy in radio. If you live in New York examine this equipment at the Continental store. If you live farther away, order by mail. Shipment immediately, by express, accompanied by the Continental guarantee of satisfaction.

**CONTINENTAL
RADIO and ELECTRIC CORP.**

Dept. G-5

6 Warren Street

"New York's Leading Wireless House"

Tell them that you saw it in RADIO

"The Sign of  Long Life"

AN "ACE" IS ALL YOU NEED

for the best "B" Battery results



From Your Radio Set

A superior "b" battery technically designed to meet the demands of Radio, and "honest built" from binding post to baked-on finish.

"The Power Behind the Phone"

Get them at your dealer or write for catalog

ACE BATTERY MANUFACTURING CORP.

Gen. Offices 495 Broome St. New York City Factory 359 W. Bdway

ATTENTION AMATEURS!

7 strand No. 22 Antenna Wire, 75c per 100 feet.

Enamel Wire No. 22 to No. 30 B. S., 85c per pound on 1 pound spools.

THE QUAKER LIGHT SUPPLY CO.

728 Arch St., Philadelphia, Pa.

KEYSTONE RHEOSTAT



The "Keystone" is one of the finest constructed rheostats on the market, and is made of the best heat resisting and durable material possible to obtain. Neat in appearance, is 2 1/4" diam., 1/2" deep, and 1/4" shaft. All parts are made of brass, and pointer is of heavy brass, nickel plated and polished. Resistance is 6 ohms, 1 1/2 amps. carrying capacity. Can be easily mounted on back of panel by only drilling two holes, also dial can be used, instead of the knob and pointer furnished. Resistance is wound tightly on an insulating strip and can not become loose. Sold on a guarantee of satisfaction or purchase price will be refunded.

PRICE \$1.25

Amateurs and constructors, don't miss sending 5 cents in stamps for our complete set of bulletins on raw materials, machine screws, wire, standard apparatus, audion and amplifying apparatus, and save money and time.

Keystone Radio Company
Greenville, Penn.

PANELS

Of Gunwood Black Finish

Treated with a special process made by us. Will not Warp or Shrink and is not effected by Temperature changes. Waterproof and possesses High Dielectric properties. Easily machined and will not Crack or BREAK. Looks as good as Bakelite. We are prepared to ship promptly the following sizes:

6"x 6" 1/4" thick..... \$.80	9"x12" 1/4" thick..... \$1.50
6"x 7" 1/4" thick..... .75	9"x14" 1/4" thick..... 1.75
6"x10 1/2" 1/4" thick..... 1.00	12"x14" 1/4" thick..... 2.20
6"x12" 1/4" thick..... 1.25	12"x21" 1/4" thick..... 3.00

Strips 3 1/2 x 8; 3 1/2 x 8; 3.40 each; 3 1/2 x 10, 3 1/2 x 12, 3.80 each; 3 1/2 x 16, 3.75 each.

Add Package for 1 lb. for Panels up to 6 x 12 x 1/4; and 2 lbs. for larger sizes.

We will be pleased to quote prices on these panels out to a different size on receipt of your specifications. NO FREE SAMPLES.

TENSO MFG. CO., Marshall, Minn.

 **New Catalog E6 FREE**
Just off the press

Keep up-to-date. Learn about all the big recent improvements in radio apparatus.

84 pages shock full of best and biggest values of America's 51 leading manufacturers. Most complete, includes everything.

24-Hour Service

We Pay All Shipping Charges

Get the Latest

Don't Buy Till You See This Catalog

TWO N-S LEADERS:
Red-Head Radio phones, 8000 ohms, military head band with cord complete, per pair **\$8**

Arlington Tested Crystals, Galena or Silicon. Certified super-sensitive. Per crystal **25c**

Write for Big Free Catalog Today

THE NEWMAN-STERN COMPANY
Newman-Stern Bldg. Cleveland, Ohio

LOOK

THRU STEVENS WINDOWS

Patent Pending
Improves the appearance of your panel.

Keeps out dust and ventilates the cabinet.

Black or Nickel Finish
Price \$1.00

At your dealer's, or by mail.



Makers of Radio Accessories
434 60th St., Oakland, California.

TURN TO PAGE 31

Tell them that you saw it in RADIO

graph—not telephone. Now, to put in these circuits will cost you—wait a minute—"

I covers the transmitter-mouthpiece with my hand, an' turns to the bunch crowded around.

"How much have we spent for grub an' stuff since we been here?" I asks.

"Nearly twenty-four hundred bucks," replies Hell-Fire, who has th' figures. "About eighty-six plunks apiece."

"All right, say ninety dollars," I rejoins. "To put in key-circuits on these sets won't cost nothin' but five dollars each for th' sendin' keys."

I takes my hand off the transmitter.

"To put in these circuits on your phone sets will cost five dollars apiece for telegraph keys an' ninety dollars for—for th' rest of th' apparatus an' things we have to get. Th' operators will leave tonight on th' 'Shelikoff'; and as each one will hook up his own key-circuit, all you have to do is to each pay your own operator ninety-five simolecons for th' stuff we have to furnish. Now, is this O. K.?"

"Yes!"

Twenty-eight 1000-watt tube sets in at once knocked th' phones clean off my bean.

AND that is really the end of the story. The extra tube set that was in N-P-Q is now in Old Judge's den beside his amateur set; and on Sunday afternoons, when the Alaskan air is drowsy and peaceful, twenty-eight brass-pounders lean back in their chairs and enjoy a musical concert played on Old Judge's phonograph. Tune up around eighteen-hundred meters some quiet Sunday evening, and, if your set is good enough, you'll probably hear it.

TWO STEP AMPLIFIERS
COMPLETE — EFFICIENT
Write for Description

Radio Supply & Repair Co.
1876 15th St., San Francisco

BAKELITE V. T. SOCKETS
70 CENTS EACH

Detector panels with Jack..... \$8.00
Two step amplifiers with Jack..... 20.00
Variometers 3.00

Radio Supplies of all kinds
Specially designed apparatus
PERFECTION RADIO CO.
417 North Ridgeland Ave., Oak Park, Ills.

BEACON

Can Supply You with all Radio Parts and Sets.


BEACON RADIO & ELECTRIC CO.
246 Greenwich St., near Park Place, New York City

Put PEP into your Crystal. Use **KEYSTAL-KLEER**.

if you want your messages and concerts to come through clear and loud.

Krystal-Kleer is not expensive. Ask your dealer to show you how it works, or write for our proposition.

The **KEYSTAL-KLEER** Company. Registered.
Dept. P. 226th Street & Broadway, N. Y. C.



Wholesale Only

Cooper

RADIO

Batteries

A Special Size for Every Radio Requirement

GUARANTEED FOR TWO YEARS

Every part in the Cooper Radio Battery, regardless of its importance, is constructed of the finest quality of material and is designed and tested to withstand the most severe service.

DEALERS AND MANUFACTURERS Write for Complete Details. Let Us Figure on Your Requirements.

The Cooper-California Co.
PACIFIC COAST UNIT

1034 Geary Street

San Francisco, Cal.

The Camera Man Fell Down On The Job

That's why it's hard for us to tell you about the

"NORTHWESTERN" UNIT VARIOCOUPLER

Without a "Cut" which wasn't done on time.

Mounted	Unmounted
\$15.00	\$6.50


WELL, ANYWAY—It's a big brother to the variometer we showed you last month—panel same height, but twice as long—back connected thruout—and sure does "talk."

Hallock and Watson Radio Service

192 PARK ST. PORTLAND, ORE.

OPERATING STATIONS "KGG" AND "7XI"
(Only Five Watts, But She'll Grow)

The NEW EXIDE RADIO BATTERY IS NOW READY



When the evening meal in countless homes is finished, the family settles itself comfortably in the living room for an evening's entertainment by wireless telephony.

The instrument is set up, a dial is turned, and from a distant city the voice of an operatic star fills the room. Or, at another turn of the dial, bed-time stories for the children are heard. Again, the strains of a church organ, the voices of the choir as well as a sermon,

are heard from some church many miles away. But to insure maximum enjoyment from any radio outfit, an absolutely dependable storage battery is essential—a battery designed to provide steady current—a battery whose voltage will not drop after a few minutes' use and necessitate frequent adjustments of the apparatus.

To meet these demands the Exide Radio Battery has been built.

From its practically unbreakable jars to its bolt connector terminals, every detail of this battery reflects the intimate knowledge of storage batteries which its builders possess.

The splendid results obtained with the Exide Radio Battery can be definitely attributed to the long experience behind it. For in the thirty-four years that Exide Batteries have been built for every purpose, much has been learned that was applied in designing a battery specifically for radio work.

Plates that insure long life without reducing this activity; wood separators of the type that have proved so successful in the famous Exide automobile batteries; jars that will withstand an unusual amount of hard usage; and terminals that insure perfect contact through the simple tightening of a nut—these are briefly, some of the features of the Exide Radio Battery.

The following table shows the four sizes in which this battery is made, with ampere-hour capacities ranging from 20 to 120, according to the number of plates. The over-all height of the battery is approximately 9 5/16 inches; the width, 7 5/16; while the length, varying with the number of plates used, is given in the following table:

Type	Cat. No.	Length	Weight	Capacity	Price*
3-LXL-3	13735	4 9/16	15 1/4 lbs.	20 amp. hrs.	\$13.75
3-LXL-5	13736	5 11/16	24 1/4 lbs.	40 amp. hrs.	17.85
3-LXL-9	13737	9 1/16	42 1/4 lbs.	80 amp. hrs.	23.46
3-LXL-18	13760	12 7/16	59 1/2 lbs.	120 amp. hrs.	30.60

*F. O. B. St. Louis, Mo.

Distributed by **J-Ray Mfg. Co.,** 1615 CHESTNUT STREET ST. LOUIS, MO.

Tell them that you saw it in RADIO

"Somerville Radio Specials"

SOMERVILLE CONDENSERS THE LINE NOW COMPLETE




Grid Condenser, .00025 Mfd.....	\$0.25
—Above, with 1/2 Meg. Grid Leak...	.40
Grid Condenser, .0005 Mfd.....	.25
—Above, with 1 Meg. Grid Leak....	.40
Phone Condenser, .001 Mfd.....	.25
Phone Condenser, .002 Mfd.....	.40
Phone Condenser, .005 Mfd.....	.70

Quadrupled production of our famous CW Condenser enables us to make a new price schedule.



1000V. C.W. Condenser, .0005 Mfd....	\$0.60
1000V. C.W. Condenser, .001 Mfd....	.60
1000V. C.W. Condenser, .002 Mfd....	.60
750V. C.W. Condenser, .005 Mfd....	.80
500V. C.W. Condenser, .01 Mfd....	1.00

Above ratings are for D.C. only. When used with A.C., a safety factor of 75% should be observed. Each condenser is tested at double above ratings, and any found defective should be returned for replacement.



SOMERVILLE DIAL INDICATORS

For 3/16, 1/4 and 5/16 in. shafts.
4 in. dia. ...\$1.75
3 1/4 in. dia. 1.60
Knob only... .80
Postpaid from us by return mail, or from your local dealer.

This is the first metal dial with flanged knob and has the following exclusive advantages over imitations:

The knob is of real bakelite and will retain shape and finish.

The dial is of brass heavily plated with real silver and coated with special non-peeling lacquer, which preserves the silver finish long after nickel dipped and "German" silver dials are mottled and tarnished.

The heavy brass bushings and special method of assembly assures a dial which runs true on the shaft.

The surface finish permits writing call letters on the lower calibration space.

The dial is insulated from shaft bushing, and when grounded acts as a shield from capacity effect from body.

INSIST ON THE ORIGINAL AND BEST

SOMERVILLE 22 1/2 v. "B" BATTERY, now ready, \$1.75

Has 5 positive knurled terminals, 16 1/2 v., 18 v., 19 1/2 v., 21 v. and 22 1/2 volts. Made to our specifications by one of the world's foremost battery manufacturers. Twice the capacity of the small signal corps size. Should last six to nine months.

EVERYMAN'S SECTION

The Westinghouse AERIOLA-SENIOR is admirably adapted for the hotel room or apartment as well as for an extended camping trip. It does away with the bulky storage battery, which must be charged constantly, as the vacuum tube requires but 1/25th the energy of the regular tube, and operates from a single dry cell, and small "B" battery.

Complete With Tube, Two Batteries, \$67.25 Postpaid, East of Mississippi, and \$8 pair Head Phones, West of Mississippi, \$1.00 Extra.
Temporary antenna may be made from a pound roll of annunciator wire, price 70c.
STANDARD WESTINGHOUSE ANTENNA OUTFIT, \$7.50

SOMERVILLE RADIO LABORATORY
RETAIL - SALES - DIVISION
176-178 WASHINGTON ST., BOSTON, MASS.

IMMEDIATE DELIVERY

WESRAD

MOUNTED

Amplifying Transformer

AUDIO FREQUENCY

*It brings in those Weak Signals
Latest and Most Efficient Design*

\$5 JOBBER'S • DEALERS **\$5**
Write for Attractive Proposition
USE OUR NEAREST STORE

WESTERN RADIO ELECTRIC Co.

1200 Franklin St., Oakland, Cal. 637 So. Hope St., Los Angeles, Cal.

Tell them that you saw it in RADIO

NEWS OF RADIO BROADCASTING STATIONS

Continued from page 25

"Athletics," by Clarence P. Houston, Assistant Professor of Physical Education and a former Tufts football star; "The Story of the Bridge Builder," by Professor Edward H. Rockwell; "The Conservation of Bird Life," by Dr. Herbert V. Neal; "College Music," by Professor Leo R. Lewis. This lecture will be illustrated with selections by the Tufts College Glee Club. Professor Albert H. Gilmer will speak on "The Modern Drama," and Dean Lee Sullivan McColester of the Crane Theological School will speak on "The Place of the Minister in Modern Society." A speaker to be selected by the Dean of the Dental School will treat the subject "The Relation of Dentistry to Medicine."

Although it is impossible to give the exact dates of the lectures, the entire course of 13 will be complete before May 1.

In the initial statement it was made clear that the lectures would be of a popular nature and not beyond the understanding of the thousands of young men and boys between the ages of 15 and 25 who are especially interested in wireless. Also the lectures will not exceed 30 minutes in length and will be delivered in such a way that "students" can take notes if desired. Some of the lectures will be given in the afternoon in order that women, many of whom are taking an interest in the radio telephone, may listen.

SEATTLE TO THE FRONT

Seattle, Wash., is awakening to the fact that there is such a thing as radio. Here are some of the recent developments:

The radiophone operated by the Northern Electric and Radio Co., in conjunction with the Seattle Post-Intelligencer, which has been giving concerts and news items for some time, is now transmitting several times a day. Aerials on house tops are becoming more common than the clothes line in the back yard. A very recent issue of one of the largest daily newspapers says:

"A new broadcasting station is to be operated here by Mr. V. I. Craft, and will give nightly concerts and press reports on 360 meters. The Times will have a set with a Magnavox at 1635 Westlake Ave., that will be in operation every Wednesday night, so the public can hear what is in the air.

"Since January 1 radiophone receiving sets have increased in use in Seattle by 100 per cent, according to the leading authority. He estimated that a thousand sets are now in operation in this city. A thousand sets means that ten times that number are daily hearing talk by wireless."

A dance was recently held at Camp Lewis, where the music was furnished by a Seattle radiophone. Another will be held at Alki Point which will depend on the radiophone for music. Recently a series of sermons was sent from the Catholic Church by radiophone. This series of lectures lasted a week.

Magnet Wire

AT SPECIAL PRICES
Send For Our Prices
IZENSTARK RADIO CO.
509 S. State St., Chicago

"Aerial Wire"


SPECIAL

150 feet No. 14 copper wire, \$1.00
100 feet Stranded copper wire, \$1.00
EMPIRE RADIO EQUIPMENT CO.
271 West 125th St., New York City

BY WALTER HEMBRICH, NORTH COAST PRODUCTS CO., ABERDEEN, WASH.
 4cb, 6aan, 6abm, 6abx, 6aix 6ajr, 6alk, 6atk, 6ate, 6atu, 6ark, 6awr, 6cp, 6cq, 6ed, 6gr, 6gy, 6ic, 6qr, 6tu, 6vx, 6zi, 6zx, 6zam, 7ck, 7ge, 7jw, 7ke, 7ka, 7in, 7lj, 7mi, 7mp, 7nz, 7ni, 7om, 7ot, 7ri, 7tj, 7vo, 7ys.

BY CASE, D. V. RUSSELL, BVA, CALIF.
 Spark—5xd, 5sa, 5se, 6bd, 6bp, 6gt, 6gy, 6hc, 6hp, 6ib, 6kc, 6ok, 6oh, 6pk, 6pj, 6qr, 6to, 6tn, 6tv, 6tc, 6vk, 6vx, 6zi, 6zl, 6sd, 6su, 6sz, 6ss, 6saj, 6sam, 6sak, 6sah, 6sau, 6abr, 6abu, 6acr, 6afd, 6afp, 6ahf, 6ain, 6ajh, 6ajr, 6ala, 6alr, 6amk, 6amw, 6amy, 6ama, 6aoe, 6aor, 6aqy, 6ard, 6ark, 6arx, 6ath, 6atq, 6bak, 6bam, 6big, 6liu, 7bp, 7ab, 7lj, 7ic, 7iw, 7jd, 7kc, 7mi, 7mp, 7mt, 7oh, 7vo, 7za, 7ys, 7am, 7zt.
 C. W.—3fw, 5sa, 6amd, 6bfp, 9db, 9hc.

BY C. C. WHYSALL, SOMI, MARION, OHIO
 1boq, 1sa, 1sak, 2el, 2fp, 2om, 2auw, 2dm, 2eh, 2xm, 4bk, 4bq, 4ft, 4gm, 4gn, 5aab, 5bm, 5by, 5fo, 5hk, 5lo, 5lw, 5py, 5uc, 5sz, 5sak, 5afb, 5aje, 5ajx, 5axk, 5ars, 5atu, 5ayz, 5anb, 5aol, 5awu, 5bys, 5bq, 5bis, 5bfh, 5bxx, 5baz, 5cbe, 5daf, 5eb, 5hg, 5ib, 5la, 5qq, 5rq, 5uc, 5vj, 5w, 5wx, 5xe, 5xv, 5yae, 5yk, 5ym, 5za, 5zp, 5zx, 9aa, 9as, 9ap, 9ag, 9ar, 9acn, 9aif, 9ajh, 9aiu, 9aoc, 9aye, 9bp, 9dqq, 9dsd, 9dmj, 9dsi, 9dwp, 9dso, 9dfx, 9dug, 9hr, 9ki, 9lf, 9ms, 9uu, 9vl, 9xi, 9xt, 9xm, 9yb, 9yq, 9zj, 9zx.



\$1.00
 Per Copy.
 Postpaid
 Anywhere
 In the U. S.

ONLY A FEW COPIES LEFT

U. S. Govt. License Examination Questions Answered

A Wonderful Book

THIS BOOK, "New License Quiz Book for Govt. First Class License Examinations," is the first edition printed with the new rules, regulations and gradings laid down by the Government on July 1, 1921. Every amateur expecting to take examination for license needs this book. It gives the answers to 250 questions, many of which will be helpful in the examination. It gives practical equations, international laws and regulations, official gradings, diagrams, definitions and other important information,—invaluable to the candidate for government examinations.

"License Quiz Book for Government First-Class License Examinations"

This is the first edition ever printed of this book of 250 important questions. It is just off the press, compiled and published by the National Radio Institute, the world's best known wireless school. No amateur or wireless professional can afford to miss it. Nicely bound, with 80 fine illustrations, and chock full of information you need—now only \$1 with the coupon below.

When are you going to take your examination? You will find this volume the greatest possible help. Don't run a chance of failing your exams! This book gives the very latest information on the very things you must know. Not only the new government rules, regulations and gradings, but also lots of information about the latest investigations and discoveries.

The contents panel shows how complete this book is.

Contents

- Information Concerning Method of Conducting Examinations and Places Where They are Held.
- Radio Symbols.
- Technical Words and Terms Made Clear.
- Life and Duties of an Operator.
- Terms and Definitions.
- Radio Instruments.
- Transmitters, Covering Spark, Arc and Tube Sets.
- Types of Antennae and Aerials.
- Damped Wave Receivers.
- Latest Types of Undamped Receivers.
- International and U. S. Radio Laws and Abbreviations.
- Radio Compass and Its Uses.
- Exhaustive Treatises of the Storage Battery.
- Helpful Equations and Tables for Solving Radio Problems.
- Continuous Wave Receivers.
- Valuable Information to Help You in Securing Your License Examination.

For Sale by
LEO J. MEYBERG CO.
WARNER & LINDEN
WESTERN RADIO ELEC. CO.
NORTHERN RADIO ELEC. CO.
REYNOLDS RADIO CO.

Get a Copy from your nearest dealer

106 Pages
 of Valuable
 Radio Information

COUPON

RADIO


465 Pacific Bldg., San Francisco, Calif.
 Please send me by return mail the "License Quiz Book for Govt. First Class License Examination." I enclose \$1.00.

Name.....Age.....

Address.....

City.....State.....

Exclusively Distributed in the West by Pacific Radio Pub. Co., Inc.



Amplify your signals with ACME Transformers

SPECIALIZATION in building transformers as in all other lines results in a high degree of efficiency. Whether you build your own apparatus or buy assembled outfits insist on the use of proven units. Acme Transformers in your vacuum tube amplifier equipment magnify voice and music as well as code without distortion and without howling. They are priced as low as specialized quantity production permits, with due regard for quality. At all Radio dealers.

ACME APPARATUS CO.

182 Massachusetts Ave. CAMBRIDGE, MASS.

Transformers & Radio Engineers & Mfrs.

Tell them that you saw it in RADIO

★ ★ RADIOADS ★ ★

A CLASSIFIED ADVERTISING SECTION READ BY 40,000 BUYERS

The rate per word is three cents, net. Remittance must accompany all advertisements. Include name and address when counting words.

ADS FOR THE JUNE ISSUE MUST REACH US BY MAY FIRST

TRANSMITTING APPARATUS

FOR SALE: \$300 500 cycle spark transmitter for \$100 cash. Consists of 1/2 HP 3600 AC motor, generator and exciter switchboard with 500 cycle and 60 cycle volt and ammeters field rheostat and switches. Transmitter panel with Dubilier, O. T. transformer, quenched gap and radiation ammeter all mounted on bakelite. Spare armature, gaps and transformer go with the set. All above in good working condition. F. A. Brandis, 61K, 1089 Merced, Berkeley, Cal.

FOR SALE CHEAP or exchange for C. W. apparatus: 1/4 HP synchronous motor and Hyrad Disc. 6ACM, 1551 Emerson St., Palo Alto, Calif.

RECEIVING APPARATUS

ONE RADIO MAGNAVOX \$45.00, used only few weeks. Reason for selling, going out of radio business. Sacrifice for \$35.00. Perfect condition. J. B. Brun, 1701 Franklin St., San Francisco.

A BARGAIN: I. P. 500 Navy Standard Receiver, \$160.00. 7KR, 528 Market, Portland, Ore.

VARIOCOUPLER PARTS: Hardwood rotors, 45c; stators, 80c; complete variocoupler, \$8.50. Include postage. Louis Griewisch, 301 South Oakland, Green Bay, Wis.

VARIOCOUPLER PARTS: Hardwood rotors, wound, 95c; stators wound, \$1.00. Include postage. Louis Griewisch, 301 South Oakland, Green Bay, Wis.

600-20,000 meter receiver including Radiotron, \$35.00. 150-600 meter receiver including Radiotron, \$35.00. Box 205, Williamsport, Penna.

3 LONG WAVE TUNERS, \$2.00 each. 2 spark coils, \$1.00 each. 1 Murdock tuning coil, \$3.00. 1 Electro tuning coil, \$2.00. 3 Murdock .001 variable condensers, \$2.50 each. 1 Murdock .0005 variable, \$2.00. Practice key, 80c; Martyn Coony, 475 30th St., San Francisco.

OCCASION. A complete Audion Receiving Set: Inductances, Primary and Secondary Condensers, Series and Parallel Switch, variable Grid-Leak, four Dials, A and B battery switches, Weston Ammeter and Voltmeter, Bakelite panel (B battery included). The whole enclosed in a polished mahogany case, with snap fasteners and lock and key—14x10x8 in. Range: 200 to 2500 meters. (Radio Concerts and Time-signals.) Price \$40.00. Inspection and testing invited. C. E. W., 2680 Ridge Road, Berkeley, Cal.

Loop Antennae. With a vacuum tube set this Loop Antenna will receive radio without the need of an aerial on the roof. 8 1/2 feet high, shipped knocked down, postpaid on receipt \$2.50 money order. P. Anico, 421A West 26th Street, New York.

FOR TRADE: Two new \$6 variometers for phones, tubes or other radio. R. W. Haynes, 1286 American Ave., Long Beach, Calif.

Must sell! Short wave REGENERATIVE RECEIVER for \$35; cost \$60. R. W. Haynes, 1286 American Ave., Long Beach, Calif.

FOR SALE: Short wave regenerative receiver, 150-600 meters. Brand new and fully guaranteed. Reasonable. Phone West 1857, San Francisco.

Bargain: Receiver and two step amplifier, \$50. Crystal receiver including pair phones, \$10. Two step amplifier, value \$60, sell for \$30. Magnavox, storage battery, rectifier, etc. H. E. Williams, 1819 Napa street, Vallejo, California.

RADIO STORAGE BATTERIES. 30 A. H. 2V. \$1.70 per cell. Guarantee for 1 year. Order at once. You take no chances. Howard Hunt, Box 108, Macedonia, Ohio.

MISCELLANEOUS

Trade for radio: Remington 12A repeating rifle; sell \$15; Blickensderfer Typewriter \$10. Charles Vanderpool, Madill, Okla.

FOR SALE OR TRADE: 1/12 H. P. 3400 Revolution Westinghouse motor. Need loud speaker. Postoffice Box 128, Menlo Park, Calif.

BUILD RADIO SETS. We supply parts or complete units. Catalog 15 cents. Easily understood assembly drawings Crystal Detector Set, Non-regenerative Receiver, Regenerative Receiver, 2 Step Amplifier 25 cents EACH. All five \$1.00. No stamps accepted. Hatfield Airfone Company, Owego, N. Y.

"A" BATTERY SALE—Have several new and rebuilt storage batteries, \$6.00 up. New 6v nine plate radio batteries, \$18.00. Farwell Battery Station, 2240 Russell St., Berkeley, Cal.

STOP! LOOK! and ACT! V. T.'s ACCESSORIES! With each of the listed tubes RADIO-TRON U.V.200, \$5.00, and A. P. MOORHEAD detectors \$5.00; RADIOTRON U.V.201 \$6.50, and A. P. Amplifiers, \$6.50, we will supply free of charge your choice of either of these 5 premiums—latest FADA rheostat, \$1.00; Paragon V. T. socket, \$1.00; Murdock socket, \$1.00; DeForest V. T. socket, \$1.00; Remler rheostat, \$1.00. Either of the FEDERAL single, closed or double circuit jacks listed respectively at 70c, 85c, and \$1.00, will be given as premiums with each FEDERAL 226W or R. O. of A. U.V.712 amplifying transformers, \$7.00 each. U.R.1714 Radio Frequency amplifying transformer. FADA 5 ampere NICHROME Thermoplas, power rheostat \$1.35 or R. O. of A. U.R.542 porcelain V. T. socket will be given as premiums with each \$8.00 U.V.202 power tube or A. P. MOORHEAD 5-watt Type C power tube, \$7.50 each for C. W. or Radiophone transmission or power amplification. We absolutely guarantee the foregoing apparatus. Only new and high grade equipment carried in stock. Unsatisfactory goods subject to return within five days. 12 hour service or your remittance returned. Postage and insurance prepaid by us, thereby saving time and money. Remember us THE KEHLEE RADIO LABORATORIES, Dept. P., Abilene, Kansas.

CABINETS—High grade cabinets at reasonable prices. Cabinets made to order. Send sketch or full details for prices. Panels cut and drilled. Prompt service. Marvin Fallgatter, Waupaca, Wis.

INSTRUCTION

BEKUMA YELSEUG—TWO HUNDRED beginners tell how memorized wireless code in thirty minutes to two hours. Booklet, 200 red stamps. Dodge. Box 220, Mamaroneck, N. Y.

TELEGRAPHY—(Morse and Wireless) and Railway Accounting taught thoroughly; big salaries; great opportunities. Oldest, largest school. All expenses low—can earn large part. Catalogue free. DODGE'S INSTITUTE, Hass St., Valparaiso, Indiana.

RADIO BOOKS

"Arc Radio Manual," published by the engineers of the Federal Telegraph Company of San Francisco, and written in simple, interesting manner. Well illustrated with diagrams and photographs of the various types of arc radio apparatus used on shipboard and in shore stations. Price \$2.50 per copy postpaid in the U. S. For sale by Pacific Radio Pub. Co., Pacific Bldg., San Francisco.

"License Quiz Book," for passing the U. S. Government radio examinations. The most popular selling radio book. Contains 106 pages of radio information. 80 illustrations. 250 questions and answers. Deals with every new radio development. Price \$1.00 per copy, postpaid anywhere in the U. S., or given free with a one year subscription to "RADIO." Pacific Radio Pub. Co., Pacific Bldg., San Francisco.

Tell them that you saw it in RADIO

COPPERWELD ANTENNA WIRE

At radio frequency, the core of a wire performs no electrical service because it carries no current. The core may, therefore, be made to perform a great mechanical duty. Hence an ideal wire for radio should have a core of high strength metal (steel) and an outer covering of high conductivity metal (copper).

Copperweld antenna wire is made by permanently welding the protective and conducting outer coating of pure copper to the steel core. It has the same non-rusting qualities as copper wire. At radio frequency it has practically the same conductivity as copper wire of equal diameter.

Copperweld antenna wire is 50 per cent stronger than copper wire of equal size and will stay up under severe sleet and wind loads when other wires would be wrecked. Copperweld antenna wire does not sag and stretch with subsequent breaking as does hard-drawn copper. Many Copperweld amateur antennas have remained up during storms when hard-drawn copper antennas have broken down.

MAKE NO MISTAKE!

THE KLOSNER
VERNIER
RHEOSTAT



Patent Pending

is the only Vernier Rheostat made having the exclusive feature of using but

One Single Knob

for both rough and fine adjustments. This feature allows the symmetrical appearance of the single knob to be retained when mounted on a panel with other instruments, and, at the same time adds to the simplicity and ease of operation in obtaining the necessary fine adjustments for best results from the modern critical vacuum tubes, especially when receiving phone and C. W. signals.

We invite comparison with any other filament rheostat now made.

Look for the name KLOSNER moulded on the base.

Your dealer has them, or send direct to us.

Price \$1.50

Shipping Weight, One Pound

A Two Cent Stamp Brings

Interesting Literature.

Made Only by The Originators

Klosner Improved

Apparatus Company

2824 Boston Road, New York City, N. Y.

Dept. B

COMPLETE LIST OF BROADCASTING STATIONS

Ninety-eight radio stations were broadcasting music, concerts, lectures and market and weather reports, according to the Department of Commerce, on March 23. The list of stations sending entertainment on 360 meter wave follows:

- KZM—Allen, Preston D., Hotel Oakland, Oakland, Calif.
- WGI—American Radio & Research Corp., Medford, Hillside, Mass.
- KZY—Atlantic-Pacific Radio Supplies Co., Oakland, Calif.
- WOR—Bamberger, L. & Co., Newark, N. J.
- KJS—Bible Institute of Los Angeles.
- WDM—Church of Covenant, Washington, D. C.
- WBU—City of Chicago, Ill.
- WHK—Cox, Warren R., Cleveland, Ohio.
- WLW—Crossley Mfg. Co., Cincinnati, Ohio.
- WJX—DeForest Radio Telephone & Telegraph Co., New York, N. Y.
- WWJ—Detroit News, Detroit, Mich.*
- KQV—Doubleday-Hill Electric Co., Pittsburgh, Pa.
- WRK—Doron Bros. Electric Co., Hamilton, Ohio.
- WHU—Duck Co., Wm. B., Toledo, Ohio.
- KLB—Dunn & Co., J. J., Pasadena, Calif.
- KGC—Electric Lighting and Supply Co., Hollywood, Calif.
- KUO—Examiner Printing Co., San Francisco, Calif.
- WGY—General Electric Co., Schenectady, N. Y.
- WCJ—Gilbert Co., A. C., New Haven, Conn.
- KJQ—Gould, C. O., Stockton, Calif.
- WLK—Hamilton Mfg. Co., Indianapolis, Ind.
- WOH—Hatfield Electric Co., Indianapolis, Ind.
- KQW—Herold, Chas. D., San Jose, Calif.
- KVQ—Hobrecht, J. C. (Sacramento Bee), Sacramento, Calif.
- WGL—Howlett, Thos. F. J., Philadelphia, Pa.
- WOC—Karlows Radio Co., Rock Island, Ill.*
- KLP—Kennedy, Colin B. Co., Los Altos, Calif.
- KQL—Kluge, Arno A., Los Angeles, Calif.
- KJR—Kraft, Vincent I., Seattle, Wash.
- KGB—Lorden, Edwin L., San Francisco, Calif.
- WSZ—Marshall-Gerken Co., Toledo, Ohio.*
- WOU—Metropolitan Utilities District, Omaha, Neb.*
- KDN—Meyberg Co., Leo J., San Francisco, Calif.
- KYJ—Meyberg Co., Leo J., Los Angeles, Calif.
- WOS—Missouri State Marketing Bureau, Jefferson City, Mo. (Markets.)
- WGH—Montgomery Light & Water Power Co., Montgomery, Ala.*
- WPB—Newspaper Printing Co., Pittsburgh, Pa.
- KFC—Northern Radio & Electric Co., Seattle, Wash.
- WOZ—Palladium Printing Co., Richmond, Ind.*
- WOK—Pine Bluff Co., The, Pine Bluff, Ark.
- KGF—Pomona Fixture & Wiring Co., Pomona, Calif.
- KWG—Portable Wireless Tel. Co., Stockton, Calif.
- WMH—Precision Equipment Co., Cincinnati, Ohio.*

Continued on page 79

CABINETS for RADIO SETS

Woodwork of every description. Let us build your cabinets.

**Best Material
Finest Workmanship**


Write for Catalog and Prices

Nicoll & Co.

190-198 HOOPER ST.
Telephone Market 1761
SAN FRANCISCO, CAL.

Tell them that you saw it in RADIO

DUPLEX Victrola Attachment \$5.00

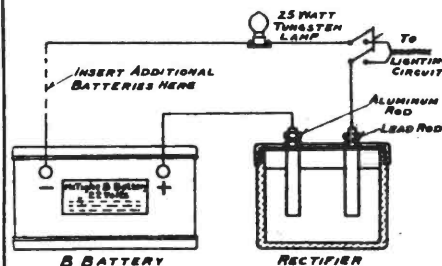


Make a first class loud speaker of your head phones and Victrola with a Duplex. Highly polished aluminum and nickel plate. Take any size head phones. Just what every one has been looking for.

If your dealer does not have the Duplex we will ship postpaid on receipt of price. State make of Talking Machines when ordering.

Mfg. by
W. B. McMASTERS
WHEELING, W. VA.

The McTIGHE STORAGE "B" BATTERY



The McTighe Storage "B" Battery is of the alkaline type, is the most satisfactory source of plate potential, and can be charged from your lighting circuit for less than one cent. Can also be charged from farm lighting systems.

In ordinary service a one hour charge will last for several weeks.

The Battery is furnished in a 24 volt unit in an attractive case.

It is noiseless, and cannot be injured by accidental short circuit, overcharging or by standing idle.

Descriptive leaflet on request.

PRICES

Battery	\$4.00
Rectifier	1.50
Rubber Filler25

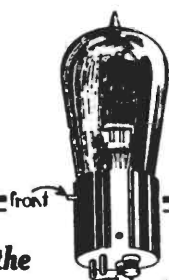
F. O. B. Irwin, Pa.

ECONOMIC APPLIANCE COMPANY
Successors to McTighe Battery Co.,
Irwin, Pa.

A POSTAL CARD

Will Bring Our Latest
RADIO FOLDER
THORDARSON ELECTRIC MFG. CO.
513 S. Jefferson St. CHICAGO

Saves the Filament Every Time



No "Short" Can Get By It!

PROTECT Your TUBES

No matter how much excessive amperage, or what causes it, even accidental short circuiting in your set, you can never "burn out" a bulb protected by the

RADECO Safety Fuse

FOR VACUUM TUBES

Slips directly on the filament terminals right where the current goes in. Fits any standard bulb used in any standard socket. Positively does not affect the efficiency of your set. Equally good for meters and other delicate Radio instruments.

Order by Mail **4 for \$1** Buy from Your Dealer

Save the cost of a Tube. Buy Now!

Radio Equipment Co.

630 Washington Street
BOSTON, MASS.

Oldest Exclusive Radio Store in New England

We carry at all times a complete stock of standard Radio sets and parts at standard prices. Order from any standard catalog.

WETMORE-SAVAGE COMPANY BOSTON, MASS.

JOBBERS OF


ELECTRICAL SUPPLIES **AUTOMOTIVE EQUIPMENT SUPPLIES**

HAVE RECENTLY ENTERED THE FIELD OF
RADIO APPARATUS and SUPPLIES

We will do a **WHOLESALE BUSINESS** only and solicit correspondence with reliable manufacturers who are desirous of receiving the best representation for the New England States.

\$40.00
DETECTOR AND
TWO-STEP AMPLIFIER
\$40.00

Satisfaction!
That's what the Proud-foot Detector and Amplifier is built to give. The Price was made to fit your pocket-book.



Maximum Amplification. **No Howling**
Plug for fones furnished with each instrument.
Automatic filament control by plug \$10.00 additional.

Detector and One-Stage Amplifier
\$25.00
a duplicate of above only one unit less.

G. M. PROUDFOOT
361 E. OHIO ST. CHICAGO



ASK **SORSINC**

When you contemplate the purchase of a new piece of radio apparatus—our experience will save you money and it costs you nothing.

SHIP OWNERS
RADIO SERVICE INC.

80 Washington St., New York

Boston Norfolk San Francisco
Philadelphia Savannah Seattle
Baltimore New Orleans Portland

Have your Wavemeter calibrated—Free

Send 6 cents in stamps for our latest booklet.

GUARANTEED RADIO PARTS

Send addressed stamped envelope for illustrated pamphlet describing F. E. Guaranteed Radio Parts ready for immediate shipment.

Freed-Eisemann Radio Corporation

255 Fourth Ave., New York City
Manufacturers of the Nationally Famous Marvel Outfit \$15.00.

Radio frequency amplification is accomplished by increasing or relaying intercepted radio signals before the energy passes through the detector tube. In audio frequency amplification the current is built up after leaving the tube detector. Weak and distinct signals can be detected by the former method, whereas they would be inaudible with the latter.

A condenser instead of an antenna for transmission and reception of radio signals is being investigated by the U. S. Bureau of Standards. Taking advantage of the fact that the ordinary aerial corresponds to one plate of a condenser and the ground to the other, a pair of large metal plates is substituted and found to be freer from static disturbances and to offer better opportunity for portable sets.

1BZX—Experimenters' Information
Service station at Thomas G. Plant factory, Boston 20, Mass.
Initial concert given Feb. 17, 1922.

IMMEDIATE SHIPMENTS

PEERLESS RADIO RECEIVING SETS AND PARTS

PEERLESS "A"
BATTERIES

60 A. H. Capacity.....\$15.00

90 A. H. Capacity.....\$17.50

Guaranteed 2 years.

PEERLESS UNBREAK-
ABLE SOCKET\$1.25

Panels cut to order, any size,
per lb.\$2.55

Panels drilled to your
drawings.

Cabinets, Stock Sizes—

11-12"x6"x7"\$5.00

9-1-2"x6"x7"\$5.00

Seal Grain, Begamoid Covered

Rhamstine Amplifying

Transformers\$3.50


Our Mr. J. Ed Jones I. R. E.
will answer your questions
F R E E

Peerless Radio Laboratories
Makers of Receiving Sets
and Parts

50 SECOND STREET
Telephone Douglas 4190
SAN FRANCISCO

Tell them that you saw it in RADIO

Compare it with ANY
It SPEAKS for ITSELF



Pat's
Pend'g

PRICE \$12.00
F. O. B. New York City

INTRODUCING THE KING "AM-PLI-TONE" A RADIO SURPRISE

LISTEN TO THE CONCERTS, NEWS AND
DANCE WITH A KING "AM-PLI-TONE"

Just slip your head phones on the "AM-PLI-TONE" and you and your friends will be *SURPRISED!*

Polished cast aluminum body with nickel plated base and horn. No sheet metal is used. The tinny sound is left out. The volume is *DOUBLED* because *TWO* head phones are blended into one *POWERFUL* tone.

A big hit, a big seller, and immediate deliveries. Dealers and distributors, what more can you ask? Write today for territory—KING "AM-PLI-TONE."

NOTICE—All infringers of this device will be vigorously prosecuted.
82 Church St., New York City

THE ONE BEST WAY—PACENTIZE!

Why fuss about with binding posts and unsightly frayed wires when Pacent Radio Essentials will allow you to change connections in the twinkling of an eye? This Pacent combination was made to work as a unit in overcoming all connection problems in both receiving and transmitting apparatus. When the Plug, Twin-Adapter and Multi-jack are used together, they replace no less than fourteen binding posts!




PRICE \$1.25

PACENT UNIVERSAL PLUG

This plug was the first real radio plug to make an appearance and it remains the first radio plug in quality. A solderless, biting contact is made which will not give rise to disturbing noises. You can use the Pacent Plug with 'phones, Duo-Lateral Coils, microphones, keys, etc. The Pacent Plug fits any jack. With its soft, velvety black finish it will add a touch of beauty to any receiver.

Catalog No. 50 PACENT UNIVERSAL PLUG, Price \$1.25




PRICE \$1.50

PACENT TWIN-ADAPTER

You can't put two plugs in a single jack, but you can make a single jack serve the purpose of two jacks with a Pacent Twin-Adapter. Just insert the Twin-Adapter and presto!—the usefulness of the jack is multiplied by two. Just the thing to use with a loud speaker; tune with the 'phones and then plug in the loud speaker. The Twin-Adapter has a multitude of uses in C. W. work.

Catalog No. 51 Pacent Twin-Adapter, Price \$1.50



PRICE \$1.50

PACENT MULTI-JACK

Here is another worthy member of the Pacent plug and jack combination. This is really three independent jacks built into a beautiful composition base. Screwed to the side of a receiving outfit it will allow three sets of 'phones to be plugged in or two sets of 'phones and a loud speaker. It may also be screwed to the table or the testing board. All standard plugs will fit into it, but it was designed especially for use with the Pacent Universal Plug or Pacent Twin-Adapter.

Catalog No. 52 PACENT MULTI-JACK, Price \$1.50

Send for copy of circular N100

See the Pacent Radio Essentials at your dealers.

Dealers and Jobbers—Write for our sales plan



PACENT ELECTRIC COMPANY

INCORPORATED

LOUIS GERARD PACENT, President

150 NASSAU STREET

NEW YORK CITY

Member Associated Manufacturers of Electrical Supplies

Tell them that you saw it in RADIO

Another **TELMACO** Achievement

The Telmacophone

Here is the height of Telmaco perfection. Equipped with Baldwin Type C Unit. Inverted horn, reflected tone. Equal to any other horn twice its length. Designed and perfected by expert acousticians. Complete in every detail.

Don't be misled into buying a loud speaker offered for less, and expect satisfaction; for a loud speaker of quality cannot be sold for less. Only after the most exhaustive tests and comparisons with the other loud speakers; and only after the most thorough research, laboratory tests and field demonstrations has the Telmacophone been perfected, and offered now, for the first time to the public.

Telmaco Amplifiers, Receivers, Detectors, Variometers, and Variocouplers have earned a national reputation for quality endurance, and satisfaction not excelled by any other line. You can expect equal satisfaction from the Telmacophone.

Dealers! We are distributors for nearly all standard lines. Full discounts on the Telmacophone. Write for proposition on our complete line.

RADIO DIVISION

TELEPHONE MAINTENANCE CO.

20 S. Wells St.

Dept. A

Chicago, Ill.



No extras to buy.
Nothing to get
out of order.

Fully
Guarantee
Price \$20.00
Complete

Price without Baldwin Unit, but with cap
attached \$14.00.

We advise the purchase of the Telmacophone with-
out Unit for those who have Baldwin Unit of their own.

QUERIES AND REPLIES

Continued from page 26

as several good articles on how to wind honeycomb coils have recently been published. To tap a honeycomb coil in five or six steps, estimate the number of layers in the coil and the number of turns in each layer and divide by five or six, whichever the case may be, to determine what layers are to be selected. Then scrape the insulation from the outside wire in the layers selected, and solder connecting wires at these points. The auxiliary tickler mentioned in Mr. Weihe's article is wound on the same cardboard tube with the primary, and adjacent to it.

Question: (a) Is a flat top antenna with a counterpoise strung beneath it more efficient than a vertical antenna with a counterpoise consisting of wires strung on a framework beneath the antenna?

(b) Is it more desirable to have an antenna whose natural wave is as near the 200 meter as possible or should the wave be ten or twenty meters lower and add inductance in the transmitter?

C. L. R., Lemar Grove, Calif.

Answer: (a) For 200 meter work a high vertical fan having a fundamental wave somewhat below 200 meters, used with the counterpoise you describe, would be more efficient, although not enough more than the flat top to warrant the additional expense.

(b) The wave should be nearer 40 or 50 meters lower than 200 in order to avoid the use of a series condenser.

4CB—CANADIAN

Continued from page 27

fan 80 ft., 65 ft. high and 4 wire counterpoise w/ tuned gnd. Wavelength 215 M; radiation 2.2 amps C. W., and 1½ amps fone. "Surefire" crt. My receiver, long wave H. C. coils; short wave reg., variometer type; spider webs; audion det., 1 step R. F. and 2 step A. F. amplifier. Rec. aerial; break-in, 125 ft. long, one wire 95 ft. high end. Baldwin fones; loud speaker and 150 V storage "B" battery. All home-made. We use fone when calling U. S. stations and V when calling Canadian stations. U. S. stations should use "AA" when calling Canadian stations as shown in QST.

"Snell Cells"

—are the latest development in "B" batteries. The cells are made with formed plates immersed in jelly electrolyte. With ordinary use and care they will last for five years and deliver their rated voltage at all times. A chemical rectifier is used to charge them on the regular 110V service.

"SNELL CELLS," 11 cells, 22V, complete.....\$ 5.50

"SNELL CELLS," 22 cells, 44V, complete..... 10.00

CHEMICAL RECTIFIER 1.25

Order Yours Today

Mann & Snell

4733 GEARY STREET

SAN FRANCISCO, CAL.

RTS

The New RTS Standard Detector Panel will please all amateurs. Sent complete without tube two bat- 5.95 Postpaid by In-
teries for only 5.95 sured Parcel Post

Send for complete circulars now
Radio Testing Stat'n, Dept. A, Binghamton, N.Y.

CONNECTICUT



RADIO EQUIPMENT

Variable Condensers, Transmitters,
Head Bands, Panel
Switches, Etc.

Connecticut Tel. & Elec. Co., Meriden, Conn.

Tell them that you saw it in RADIO

COMPLETE LIST OF BROADCASTING STATIONS

Continued from page 75

- KFU—Precision Shop, Gridley, Calif.
- WDW—Radio Const. & Electric Co., Washington, D. C.
- WDY—Radio Corporation of America, Roselle Park, N. J.
- KJJ—Radio Shop, Sunnyvale, Calif.
- KYY—Radio Telephone Shop, San Francisco, Calif.
- KIZ—Reynolds Radio Co., Denver, Colo.*
- WFO—Rike-Kumler Co., Dayton, Ohio.*
- WHQ—Rochester Times-Union, Rochester, N. Y.*
- WHW—Seely, Stuart W., East Lansing, Mich. (Market and weather.)
- WJK—Service Radio Equipment Co., Toledo, Ohio.
- WDT—Ship Owners Radio Service, New York, N. Y.
- WEL—Union College, Schenectady, N. Y.
- WLE—University of Minnesota, Minneapolis, Minn.*
- WEA—University of Wisconsin, Madison, Wis.*
- KLS—Warner Bros., Oakland, Calif.
- KHQ—Wasmer, Louis, Seattle, Wash.
- WBZ—Westinghouse Electric & Mfg. Co., Springfield, Mass.
- KYW—Westinghouse Electric & Mfg. Co., Chicago, Ill.
- WJZ—Westinghouse Electric & Mfg. Co., Newark, N. J.
- KDKA—Westinghouse Electric & Mfg. Co., East Pittsburgh, Pa.
- KOG—Western Radio Electric Co., Los Angeles, Calif.
- WOQ—Western Radio Co., Kansas City, Mo.*
- WJH—White and Boyer, Washington, D. C.
- WNO—Wireless Telephone Co., Hudson County, Jersey City, N. J.
- *Designates also sending markets and weather on 485 wavelength.
- WGN—Clark University, Worcester, Mass.**
- WJT—Electric Equipment Co., Erie, Pa.
- WSX—Erie Radio Co., Erie, Pa.
- WPR—Federal Institute of Radio Teleg., Camden, N. J.
- WIP—Gimbel Bros., Philadelphia, Pa.
- WGV—Interstate Electric Co., New Orleans, La.
- KGW—Oregonian Publishing Co., Portland, Ore.
- KOA—Y. M. C. A., Denver, Colo.*
- WFA—Fort Worth Record, Fort Worth, Texas.
- KHJ—Kierulff, C. E. & Co., Los Angeles, Calif.
- WEN—Ridgewood Times Print. and Pub. Co., Ridgewood, N. Y.
- WBT—Southern Radio Co., Charlotte N. C.
- WFI—Strawbridge and Clothier, Philadelphia, Pa.
- WOO—Wanamaker, John, Philadelphia, Pa.
- WSL—J. & M. Electric Co., Utica, N. Y.
- KDPT—Southern Electric Co., San Diego, Calif.
- WHD—West Va. Univ., Morgantown, W. Va.
- WKY—Oklahoma Radio Shop, Oklahoma City, Okla.**
- KGG—Hallock and Watson, Portland, Ore.
- KGO—Altadena Radio Lab., Altadena, Calif.
- WIL—Continental Electric Sup. Co., Washington, D. C.
- KGU—Marion A. Mulrony, Honolulu, T. H.
- WGR—Federal Tel. & Tel. Co., Buffalo, N. Y.***
- KSD—Pulitzer Print. Co., St. Louis, Mo. (St. Louis Post Dispatch.)
- WBW—Tarrytown Radio Research Lab., Tarrytown, N. Y.
- WPM—Thos. J. Williams, Inc., Washington, D. C.
- WIK—K. & L. Electric Co., McKeesport, Pa.
- WRB—City of Dallas, Dallas, Texas.
- KSL—The Emporium, San Francisco, Calif.
- KBE—Maxwell Electric Co., Berkeley, Calif.
- WBS—D. W. May, Inc., Newark, N. J.

*Only weather.
 **Also weather.
 ***Also market and weather.

Bulletins C-1 and C-2 from Klitzen Radio Mfg. Co. of Racine, Wis., illustrate and describe the Klitzen variometer and variocoupler respectively.

- 5GI is heard now and then.
- 5XA pushes thru in fine shape.
- 5ZAP is one of the most active stations in the South.
- 5ZL helps to keep Little Rock on the map.
- 8DY breaks thru fine with his spark.
- 8XE now uses spark and C. W.
- 8LF pounds thru in fine shape.
- 8SR is operator LM at 1BIR. 8SR will be on again as soon as he returns from school at Exeter, N. H.



*We are the Originators,
 Designers and Makers of*

The Bell Buoy Binding Post

(Removable Head)

The Binding Post for Land and Sea. The Peer of All Removable Head Binding Posts. Has the Vise-Grip. Wire Will Not Turn. We Leave the Question of Its Superiority With You.

15c each. 12 for \$1.75, p. p. ins. prepaid.
INCLUDES NUT AND LUG

Amateurs Send For Circular. Dealers Send For Our Proposition.

STAR CABINET & RADIO SHOP

G. W. CALVERT, Mgr., Dept. R-3
 LANSDALE, MONTGOMERY CO., PENNA.
 (Binding Post Specialists and Experimenters)

DEALERS, ATTENTION!

IMMEDIATE DELIVERY OF

B R E C O
APPARATUS

- Variometers
- Variocouplers
- Condensers
- Dials
- Rheostats
- Crystal Detectors
- Inductance Switches
- Amplifying Transformers
- Switch Points
- Binding Posts

DISTRIBUTORS OF

- Western Electric Co.
- Trumbull-Vanderpoel Elect. Mfg. Co.
- American Eveready Works
- Jefferson Elect. Mfg. Co.
- Crosley Manfg. Co.
- Jewett Manfg. Co.
- and others.

BRONX RADIO EQUIPMENT COMPANY

Manufacturers and Distributors

687 COURTLAND AVENUE

BRONX, N. Y. C.

RADIOPHONE RECEIVING SETS

OUR POPULAR PRICED SETS BRING IN THAT MUSIC CLEAR AS A BELL

Write for Prices on

CRYSTAL RECEIVERS, AUDION DETECTOR SETS and TWO STAGE AMPLIFIERS

Pamphlet D101 Mailed on Request

RADIO DIVISION

H. E. WILLIAMSON ELECTRIC Co.

316 UNION ST.

SEATTLE

Tell them that you saw it in RADIO

Something New In Radio

HAVE YOUR RADIO QUESTIONS BEEN ANSWERED?

HERE is the place to get information about radio. And right now is the time to send in your questions. We are equipped to answer any question on the subject, no matter how technical or involved. You can look to us for anything from a binding post to the latest in radio phonographs.

Complete Sets \$15 to \$300

We carry all the leading makes of radio apparatus, as:

Grebe **Paragon** **Amarad**
Doran **Westinghouse** **Acme**

Head Phones:

Murdock **Brandes** **Federal**
Western Electric

☐ When in New York visit our show rooms at 227-229 Fulton Street, where you can see numbers of different makes of sets in actual operation. Also tri-weekly lectures, and complete file of radio publications, instruction books, etc.

☐ We make a specialty of high frequency measurements, including the calibration of wavemeters from our standard. All measurements and comparisons made by an expert with the latest high frequency driver circuit.

Write for Large Illustrated Catalog

American Electro Technical Appliance Co.

227-229-235 Fulton Street, New York City

REMLER ACCESSORIES FOR CUNNINGHAM RECEIVING TUBES




CUNNINGHAM C-300 GAS CONTENT
DETECTOR PRICE \$ 5.00



NO 93 REMLER POTENTIOMETER
UNIT ONLY PRICE 75 ¢



NO 95 PLAIN TYPE ROTARY LEVER
SWITCH 1" RADIUS PRICE 60 ¢



NO 92 REMLER BAKELITE MOLDED V.T. SOCKET
PANEL OR TABLE MOUNTING PRICE \$ 1.50



NO 96 REMLER VARIABLE
GRID LEAK PRICE 60 ¢



NO. 97
REMLER
GRID
CONDENSER
.00025 MFD.

NO 97
FIXED GRID
CONDENSER
PRICE 35 ¢




NO 810 REMLER JR. PANEL
RHEOSTAT 4 OHMS RESISTANCE \$ 1.00

Remler Apparatus

THE remarkably high quality of every Remler item is not accidental, but the final result of years of research work, painstaking study and perfection of manufacturing processes. The uniformly handsome appearance of the Remler line—the accuracy and precision of each individual item—the truly wonderful results that are obtained from the use of this "Apparatus That Radiates Quality"—these facts have made REMLER the choice of those who really know radio apparatus.

E. T. Cunningham



REMLER TYPE 330 DETECTOR PANEL WITH A-BATTERY
POTENTIOMETER PLATE VOLTAGE CONTROL \$ 8.00

REMLER RADIO MANUFACTURING COMPANY


248 FIRST ST.
San Francisco, Cal.

E. T. CUNNINGHAM
General Manager



154 W. LAKE ST.
Chicago, Ill.

Apparatus that Radiates Quality


The MAN'S Set—



A view showing interior arrangement. Note the compactness and utter simplicity. The variometers are of special mahogany, designed for maximum inductance ratio from minimum to maximum. The detector circuit includes copper foil and mica grid and plate condensers with tubular grid leak. General radio sockets.



Exterior view of rear of set. Note the hinges, the entire top may be swung back, thus giving easy access to everything inside. Note the insulated panel in the rear center, to which all connections are made, thus freeing the front of unsightly wires. Note also the sturdy thickness of the heavy gumwood cabinet frame.



New regenerative receiver set TYPE A-P ONE

Manufactured by The Radio Shop, Sunnyvale, Cal.

Exclusive distributors—Atlantic-Pacific Radio Supplies Co.


If you would get a man's enjoyment from radio, you don't want a toy, you want a **man's** set. The new Regenerative Receiver Set, Type A-P one, is designed as a **man's** set. A real practical serviceable and efficient outfit for a man's office, his amateur station, or his home.

The cabinet is of grained gumwood, with a beautiful piano finish. The panel is of heavy Formica, on which all lettering is machine engraved in white. The dials are of polished German silver, with black engraved divisions in figures, and fitted with large tapering knobs, enabling fine tuning. The 180° rheostat matches the other dials. All wires and all metal parts, both exterior and interior, are nickel plated.

The set is designed especially for short-wave lengths of from 150 to 450 meters, to insure maximum audibility and clearness for concert

and amateur use. Particularly is it ideal for home entertainment in receiving radio music, radio news, and other broadcasted features. But with real man-like versatility it operates with equal efficiency in receiving spark and C W. A-P vacuum tubes used throughout.

Whether you **know** radio, or simply know you are interested, Type A-P One is the set you want. Simple in adjustment, and extremely selective, yet highly sensitive. When you buy a set, make sure it's—"**A MAN'S set.**"



USE **A-P** TUBES FOR EFFICIENCY

Call for a demonstration, or write us for a folder giving prices and full particulars. Orders should be placed quickly to insure delivery at the earliest possible moment.

DEALERS and JOBBERS—we have a man's proposition for you on "**the Man's set.**" Write us.

ATLANTIC-PACIFIC RADIO SUPPLIES COMPANY

Henry M. Shaw, President

638 MISSION STREET
SAN FRANCISCO, CALIFORNIA

Exclusive distributors for Moorhead Laboratories, Inc.
Operating (KZY) Rock Ridge Radio Station, Oakland, Cal.

EASTERN OFFICE AT
5 KIRK PLACE, NEWARK, N. J.