

RADIO PROGRAMS FROM ALL SECTIONS

HOW TO CALIBRATE YOUR SET—(See Inside)

15c. a Copy

February 2

1924

RADIO


Title Reg. U. S. Pat. Off.

WORLD

ILLUSTRATED

EVERY WEEK

Vatou



"Radio" is the title of this beautiful bit of sculpture created by Leo Bayman, of New York.

This statue soon will be placed on exhibition at a New York Gallery. (Photo C. by Keystone View Co.)

AN EXTREMELY LOW COST RECEIVER BY WHITE—(See Inside)

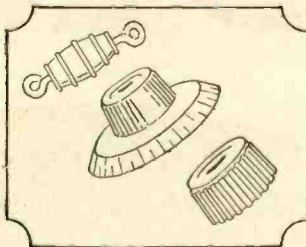


18
Stock Sizes
Radion
Panels

6x10½	6x14	6x21
7x9	7x10	7x12
7x14	7x18	7x21
7x24	7x26	7x48
9x14	10x12	12x14
12x21	14x18	20x24

**Mahoganite has the
Beauty of Polished
Mahogany**

Mahoganite Radion Panels have a satin-like finish comparable to that which age and a skilled cabinet maker give to mahogany. Radion Dials and Knobs can also be had in Mahoganite to match.



AMERICAN HARD RUBBER COMPANY, 11 Mercer St., N. Y.

RADION
The Supreme Insulation
PANELS



Look for this stamp on every genuine Radion Panel. Beware of substitution and imitation.

YOU DON'T NEED TUBES to hear programs from stations 400 to 1000 Miles Away. I can show you how to get them on YOUR CRYSTAL SET. Changes often cost Less Than One Dollar. Send self-addressed envelope for picture of my set.
LEON LAMBERT
562 So. Volusia, Wichita, Kansas

NASSAU CABINETS
NOCKDOWN SOLID MAHOGANY


14x7x7	\$2.50	Length
21x7x7	3.50	ANY Height
26x7x7	4.50	Depth
36x7x7	5.50	

All other sizes, odd or standard, at corresponding prices. Minimum, \$2.50, complete with screws and hinges. Sent C. O. D. Prompt Deliveries.
Assembled and Waxed Finish 50% Extra
NASSAU CABINET CO.
20 NASSAU STREET NEW YORK



The Little Wonder!
The smallest, yet most efficient Transformer ever made. Maximum reproduction value, minimum distortion, 100% shielded.
PREMIER "HEGEHOG"
Trade Mark
AUDIO TRANSFORMER
Mounts anywhere—save space in assembly. We guarantee it unconditionally. Try them in your next "hook-up." Ratio 1 to 3, 1 to 4, 1 to 5, \$3.50; 1 to 10, \$4.50. Ask your dealer. Write for bulletin No. 92.
PREMIER ELECTRIC CO.
1805 GRACE ST. CHICAGO

Kellogg Variocouplers



No. 501 Variocoupler

The Kellogg variocoupler furnishes coupling of the highest degree assuring maximum volume and clarity.

The shells are of Bakelite treated to prevent distributed capacity. There are eleven stator and two rotor taps. No sliding contacts; rotors are made with special flexible wire through hollow shaft to binding posts on stator shell. Can be used as a split-variometer. Large bearings warrant smooth operation and long life.

Specify Kellogg and know you have the best.

If your dealer does not handle Kellogg, communicate direct with us.



USE—Is The Test

KELLOGG SWITCHBOARD & SUPPLY COMPANY
1066 WEST ADAMS STREET
CHICAGO, ILLINOIS

RADIO WORLD

[Entered as second-class matter, March 28, 1922, at the Post Office at New York, N. Y., under the Act of March 3, 1879]

A Weekly Journal Published Every Wednesday and Dated Saturday, by Hennessy Radio Publications Corporation from Publication Office, 1493 Broadway, New York, N. Y. Phones: Lackawana 6976 & 2063.

Vol. IV, No. 19. Whole No. 97

February 2, 1924

15c. per copy, \$6.00 a year

How to Calibrate Your Set for All Broadcast Waves

By Brainard Foote

HOW many times have you said, "Golly, here's a new station opening up on 285 meters tonight! Wish I knew where to find that on my set." Or perhaps it was this way: "Piano solo all right, but the paper says there are three pianos going right now somewhere around 325 meters. Wish I knew that station's wave length and I'd know just who it is!"

Ever occur to you that it is possible to know just what wave length your set is tuned to for each adjustment of the dial? And did you know that you needn't borrow an expensive wave meter to perform this calibration because the very broadcast stations you have been hearing day in and day out offer the simplest and surest method for determining the wave length at every degree on the dial?

Of course, in order to take best advantage of the scheme to be suggested, it is necessary that the set be one which has at least one tuning control which is always set the same for the same station no matter where the other dials may be. A single circuit set is one where this holds true, provided nothing happens to the antenna. The very best type of receiver for the purpose is a set using the "untuned" antenna system, for with such an outfit, there is but one tuning control and one regeneration control. The neodyne, also, may be accurately calibrated by the method shown, as well as any other form of radio-frequency set, using loop or outside antenna.

Where the receiver is loose-coupled, the best position for the coupler should be found and left alone, so that any adjustments of the coupling will not throw off the setting of the secondary dial. The dial which tunes the grid circuit is the best to select for the calibration.

First of all, procure a sheet of graph paper something like the style illustrated herewith. It may not be exactly like it, but that matters not, just so long as it is divided into "tens" in some way. A heavy line at every tenth helps the eye quickly to locate the various points. Besides this a "French curve" is wanted, and this may be obtained very cheaply at any architectural or artists' supply house. A pencil may be used to draw the lines on the sheet, or, if one is a bit

more fussy about the appearance, the regular ruling pen and Indian ink should be employed.

Now comes a part which will take a little thought. Since the entire sheet of commercial graph paper is covered with "squares" the horizontal and vertical axis upon which the dial settings and wave lengths are marked had best begin one or two large squares from the bottom and one or two in from the left margin. Lines are drawn to correspond with the lower and left-hand lines of the accompanying figure.

In selecting the scale, remember that it should be as much spread out as can be in order to permit of greater accuracy. Since the dial has 100 divisions (as a rule) there are to be ten large squares on the sheet, with each heavy line running vertically marked 10, 20, 30, etc., as indicated. These represent the dial settings, and the setting 23 is quickly found by first looking for 20 and then counting over to the right 3 small divisions.

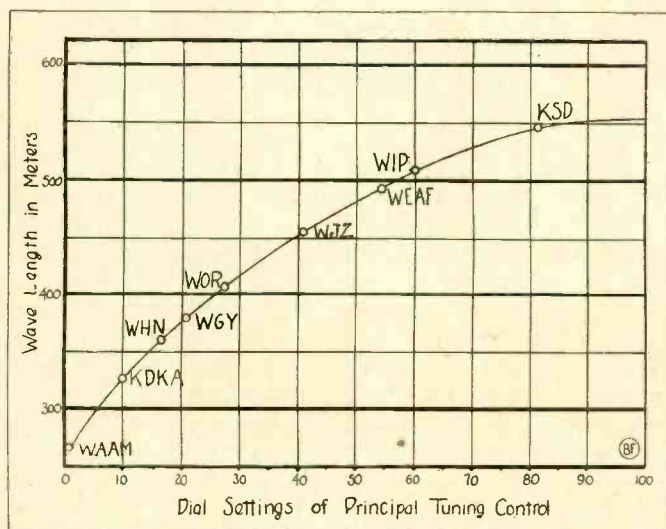
Next come the wave length locations, and inasmuch as the usual scale is between 250 and 550 or 600, the vertical axis is divided accordingly. It will usually crowd the scale too much to select each small unit as 10 meters, and it is probably best to double this and to choose two small units for 10 meters—the two units corresponding to the one unit shown in the drawing.

The next part of the calibration consists in listening in on the set and making a list of the secondary dial readings for local and perhaps one or two DX stations pretty well scattered over the range. Those made for the accompanying graph were as follows:

WAAM	0 263 m.	WGY	20½ 380 m.	WEAF	54 492 m.
KDKA	10 321 m.	WOR	27 405 m.	WIP	60 509 m.
WHN	16 360 m.	WJZ	41 455 m.	KSD	81 546 m.

And alongside each dial reading for the above stations, write down the wave length of the station—something any one can find out from a glance at RADIO WORLD's Broadcast List. Now we're getting down to business. Make a dot

(Concluded on next page)



Illustrating how a chart of the dial settings of a receiver can be arranged to simplify the tuning of new stations.

No SOS from NERK—"Shenandoah" Radios "Under Control"

By Carl H. Butman

(Copyright, 1924)

ALTHOUGH the 300-watt radio transmitter on the "Shenandoah" was disconnected and wet when she tore loose from her mooring mast at Lakehurst, N. J., last week, Gunner J. T. Robinson, in charge of radio, had his set connected, dried and working within an hour and sent out a reassuring message to the Naval Air Station.

While the "Shenandoah" was undergoing her mooring tests, her 300-foot aerial was also being tested for capacity, inductance and resistance, according to Gunner Robinson, who was aboard on the wild night trip. The radio apparatus was disconnected and replaced by testing instruments to ascertain the efficiency of the present aerial, in anticipation of installing the newly designed 1,000-mile set now building at the Naval Radio Laboratory at Bellevue, Md.

When the former ZR-1's nose cap gave way, officers and men jumped to controls, engines and ballast releases, but Gunner Robinson, in his radio shack in the control car, sprang to his set. Tearing loose voltmeters, ammeters and other testing instruments, he began hooking up his transmitting and receiving sets, so as to establish communication with the home station. But he found his apparatus was wet from the driving rain and had to dry it all out before he could use his 'phones or key. In less than an hour he had his set working, but it was not an SOS that he sent, as most sea craft would have been forced to do under the circumstances. Instead, he ticked off a message that the "Shenan-

doah" was under control, which put at rest any fears the navy may have had and allayed alarm among the families of the officers and men.

Out of the silent darkness came a call for NERK, the "Shenandoah's" radio call. It was WOR, at Newark, giving him his first position report, verified later by Lakehurst. The navigators then knew where the gale was driving their ship.

"Communication was then good for the remainder of the trip," says Gunner Robinson. "We kept the base well informed and they gave us weather data," he adds summing up his brief description of an unprecedented experience fraught with great danger.

It is evident that radio had considerable to do with the remarkable navigation of the aerial cruiser, in advising of her safety, and in bringing in reports from her base. The reports from NERK came through especially well, as the air had been cleared for this mobile station, which proved indeed mobile.

The old set, now almost historic, will soon be replaced with long distance and medium range transmitters, ultra modern receiving sets, and a radio compass for use in the Arctic explorations. The designers are far from disappointed, however, as the old set functioned well after being hooked up while en route on the night cruise of the "Shenandoah."

(Concluded from preceding page)

or small circle in pencil at the point where the dial setting line and the wave length line for each station intersect. For instance, we have WHN at 16 on the tuning dial and 360 meters. Running up the "16" line and across the "360" line until the two cross, we make our dot or circle. The same thing is done for all the stations and the dots will be found to form a smooth curve, usually bending over at the right somewhat in the style shown in the figure. Different types of variable condensers will give various types of curves.

Draw the curve next. Place the French curve along the dots, endeavoring to make the line pass through as many of them as possible. If there are one or two dots a little off, never mind, but *average* the location of the curve so that a dot a bit off on one side will be offset by another one off on the other side of the line. A sharply tuned receiver will enable the settings to be found with great accuracy, especially on the shorter wave lengths, and the curve may then be run with ease. Remember—the curve *must* be smooth.

Several applications of the French curve may be necessary before the complete line is drawn, for the curve may not be large enough to take the whole business in at once. When it is laid out carefully in pencil, it may be inked in. It is not necessary to show the positions for the local stations as has been done in the figure, but these may be put in if one so desires.

Our curve is now finished and ready for use. It should be pasted on a piece of cardboard and hung near the set. Suppose there's a new station, KZYX, coming on the air tonight, and the wave length reported in the paper is 348 meters. At 8:30, the scheduled starting time, let's tune the set to that wave length and see if we can't tack KZYX on to our DX list, which already looks quite imposing.

Where shall we tune for KZYX? Well, we'll find 348 meters on the vertical margin, and follow this line across till we strike the curve. Whatever vertical line happens to "hit" the curve at this point we follow downwards and find out what dial degree corresponds with it. 348 meters we then discover to be just a little short of 15 degrees on the tuning dial. How much better this is than aimlessly "fishing" around. Perhaps the station isn't exactly on 348 meters despite its published wave length, so we'll hunt between perhaps 13 and 18 for KZYX.

Then there's another angle to the situation. Suppose we have picked up a station exactly on 26 and hear the first two letters of the call, but miss the rest. Suppose the announcer manages to say "CK—" before something else butts in and drowns him out. Ordinarily we'd have but slight idea how to even guess as to the station's call letters, but now we have a real clue. Consulting RADIO WORLD'S Broadcast List we look among the CK—stations for the wave length corresponding to a dial setting of 26, which is 400 meters. Luck is with us, for we find only one CK station on 400, and that is CKCR, St. John, N. B., Canada. Looks as though we might add another call to the list, doesn't it?

Dial settings really mean something, but in order to find out what they mean and to derive some real benefit from them, the curve is a wonderful silent partner. As time goes on and we desire perhaps to improve the accuracy of the graph, it is merely a question of adding some more calls to the list, getting their dial settings, and placing more "dots" on another graph sheet. The more points there are on the sheet, the more accurate will be our curve, although it is best to bear in mind that the reliable stations which have been transmitting for a year or more are quite accurately adjusted to their correct wave lengths and therefore furnish the best standards for the calibration.

An Extremely Low Cost Receiver

By C. Whitz, Consulting Engineer

QUITE recently a friend asked me just how simple and inexpensive a radio receiver could be made and still be reliable. He informed me that he wanted to try out a radio receiver that would bring in the distant stations and still not cost very much. While it is true that there are a lot of regenerative radio sets that claim simplicity, many have found that these sets are either critical on one or two controls or are not what can be generally classed as reliable. In my opinion a reliable set is any set that can be put together by a novice who has enough knowledge to follow the diagrams and will work satisfactorily

thick coating, thereby cutting down the efficiency of the winding and really making a good condenser out of a coil that should be a good inductance. The wires should be wound tight on the tubing and the end connections should be securely locked by drilling two small holes in the tubing and wrapping the end wire through these holes several times until it is solidly anchored.

The coils "G" and "H" are both wound on the same size radion tubing with the two windings spaced as illustrated in Fig. 2. The coil "G" has 60 turns of wire untapped, and the coil "H" has only 10 turns, untapped. The coil "F" is wound on a 3" section of a size larger (in diameter) tubing and has 42 turns in all with taps for switch points at every sixth turn. Although the exact diameters of the two tubes are not critical values, it is advised that the inner tube be 3½" in diameter and the outer 4" in diameter. Any two sizes of tubing having approximately these diameters and which will slide into each other will suffice.

While the illustration, Fig. 2, shows the 4" tube located in the middle over the coil "G" in order to allow space for easily illustrating the coil "G," in the actual construction it will be of advantage to place this outer tubing with its end flush with the near end of the coil "G" tube, which is the inner tube. By so placing this tube, the marginal space on each tube can be employed to securely fasten the two tubes together by means of two or three brass machine screws and nuts, evenly spaced around the circumference.

The leads and taps from the middle coils in the detailed diagram showing the tuning unit assembly are so marked that they may readily be identified in Fig. 1. When mounting this tuning unit on a panel see to it that the switch points for the taps from coil "F" are directly in front of these taps. This makes the shortest possible connection from the points to the taps and

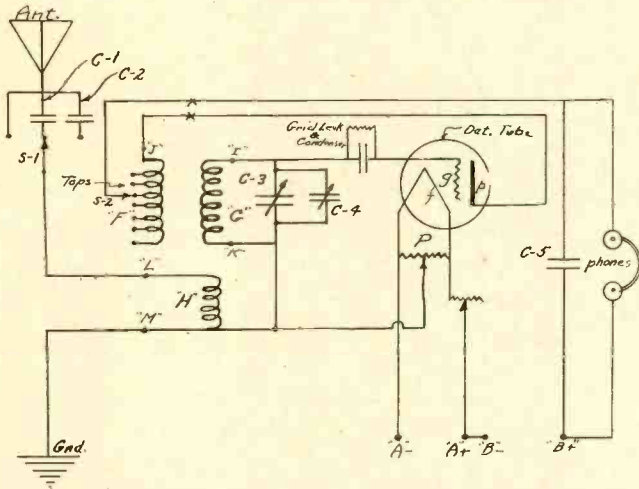


Fig. 1. A receiver which, due to the peculiar construction of its inductance, is selective and as the tickler feed-back is tapped can be controlled easily without causing it to "spill over." Fixed coupling is used throughout for simplicity of control.

right "off the bat," or can be made to work so by a simple operation.

On investigating the cost of a receiver one will find that variometers, variocouplers, and condensers form the major expense of the parts. If a set can be designed to use no expensive parts, then such a set would be very near the ideal to build at home. I do not in the least mean to say that such an outfit would represent the best type of receiver to be had, for such is not the case; but it would represent a good receiver for the average fan who wants something constructed easily at home.

There are only three main controls on the set described herewith. Tuning is accomplished by means of a variable condenser shunted with a small vernier condenser for fine adjustment, and volume and quality are controlled by the switch arm S-2 together with the potentiometer P. So smoothly can this receiver be tuned and adjusted that with little experience, long distance results can be readily obtained.

The general connections of the apparatus are shown in the diagram Fig. 1. In reality the circuit is nothing more than a special type of coupled circuit regenerative receiver. Instead of using variocouplers, an especially designed tuning coil is employed. This coil can be readily wound at home with little or no apparatus or tools. The wire used on all three of the coils comprising the unit is No. 22 DCC magnet wire, and no shellac or other binder is used to hold these windings tight. The use of shellac for this purpose is very bad because the novice often exceeds the safe limit in its use and literally plasters the coils with a

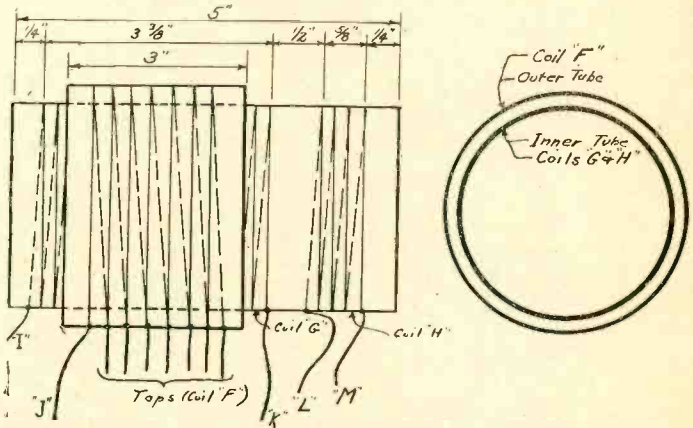


Fig. 2. Diagrammatic illustration of the construction of the three coils which form the antenna, secondary and feed-back inductances of the receiver described herewith.

greatly increases the efficiency of the tuner. The movable plates of the condensers C-3 and C-4 must be connected to the ground side of circuit. The wiring must be laid out as compactly as possible, which will not only mean less space occupied by the receiver but a better receiver. No shielding is recommended. Since the shafts of the main tubing controls C-3 and C-4 are attached to ground an extremely small amount of body capacity effect is noticeable. If, however, you should desire to shield this set just place a small circular ring
(Concluded on next page)

Radio in the Canal Zone "Battle"

WASHINGTON, D. C.—There is a "battle" raging off the Atlantic entrance to the Panama Canal. If you listen in you may pick up code press reports from the great Naval radio station at Balboa, giving details of the simulated conflict between the Black enemy fleet and the Blue defensive force now engaged. If you cannot tune in, you can at least read of the efforts of the Black fleet in the Atlantic to keep the Blue Pacific fleet from coming through the canal to join the Blue Atlantic force and defend the Gatun locks, as reported by seventeen correspondents at "the front."

Military and naval experts believe the joint maneuvers, which continued during the past week, will have material effect in determining the future land defenses of the Canal Zone. The war game is being worked out, not alone for practice, but to learn how well our present fleets and land defenses can protect the zone in time of actual war. It is believed that radio will play a material part in any form of future warfare in the region, and certainly it will prove an important aid in the present maneuvers, particularly in bringing the Blue forces together, in spotting gun fire when contact with the enemy fleet is secured, and in communications between sea and land forces, as well as with their air auxiliaries.

Uncle Sam is properly proud of his radio equipment in the Canal Zone, particularly of the gigantic 100 KW, CW arc transmitter located about midway in the zone, on the hills near Darien, but operated by remote control from Balboa, the control plant. NBA, as the Balboa station is recorded in radio call books, is no newcomer, but is a real old timer, having been established next after NAA, at Arlington, the navy's first high-powered station. From the aerial, mounted on three 600' towers, spaced 900' apart, to eliminate absorption losses, this station at Darien transmits over 2,800 miles to radio central in the Navy Building at Washington directly. It is over this circuit that official dispatches and as many press reports as can be

handled were received from the "battle front," for distribution to the several papers and press associations by wire.

Essentially, however, this station is not established to handle commercial or press traffic. It bridges the distance to the Capitol for another purpose in peace and war. It provides a vital circuit for official communication between governmental officials and military and naval officers. Auxiliary radio sets make possible instantaneous communication between the Atlantic and Pacific canal terminals, and ships and aircraft of the navy on opposite coasts, as well as with Gulf ports, Porto Rico and the West Indies. A dead spot makes communication with California stations difficult. In time of war, naval officers say the blockading or capture of the Panama waterway would be one of the primary objects of the enemy, and in such an event, radio would comprise the one available agency for effectually co-ordinating the activities of all the canal defenses.

The listed range is 3,000 miles, but the messages sent from the big set reach Constantinople, Southern Australia, and Montevideo. Besides the high-power arc set at Darien, there is also a 5-KW spark set. A 10-KW tube set will soon be installed, and eventually other improvements will be made. At Colon, NAX, two other sets are in operation; one a 5-KW spark set and the other a 3-KW tube set. These, together with a new TD set of 750 watts, communicate shorter distances and with ships at sea up to about 500 miles. All reception is handled at Balboa, some distance from the transmitting stations, permitting duplex operation, Balboa serving as radio central. Two other Army sets are in operation at Colon and Darien, used chiefly for communicating with military and naval aircraft, but one of these may be used for broadcasting, it is understood. The radio defenses of the canal, it is pointed out by experts, are exceptional and so far have proven efficient. The present maneuvers, however, may show that improvements are necessary.

(Concluded from preceding page)

of copper foil immediately in front of these two condensers and attach it by a wire to the ground terminal of the receiver.

The constants for the other parts used in this set are as follows: The condenser C-1 and C-2 are fixed mica condensers having the respective capacities of .00025 mfd. and .0005 mfd., while the mica condenser C-5 has a capacity of .0025 mfd. The two variable condensers C-3 and C-4 are the main tuning controls of the circuit and should be a high grade standard make of condenser. The condenser C-3 is an 11 plate condenser, and C-4 is a small two-plate variable used for fine adjustment. Primarily, this receiver is designed to operate with the new dry cell UV199 or C299 tube, and therefore a 30 ohm filament rheostat is needed. The grid leak and condenser must be purchased to fit the recommendations of the tube manufacturer for the particular type of detector tube used.

The operation of this receiver is simplicity itself. After lighting your tube see to it that your "B" or plate battery is connected in with the positive side towards the plate as indicated on the diagram (Fig. 1). Connecting the antenna and ground leads to their respective terminals on the receiver, place the switch arm S-1 on either one of the three taps and slowly adjust or change the taps on "F" by means of S-2, starting at the tap which cuts in the smallest number

of turns. If your potentiometer, P, which has a resistance of 200 ohms or more, is placed at one of the extreme positions you will notice a rather sharp click as you pass from one particular tap to the next. This click is an indication that the detector tube has jumped into oscillation or "spilled over." Although this set does not radiate as much energy as the average single circuit receiver owing to the fact that it is a double circuit tuner, it is not kind to your next-door friend to allow your tube to "spill over," since this will cause whistles and generally upset the ether in your neighborhood. If your set does not "spill over" as described, then reverse the plate tickler leads at the points marked x x in Fig. 1.

Tuning is accomplished by turning C-3 and C-4 after the tap next to the "spill over" tap has been ascertained. To increase the signal volume try retuning and changing the tap on the switcharm S-1, then using the next higher tap on "F," being sure to place P at the mid position first. Now slowly move P toward first one end position and then the other and note which direction gives the better tone and volume. This operation should be continued until maximum quality and volume are obtained. It will be necessary to slightly readjust C-3 or C-4 to put the final finishing touches on the tuning. After very little actual tuning experience you will discover that certain taps on S-1 and S-2 will give best results for certain wave lengths.

Amateur in Porto Rico Communicates with States in Two Minutes

SAN JUAN, Porto Rico.—Anxious to obtain daily reports regarding the condition of his daughter who was ill in New York City, where she had been sent to attend school, Luis Rexach, a contractor and builder of this city, succeeded in establishing desired contact with the United States by means of his amateur radio station. A letter would require fifteen days and the condition of the cable service at the time was such that it required three days to get a reply.

"Last spring I found it necessary to send my five-year-old daughter to a school in the United States, so that she should properly learn the English language," said Mr. Rexach.



(C. International Newsreel)

William Baudondistel, 547 Tenth street, Brooklyn, N. Y., who was the winner of the four-tube receiver given as a first prize in the Christmas Seal Contest. He gave the greatest number of correct answers to the questions governing the contest, thus winning the receiver.

"Recently we were advised that the child had suddenly become sick and her condition was serious; the fact that she was born in the tropics and unaccustomed to a cold climate making it worse for her. We decided to try amateur radio.

"At various times I had communicated fairly regularly with amateurs in the southern part of the States, but seldom with New York as the interference at that end was terrific. However, H. H. Carman, an amateur at Freeport, L. I., said he could copy my signals at any time. He willingly offered his services and we at once made a nightly schedule.

"Exactly 10:30 P. M. every night I would call 2EL and he would always come back with the courteous




(C. International Newsreel)

"Jolly Bill" Steineke, the radio cartoonist of WOR, Newark, N. J., and "Chief," his ethereal canine pal. Fans know and appreciate "Bill" but few have had the opportunity to see "Chief," who occasionally puts in a good word or two over the air.

'QTC? QSA QRV GA.' He would then telephone direct to the child's residence and inquire how she was getting along. He transmitted the information to me immediately. Frequently it required less than two minutes to obtain a reply as I used to stand by until he called again. If amateur radio should do nothing else for me in my whole lifetime, I will always feel that my debt to my fellow amateurs and to the American Radio Relay League, can never be fully paid."

German Broadcasting

BY means of propaganda, German radio manufacturers are endeavoring to encourage the public to protest against government restrictions on broadcasting. Official restrictions have impeded the popularizing of radio telephony in Germany, it is reported by Attache Her-




(C. International Newsreel)

Dr. James Harris Rogers, famous for his underground and undersea radio reception and transmission experiments, in his laboratory at Hyattsville, Md., listening to broadcast signals from a conch shell loud speaker. In all his experiments Dr. Rogers uses a loop suspended in a copper encased well under his laboratory.

ring at Berlin, although, he says, the commercial development of radio communication in Germany is approaching a competitive character. At the Leipzig Fall Fair, a program was broadcast from Berlin on a 2,500 meter wave length and was successfully picked up in Leipzig, a distance of 93 miles.

Italian Radio Regulations

FROM Rome comes word that the Minister of Posts and Telegraph will delegate the right to license relative receiving stations to transmission concessionaries. Private receiving stations will pay an annual tax of 50 lire, but a surtax is imposed on stations receiving stock exchange and market news. It is also possible to raise the tax on foreign-built receiving apparatus to 300 lire per annum. By a decree issued last June, those who intercept and divulge official messages



(C. Foto Topics)

Transmitter panel of Station 2 GR, owned and operated by John M. High, Jr., Riverdale, N. Y. The entire transmitter is remotely controlled, and its operator can talk from several places around the house, switching being done by means of magnetic relays.

are liable to imprisonment up to five years.

Radio in Chile

A "CONCESSION" to erect and operate a wireless station, and corresponding receiving stations, for a period of thirty years to Messrs. Errazuris Simpson and Jose De La Taille, and Siemens Schuckert, Ltd., has been announced by the Chilean Government. A novel feature of the contract, so far as Chile is concerned, is the provision that "any difficulty or claim arising from the concession shall be definitely settled by the Chilean authorities or courts, without the intervention of foreign diplomats or officials."

A Handsome Home-Made Radio Cabinet

By E. E. Gibboney

IN the picture herewith readers of RADIO WORLD will recognize the panel layout at the right as that belonging to the Federal Type 61 receiver. The panel at the left is a hook-up of my own. It consists of a home-made wave trap built at the top of the panel, and a voltmeter underneath for quick reading of "A" and "B" battery voltages.

The cabinet in which the receiver and other panel is arranged is an idea of my own. And, I might add also, built entirely by myself, including the staining and finishing of the woodwork. At the left of the cabinet I have my "A" storage battery and charger in the bottom compartment and have a shelf built in the same side, about 10" from the



Extremely neat and attractive cabinet built by Mr. Gibboney for his receiver. An arrangement of this sort enhances the sport for the man who likes to consider his receiver as a useful piece of furniture.

top which gives ample room for my "B" batteries. I have the storage "A" battery and charger hooked up with

two switches, one a double-pole single-throw snap switch which cuts in and out the 110 volt house current of the charger, the other a double-pole double-throw switch with my battery leads hooked on in the middle, my charger leads at the bottom and my leads to the receiver taken off of the two top terminals. In this way, when the switch is up my "A" battery is connected to the receiver. Then by simply throwing it down and snapping the other switch my battery is on charge. It is so simple that the battery can be placed on and off charge without moving out of your chair in front of the receiver.

Another important item also is the fact that by using the double-pole double-throw switch, it becomes impossible to place the battery on charge while the battery is connected to the receiver. And, by the way, a good many months ago I learned that this very thing did not pay. In fact, I learned it to the tune of buying five new vacuum tubes, when I accidentally flipped my charger on while the battery was hooked to the receiver.

But to get back to the cabinet. On the other side of the receiver (right) I have my loud speaker housed. It is not a built-in loud speaker but one of familiar make. In building the cabinet I made the compartment large enough to take the loud speaker very readily and left space enough to place my magazines, books, spare tubes and tools all hidden from view. Directly in front of the receiver you will note a glass top on the arm. In reality I built this up as sort of a desk pad with a glass top and beneath the glass top I have a record of each station I have received with the set. This record to date covers 95 stations, from 34 states, three Provinces in Canada, and PWX and 6KW, Cuba.

The cost of constructing this cabinet is surprisingly low, the whole affair not costing me over \$50.00, which includes everything. If any RADIO WORLD readers would like to construct a similar case and will furnish me with the name and exact size of his panel or panels I will be very glad to send him a piece bill of the material he will require. He can then have it cut out at any woodworking establishment.

To Broadcast Records in the Making

WABU, the new Victor Talking Machine broadcasting station at Camden, N. J., will soon give the public an opportunity to hear phonograph records in the making. That is, radio fans will be permitted to hear original records before they are released. When famous vocalists or musicians are about to perform for the reproduction on master phonograph records in the studio, a microphone will be placed alongside the recording apparatus and as the artist renders his piece for record the radio fans will hear it over the air.

The Columbia Graphophone Co., through co-operation of the A. T. & T. Co., and Station WEAJ, will also start broadcasting new records soon.

This system is likened to "first nights" at operas and theatrical productions, seats at which are always sold at a premium or distributed to the elite and members of the press. By means of radio broadcasting, fans will now be permitted to hear new records before they are put on the market. It is a unique feature, welcomed by all receiver owners who await the advent with pleasant anticipations.

Radio Facts

IN an address recently delivered before the East Side Y. M. C. A. Radio School, New York City, Pierre Boucheron, advertising manager of the Radio Corporation of America, demonstrated the opportunities in the radio field today by quoting many interesting facts, of which the following is a summary:

- 563 licensed broadcasting stations in the United States.
- 3,000,000 radio receiving sets in this country.
- 10,000,000 listeners.
- 250,000 persons directly or indirectly connected with the industry.
- 3,000 manufacturers of radio supplies.
- 1,000 wholesale distributors and jobbers.
- 25,000 retail dealers of all kinds.
- 1,000 newspapers which carry radio programs and radio news columns.
- 3,000 country weeklies with radio sections.
- 30 radio periodicals.
- 50 magazines carrying radio sections.
- 250 popular and technical books written on radio.
- 7 radio trade papers.
- \$175,000,000 estimated expenditures by American public during 1923 for radio material of all description and make.

Good "DX Getter" of the Reinartz Type

By Leroy Western

WHILE the standard single-circuit tuner using a variocoupler for both tuning and regeneration has proven quite satisfactory both for local and long distance reception, there are many drawbacks to its extensive use, among them being lack of selectivity and the ease with which the set oscillates. This latter characteristic of the set renders it impractical for use in congested districts as radiation takes place quite readily, thereby causing interference with nearby receiving sets.

The circuit diagram herewith has many advantages as compared with the above mentioned tuner. In the first place, it will be noted that it is inductively coupled and not conductively coupled as is the case in a single circuit tuner. In the first place, this means that radiation will be much weaker. Of course, some will speak up at once and say that signal strength will be cut down because of the losses in transformation. True, signal strength will be cut down somewhat, but not to any appreciable extent. What little strength of signal is lost will be made up for by the increased selectivity and the freedom from interference. This circuit might also be likened to the original Reinartz in that regeneration is performed through a capacity feedback. This has many advantages, most of which will be obvious once the set is put into operation.

In the actual construction of this set, a standard variocoupler was used in connection with a small extra coil, L, shown in the diagram herewith. This coil was wound as follows: The core consisted of a radion tube, 3" in diameter and there was wound thereon 45 turns of No. 20 DCC wire. Taps were taken off every five turns for the entire length and they were connected to switch points. The switch arm was then connected to the grid leak and condenser and also to one end of the coil. The other end of the coil was connected to the rotor of the variocoupler. The switch arm was also connected to a .0005 mfd. variable condenser which in turn was connected to the plate as shown. The other connections are all clearly indicated in the diagram. In the writer's opinion, although he has never tried it out in actual practice, a loose coupler with a tapped secondary could very well take the place of the variocoupler and the external tapped coil. In this case, connections would be taken from each end of the secondary, and the switch arm would be connected in the peculiar manner mentioned above and illustrated herewith. This would render the entire tuner with the exception of the variable condenser self-contained and no extra coil would be necessary.

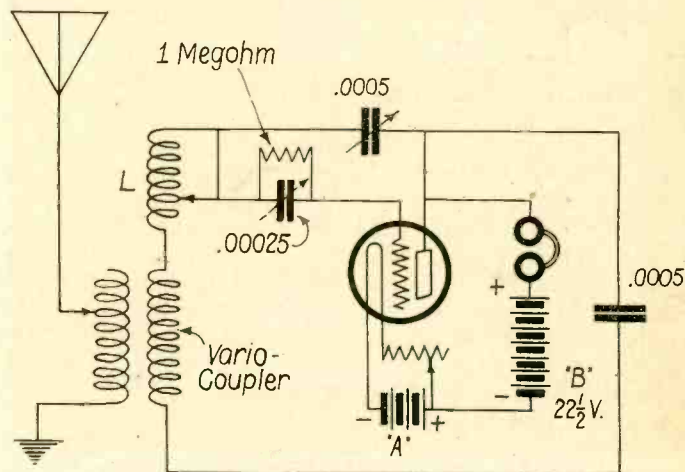
The tuning of this set is very simple and once the knack is obtained stations may be brought in at will by returning to the same settings on which they were last received. Of course it is possible to receive any one station on different combinations of settings on the tuner and all these positions must be tried until the best one is found. After learning to tune this set, a chart can very readily be made showing the various settings for certain stations. This will assist in locating them whenever desired.

The tuning is as follows. The switch arm is set on the second tap and the rotor turned throughout its range. If nothing is heard, set the arm on the third point and go through the range of the secondary again. This is continued, moving the switch arm one point at a time until the signal is heard. During this procedure the switch arm on coil L should be set at

about the center tap. When the signal is brought up to its maximum strength by means of the variocoupler switch arm and the rotor, the switch on coil L is turned to the right or to the left until the signal is heard at its greatest volume. At the same time, the variable condenser connected between the grid and plate should be varied and it will be found that regeneration will be accomplished, building up the signal strength to a considerable extent.

The tube used in this circuit should be of the detector type. The writer found that a VT1 with 67½ volts on the plate gave excellent results and a surprising number of stations were logged. Of course, the dry cell tubes or in fact, any detector tube may be used with very good results. The "B" battery voltage should be varied until the best working point for that particular type of tube is found.

Upon experimenting, it is sometimes found possible to eliminate the .0005 mfd. fixed condenser shown in the diagram. This very often assists in reception and



Capacity coupled receiver which is selective and easy to operate if properly constructed.

the circuit should be tried both with and without it, the results being noted and the circuit should then be used in the manner found best.

The value of the grid condenser was found to govern the action of the set considerably. Therefore, a .0005 mfd. variable condenser was used so that it could be varied at will. If the builder does not happen to have such a condenser on hand, a .00025 mfd. fixed condenser may be used as shown in the diagram. This, however, will result in decreased efficiency and for very best results, particularly in "DX" work, the grid condenser should be variable.

Radiation Interference Committees Meet

A JOINT meeting of the Engineering Committee and the Publicity Committee, appointed by the Radiation Interference Conference on January 16, was held at The Engineers' Club, New York City, on January 24. Methods of attacking the problem in hand were discussed at considerable length and a plan of campaign was adopted. Letters commending the appointment of the two committees were read and other correspondence emphasized the importance of the work that has been undertaken. Enthusiasm marked the meeting.

Erratic Distribution of Radio Sets on Farms—Educational Campaign in Order

By S. R. Winters

THE county agricultural agent in Nicholas County, West Virginia, who figuratively raked the entire rural area with a fine tooth comb and found only one radio-telephone receiving set, built and operated by a boy, and the agricultural agent in Saratoga County, New York, who enumerated 2,500 wireless receiving outfits on farms, suggests that the use of this medium of communication in the countryside is like a freakish tornado—it hits in spots. A survey recently completed by the United States Department of Agriculture through its agents afield indicates that there are 39,869 radio-telephone receiving instruments in 780 counties but their unequal distribution puts the law of averages to naught. (See illustrations on page 17, this issue.)

While there are 2,500 wireless outfits on farms in Saratoga County, it is estimated that there are only 5,502 receiving sets, all told, in 37 agricultural counties in New York. Similarly freakish is the situation in Kansas, where the estimated 2,054 radio-telephones in rural areas are concentrated in a few counties. Fifty-one counties in Texas report farm ownership of 3,085 instruments for the reception of music and speech. Forty-three counties in Illinois are said to have installed 2,814 receiving sets; 26 counties in Missouri, 2,861 units; 42 counties in Ohio, 2,620 outfits; 40 counties in Iowa, 2,463 radio-telephones. New Jersey, Pennsylvania, Michigan and Minnesota have each installed between 1,000 and 2,000 wireless sets on farms.

Like our present economic ills, the reasons assigned for the uneven distribution of radio-telephones in the countryside are multiple. William F. Johnston, of Cadillac, Michigan, says: "Farmers in this county with 18-cent potatoes as their main cash crop are not yet in the position to take advantage of radio." J. L. Kroker, of Beulah, Michigan, thinks it is incongruous to hope for an expansion of radio-telephony when government radio telegraph stations and radio-equipped boats in Lake Michigan are dispensing "mush," "harmonics," and other forms of interference.

The manufacturers of radio equipment may well take a cue from the prospective buyers of receiving sets in rural communities who are delaying their purchases in hopes of refinements of the instruments and the cheapening of the price. The county agricultural agent of Frederick County, Virginia, writes: "Most of the farmers feel that radio is about to be greatly improved, hence are postponing purchases." A. Walton Litz, county agricultural agent of Savannah, Tennessee, indicates that the tillers of the soil in this area, located 32 miles from a railroad, would like to avail themselves of the advantages of radio but the prevailing prices of instruments are prohibitive. "The cost of radio sets is too high for farmers to invest," wails another county agricultural agent.

The leader of farm thought in Seneca County, New York, blames the present economic conditions for the limited popularity of radio-telephones on farms. The agricultural agent of Kent County, Maryland, writes in a similar vein when he reports "as soon as farmers receive fair returns for labor and investment they will buy sets." "Continued adverse crop conditions, drouth, hail and floods have conspired against the farmers' efforts for so many years that they are in no condition to buy anything that they can possibly get along without," reports C. H. Guernsey, agricultural agent of Custer County, Oklahoma. The

distance intervening between the broadcasting stations and the receiving outfits is a condition held responsible for the limited use of radio in Ellis County, Oklahoma. Cut-over lands, seemingly a strange reason, is blamed for the lack of expansion of radio-telephony in Forest County, Wisconsin. That is to say the farmers are struggling financially in an attempt to develop this area not used to cultivation. A sparsely settled community and a cattle industry suffering from depression are conditions that have retarded radio development in portions of Oklahoma.

The disturbing factors, however, are not overwhelming in these testimonials. E. L. McIntosh, Seneca, Kansas, writes: "I have owned and operated a good radio outfit for over a year and find it to be very practical and valuable. I have run a bulletin board for farmers nearly a year." One county agricultural agent used his radio equipment as a medium for receiving the prices of cotton and in warning of the approach of freezing weather conditions. He suggests a public receiving station, provided with a loud-speaking device, as a means of stimulating interest in wireless telephony. "I hope the time is near when every farmer will be able to have a radio outfit in his house, as no other factor can bring the farmers living in these mountains in better touch with the outside world than a radio outfit," writes J. A. Wolfram, of Webster Springs, West Virginia.

"I think radio is one of the greatest things for farmers that has ever been invented," declares Alfred Tate, of Waterloo, Illinois. "I believe radio is yet in its infancy so far as its value to the farmer is concerned," contemplates Cecil L. McFadden, of Emporia, Kansas, who owns a \$150 wireless receiving outfit. "Is the selling price as low as the production costs warrant," inquires R. S. Clark, of Huntington, Pennsylvania. "If so, its field is almost excluded to farmers of our county," warns this agricultural leader. Amusement is said to be the chief use of radio in Gloucester, Virginia. "Entertainment features, especially music, about all the average farmer cares for," indicates J. W. Jennings, of Lubbock, Texas. Another county agricultural agent in Indiana states that radio will never be used to any considerable extent until there is some regulation as to the wave lengths.

The committee representing the United States Department of Agriculture, consisting of E. B. Smith, chairman; W. A. Wheeler, Bruce Ashby and L. H. Goddard, mailed out this radio questionnaire to 2,212 county agricultural agents. All told, 1,205 made responses, five of them, however, returning the blank in the form in which it was received. Of these 1,200 county agents filing replies, 86 owned receiving sets, 488 had access to such instruments, while 588 were not in touch with this medium of communication. All told 483 of these county agents had received market reports by radio; 330 had not received any such reports, while 386 agents failed to answer this question. Four hundred and ninety-one county agents had heard weather reports by radio; 315 were not so fortunate, whereas 394 failed to respond to this question.

Strange to say, only 715 of these 1,200 county agricultural agents—leaders of thought in the respective agricultural communities which they serve—had positive convictions as to the value of radio-telephony. Here is an opportunity for missionary work by radio manufacturers, namely, converting the 221 agents who did not believe radio

to be of value to farmers. Also it is reasonable to assume that the 264 other agricultural agents who failed to respond to this question are doubtful as to the merits of this speedy vehicle of intelligence in the countryside.

Despite this apparent adverse attitude toward radio on the part of 485 county agricultural agents—representatives of scientific agriculture and leaders in their respective communities—C. B. Smith, chief of the Extension Service of the United States Department of Agriculture and the titular head of this army of farming representatives afield, favors the encouragement of the use of radio on farms as an extension project. His significant statement, which was furnished to the writer, follows:

"We are inclined to believe, therefore, that a reasonable extension of radio receiving sets in rural districts may properly be encouraged by extension forces. Any movement of this kind probably should be through the encouragement of our own extension staffs at the colleges to own instruments. We will then be in position in the light of our own experience to encourage county agents to put in such sets. The county agents will then be in position, based on their experience, to encourage project leaders to put in sets and thus radio will gradually be extended until there will be farmers in practically every community who will regularly be receiving market news, weather service and other information from the colleges and this department which has a bearing on agriculture and rural life, and in addition will be getting from radio a vast amount of satisfaction and entertainment for the farm family from commercial and private sources.

"From the department's standpoint I would say that we are regularly furnishing market news and weather service to all sections of the country. We are also furnishing a substantial amount of information through 'agriograms' brief items on various phases of agriculture and broadcast from many stations.

"Private organizations and commercial institutions as well as the colleges are broadcasting lectures, music and other forms of entertainment. It would appear also that very satisfactory two-tube receiving sets are now on the market at a price of \$75 or less which are capable of receiving messages over very substantial distances.

"Seven hundred and eighty county agents, who made an estimate as to the number of radio receiving sets owned by farmers in their respective counties, reported a total of 39,869. If this ratio holds good throughout the country it would appear that about 145,000 farm families have availed themselves of this means of keeping in touch with the outside world. Seven hundred and fifteen of the agents reported that they believed the radio receiving set has now reached such a stage of perfection that farmers could quite generally find a substantial source of satisfaction through this means of keeping in touch with the world; 221 agents were doubtful as to this, while 264 made no reply."

Broadcasters Like to Know—Have to Know

BROADCAST listeners are taking too much for granted. They hear a program, like it, and then wonder why they never hear it again. The reason is in themselves. The stations do all they can to have the entertainment that most pleases the listeners. What are the listeners doing for the broadcasters? Nothing, unless they at least drop a line or two commenting on the program. If you hear something that you like, say so by mail. A hundred penny postal cards cost just one dollar, and will bring you many dollars worth of the kind of entertainment you want. Broadcasting costs you nothing—the least you can do is tell the men responsible for your pleasant entertainment that you are pleased.

Radio Primer for New Enthusiasts

By Lynn Brooks

B BATTERIES—We have considered in the past the use of batteries for the supplying of the filament current only. There is another important function of a battery in a tube set, which is supplying the necessary high tension for the plate circuit.

In this part of the circuit dry batteries generally are used. They are employed to a greater general extent than are storage cells, although both types may be used. We will consider dry cells first, as they are more easily and handily used by the beginner in radio.

In order to supply the high tension necessary, of course a great number of cells must be used. As every cell of a dry battery will furnish 1.5 volts it need not be a large cell, but one of the small ones, $\frac{3}{4}$ " or smaller in diameter and about 1" or $1\frac{1}{2}$ " long. Amperage is not necessary so the cells can be small. What is needed is voltage and that can be obtained by hooking up a number of them in series.

They are made up in blocks of $22\frac{1}{2}$ volts or 45 volts, both in large or small sizes, the difference being that the large size is made of the larger cells and will of course last longer and give steadier service over longer periods of use.

The larger batteries are generally tapped to allow a variable voltage to be placed on the plate of the detector. This voltage varies between 16 volts and $22\frac{1}{2}$ volts and allows the best operating voltage of a given tube to be used.

The same method of manufacture is used in the cells used in these batteries as in the larger ones (No. 6 commercial) used for filament current. The ingredients are the same, the only difference being that of size. The many small cells are placed in a cardboard or metal container, separated from each other by waxed empire paper, or waxed cardboard and are connected in series. They are then covered with a sealing compound, and the outside is given a generous coat of either bee's-wax or paraffin.

If tapping is to be done, the cells are tapped when they are being connected, and the lugs for the binding posts allowed to project through the top of the sealing wax.


In the better grade of batteries, the outside instead of being heavy cardboard is pressed metal, which offers much better resistance to pressure or chemicals, and gives the added assurance that moisture cannot leak or seep through. The metal covering also adds to the appearance as well as the life of the battery, as it does not allow the moisture of the outside air to get through and corrode the batteries.

Many fans will ask why it is that a B battery, with its low current value, will often outlast many charges of a storage A battery. In the average regenerative detector circuit, the current passed will generally measure about .5 milliamps. on a strong signal, seldom going up above .7 unless an extremely sensitive tube is being used with probably excessive filament current, causing the tube to oscillate violently and passing an almost continuous stream of electrons. It is for that reason a battery which has little amperage and very high voltage may be used. As it has no direct circuit and only passes an extremely small amount, it accordingly lasts a much longer time.

These batteries generally last about four months of good, hard use, and much longer use when not used continuously. Some of the better type have been known to last in service for sixteen or eighteen months before showing any appreciable wear. This, however, is exceptional and should not be taken as a standard. If you get from four to six months' good use from an ordinary B battery, and about nine months' intermittent use, you can be willing to throw it away and purchase others.

RADIOGRAMS

WORLD NEWS HAPPENINGS BRIEFLY PHRASED FOR OUR BUSY READERS



(C. Fotograms, N. Y.)
F. W. Dummore, scientist of the U. S. Bureau of Standards, measuring the transmitted frequency of a broadcasting station. By keeping the stations on their allocated frequency the interference between stations is reduced.

Now that the microphone has made audible the hum of other insects' wings it remains for science only to devise a silencer for the mosquito.—New York Tribune.

* * *

Senator Paul Dupuy, who recently spoke jointly from Station WJY, operating on 500 watts, and WGY, was heard in cities in France, and his speech was received perfectly in Milan, Italy.

* * *

Three hundred and forty-one million electric lamps, or nearly a million a day, were made in the United States during 1923, establishing a new high record for the industry, says the New York State Committee on Public Utility Information. This is 36,000,000 more than were made in 1922, and 6,000,000 more than were made in 1920, the previous record year.

* * *

The British Cabinet having recently approved the final draft of the King's speech, considered whether permission should be given for broadcasting it by wireless and decided that this could not be granted. It was felt strongly by many ministers that the first speech of His Majesty to be broadcast should be on some question of vital national importance, and entirely of non-party character.



(C. Photo News, N. Y.)
The Bedford Branch, Y. M. C. A., Brooklyn, N. Y., has started a radio class for women. J. Peterson, the class instructor, is shown explaining to five interested members of the class the theory of the vacuum tube.

Many a husband of a "loud speaker" is in favor of a "silent night."—The Pathfinder.

* * *

It's tough to be in a crowd of radio and Mah Jong fans when you understand only English.—Brooklyn Eagle.

* * *


John V. L. Hogan, the well known consulting radio engineer, recently remarked: "The present radio situation reminds me of a man deaf, dumb and blind trying to drive a complicated automobile in Broadway traffic."

* * *

In Lewisburg, W. Va., the Lewisburg & Ronceverte Electric Railway Company has installed a radio receiving set in the main waiting room. According to L. S. Davidson, general agent of the company, the radio music has been greatly enjoyed by waiting passengers.

* * *

The results of the Olympic winter sports competition at Cham-onix will be made known to the world by the Eiffel Tower broadcasting station in Paris for announcing the results, and at night a full summary will be given. Two other powerful stations also will give the results. A special corps of interpreters will be employed.



(C. Foto Topics)
Composite photograph showing the effect that the little boy with the "dial twisting habit" and the single tube, single circuit howler is having on the world at large. Mr. Businessman and his family, at home for the evening, expect to enjoy a nice program from the local station. It happens that there is a wonderful vocal program on. Do they hear it? Not if little Willie Distance-on-One-Tube has anything to say. He just turns up his tube and goes hunting, to the evident disgust of the neighbors, whose reception is ruined. When such performances as are nightly being given by the party on the left of the picture cease, then reception will be a pleasure instead of a horror. (Posed through the courtesy of the Equity Players, 48th Street Theatre.)

Advantages of Loop Antennae

By Byrt C. Caldwell

THE time is undoubtedly soon coming when we shall no longer see the roofs of the houses about us strung with wires which lead to some radio fan's set. Outdoor antennae are subject to many disadvantages, which we can put up with today, but which will be too great for the future fan. He will use

With a loop, the directional effect greatly increases the sharpness of tuning. It also helps to eliminate static. The greatly decreased audibility of the loop set also increases the selectivity of the circuit. With a loop, practically no energy is radiated far enough to interfere with other sets. Even today, the person who uses a loop, and who has a fairly powerful set, gets far more satisfaction than does the person with an outdoor antenna. With all this in mind, it is well to understand the operation of the loop in the receiving set.

The loop does not act in the same manner as does the outdoor antenna. While the latter may be considered as a condenser, the loop is simply an inductance coil. The action of the loop may be explained in two ways, both of which seem likely. In the first, we can imagine a large loop, (Figs. 1 and 3) where the distance between the two vertical wires is equal to one-half the wave length of the received signal. When the loop is placed so that the plane of the loop is perpendicular to the approaching wave front, as in Fig. 1, the wave striking one wire first, induces a current in it, which is positive at the top of the wire. The potential is in the direction of the arrows. One

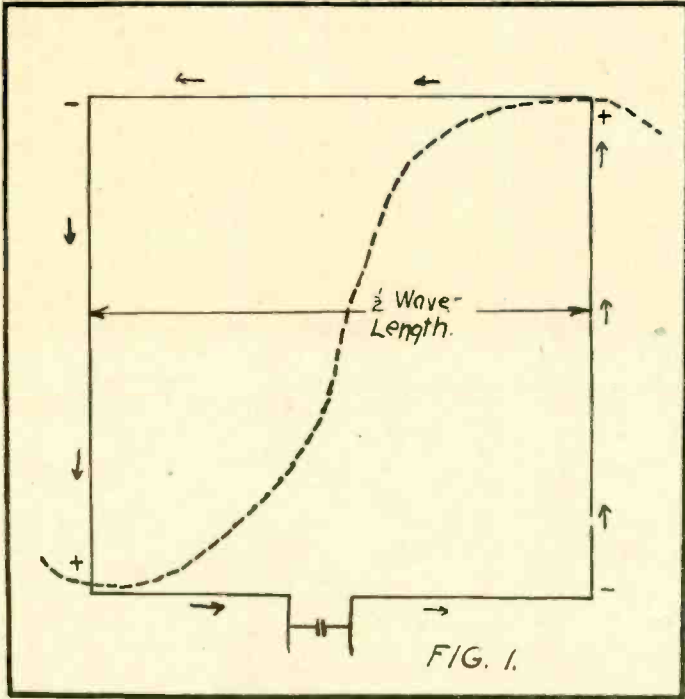


Fig. 1. Diagrammatic illustration of the theoretical explanation of why a loop antenna receives best when pointed in the direction of the transmitting station.

nothing but indoor antennae, and with them he will obtain far better results, with the same number of tubes, as do we with our outdoor aerials. The antenna of the future will probably be a loop in some shape or other. The loop, today, is the most satisfactory of indoor antennae. The future set used will probably be some form of the super-regenerative.

The outdoor aerial has some advantages over the

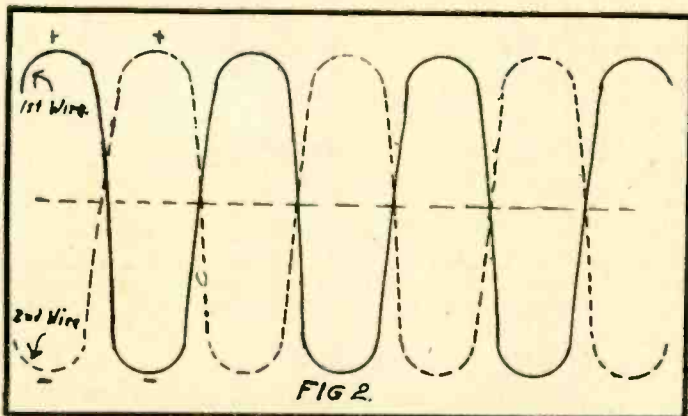


Fig. 2. Curves showing current flow in two wires of a loop when they are placed at an angle of 90° to an approaching radio-frequency wave.

loop, chief of which is its greater efficiency as compared with the loop. It has many disadvantages also. Static is much more bothersome in a set using an outdoor antenna than it is with one using a loop. The great length of some aerials makes sharp tuning a difficulty.

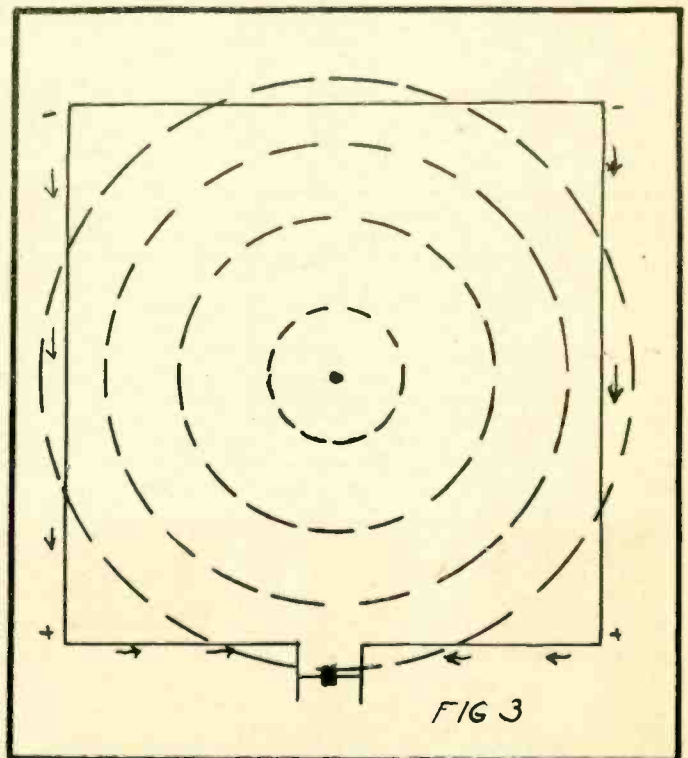


Fig. 3. Field current surrounding a simple loop antenna, when placed parallel to the approaching wave. The currents induced in the wires being of the same polarity, oppose each other, and thus no sound is heard, as no current is flowing in the grid circuit.

full wave length later, the potential of the first wire is again positive at the top, and the wave, advancing, at the same time induces a current in the second wire, but the positive potential is at the bottom. The potential is in the direction of the arrows, and we, therefore, see that, as both potentials are in the same direction, a current flows in the circuit. The curve in Fig. 2 shows the current flow in the two wires. Each wire is alternately positive, and alternately negative, at the ends. The emf's are 180° out of phase, and a current flows. When the loop is placed parallel to the approaching wave front, the wave, striking both

wires at once, induces a positive emf. in both wires at the same time, and at the same end. The potentials then oppose each other, and no current flows. This is shown in Fig. 3. The curve of Fig. 4 shows the emf.'s in both wires. Both are positive at the same time, and so oppose each other.

The second explanation is that the loop acts the

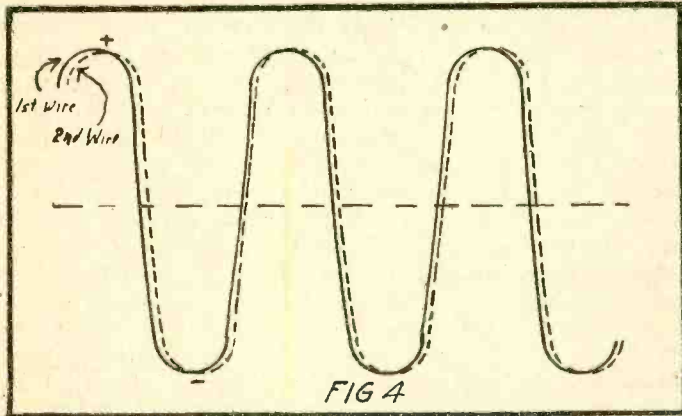


Fig. 4. Curves showing current flow in two wires of a loop when placed facing an approaching radio-frequency wave. The current induced in both wires is the same, inducing identical currents which oppose each other.

same as the rotor in a variocoupler. The transmitting station may be considered as the stator of the coupler. As in Fig. 5, when the loop is pointed toward the station, the coupling is at a maximum and the maximum current flows in the system. When the loop is placed at right angles to this position, the coupling is zero and no current flows.

The dimensions for the construction of a good loop are given in the diagram in Fig. 6. The solenoid type of loop is more satisfactory than the flat type. The dimensions given need not be adhered to, but it should

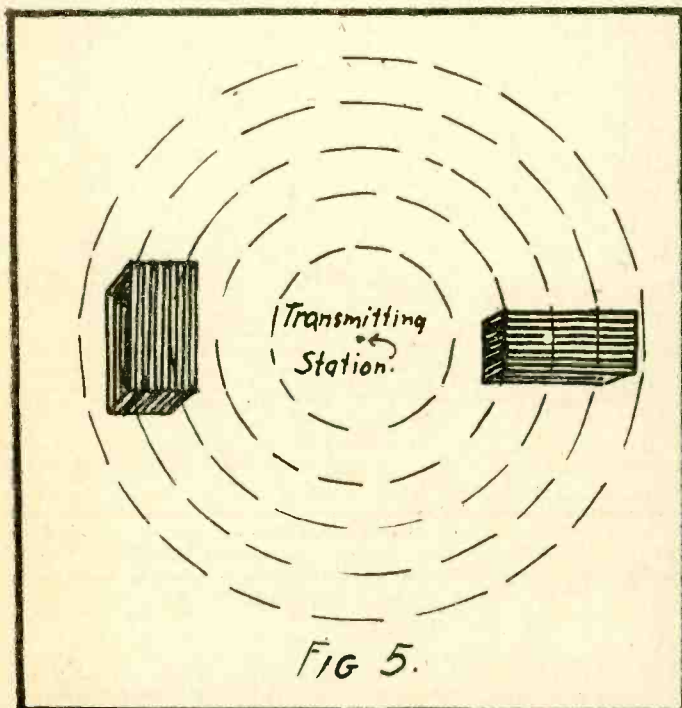


Fig. 5. Schematic representation of two loops in the field of a transmitting station's radio-frequency wave. The one on the left is not in a receptive condition as the current induced in it is nil. That on the right is receiving current at its full intensity.

be remembered that if a larger loop is used, the number of turns must be less. The distance between the wires is quite important. In the loop shown, the distance between each wire should be $\frac{1}{8}$ " and there should be 15 to 20 turns. If the loop is made larger, the distance

between the turns should be greater. The loop may be made so that it can be swung about in different directions. If a pointer is then placed on the loop, and a map of the different stations is used, the fun of radio is increased a hundred per cent. You can point your loop in the direction of the station you want and, if your set is good enough, you will hear him come in loud and clear, and as you swing the loop, he will fade out and other stations will come in.

A loop will not operate successfully with a crystal, unless you are within a short distance of a powerful station. The loop should be used only with a tube set. You cannot expect to receive from as great distances as you can with an outdoor antenna, but the many advantages which the loop possesses, make it well worth anybody's while to dispose of the former in favor of the loop, and if you use one of the super-regenerative sets or one of the reflex sets, it is quite possible to obtain results which equal those obtained on an outdoor antenna, with a plain regenerative set. The days of the outdoor antenna are numbered. Make yourself a loop, and be one of the first to dispose of them.

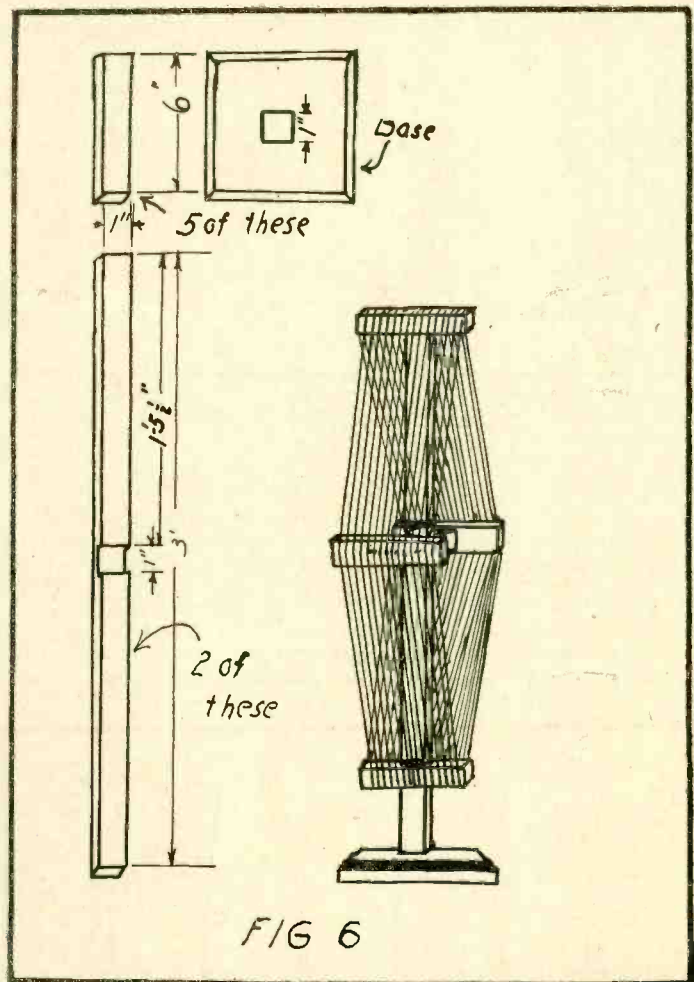


Fig. 6. Diagram of a loop suitable for use on a receiving set. Dimensions for the standards necessary for the building of this loop are also given.

Important to Radio World Subscribers

You will note by the wrapper on **RADIO WORLD** each week that the expiration date is given. If your subscription expires with the issue dated April 1, 1924, this expiration will be designated on the wrapper thus: 4/1/24.

Please keep track of these dates and send in your renewal before you receive the last number on your old subscription, and thus be sure of keeping your file of **RADIO WORLD** complete.

The Radio University

A Question and Answer Department conducted by the Technical Staff of RADIO WORLD for the information and instruction of its subscribers.

Please advise me how to overcome the squeals of another's radio receiving set. My friend has an antenna running at right angles to mine, but at the same time, we cause squeals to each other's receivers. How can we overcome this?—S. S. Schwartz, 710 Broadway, Schenectady, N. Y.

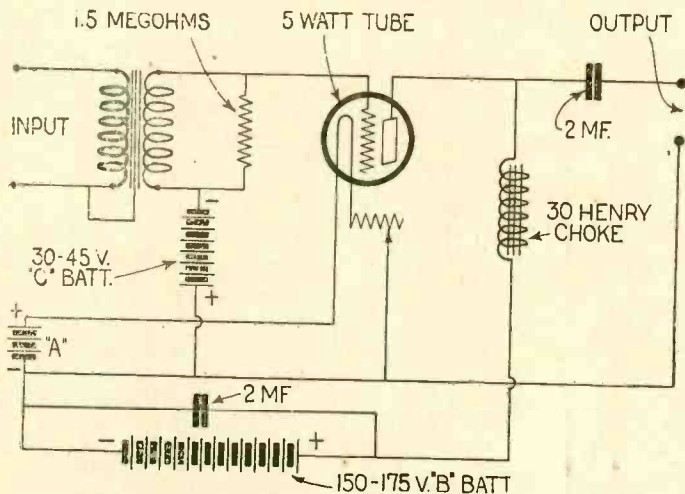
In order to do this, if both sets are regenerative, it will be necessary for both of you to incorporate a form of radio-frequency choke circuit, as outlined in RADIO WORLD for December 8, in the article by C. White, entitled "How to Stop Re-radiation in Single Circuit Receivers." If one only incorporates this device, it will not be of much use, as the radiated wave of another nearby receiver will "beat" on the carrier wave of the transmitting station and cause interference also, so both must use the method.

I desire to build the radio-frequency receiver as outlined by A. E. Herron in a recent number of RADIO WORLD. How should the variometer be connected in the circuit, and what is the best relative location of the apparatus? Do you have to load variometer for high waves? Can a loop be used with this receiver? What B battery voltage should I use on UV199 tubes? Will a 400-ohm

ble lies in extremely broad tuning and a lot of squeals and howls. Can the crowding of the apparatus be the cause? I have two potentiometers, but find that there is only space for one in the circuit. Where does the additional one go? Circuit is their three-tube reflex?—Charles J. Calpone, Bradford, Pa.

For proper spacing of parts, this receiver should be constructed on a panel at least 7x18". A 24" panel would be even better. The crowding of your apparatus is responsible for the trouble you are experiencing. One potentiometer is all that is necessary, and it is an evident mistake that the other one was included. The potentiometer is placed across the filament leads of the first tube. Remake your set, using a larger panel, and allowing ample space for all the apparatus. Do not crowd it.

Would adding one stage of audio-frequency to a three-tube reflex receiver hurt the working of the circuit? If it is added should I use the UV200 or the UV201A tubes. What is the best loud speaker for operation on a reflex circuit? What causes a rattle in an ordinary talker made of a loud talking phone unit and a phonograph



A single tube power amplifier which may be used as a third stage of audio-frequency amplification. Circuit published in answer to query of L. Getz.

potentiometer work as well as a 200 ohm one? Is shielding necessary?—W. E. Beckham, Badin, N. C.

The variometer is connected between the plate-grid side and the B plus of the battery. There is no location specified—experiment and find out. It is not good practice to use a set of this type for long waves, and should not prove necessary, as no broadcast stations are now working over 600 meters. A loop may be used. 90 volts. Yes. No. We cannot answer your other questions, as they refer to competitive apparatus sold on the open market. Needless to say the best is always the cheapest, and circuit diagrams always come with most of them, showing the way they should be connected properly.

In RADIO WORLD for August 25th, 1923, you give information for the addition of one stage of radio-frequency to the R-C receiver. Where can I get a picture diagram of the connections for this apparatus, as I do not understand the technical diagrams or descriptions?—A. Golden, 3501 Mermaid Avenue, Brooklyn, N. Y.

We do not furnish picture diagrams. The diagram is perfectly plain and is all marked as to apparatus. Take it to someone that understands diagrams and let him figure it out for you.

In tuned radio-frequency amplification, where they specify honeycomb coils, is it possible to use ordinary tapped or wound coils? If so, what size should they be?—H. E. Hill, The Sunday Telegram, Albany, N. Y.

You may use the coils you mention. For ordinary purposes, to cover the regular broadcast waves, a 40-turn coil tapped at 20 and the end, and shunted by a 23-plate condenser will suffice.

I constructed a receiver from parts furnished by the Erla Laboratories. It is a three-tube set, using a loop for antenna. Due to the fact that I had a 7"x9" panel I used it for the receiver, which necessitated some very short leads, and crowded the panel and base somewhat. My trou-

horn? Can this be eliminated? How?—Leonard Getz, Montreal, Canada.

The addition of an extra tube to the output of a reflex such as you mention would not hurt its working. Use either the UV201 or the UV201A tube, or a 5-watt power tube, such as the 216A tube. A suitable diagram for a stage of power amplification is herewith given. This will allow amplification without distortion on any receiver and can be accommodated to the purpose you mention. Suggest that you make this up on a separate panel, so as to be able to accommodate it to any receiver. We cannot answer your question as it refers to competitive apparatus sold on the open market. The rattle you note is caused by the diaphragm of the phones hitting the poles of the magnets. A way of getting away from this is by cutting a thin washer of light cardboard or heavy paper, just the size of the phone rim, and about 1/4" wide. Place this on the rim of the cap, place the diaphragm of the phone over it, then screw on the ear piece. This will keep the diaphragm from hitting the pole pieces and thus rattling.

Some one informed me that my receiver (single circuit Colpitts, using variometer as tuner) was creating interference for which I could be arrested, as I was operating a transmitter. I do not use it to talk with. Can they do as my friends say they can?—D. Santignato, Vesey Street, New York City.

You cannot be arrested for operating a re-radiating receiver. However, for the peace of the neighborhood, would advise you to change it over to a receiver that does not cause the interference this one does.

In RADIO WORLD for January 12, 1924, Byrt C. Caldwell described a single control DX receiver. How is the filament controlled in this set? He doesn't show any rheostat. Can I use a 50 turn honeycomb coil instead of the coil he mentions?—F. J. Capone, 515 La Salle St., Berwick, Pa.

In the article the author mentions that instead

of using a rheostat to control the tube, a single dry cell is placed in the circuit without a rheostat and that runs the tube. This is not to be done without experimenting however, as very often 1.5 volts is too much for a dry cell tube, and they operate best on less than that. Suggest that you use a rheostat for best results as the set is liable to oscillate too violently when the full 1.5 volts are used on the tube. Yes, you may use the coil in place of the one specified.

I am building the Superdyne receiver and want to know if the four-turn, aperiodic primary is wound directly over the secondary or is there a space such as a lining of paper or cloth between? F. Jeleneck, 40 Worthington Street, Winfield, New York.

The primary winding is wound directly over the secondary, and the four turns are spaced 1/4" so that they will cover 1" of space on the winding.

I have the Atwater Kent set, using the coupled tuner and three tubes (WD12) but cannot seem to get below 200 meters or above 450. My antenna is 150 ft. long. What do you think can be the trouble?—J. H. H. F., 7 Melbourne Ave., Hudson Falls, N. Y.

We cannot diagnose your trouble without seeing at least a circuit diagram of your set. With the parts you mention, you should have no trouble in getting the higher wave stations, as the coupled circuit tuner goes up to 600 meters which is enough for all broadcasting stations operating now.

I have a single circuit receiver (regenerative) with two stages of audio-frequency amplification. I have had the following trouble lately which I cannot seem to understand. For a while the set will work properly, then for no reason at all the tube spills no matter how I tune it. The set works right for a period of about a week, then goes on a strike for a period. What causes this?—G. W. Anderson, Fairmont, W. Va.

There are several things that could cause the trouble you note. Sometimes moisture coats the insulators and insulation of the receiver and causes this. You will probably note that this spilling will occur during a time when the air is rather moist. Another thing that will cause it is the operation of other single circuit sets in your neighborhood which cause to be disturbed the fine balance necessary to keep the set non-oscillating and makes your set spill. The fact that you now have to turn your filament up further to get signals is probably due to the tube wearing down, the filament getting thinner, and more current being necessary in order to bring the tube to a sensitive condition.

Enclosed is a single circuit diagram that I am using. Will you be kind enough to check it up and see if everything is O. K.? Can you suggest anything to improve it? Also please check the best battery arrangement, of which I have included four of the types that I have seen.—R. Adams, Kalamazoo Loose Leaf Binder Co., Kalamazoo, Mich.

The diagram as you enclose it is perfectly correct, with one exception. Suggest that you take the grid return off the plus side of the A battery instead of the minus side of the circuit as you have it. As the various methods of connecting the A and B battery minus leads, we refer you to the article appearing on pages 14-15 of RADIO WORLD for September 22, 1923. Mr. Anderson gives very explicit reasons for the various connections, which are too numerous to explain here. There are some eight or ten methods of getting the correct potential on the grid, and he explains the methods used and their advantages and disadvantages.

Several writers recommend the use of the cart-ridge regulators for controlling the filament of receivers. I am going to construct the "Superdyne" receiver and want to know if I can use these on the UV199 tubes. Are they efficient?—William Kennelly, Minneapolis, Minn.

These amperites, as they are called, are all right for controlling the filaments of tubes that do not need adjustment. You may use them in the radio-frequency or audio-frequency circuits, but retain the filament rheostat of the detector circuit. This is because the detector is rather critical as to the filament current and has to be heated to a certain temperature for its best working, which is determined by the clarity and volume of signals. They are efficient to a great degree in the control of filament current in the audio-frequency amplification circuits.

In RADIO WORLD for December 29, 1923, you publish an article by C. White. On what type frame should the loop be wound, the flat spirals, or the hollow solenoid type? What make of potentiometer should I use? How is it possible to separate the wires from the loop and at the same time arrange it so that the loop can rotate? Would sliding contacts lessen the efficiency of this set?—E. K. Southwick, 1051 Springfield Ave., Irvington, N. Y.

For best results the loop should be the flat spiral type. Any good make of the resistance named will do, there are any number of good ones on the market. This can be done by making the loop set in a standard which revolves in a solid base. Take off flexible leads from the bottom of the standard. Bring the tapped leads down the center standard crosspiece. Yes. They are not to be employed in any radio circuits where they can possibly be avoided, as they put resistance into the circuit. Use flexible leads.

RADIO WORLD

TELEPHONES:

LACKAWANNA 6976 and LACKAWANNA 2063

PUBLISHED EVERY WEDNESDAY (Dated

SATURDAY OF SAME WEEK)

FROM PUBLICATION OFFICE,

1493 BROADWAY, NEW YORK, N. Y.

BY HENNESSY RADIO PUBLICATIONS

CORPORATION

ROLAND BURKE HENNESSY, President

M. B. HENNESSY, Vice-President

FRED E. CLARK, Secretary and Manager

1493 BROADWAY, NEW YORK, N. Y.

Boston Representative: Chas. H. M. White, 1367

Commonwealth Avenue, Allston, Mass.

Chicago Representative: Mat H. Friedman, 519

East 60th St., Chicago, Ill.

Philadelphia Representative: J. M. Lane, 765

South Fifth Street, Philadelphia, Pa.

San Francisco Representative: Conger & Johnston,

Holbrook Building.

Los Angeles Representative: Conger & Johnston,

Higgins Building.

European Representatives: The International News

Co., Breams Bldgs., Chancery Lane, London, Eng.

Paris, France: Brentano's, 38 Avenue de l'Opera.

Editor

Roland Burke Hennessy

Managing Editor Technical Editor

Stephen L. Coles Robert L. Dougherty

SUBSCRIPTION RATES

Fifteen cents a copy. \$8.00 a year. \$3.00 for

six months. \$1.50 for three months. Add \$1.00

a year extra for foreign postage. Canada, 50

cents.

Receipt by new subscribers of the first copy of

RADIO WORLD mailed to them after send in

their order, is automatic acknowledgment of their

subscription order. Changes of address should

be received at this office two weeks before date

of publication. State whether subscription is

new or a renewal.

ADVERTISING RATES

One page: One time—\$150.00.

Half, Quarter, Third and Two-thirds pages at

proportionate rates.

One inch, one time—\$5.00. Per agate line

\$0.40.

On four consecutive issues, 10% discount.

On thirteen consecutive issues, 15% discount.

Cover and preferred-position rates made known

on application.

Terms: 30 days net. 2% 10 days.

CLASSIFIED ADVERTISEMENTS

Five cents per word. Minimum, 10 words.

Discount of 10% on 4 consecutive issues—15%

on thirteen consecutive issues. Cash with order.

Entered as second-class matter, March 28, 1922,

at the Post Office at New York, New York, under

the act of March 3, 1879.

IMPORTANT NOTICE

While every possible care is taken to state

correctly matters of fact and opinion in technical

and general writings covering the radio field, and

every line printed is gone over with a scrupulous

regard for the facts, the publisher disclaims any

responsibility for statements regarding questions

of patents, priority of claims, the proper working

out of technical problems, or other matters that

may be printed in good faith and on information

furnished by those supposed to be trustworthy.

This statement is made in good faith and to save

time and controversy in matters over which the

publisher cannot possibly have control.

FEBRUARY 2, 1924

Thrills By Radio

THAT was a tremendous contest between the elements and the giant dirigible airship "Shenandoah" when she was torn from her mooring mast by a howling seventy-mile gale and tossed about in the upper air for eight hours. The game was played between the forces of Nature and the engineering skill of man. The stakes were twenty-two human lives and a \$5,000,000 structure. In spite of the fact that the accident happened in a fraction of a second and practically without warning, human skill, grit and discipline won, and the great airship was piloted safely back to her hangar after a battle made all the more dangerous by her damaged condition. It will go down in history with the many other remarkable achievements of our navy.

But the outstanding feature of this exciting episode is that any one listening in at a receiving set within hundreds of miles of the scene of the ac-

cident could hear the bulletins frequently sent out by the "Shenandoah's" radio operator. All broadcasting stations on the eastern coast stopped sending their regular programs and gave the "Shenandoah" clear air for her messages. Once in a while a broadcaster would send an encouraging word to the air ship. After the first few minutes, during which the "Shenandoah" was gotten under control for her flight before the storm, her radio man sent out many messages, most of which were heard by thousands of amateur listeners-in. That, indeed, was a thrill for those who kept the "ear muffs" clamped on during this exciting period. An editorial writer for the New York "Times" devoted nearly a column to this unusual occurrence, in the course of which he said:

"We shall find that people overseas heard of the 'Shenandoah's' danger. Jules Verne, with all his genius for harnessing science to the imagination, never fancied multitudes of people witnessing, through the sense of hearing, a battle for life by the crew of an airship, blown about in the night by tempestuous winds. His fictions anticipated wonderful discoveries in aerial and submarine navigation, but the miracle of 'radio' was beyond his ken."

The Grid Condenser

TOO little attention is paid to grid condenser by the average amateur. Usually he goes out and picks up one for a price ranging anywhere from ten to twenty-five cents, connects it into the circuit and forgets about it. When trouble arises, the grid condenser is usually the last thing considered when, in fact, it is the cause of most of the trouble. In the first place, unless space is a vital consideration, the grid condenser should never be of the fixed type. It should instead consist of a 7 or 11 plate variable condenser of a well made type. The ends should be of bakelite and not of the composition commonly known as "mud." The condenser need not have a vernier attached as the adjustment of it will not be critical. Aside from the fact that such a variable condenser will usually eliminate the difficulties found with the standard type of cheap fixed condenser, it will be found that in "DX" reception, a station can very often be brought in clear by varying the condenser where with the fixed condenser, the signals would be "mushed up" or indistinct. Taken as a whole, the substitution of a small variable condenser for the usual small fixed condenser will be a great asset to any standard receiving set.

Potency of the Broadcaster

THE latent power for influencing a great mass of the people instantly, possessed by a broadcasting station or a group of stations hooked together, has been referred to in these columns on several occasions. In a time of great emergency, such as a call to arms or the destruction of a city by fire or warning of a flood, the broadcasters would be instantly available to notify all the people of the peril of the few or to summon men promptly to the colors.

As we approach a presidential campaign the power of the broadcaster in politics is rapidly sensed by those professionals who keep an ear to the ground to learn, in this case, what is going on in the air. We are informed on the highest authority that politicians and even statesmen in Washington lately have been in the habit of receiving promptly and with exceptional courtesy the visits of those officially connected with the broadcasting phase of radio. They realize in the prompt manner characteristic of the good politician that here is an agency of marvelous possibilities ready to use and whose practicability has been thoroughly demonstrated. Also they have figured out for themselves that it is a two-edged sword—that it holds a negative as well as a positive influence. The politician's appreciation of the power of broadcasting places at once an added responsibility on the broadcaster, for he must see to it that this power is not misused nor made available for an unworthy cause.

An editorial writer in the "Christian Science Monitor" not long ago was hoping for the ultimate abandonment of war and was decrying the invention of new weapons of offense and defense. In the course of the editorial he said: "Radio is only in its infancy. Ere long it will be an instrument of incredible potency in the creation of opinion, for noble or ignoble ends." And he is justified in his prophecy.

There is not the slightest doubt that President Coolidge made hundreds of thousands of new friends and adherents by broadcasting his message to Congress and his eulogy to the late President Harding. Those who knew him by his record and by the printed accounts of his public service felt a more intimate acquaintanceship after hearing his voice. Without question President Coolidge is nearer to the people of the United States than any other president ever has been—and this principally because so many have heard his voice.

When the matter is analyzed it is quite clear that with the extension of broadcasting service the responsibilities of those in charge of this most potent influence correspondingly increase.

Government Radio Helps the Farmer



1—A corner of the radio room of the Radio Market News Service Bureau, U. S. Department of Agriculture. Stenographer copying radio reports direct on a stencil for general distribution later. 2—Board room of a modern country bank at Raymond, Ill., where the directors are getting market reports from the air, via a modern receiver with loud speaker. 3—But radio is not all market reports, as this photograph of three of the future tillers of the soil testifies. Their interest lies more in the football games and sports. 4—Remote control station of the Market News Service of the U. S. Department of Agriculture, where the reports are broadcast. It resembles a modern telephone booth and is controlled from a nearby broadcasting station. 5—J. C. Gilbert, in charge of the Market News Service which supplies the farmers with the news via radio. The map on the wall, studded with pins, represents the broadcasting stations handling the Market News Services. 6—Fifteen minutes at the receiver and Mr. Soil Tiller has the news that it used to take him days to find out via trading and the papers. This is even quicker than it appears in the daily newspapers. Then after chores are over he gets the latest prices for various essentials, and perhaps hears some good music. (See article on page 10, this issue.)

Here Are Good Broadcast Programs

Station WGI, Medford, Mass.

360 Meters (830 Kcys.). E. S. T. Feb. 1-12:00 P. M.—Selection on the Ampico in the Chickering, Amrad Round Table, Selections on the Brunswick Console. 12:40 P. M.—New England weather forecast. 12:45 P. M.—Closing report on Farmers produce market report. 3:00 P. M.—Miss Dorothy H. Goodwin on "New England Toast Campaign." Brunswick Console. 3:30 P. M.—Miss Dorothy Dean, Dir. Metropolitan Division, Mass. Council of Girl Scouts. 5:30 P. M.—Closing stock market reports. Live stock market reports. 6:15 P. M.—Code practice, Lesson No. 226. 6:30 P. M.—Meeting of the Big Brother Amrad Club. 7:00 P. M.—Boston police reports. 7:30 P. M.—Selected verses by Mr. Charles L. H. Wagner, radio poet. Red Cross health talk by Henry Copley Green. 7:45 P. M.—Concert by Mr. George F. S. Pearce, violinist accompanied by the Ampico in the Chickering. 8:15 P. M.—Concert by the Christian Endeavor Society.

Feb. 2-6:30 P. M.—Meeting of the Big Brother Amrad Club. 6:45 P. M.—Code Practice, Lesson No. 227. 7:05 P. M.—New England weather forecast. New England crop notes. 7:30 P. M.—No. 44 of a series of talks on New England business problems by Arthur R. Curnick. Arthur Murray's course in ball room dancing by radio-phon. Musicale.

Feb. 3-4:00 P. M.—"Adventure Hour," conducted by the Youth's Companion. Musicale by Mr. E. F. Orne and Friends. 8:30 P. M.—Talk on "World Unity," under the auspices of the Greater Boston Federation of Churches. Evening's musicale.

Station KDKA, East Pittsburgh, Pa.

326 Meters (920 Kcys.). E. S. T. Feb. 1-9:45 A. M.—Union Live Stock market reports. 11:55 P. M.—Arlington time signals. 12:00 M.—Weather forecast. United States Bureau of Market reports. 12:10 P. M.—Concert by Broudy's Orchestra, from the dining room of Kaufmann's Pittsburgh, Pa. 6:15 P. M.—Organ recital by Lucile Hale from the Cameo Motion Picture Theatre, Pittsburgh, Pa. 7:15 P. M.—Radio Boy Scout meeting, conducted by the Scouts. 7:45 P. M.—The children's period. 8:00 P. M.—Market reports. 8:15 P. M.—The Sunday School lesson presented by Dr. R. L. Lanning. 8:30 P. M.—Concert by the St. Andrews Lutheran Quartet. 9:55 P. M.—Arlington time signals. Weather forecast.

Feb. 2-9:45 Union Live Stock market reports. 11:55 A. M.—Arlington time signals. 12:00 M.—Weather forecast. United States Bureau of Market reports. 1:30 P. M.—Concert by Daugherty's Orchestra, from the dining room of McCreery & Company, Pittsburgh, Pa. 6:15 P. M.—Dinner concert by the Westinghouse Band, T. J. Vastine, conductor. 7:30 P. M.—"Bringing the World to America," prepared by Our World. 7:45 P. M.—With the Dreamtime Lady in Storyland. 8:00 P. M.—Feature. 8:15 P. M.—"The Consumer's Dollar," Paul D. Converse, Professor of Commerce, University of Pittsburgh. 8:30 P. M.—Concert by the Westinghouse Band, T. J. Vastine, conductor. 9:55 P. M.—Arlington time signals. Weather forecast.

Station WBZ, Springfield, Mass.

337 Meters (890 Kcys.). E. S. T. Feb. 1-11:55 A. M.—Arlington time signals; weather reports; Boston and Springfield market reports 6:00 P. M.—Dinner concert by WBZ Quintette. 7:00 P. M.—"When the Haystack Turned Bottom Up," a dramatized story prepared by the Youth's Companion. 7:30 P. M.—Bedtime story for the kiddies. Current Book Review by R. A. MacDonald. Bedtime story for grownups by Orison S. Marden. 9:55 P. M.—Arlington time signals. 11:00 P. M.—Program of chamber music by the WBZ Quintette, and Helen Mosher, soprano.

Feb. 2-11:55 A. M.—Arlington time signals; weather reports; Boston market reports. 7:00 P. M.—Dinner concert by the Hotel Kimball Trio from the Hotel Kimball dining room. 7:30 P. M.—Bedtime story for the kiddies. "Bringing the World to America," prepared by "Our World Magazine." 8:00 P. M.—Concert by Hazel R. Kimball, soprano; George C. Vich, pianist. 9:00 P. M.—Bedtime story for grownups by Orison S. Marden. 9:55 P. M.—Arlington time signals.

Station WJY, New York City

405 Meters (740 Kcys.). E. S. T. Feb. 1-7:30 P. M.—Frank Shevitt, "Income Taxes." 8:00 P. M.—The Honorable Julius Berg, "The Work of the New York Assembly." 8:15 P. M.—Recital by Rebecca Beam, contralto, accompanied by Creighton Allen. 9:00 P. M.—Law Enforcement Dinner under the auspices of the Citizens' Committee of One Thousand, direct from the Waldorf-Astoria; speeches by Warren Stone, Chairman of the Brotherhood of Locomotive Engineers, "Labor Relation to the 18th Amendment"; Dr. Harry Emerson Fosdick, and United States Senator Carter Glass. 10:30 P. M.—Popular program by Breaux and Tobias.

Feb. 2-2:30 P. M. to 5:00 P. M. 8:30 P. M. to 10:30 P. M.

Station WSAI, Cincinnati, O.

309 Meters (970 Kcys.). C. S. T. Regular Schedule.—Tuesdays and Thursdays 8 P. M., Saturdays 10 P. M.

Station WJZ, New York City

455 Meters (660 Kcys.). E. S. T. Feb. 1-12:15 A. M.—Noon Hour of Music from the Brick Presbyterian Church. 3:00 P. M.—Organ Recital by Leo Riggs on the Hotel Astor Organ. 4:00 P. M.—Recital by May Schleicher, soprano. 5:00 P. M.—"The Larger Aspect of World Affairs," by the International Interpreter. 5:30 P. M.—Closing reports of the New York State Dept. of Farms and Markets; Farm and Home reports; closing quotations of the New York Stock Exchange; foreign exchange quotations; "The Condition of the Leading Businesses," by the Magazine of Wall Street; Evening Post News. 7:00 P. M.—Woodfolk Story by Thornton Burgess. 7:30 P. M.—Burr McIntosh, the Cheerful Philosopher. 7:40 P. M.—Fred Ruzicka, violinist. 8:05 P. M.—Looseleaf Current Topics. 8:20 P. M.—Fred Ruzicka, violinist. 8:30 P. M.—Duets by Vivian Burnett, tenor, and Mrs. Burnett, soprano. 9:30 P. M.—Dr. Margaret E. Noonan. "The Place of Toys in Education," a New York University Radio Extension Course Lecture. 9:15 P. M.—Band of Hoboken Lodge, No. 74, B. P. O. E.; James Knox, director. 10:30 P. M.—Dance program by Paul Specht and his Alamac Hotel Orchestra, direct from the Congo Room of the Alamac Hotel.

Feb. 2-3:00 P. M.—Dance program by Jasper's Orchestra. 3:30 P. M.—Mildred Kazel, soprano. 4:00 P. M.—Tea concert by the Hotel Belmont Stringed Ensemble, Harry Lerner, leader; direct from the Balcony of the Tea Room of the Hotel Belmont. 5:00 P. M.—Mrs. Ruth Beard Addis, soprano, and Mrs. Marion Callan, soprano. 5:30 P. M.—Closing reports of the New York State Dept. of Farms and Markets; Farm and Home reports; closing quotations of the New York Stock Exchange; foreign exchange quotations; Bradstreet's financial report; Evening Post News. 7:00 P. M.—"Uncle Wiggily Stories," by Howard Garis. 8:00 P. M.—Anna Sheffield, soprano. 8:15 P. M.—Piano Recital by Miss Helen Fogel. 8:40 P. M.—Dr. Alfred N. Goldsmith, Director of Research of the Radio Corporation of America: "Tapping the Ether"; one of the "Highlights of Modern Radio Broadcasting" series of talks. 9:55 P. M.—Time signals and weather forecast retransmitted from government station NAA. 10:30 P. M.—Harold Stern and his Hotel Majestic Orchestra, direct from the Hotel Majestic.

Station WFAA, Dallas, Texas

476 Meters (630 Kcys.). C. S. T. Feb. 1-12:30:1:00 P. M.—Address, Dr. Robert Stewart Hyer, Southern Methodist University, on the Sunday school lesson, "What Israel Learned at Sinai." 8:30-9:30 P. M.—Annual dance of employees of A. Harris & Co., Jack Gardner's Orchestra playing, broadcast from the Jefferson Hotel.

Feb. 2-12:30:1:00 P. M.—Address, Dr. E. D. Shurter, general manager Good Citizenship League. 8:30-9:30 P. M.—Baylor University Founder's Day program, commemorating the seventy-ninth anniversary, broadcast from the Jefferson Hotel, Dallas. 11:00-12:00 P. M.—Musical recital by E. W. Pfaffenberger.

Feb. 3-6:00-7:00 P. M.—Radio Bible class, Dr. William M. Anderson, Jr., pastor First Presbyterian Church, teacher. Half hour Bible study and half hour of Gospel song. 9:30-10:00 P. M.—Rev. Glenn L. Sneed, Trinity Presbyterian Church, brief address on "Prophecy and Christianity." 10:00-11:00 P. M.—Musical recital by Jack A. Davis.

Station WLW, Cincinnati, Ohio

309 Meters (870 Kcys.). C. S. T. Feb. 1-10:30 A. M.—Weather forecast and business reports. 1:30 P. M.—Market reports. 3:00 P. M.—Stock quotations. 4:00 P. M.—Half hour lecture recital.

Feb. 2-10:30 A. M.—Weather forecast and business reports. 1:30 P. M.—Business reports.

Feb. 3-9:30 A. M.—Sunday school conducted by the Editorial Staff of Sunday School Publications of the Methodist Book Concern. 11:00 A. M.—Services of the Church of the Covenant, Dr. Frank Stevenson, Minister. 7:45 P. M.—Services of the Church of the Covenant, Dr. Frank Stevenson, minister.

Feb. 4-10:30 A. M.—Weather forecast and business reports. 1:30 P. M.—Business reports. 3:00 P. M.—Market reports. 4:00 P. M.—Babson reports. 8:00 P. M.—Program by the Walnut Hills Congregational Church Choir. 9:00 P. M.—Crosley Theatrical Review, followed by Roger Hill and his orchestra.

Station WGY, Schenectady, N. Y.

380 Meters (790 Kcys.). E. S. T. Feb. 1-11:55 A. M.—Time signals. 12:30 P. M.—Stock market report. 12:40 P. M.—Produce market report. 12:45 P. M.—Weather forecast. 2:00 P. M.—Music and fashion talk, "What Fashion Decrees in Sport Wear," Paul A. Brown. 6:00 P. M.—Produce and stock market quotations; news bulletins. 6:30 P. M.—Children's program. 7:35 P. M.—Health talk, N. Y. State Department of Health. 7:45 P. M.—Nevin program. Address, "The Mellon Tax Plan." Judge McKenzie Moss, Assistant Secretary of the Treasury. 10:30 P. M.—A request program, "The Boy's Bride," a nautical yarn, W. Rhys, Herbert, WGY Light Opera Company.

Feb. 2-11:55 A. M.—U. S. Naval Observatory time signals. 12:30 P. M.—Stock market report. 12:40 P. M.—Produce market report. 9:30 P. M.—Dance music by Jack Symonds' Orchestra, Hampton Hotel, Albany, N. Y.

Station KYW, Chicago, Ill.

536 Meters (560 Kcys.). C. S. T. Feb. 1-9:30 A. M.—Late news and comment of the financial and commercial markets. (This service is broadcast every half hour during the twenty-four.) 11:35 A. M.—Table talk by Mrs. Anna J. Peterson. 12:30 P. M.—"The Progress of the World" by Review of Reviews. 6:30 P. M.—News, financial and final market and sport summary. 6:50 P. M.—Children's bedtime story. 10:00-2:00 A. M.—Midnight Revue. Clyde Doerr's Orchestra, also DeBabary's Orchestra from the Congress Hotel will entertain from 11 to 11:10. 12:12:30 A. M.—Remington Welch, organist at McVicker's Theatre, will render some favorite selections.

Feb. 2-9:30 A. M.—Late news and comment of the financial and commercial markets. (This service is broadcast every half hour during the twenty-four.) 10:30 A. M.—Farm and home service. 11:35 A. M.—Table talk by Mrs. Anna J. Peterson. 6:30 P. M.—News, financial and final market and sport summary. 6:50 P. M.—Children's bedtime story. 7:00-7:30 P. M.—Dinner concert furnished by Clyde Doerr's Orchestra and Joska DeBabary's Orchestra from the Congress Hotel. 8:00-8:58 P. M.—Musical program. 9:05 P. M.—"Under the Evening Lamp," including stories, articles and humorous sketches. 10:00-2:00 A. M.—Midnight Revue from KYW studio in Congress Hotel.

Feb. 3-11:00 A. M.—Central Church service broadcast from Orchestra Hall, Chicago. D. F. F. Shannon, pastor. 6:30 P. M.—Excerpts from the New Testament—an American translation by Prof. E. J. Goodspeed, read by William Ziegler Nourse. 7:00 P. M.—Chicago Sunday Evening Club service broadcast from Orchestra Hall. Speaker, Dr. Arthur T. Holmes.

Station WOR, Newark, N. J.

405 Meters (740 Kcys.). E. S. T. Feb. 1-2:30 P. M.—Contraalto solos by Mrs. Harry Jacoby. 2:45 P. M.—Sophia Koricoff, pianist. 3:00-3:30 P. M.—Ida Beney Judd in "Literature Across the Footlights." 3:30 P. M.—Solos by Mrs. Harry Jacoby. 6:15 P. M.—Arthur Fischer, one-string violin. 6:30-7:00 P. M.—"Man in the Moon Stories for the Children." 7:00 P. M.—The International Quartet.

Feb. 2-2:30-3:10 P. M.—"Half Hour in Norway," Norwegian Songs by Hedwig Dahl Mason. Talk on "Norway" by Wirt W. Barnitz. 3:10 P. M.—Mrs. Jane Ogilvie on "Wanted—a Nation Physically Fit." 3:30 P. M.—Sadie M. Gann, pianist. 6:15 P. M.—"Music While You Dine," by the Zimber Trio of New York. 7:15 P. M.—Fred J. Bendel, Sporting Editor, Newark Morning Ledger, on "Sporting News Up-to-the-Minute." 8:00-9:00 P. M.—Gene Ingraham's Hotel Berwick Club Orchestra. 9:00 P. M.—Joint recital by Anna Hamlin, soprano, and Imogen Peay, pianist. 9:20 P. M.—Dr. Robert McElroy, Princeton University, on "Americanization." 9:40 P. M.—Adelman Twins, recital for two pianos. 9:50 P. M.—Reading horoscopes by Belle Bart, astrologist. 10:00 P. M.—Two piano recitals by Frances and Elizabeth Adelman. 10:10 P. M.—Recital by Anna Hamlin, soprano, and Imogen Peay, pianist. 10:30 P. M.—Reading horoscopes by Belle Bart. 10:40 P. M.—Adelman Twins, recital for two pianos.

Station KHJ, Los Angeles, Calif.

395 Meters (760 Kcys.). P. T. Feb. 1-12:30:1:15 P. M.—Program through courtesy of Barker Brothers. 2:30-3:30 P. M.—Matinee musicale presented through courtesy of Barker Brothers. 6:25 P. M.—Live stock and vegetable reports. 6:30-7:00 P. M.—Richard Headrick, screen juvenile. 7:00-7:30 P. M.—Organ recital from First Methodist Episcopal Church, Arthur Blakeley, organist. 8:00-10:00 P. M.—Vera Leavitt Owen, soprano, assisted by George Campbell, cello, and Beverly Bayne and Francis Bushman, actors. 10:00-12:00 P. M.—Broadcasting Art Hickman's Orchestra, by line telephony, from the Los Angeles Biltmore Hotel.

Feb. 2-12:30:1:15 P. M.—News items. Music. 2:30-3:30 P. M.—Matinee musicale. 6:40 P. M.—Live stock and vegetable reports. 6:45-7:30 P. M.—Children's program. 8:00-10:00 P. M.—Tilda Rohr, contralto; Gertrude Ehrlich, pianist composer; Isabel Nave, pianist; Mrs. Harold E. Lanfair, violinist; Fred M. Mitchell, "Uncle Josh." N. E. Brown, electrical engineer, will give a talk. 10:00-12:00 P. M.—Broadcasting Art Hickman's Orchestra, by line telephony, from the Los Angeles Biltmore Hotel.

Station KPO, San Francisco, Calif.

423 Meters (770 Kcys.) P. T. Feb. 2-8:00-12:00 P. M.—Art Weidner and Fairmont Hotel Dance Orchestra. During intermissions the KPO Trio will sing.

Feb. 3-11:00-12:00 Noon—Radio church services under direction of American Bible Society. These services are undenominational and non-sectarian. 8:30-10:00 P. M.—Rudy Seiger and his orchestra in lobby of Fairmont Hotel, broadcast by remote control.

Feb. 4-5:30-6:00 P. M.—Children's Half-hour; stories for children, taken from the Book of Knowledge. 8:00-9:00 P. M.—Organ recital by G. Herold Montague Schultze. 9:00-10:00 P. M.—Attractive program by talented artists. Talk on the Community Chest by Milton H. Esberg. 10:00-11:00 P. M.—E. Max Bradfield's band in the Rose Room Bowl of the Palace Hotel.

Station WHAS, Louisville, Ky.

400 Meters (750 Kcys.) C. S. T. Feb. 1.—4:5 P. M.—Theatre orchestra. Police bulletins. Weather forecasts. "Just Among Home Folks," a daily column appearing in The Courier-Journal. Piano solos: Maxwell Kerr. Selections by the Walnut Theatre orchestra. Late important news bulletins. 4:50 P. M.—Local livestock, produce and grain market reports. 5:00 P. M.—Official Central Standard time announced. 7:30-9 P. M.—One-hour concert by the Louisville Syncopators. Selections by Barney Rapp and his orchestra of the Brown Hotel. Contralto solos: Miss Caroline Gauld. Late important news bulletins. Official Central Standard time announced at 9 o'clock.

Feb. 2.—4:5 P. M.—Selections by the Walnut Theatre orchestra. Police bulletins. Weather forecast. "Just Among Home Folks," a daily column appearing in The Courier-Journal. Selections by the Strand Theatre orchestra. Selections played on the Alamo Theatre organ. Late important news bulletins. 4:50 P. M.—Local livestock, produce and grain market reports. 5:00 P. M.—Official Central Standard time announced. 7:30-9 P. M.—Soprano solos: Miss Hazel McClellan. Guitar and mandolin duets; Billy Hinkle and Jean Kohlhepp. Saxophone solos: Alvin L. Marcus. Readings: Miss Mary Frances Goden. Late important news bulletins. Official Central Standard time announced at 9 o'clock.

Station WRC, Washington, D. C.

469 Meters (640 Kcys.) E. S. T. Feb. 1.—5:15 P. M.—Instruction in International Code. 6:00 P. M.—Children's Hour by Peggy Albion. 6:15 P. M.—"The Question Box" by arrangement with The Pathfinder Publishing Company. 8:00 P. M.—A Bible Talk by Homer J. Councilor, Chairman of the Men's Organized Bible Class Association. 8:15 P. M.—Song Recital by Rev. G. E. Leski, baritone. 8:30 P. M.—A Talk on the Coast Guard, by Oliver M. Maxon, Chief of the Division of Operations of the United States Coast Guard. 8:45 P. M.—Song Recital by Nina Plozet, soprano. 9:00 P. M.—Joint Recital by Eugenia Botkin, first violin; Princess Macomee, second violin, and Alice Patricia Gleason, pianist. 9:20 P. M.—Concert by Pearl Hargitt's Musicians. 9:55 P. M.—Re-transmission of Time Signals and Weather Reports.

Feb. 2.—5:15 P. M.—Instruction in International Code. 6:00 P. M.—Children's Hour, by Peggy Albion. 8:00 P. M.—"When Radio Controls Radio," by Dr. Alfred N. Goldsmith, Director of Research of the Radio Corporation of America. 8:15 P. M.—Piano Recital by Henrietta Heinrich. 8:30 P. M.—Song Recital by Elizabeth Dayton, soprano. 8:45 P. M.—Song Recital by John Kenwood, baritone. 9:00 P. M.—A Talk on Immigration by Hon. James I. Davis, Secretary of Labor. 9:15 P. M.—Song Recital by Elizabeth Dayton, soprano. 9:30 P. M.—Rosey's Washington Five. 9:55 P. M.—Re-transmission of Time Signals and Weather Reports.

Station WDAR, Philadelphia, Pa.

395 Meters (760 Kcys.) E. S. T. Feb. 1.—11:45—Daily Almanac. 12:02—Organ Recital from the Stanley Theatre; Features from the studio; Arcadia Concert Orchestra. 2:00-3:00 P. M.—Arcadia Concert Orchestra—Artist Recital from the studio. 4:30 P. M.—Program of Dance Music. 7:30 P. M.—Dream Daddy with the Boys and Girls. 7:50 P. M.—Poets and Authors Corner. 8:00 P. M.—Book Review. Recital under direction of Mrs. B. F. Maschal Challiss, banjoist; Wm. J. Morris, tenor; Jose de Sandosequi, pianist. Playlet by the Walter Greenough players. 10:10 P. M.—Howard Lanin's Dance Orchestra from the Arcadia Cafe. Special features from the leading playhouses in Philadelphia will entertain during the intermission of the orchestra.

Feb. 2.—11:45 A. M.—Daily Almanac. 12:02 Noon—Organ Recital from the Stanley Theatre; Features from the studio; Arcadia Concert Orchestra. 2:00-3:00 P. M.—Arcadia Concert Orchestra—Artist Recital from the studio. 4:30 P. M.—Bobbie Lee and his Cotton Pickers. 7:30 P. M.—Dream Daddy with the Boys and Girls.

Station WHAZ, Troy, N. Y.

30 Meters (790 Kcys.) E. S. T. Feb. 4.—9:00 P. M.—Minstrel Show under auspices of Troy Council. United Commercial Travelers of America. Popular dance music by Art Thompson's orchestra. Feb. 11.—9:00 P. M.—Scotch concert by Troy Burns Club. Address by representative of New York State Conservation Commission. Midnight program by the Campus Serenaders and Rensselaer Polytechnic Institute Students' Glee Club.

Feb. 18.—9:00 P. M.—Program by members of Troy Chapter. Order of de Molay. Arthur C. Parker, New York State Archeologist, on "Aboriginal Methods of Communication," with interpretation of native Indian music by Robert Kerr Colville. Special Far East program by Oriental students at the Rensselaer Polytechnic Institute from China, Japan, Siam, India and the Philippines.

Feb. 25.—9:00 P. M.—Rensselaer Polytechnic Institute Students' Night, with program by Students' Symphony Orchestra. Address by Dr. John M. Clarke, Director of the New York State Museum.

Station KSD, St. Louis, Mo.

546 Meters (550 Kcys.) C. S. T. Feb. 2.—7:00 P. M.—Orchestra concert, organ recital, vocal and instrumental specialties broadcast direct from the Missouri Theatre.

Station WOC, Davenport, Iowa

484 Meters (620 Kcys.) C. S. T. Feb. 1.—10:00 A. M.—Opening Market Quotations and Household Hints. 10:55 A. M.—Time signals. 11:00 A. M.—Weather and river forecast. 11:05 A. M.—Market quotations. 12:00 Noon—Chimes Concert. 2:00 P. M.—Closing Stocks and Markets. 3:30 P. M.—C. A. Russell, Department of Chemistry, The P. S. C., on "Water Purification." 5:45 P. M.—Chimes Concert. 6:30 P. M.—Sandman's Visit. 6:50 P. M.—Sport news and weather forecast. 7:20 P. M.—International lesson for next Sunday discussed by Dr. Frank Willard Court, pastor St. John's Methodist Episcopal Church, Davenport, Iowa. 8:00 P. M.—Musical program—Edwin Swindell, musical director. Program given by the Jackson School Orchestra, of Muscatine, Iowa. Directed by Mrs. A. C. Springhorn.

Feb. 2.—10:00 A. M.—Opening Market Quotations and Household Hints. 10:55 A. M.—Time signals. 11:00 A. M.—Weather and river forecast. 11:05 A. M.—Market quotations. 12:00 Noon—Chimes Concert. 12:30 P. M.—Closing Stocks and Markets. 3:30 P. M.—Lecture by C. C. Hall, Department of Chemistry, The P. S. C., on "Science and the Transfusion of Blood." 5:45 P. M.—Chimes Concert. 6:30 P. M.—Sandman's Visit. 6:50 P. M.—Sport news and weather forecast. 9:00 P. M.—P. S. C. Orchestra. Gerald M. Barrow, director. (Popular selections released through the National Association of Broadcasters, of which WOC is a member.) V. B. Rochte, baritone soloist.

Station WWJ, Detroit, Mich.

517 Meters (580 Kcys.) E. S. T. Feb. 1.—9:30 A. M.—"Tonight's Dinner" and a special talk by the Woman's Editor. 9:45 A. M.—Public Health Service bulletin and talks on subjects of general interest. 10:25 A. M.—Official weather forecast. 11:55 A. M.—Arlington time relayed by the Western Union. 12:00 Noon—Dance music by Jean Goldkette's Orchestra, broadcast from the Graystone Ballroom. 3:00 P. M.—The Detroit News Orchestra. 3:30 P. M.—Official weather forecast. 3:35 P. M.—Market reports. 8:30 P. M.—The Detroit News Orchestra; Anne Campbell, Detroit News Poet; C. Bruce Myers, baritone.

Feb. 2.—9:30 A. M.—"Tonight's Dinner" and a special talk by the Woman's Editor. 9:45 A. M.—Public Health Service bulletin and talks on subjects of general interest. 10:25 A. M.—Official weather forecast. 11:55 A. M.—Arlington time relayed by the Western Union. 3:00 P. M.—The Detroit News Orchestra. 3:30 P. M.—Official weather forecast. 3:35 P. M.—Market reports.

Feb. 3.—11:00 A. M.—Services of St. Paul's Episcopal Cathedral broadcast from the cathedral. 5:00 P. M.—The Detroit News Orchestra. Anton Lang, Christus of the Oberammergau Passion Players, speaker.

Station KGW, Portland, Ore.

492 Meters (610 Kcys.) P. T. Feb. 1.—11:30 A. M.—Weather forecast. 3:30 P. M.—Lecture by Margery Smith of Oregon Agricultural College. 7:30 P. M.—Weather forecast and market reports. 8:00 P. M.—Accordion solos by John Sylvester. 8:15 P. M.—Dance music by George Olsen's Metropolitan Orchestra of the Hotel Portland, directed by Herman Kenin. 9:00 P. M.—University of Oregon extension lectures. 10:30 P. M.—Hoot Owls with Pantages Frolic.

Feb. 2.—11:30 A. M.—Weather forecast. 3:30 P. M.—Children's program. Story by Aunt Nell. 10:00 P. M.—Weather forecast and dance music by George Olsen's Metropolitan orchestra of the Hotel Portland.

Station WTAM, Cleveland, Ohio

390 Meters (770 Kcys.) E. S. T. Feb. 6.—8 P. M. W. T. A. M. Orchestra; Evelyn Siegrist, soprano; Leonard Siegel, baritone; Ben Silverberg, violin; Anna Simmermacher, contralto; Gustav Johnson, tenor; Max Schmitt, cello; Bernice Payne, soprano; Ernest H Crebbin, baritone; A. R. Hrubby, trumpet.

Station WOO, Philadelphia, Pa.

509 Meters (590 Kcys.) E. S. T. Feb. 1.—11:00 A. M.—Grand Organ. 11:30 A. M.—Weather forecast. 11:55 A. M.—Naval Observatory time signal. 12:00 Noon—Luncheon music by the Tea Room Orchestra. 4:45 P. M.—Grand Organ and Trumpets. 5:00 P. M.—Sports results and police reports. 7:30 P. M.—Dinner music from Hotel Adelphia Concert Orchestra. 8:00 P. M.—Recital program. 8:30 P. M.—Special musical program direct from the Fox Theatre. 9:15 P. M.—Wm. Baranhardt on "Criminal Psychology." 9:30 P. M.—Grand Organ recital, Miss Mary E. Vogt at the Console. 9:55 P. M.—Naval Observatory time signal. 10:02 P. M.—Weather forecast. 10:10 P. M.—Dance music from Hotel Adelphia.

Feb. 2.—11:00 A. M.—Grand Organ. 11:30 A. M.—Weather forecast. 11:55 A. M.—Naval Observatory time signal. 12:00 Noon—Luncheon music by the Tea Room Orchestra. 4:45 P. M.—Grand Organ and Trumpets. 5:00 P. M.—Sports results and police reports. 9:55 P. M.—Naval Observatory time signal. 10:02 P. M.—Weather forecast.

Station WSB, Atlanta, Ga.

429 Meters (700 Kcys.) C. S. T. Feb. 1.—5:00 P. M.—Twilight concert by Vick Myers Melody Orchestra; news and markets. 5:30 P. M.—Kiddie program and Burgess bedtime story by Miss Bonnie Bardhardt. 8:00-9:00 P. M.—Entertainment by the Foot-Warmers Dance Orchestra. 10:45 P. M.—Transcontinental Radiowl entertainment, presenting Miss Evelyn Cowan, pianist, and other artists.

Feb. 2.—5:00 P. M.—Young violin students of Miss Mary Douglas; news, and markets, and message on "Foreign Trade and Commerce," by B. C. Getsinger. 5:30 P. M.—Kiddie program and Burgess bedtime story by Miss Bonnie Bardhardt. 8:00-9:00 P. M.—Entertainment by the Christian Endeavor Societies of the city. 10:45 P. M.—Transcontinental Radiowl entertainment.

Station KFAE, Pullman, Wash.

330 Meters (910 Kcys.) P. T. Feb. 1.—Musical reading, Miss Mabel Carstens. "Barley," Dr. E. F. Gaines. Botany talk, Dr. F. L. Jickett. Violin Solos, Jaroslav Sotola. Instrumental numbers. Vocal numbers. New books, Miss Alice L. Webb.

Feb. 4.—Reading, Miss Estelle Ericson. Band numbers. Agricultural talk, Prof. C. L. Vincent. Mezzo-soprano song group, by Miss Mildred Smalting. Irmingarde King, Spokane, pianist. Educational lecture.

Feb. 6.—"The Cost of Style," by Miss Edna Irene Avery. Orchestral numbers. Vocal selections. "Hot-Beds and Their Possibilities," Prof. C. L. Vincent. Instrumental music.

Feb. 8.—"Metals and Crystals," Prof. Hugh M. Henton. "Soils," Prof. Vincent. Instrumental numbers. New Things to Read, Miss Alice L. Webb. Vocal solos. Instrumental music.

Station KFI, Los Angeles, Calif.

469 Meters (630 Kcys.) P. T. Feb. 10.—10:00-10:45 A. M.—L. A. Church Federation Service. 4:00-5:00 P. M.—Federated Church Musicians Vesper Service. 6:45-7:30 P. M.—Bedtime story and concert. 8:00-9:00 P. M.—Ambassador Hotel concert. 9:00-10:00 P. M.—Examiner concert. 10:00-11:00 P. M.—Theron Bennett's Packard Six.

Feb. 11.—4:45 to 5:15 P. M.—Evening Herald News Bulletin. 5:15-5:45 P. M.—Examiner News Bulletin. 8:00-9:00 P. M.—Examiner concert. 10:00-11:00 P. M.—Ambassador-Lyman's Coconut Grove Orchestra.

Station WBAP, Fort Worth, Texas

476 Meters (620 Kcys.) C. S. T. Feb. 3.—11:00-12:00 P. M.—Complete services of the First Methodist Church; Rev. J. W. Bergin, pastor; Will Foster, organist. 4:00-5:00 P. M.—Organ concert. 5:00-6:00 P. M.—Vesper concert. 11:00-12:00 P. M. Concert.

Who Is America's Most Popular Radio Entertainer?

Everybody is interested in this query: Who is America's most popular radio entertainer? You have your favorite. Who is she or he? Let us know your choice, whether a comedian, an opera singer, a jazz band, or a story-teller.

RADIO WORLD wants to be able to tell the world the name of the entertainer who stands highest in the regard of listeners-in.

Use the accompanying blank and mail to Broadcasting Manager, RADIO WORLD. Cut off. Fill out. Mail today.

BROADCASTING MANAGER, RADIO WORLD, 1493 Broadway, New York City.

Dear Sir:

My favorite entertainer is..... Station.....

My second choice is.....

Name.....

Street Address.....

City and State.....

Latest Radio Patents

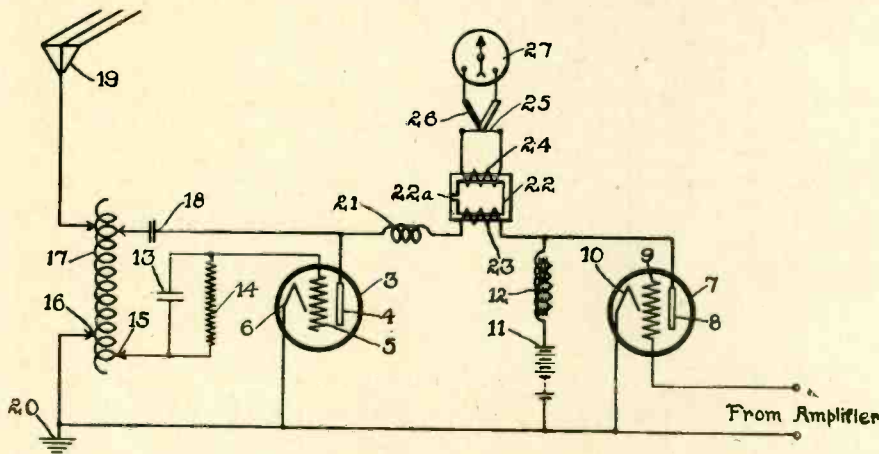
Radio Modulation System

No. 1,477,316; Patented December 11, 1923. Patentee: Frank Conrad, Pittsburgh, Pa.

My invention relates to radio telephone transmission and it has particular relation

component to 7 times the steady direct component.

A further object of my invention is to provide a mechanism and a method of operation wherein the intensity of the modulation is controlled in accordance with a chart showing various average effective values of the modulating current



Method and means for controlling the modulation of a phone transmitter.

to means for measuring the modulation and to methods of and apparatus for controlling the modulation.

One object of my invention is to provide a meter registering the alternating current component of the modulated current supplied to an oscillator tube, said meter being calibrated to indicate directly the ratio of the effective alternating current

or, in general, of the modulation envelope. Such values are worked out with respect to the different kinds of sound being transmitted in such manner that the loudest individual units of the sound shall not, in general, cause the instantaneous intensity of modulation to materially exceed the value at which distortion from over-modulation begins, as more fully described hereinafter.

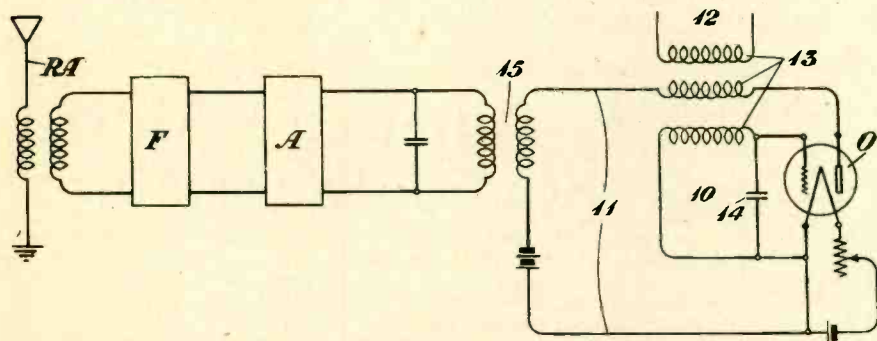
Frequency-Control System

No. 1,476,721; Patented December 11, 1923. Patentee: DeL. K. Martin, Orange, N. J.

This invention relates to signalling by means of carrier frequencies and more particularly to an arrangement for controlling the carrier frequency used for signalling by different stations.

In a system, either wire or radio, employing carrier currents for transmission

employed by the various channels be maintained in the same relation. In a radio system the same situation arises, and in addition it is desirable that the frequencies assigned to different stations and to groups of stations belonging to different systems be maintained in proper spacial relation. This is necessary in the one case to prevent interference between different signaling stations of the same system and in the other case to prevent interference between stations of different systems.



Means for controlling the frequency of a transmitter, either local or distant.

purposes, it is frequently desirable that some method be available for controlling the carrier frequency at one station from a distant station. In a wire carrier system, for example, it is necessary, where the homodyne method of receiving is employed to properly synchronize the frequencies used for receiving with the frequencies used for transmitting at the distant station, and it is also desirable that the spacing of the carrier frequencies em-

All of these situations call for some arrangements whereby a frequency at one station may be controlled from a distant station. In accordance with the present invention it is proposed to accomplish this result by arranging the circuits of a vacuum tube oscillator, so that the particular frequency at which the vacuum tube will oscillate will correspond either to the master frequency or to a frequency derived therefrom.

Here Are Three Good DX Records

Just One Month Old!

From F. Kummer, 296 Claremont Avenue, Jersey City, N. J.

I have been a constant reader of your excellent magazine and have taken great interest in the records the fans send in. I am located in the heart of broadcasting and have some of the most powerful stations operating to tune out such as WEA, WJZ, WOR, WJY and WHN. My set is just one month old and I have never worked it after midnight. All these stations have been heard with local stations broadcasting: WEA, WJZ, WBAY, WJY, WHN, WQAD, WLAW and WDT, New York City broadcasters; WOR, WAAM and WBS, Newark, N. J.; WDAR, WFI, WOO, WIP, Philadelphia, Pa.; WGY, Schenectady, N. Y.; WCAD, Canton, N. Y.; WHAZ, Troy, N. Y.; WGR, Troy, N. Y.; WRC, Washington, D. C.; WBZ, Springfield, Mass.; WNAC, Boston, Mass.; WSAD and WJAR, Providence, R. I.; KDKA and WCAE, Pittsburgh, Pa.; WTAM and WJAX, Cleveland, O.; WHAS, Louisville, Ky.; WSAI and WLW, Cincinnati, O.; KOP, Detroit, Mich.; WDAP, WJAZ and KYW, Chicago, Ill.; WCB, Zion, Ill.; WTAS, Elgin, Ill.; WOC, Davenport, Iowa; WDAX, Centerville, Iowa; WAA, Columbia, Mo.; WOS, Jefferson City, Mo.; WSB, Atlanta, Ga.; WDAF, Kansas City, Mo.; WFAA, Dallas, Tex., and WOAW, Omaha, Neb.

On One Radio, Detector and One Audio

From Kenneth Goodsell, 107 Gem Avenue, Bridgeport, Conn.

Being a regular reader of your fine weekly radio magazine I am an ardent radio fan; being a radio-phan I take great pleasure in finding new stations.

Below I am giving a list of stations I have received in the last three months. Every station in this list I have heard more than once and I always wait to hear the announcement of the call letters three times from every station before logging them.

My total to date is 62 stations. Largest total for one night 22 stations, including WKAQ, Porto Rico and WHB, Kansas City with a Federal No. 110.

Porto Rico, San Juan, WKAQ; Cuba, Tuinucu, 6KW; Havana, PWX; Omaha, Neb., WOAW; Davenport, Ia., WOC; Jefferson City, Mo., WOS; Kansas City, Mo., WHB, WDAF; St. Louis, Mo., KSD; Memphis, Tenn., WMC; Waupaca, Wis., WPAH; Zion, Ill., WCB; Elgin, Ill., WTAS; Chicago, Ill., WDAP, WMAQ, KYW, WJAZ; Louisville, Ky., WHAS; Cincinnati, O., WLW, WSAI; Detroit, Mich., WWJ, KOP, WCX; Atlanta, Ga., WSB; Pittsburgh, Pa., KDKA, WHAF, WCAE, KVO, WJAS; Harrisburg, WBAK; Blacksburg, Va., WEAE; Cleveland, O., WTAM, WJAX; Buffalo, N. Y., WGR; Lockport, N. Y., WMAK; Rochester, N. Y., WHAM; Schenectady, WGY; Troy, WHAZ; Springfield, WBZ; Boston, Mass., WNAC; Providence, WJAR, WSAD, WEAN; Medford, Mass., WGI; Canada, Montreal, CKAC, CHYC; New York City, WEA, WBAY, WJZ, WJY, WHN; Newark, N. J., WAAM, WOR; Philadelphia, WDAR, WFI, WOO, WIP; Washington, D. C., WRC, WCAP; Cleveland, O., WHK; Ames, Iowa, WOI.

Here to There—and Back Again

From E. L. McFarland, 721 Northwestern Avenue, Ames, Iowa.

I am going to take advantage of your invitation to send in our records. Last night I heard forty-four stations not counting local ones. I have heard all but two or three of these before and made sure of their calls.

The set I use is a regenerative with two stages of audio-frequency amplification. I get most of the stations on a Magnovox loud enough to be heard in two rooms.

The following is a list of the stations I heard last night: WOAW, Omaha, Neb.; WHB, Kansas City; WOAL, Minneapolis; WDAP, Chicago; KYW, Chicago; WOS, Jefferson City, Mo.; WLAG, Minneapolis; KDKA and WCAE, Pittsburgh; WJZ, WEA and WHN, New York; WOAI, San Antonio; WOC, Davenport; WBAP, Fort Worth; WDAR, Kansas City; KSD, St. Louis; WCAP, Washington; WMAQ, Chicago; KFLE, Denver; WPAL and WCAH, Columbus; WFAA, Dallas; WTAM, Cleveland; WHAS, Louisville; WOO, WIP and WFI, Philadelphia; KHJ and KFI, Los Angeles; WGY, Schenectady; KFDV, Fayetteville, Ark.; WMC, Memphis; WSAI, Cincinnati; WTAS, Elgin; WJAZ, Chicago; PWX, Havana; WSB, Atlanta; WABT, Washington, Pa.; KFKB, Milford, Kan.; Peabody, Kan., testing; KFMX, Northfield, Minn.; KPO, San Francisco.

Is this reception up to the average? My aerial is a single strand 150 feet long including lead in and is about thirty feet high. Best 73's.

"New York's Grand Opera - one of the many events enjoyed by Magnavox owners"

MAGNAVOX
Radio
Reproducers and Amplifiers



MMAGNAVOX instruments are never subject to those internal interferences which, at critical moments, are so apt to mar the performance of ordinary radio reproducers.

To measure the success which Magnavox engineers have accomplished in the design and manufacture of Magnavox products, remember that they have been sold in far larger quantities than any other radio units in the world.

Magnavox Reproducers

- R2 with 18-inch curvex horn \$60.00
- R3 with 14-inch curvex horn \$35.00
- M1 with 14-inch curvex horn.
Requires no battery for the field. \$35.00

- horn and 1 stage of amplification \$59.00
- A2-R consisting of electro-dynamic Reproducer with 14-inch curvex horn and 2 stages of amplification \$85.00

Magnavox Combination Sets

- A1-R consisting of electro-dynamic Reproducer with 14-inch curvex

Magnavox Power Amplifiers

- A1-1-stage \$27.50
- AC-2-C-2-stage \$55.00
- AC-3-C-3-stage \$75.00

Magnavox Products are for sale at Registered Magnavox Dealers everywhere. Write for new 32-page Magnavox Radio Catalogue.

THE MAGNAVOX CO., Oakland, Calif.

New York Office: 370 Seventh Avenue

Perkins Electric Limited, Toronto, Montreal, Winnipeg, Canadian Distributors

2R

For every receiving set there is a /
MAGNAVOX

Radio Merchandising

Advertising Rates: Display, \$5.00 an inch, \$150.00 a page. Classified Quick-Action Advertising, 5 cents a word. Phones: Lackawanna 6976 and 2043

Merger of Crosley Radio Interests

POWEL CROSLY, JR., announced last week the merger into the Crosley Radio Corporation, Cincinnati, Ohio, of the Crosley Manufacturing Company and the Precision Equipment Company, both of which Mr. Crosley has served as president for some time past. Through the acquisition of a larger manufacturing plant the new company will have a capacity of 5,000 receiving sets per day, which is claimed to be the largest output of any radio organization in the world.

Under the merger many economies will be effected in production, administration, management, advertising, and in other ways. The same policies will be effective as heretofore, with the same personnel in charge.

The Crosley Radio Corporation now occupies three large plants in Cincinnati, including its own woodworking cabinet plant. A fourth plant larger than the present three combined has just been purchased for additional expansion.

Vacuum Tube Burn-Out Insurance

THE subject of vacuum tube protection from accidental burn-outs has been given much attention by the engineers of the Radio Equipment Co., 20 Stuart St., Boston, who spent over a year of research work on the problem. The results of these efforts are several types of quick flash fuses developed to fit the particular needs of every class of vacuum tube now on the amateur market. Owing to the fact some tubes burn out when only a slight excess of voltage is applied to the filament made it highly inefficient to use one style of fuse for all tubes. Besides the fact that the Radeco safety fuse is a well developed laboratory product it is unique in design. It is only necessary to slip the fuse over one of the filament lead legs of the tube and without further connection the tube is protected. It is not necessary to use a fuse block or otherwise mount the fuse remote from the tube. The two are inseparably bound together as long as desired, yet the fuse can be instantly removed and placed on another tube. The use of Radeco safety fuses constitutes a vacuum tube burn-out insurance policy.

Dealers, Here's An Idea for You!

UP to the present time, the buyers of radio sets have all been of the type that go to the radio stores of their own volition, see the sets and then purchase. This lets out the great class that, although they hear about radio and are well cognizant of the fact that radio programs are on the air day and night, never become directly interested. They form a very large class and are potential buyers.

Radio receivers are today as much a part of a home as a Victrola or a day-bed or a library table. Why not, therefore, go about selling them in a manner that would encompass every one of the

Radio Trade Notes

The Sterling-Miles Radio Station, 288 Judson street, Pontiac, Mich., would like to get in touch with a jobber who will sell them wholesale on a consignment basis.

* * *

H. Newcome, of the Arrow Battery Service, 6 Eightieth street, Woodhaven, N. Y., states that he intends to travel and act as a distributor for radio sets and parts. He would like to hear from interested manufacturers.

* * *

Otto A. Halquist, 10 Pratt street, Nashua, N. H., informs RADIO WORLD that, in his opinion, there is an excellent opportunity in Nashua for an up-to-date radio store.

* * *

Radio Supply House, Perry Young, manager, 258 South Main street, Columbus, Ohio, has just entered the radio business as a distributor.

* * *

Jones Motor Mart, 37-39 Mill Street, Newport, R. I., is in the market for radio goods of all kinds.

A Broadcasting Station in the Movies

"HOLLYWOOD" McCOSKER, whose weekly talks on current motion pictures have proven one of the most popular features of Station WOR, Newark, N. J., at the conclusion of his reviews of recent photoplays, will tell the radio audience all about a picture he recently directed, the title of which is "Behind the Scenes at WOR." This news reel release produced by International will present to thousands of radio fans the intimate story of the WOR studio and will feature several of the artists who regularly appear at WOR. The star of the tabloid feature is "Chief," Jolly Bill Steinke's ethereal hound.

"The Man in the Moon," portrayed by the creator, William F. B. McNeary, Louise Egner, hostess at WOR and studio accompanist, Jimmy Shearer, vaudeville artist and revue king, are among those who appeared in the movie of WOR.

A dramatic and even tragic effect will close the picture showing "J. M. B." and Jack Poppele of WOR signaling the crew of the "Shenandoah" precisely as the scene was enacted on the memorable night when Messrs. Barnett and Poppele communicated with the aircraft.

possible buyers—even though they are of the type above outlined?

One way to do this would be to go to the bureau of vital statistics in every large community, say the marriage bureau, for instance, get the names of the newly married couples, and sell them on the idea that when they are buying furniture and equipping their homes, to consider radio as a part of the installation and make an allowance for it.

Here is an idea of a new way that dealers in radio—the real live sort of firms—can accomplish wonders, as there is plenty of meat for their files in this suggestion.

Radio Literature Wanted

Manufacturers of and dealers in radio apparatus and accessories are notified that literature and catalogues describing their products have been requested, through the Service Editor of RADIO WORLD, by the following:

Sterling-Miles Radio Station, 288 Judson St., Pontiac, Mich.
C. W. Smith, P. O. Box 74, Oroville, Wash. (Makes and installs sets).
A. S. Pospisil, Bruno, Neb.
L. L. Matt Lewis, Sr., Box 331, Imperial, Pa.
Thos. J. Rosum, Humboldt, S. D.
Frank Baertlich, Troy, Ind. (Sells sets.)
Radio Supply House, 258 S. Main St., Columbus, Ohio. (Distributor.)
Edward Howard, U. S. N., Ward "A," Naval Hospital, Great Lakes, Ill.
R. R. McGee, 1202 Pine St., Rolla, Mo.
Joseph Jackson, 5 Naguet street, N. S. Pittsburgh, Observatory Station, Pa.

Edison Says Broadcasting Will Increase Phonograph Record Demand

THOMAS A. EDISON recently was interviewed by a representative of "The Talking Machine World" on topics of interest to the phonograph trade. During the interview Mr. Edison said:

"Every farmer ultimately will own a radio of a reasonably priced sort and most of the well-to-do people will buy high-priced outfits.

"There already is considerable evidence that the broadcasting of music over radio has increased the demand for certain records and it seems quite probable that this broadcasting will, in the long run, develop a tendency for people to create libraries of the great instrumental music and the fine songs of the world, in which collections they will take as much pride as in their libraries of reading literature."

Radio and Electrical Business Opportunities

Rate: 40c a line. Minimum, 3 lines.


LET US BE YOUR FACTORY

Don't put your capital into machinery. We have excellent equipment, skilled mechanics and wide experience in building dies, tools and economical manufacturing of small devices; we do not finance inventions, but if you have funds to produce your article you can employ our facilities profitably and with less risk; at a reasonable charge we will design and build your tools, make your parts, and, if desired, assemble, pack and ship the complete device; our responsibility is established. Interstate Mechanical Laboratories, 521 West 57th St., New York City. Phone Columbus 5321.

RADIO DEPARTMENT TO LET in one of the most prominent toy and sporting goods shops in Queens; wonderful opportunity for right party. Inquire at Greenfield, 299 Steinway Ave., Astoria, L. I., N. Y. Phone Astoria 0610.

INTEREST IN MACHINERY BUSINESS wanted, electrical or otherwise; must be on paying basis and subject to expert examination; am 30, with 6 years' electrical experience; would invest \$10,000; Jersey preferred. P. O. Box 158, South Orange, N. J.

18 times more



ADJUSTED TO ALL TUBES

FIL-KO-STAT has a fine adjustment area many times greater than any other rheostat. It is the only rheostat assuring minute control over the maximum audibility range of the vacuum tube; bringing in DX stations you never heard before and eliminating tube noises.

30 ohms full resistance.
No adjustment to puzzle.
No discs to break.
No Carbon Powder.

\$2 AT ALL DEALERS

FIL-KO-STAT

Made and Guaranteed by
DX Instrument Co., Harrisburg, Pa.
Radio Stores Corp., 218 W. 34th St., New York
Sole International Distributors

BRISTOL AUDIOPHONE
MORE THAN A LOUD SPEAKER
Bristol Audiophone, Sr., 15-in. Horn..\$32.50
Bristol Audiophone, Jr., 11-in. Horn..\$22.50
Bristol Single Stage Power Amplifier..\$25.00
Write for Bulletin 3006-W
The Bristol Company
Waterbury, Conn.

You Don't Like to Solder
VERY FEW FANS REALLY DO
Anyone can assemble a radio set with a screw driver and pliers by using the new perforated flat copper connector and be sure of its efficiency.
Send a quarter to
PORTER MANUFACTURING COMPANY
135 East Jefferson DETROIT, MICH.

LITZ WIRE
All Sizes
IN STOCK

I. R. NELSON CO.
Bond Street Newark, N. J.

WAAM

Write for Bulletin N 1

RADIO WORLD, 15c. per copy; \$3.00 for six months; \$6.00 per year.

DOUBLE THE LIFE AT HALF THE COST



Arrow Radio Batteries

are guaranteed two years in writing.

Will ship C. O. D. or allow 5% discount for cash with order. Order shipped same day received. Write today.

We specialize in Storage Batteries only.

Arrow Battery Co.
8 St. Clare Place
New York City

6 V., 60 amps. \$8.50
6 V., 80 amps. 10.00
6 V., 100 amps. 12.50

HOWARD
No. 1001
6 1/2 Ohm Rheostat ... \$1.10
25 Ohm Rheostat ... 1.10
40 Ohm Rheostat ... 1.10
Patd. 870,042

HOWARD
No. 1003
200 Ohm Potentiometer. \$1.50
400 Ohm Potentiometer. 2.00
Patd. 870,042

HOWARD
No. 1004
Multi Terminal Receiver Plug, in a simultaneous connection for as many as six pairs of standard receiver tips ... \$2.00
Patd. Aug. 28, 1923

HOWARD


Ask the man to show you the Howard line of quality Radio Merchandise. Every piece is sold with the guarantee of satisfactory performance.

JOBBER'S WRITE FOR DISCOUNTS

Send 2c. stamp for wiring diagram and folder to Dept. J.

HOWARD
No. 1002
6 Ohm Micro-rheostat ... \$1.50
28 Ohm Micro-rheostat ... 1.50
40 Ohm Micro-rheostat ... 1.50
Patd. July 10, 1923

Blue Seal
Howard
Radio Co. Inc. Chicago, U.S.A.
GUARANTEED PRODUCTS
4248 North Western Ave.



HILCO VARIOCOUPLER
Type "E"

Contains primary and secondary winding of the HILCO Lattice Banked type, and is ideal for use in single, two and three circuits; close adjustments in wave lengths of 200 to 600 meters; very selective, sharp tuning and variable thru wide range. Price \$7.40.

Specified as
Standard Equipment
in Erla Reflex
and other
well-known
receiving
circuits.


What a Difference the HILCO Variocoupler Makes!

Put a HILCO variocoupler or variometer in your set and note the difference! The dominant and exclusive features of HILCO inductance coils are—1st, lattice-bank type of winding, which suspends the wire in air with the successive turns crossing each other at right angles. (This winding possesses much greater efficiency than honey-comb and duolateral windings, and should not be confused with them). 2nd, The unique design of mounting the winding, with minimum amount of insulating or energy-absorbing material employed.

These construction features make HILCO inductance coils very selective and sharp-tuning, enabling the most distant broadcasting stations to be brought in right thru nearby stations.

HILCO Radio Products are now sold by most dealers and jobbers. If your dealer or jobber can't supply you, send his name with order and we will see you are supplied.


DEALERS AND JOBBERS: Hilco Radio Products are profitable, satisfactory merchandise, with quick turnover. Write for literature and discounts.



Type A Variometer, very selective and sharp-tuning thru a range of from 200 to 600 meters. Price \$6.00.



HILCO TYPE R1 Inductance Coil for Reinartz circuit; will tune to wave lengths of 200 to 600 meters. Price \$2.50.



HILCO Krystkcoil—most efficient for crystal sets; winding tapped for tuning from 200 to 600 meters. Price \$1.25.

A. E. HILL MFG. CO., Atlanta, Ga., U. S. A.

THAT SUPERDYNE RECEIVER!

The receiver every fan has been looking for. The Four-Tube Receiver that is more powerful than a six-tube Naval Receiver. The Receiver which does not require a laboratory expert to build or operate. The Receiver that accomplishes anything any other will—and then more.

SEE RADIO WORLD

for Dec. 15, 22 and 29, and get all the details which will enable you to build this marvelous four-tube wonder. The 3 copies for 45c, or sent free if you send \$6.00 for yearly subscription. NOW!

BUILD a "S-U-P-E-R-D-Y-N-E"

RADIO WORLD, 1493 Broadway, N. Y. C.

SCIENTIFIC
HILCO
RADIO
APPARATUS

Will build you a Radio Receiving Set complete, cabinet, tubes, antenna, phones, etc., with one stage radio frequency, \$80.00; with two stages audio frequency, \$95.00; or with one radio and two audio for \$120.00, using tried and proven circuits, no "trick" hook-ups.

Guaranteed material and guaranteed results
W. E. NICKESON, JR.
 621 Chestnut St. Bridgeville, Pa.

ARE YOU GOING TO BUILD A SET?

Our specialty is:—Making outfits of complete parts for the construction of all good sets.

Our sets contain only the best standard apparatus. No inferior material is used in order that we may reduce the cost of the set to us. Our prices are absolutely the lowest that it is possible to sell good reliable outfits at.

By selling the complete outfit we are enabled to give a lower price than what the parts would cost if bought separately.

The outfits are complete, with drilled panel, base, bus-wire, binding posts, best standard parts, and directions, all ready to assemble and wire, which takes but a few hours.

We pay transportation charges, and we guarantee satisfaction.

1. Autoplex. One tube. Operates a loud speaker. The simplest set that has yet been designed \$12.00
2. Flewelling. One tube. Equal to three tube sets for distance 10.50
3. Reflex. One tube. Operates a loud speaker. 2000 to 3000 miles with phones. No howling. No re-radiation. This set incorporates one stage of radio frequency amplification, detector, and one stage of audio frequency amplification with only one tube 15.00
4. Reflex. Two tube. 500 to 1000 mile loud speaker range 23.00
5. Reflex. Three tube. Up to 3000 mile loud speaker range 33.00
6. Neutrodyne. Five tube. Save \$105 by building your own Neutrodyne 45.00
7. Ultradyne. More efficient than the Neutrodyne 45.00
8. Superdyne. Four tube. The Wonder Set. The set just described in Radio World. Results equal those obtained on an eight tube super-heterodyne 38.00
9. Major Armstrong's Radio Flivver. Two tube. This set is the most powerful ever made. In actual tests, using only a loop, this set has given greater volume than a regenerative set, using an outdoor antenna, three stages of audio frequency amplification, and three stages of power amplification. Slightly harder to operate than an ordinary set at first, but it is well worth while 25.00

If you wish to make any set which is not listed here, write us. We make outfits of all kinds of sets, and use only the best of apparatus.

BILTMORE RADIO COMPANY
 238 Lamartine St. Boston 30, Mass.

Yonemura Receives Medal From R. C. A.

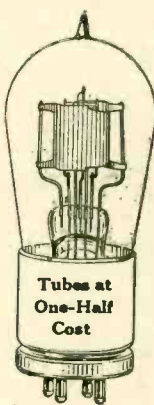
KAICHIRO YONEMURA, superintendent of the radio station at Tomioka, Japan, who sent out the first radio message notifying the world of the Japanese earthquake last September, has had his exploit recognized by the Radio Corporation of America in the form of a gold medal and \$500. Mr. Yonemura described the circumstances under which the now historic message was sent in an exclusive article in RADIO WORLD for December 1, 1923.

Radio Recalls Airplane from Storm

AN airplane which left Paris for Switzerland recently was recalled over a wireless telephone half an hour after it started. The airplane was taking passengers to Geneva, and when it left the Le Bourget airdrome at 9:45 o'clock the weather reports from along the route were satisfactory, says a cable dispatch to the New York "Times." Half an hour later, however, other reports reached Le Bourget to the effect that a violent wind and rain storm was beginning in the Jura Mountains and it was decided, if possible, to recall the pilot.

The distance the airplane had flown was calculated, and a wireless telephone call was given, advising the pilot to abandon the flight. The airman had the phones at his ears, picked up the message and immediately flew back to Le Bourget.

Save
1/2 Price
 of
New Tubes
 Burned out or broken tubes repaired and guaranteed equal to new.
Harvard Radio Laboratories
 200 Old Colony Ave. South Boston, Mass.




Nath. Baldwin Phones with SHELTON LOUD SPEAKER

COMPLETE \$10.00

Postpaid. Use your headset for 2 purposes—Exceptional combination value—Every pair of phones tested—Guaranteed to give results.
WALTER SCOTT
 1157 B. Broad St. Newark, N. J.



A Pleasant Surprise Awaits the User of the A. C. H. Sharp Tuner Dials




Why the A.C.H. is different
 3 in. DIAL 156-TO-1
 4 in. DIAL 215-TO-1

Will improve any receiving set, making difficult tuning easy

Money Back Guarantee
 Price 3-inch size, \$2.50 Price 4-inch size, \$5.00
 Regular fitting 5/16 shaft 3/4 and 3/16 5c each extra

- Extra Advantage of the A.C.H.**
1. Can be attached or removed from any instrument.
 2. Rough tuning same as any dial.
 3. Movement so fine that the eye cannot detect but the ear can.
 4. Automatically locks instrument so no jar can disturb it.
 5. Dial grounded reducing the body capacity to a minimum.
 6. Special dial 2 graduations where ordinarily one.
- MAIL ORDERS SENT PREPAID IN U. S. A.**
A. C. Hayden Radio & Research Co.
 BROCKTON, MASS., U. S. A.



COSMOPOLITAN PHUSIFORMER

Converts any set to the equivalent of a Neutrodyne and then some.

More satisfactory than any instrument heretofore given to the public. It meets the following requirements:

- | | |
|--|--------------------------------------|
| 1—Non-oscillation | 5—Synchronized and calibrated tuning |
| 2—Non-reradiation and non-interference | 6—Simple operation and construction |
| 3—Sensitive to distant stations | 7—Inexpensive |
| 4—Freedom from hand capacity | 8—Wave Trap |

LIST PRICE \$8.50

For further particulars apply to any radio dealer or write to address below.

COSMOPOLITAN PHUSIFORMER COMPANY, INC.

GROVER C. DAHLBENDER, Secretary and Treasurer
 Factory: 151 East 126th Street, New York City Office: 2255 Broadway, New York City

HUNT'S UNIVERSAL HAIR-LINE RADIO TUNING DEVICE



PATENT APPLIED FOR

ONE VERNIER FOR ALL DIALS

Gives micrometric adjustment outside the field of inductivity.

Tested and approved by amateurs and experts. Enables you to tune distant stations easier and more clearly. Simple as A B C. Installed from outside, no dismantling of your set necessary. *Audibility* made more natural or less distorted by the fine adjustments obtained. One Hunt's Device handles all dials on set or several sets. Costs only one dollar on guarantee of money refunded if not satisfied. Ask your dealer or order direct from Hunt Co., 486 Shrine Bldg., Memphis, Tenn.

Radio Signals Heard In 1400-Foot Mine

A PRESS dispatch from Bisbee, Arizona, states that a group of electricians, radio fans and newspaper men 1,400 feet down in the Junction Mine heard wireless telegraph signals, believed to have been sent in United States navy code. Efforts to tune in on radiophone concerts were unsuccessful, although "carrier waves" were caught, leading to the opinion that with more elaborate preparation radiophone concerts could be heard in the mines. The experiment was the initial step in testing the use of radio in mine rescue work.

Roxy's Gang to Tour

THE artists who broadcast on the air from the Capitol Theatre, New York City, every week have become so popular in the outlying districts where the concerts are received that numerous requests have been received by S. L. Rothafel from radio fans and civic organizations in various cities along the Atlantic seaboard, to permit his artists to appear there in concert. Plans are now being made for several concerts by the entire company of instrumental and vocal artists in Providence and Washington within the next few weeks.

WD-11 and WD-12

TUBES REPAIRED

WD-11 or WD-12 \$3.50 C-302 or UV-202 \$8.00
 O-300 or UV-200 2.75 C-301A or UV-201A 3.00
 O-301 or UV-201 3.00 DV-6 or DV-6A 3.00
 C-200 or UV-100 3.00

All tubes guaranteed to work like new.
 Mail Orders Given Prompt Attention
 "24 Hour Service"



70 HALSEY STREET, NEWARK, N. J.
 TUBES SENT PARCEL POST, C. O. D.


Radio Supplies at Cut Prices

CHARGERS	
Handy New Type	\$12.93
Homecharge	13.25
Genuine Tungar	15.75
CONDENSERS	
Crosley D	1.90
Bremer-Tully 23 Vernier	3.65
Bremer-Tully 43 Vernier	4.39
New York Coil 11	1.10
New York Coil 23	1.49
New York Coil 43	2.25
Kellogg 11 Vernier and Dial	4.71
Kellogg 23 Vernier	5.41
Kellogg 43 Vernier	6.11
COUPLERS AND VARIOMETERS	
Kellogg Couplers	6.95
Kellogg Variometer	5.95
Dayton Fan Coupler	5.65
Dayton Fan Variometer	5.35
PHONES	
Western Electric	8.50
Baldwin	8.45
Blue Streak	3.39
Little Tattler	2.79
Frost 2000	2.85
LOUD SPEAKERS	
Dictogrand New	19.75
R3 Magnavox	24.80
M1 Magnavox	24.80
A1R Magnavox	43.25
Western Electric 10 D	39.50
Western Electric 10 A	135.50
Western Electric Victrola Unit	9.25
BATTERIES	
Burgess No. 2156, 22 1/2 volt, Large Size	1.85
Burgess No. 5306, 45 volt, Large Size	3.45
Red Seal No. 6	.35
TRANSFORMERS (Subject to Prior Sale)	
Acme	3.55
All American, 3 to 1	3.35
Federal, New Style	5.10
Bremer-Tully Neutroformer	1.35
Dayton Fan	3.95
RHEOSTATS	
Jenkins, Vernier, 8.5 or 30 ohm	1.29
Percent, 20 ohm	.73
Dayton Fan, 30 ohm	.61
Marco Vernier	1.19
Crosley Multistats	.63
MISCELLANEOUS	
Bus Wire, So., Tinned, 2 ft. Lengths	.02
Snaggett, 3 ft. Lengths	.06
UV199, 201A, WD12, WD11, UV200	4.29
Western Electric 216A	9.11
SETS	
Bremer-Tully 5 tube Neutrodyne	77.00
Crosley XI	48.75
Crosley V (Precision Ace)	14.95
PARTS	
For a 5 tube Neutrodyne	34.90
ALL STANDARD MERCHANDISE AT LOW PRICES Write for Agent's Price List. Always includes Parcel Post and Insurance.	
VALLEY RADIO SUPPLY COMPANY 2212 LOCUST ST. ST. LOUIS, MO.	

\$25 for \$10

The New Acoustical Giant

DIRECT FROM FACTORY TO YOU



NO DEALERS JOBBERS SALESMEN

Their profit is your saving

This is truly a wonderful opportunity to buy this nationally known speaker at a tremendous saving.

Call at the factory, send us your check, money order or pay the postmaster \$10.00. C.O.D. DELIVERED FREE TO YOUR DOOR.

PRICE \$10

Bel-Canto Mfg. Co.

BENSIL-BONIS Inc., Dept. R.W.
 General Office & Factory, 417-419-421 E. 34th St., N. Y. C.
 Tel. 8559 Vand.

- 7 POINTS OF BEL-CANTO SUPERIORITY
1. Fiber horn. Crystalline finish.
 2. Our own adjustable loud speaking unit, giving a wide range of tone quality and volume without distortion.
 3. The base of cast iron, weighing four pounds, eliminating top heaviness.
 4. All other metal parts are of heavy cast aluminum, highly polished.
 5. Complete instrument stands 24 inches high, 10-inch bell.
 6. Guaranteed for one year from date of purchase against mechanical defects of any kind.
 7. No auxiliary batteries required. Just plug in on second stage.



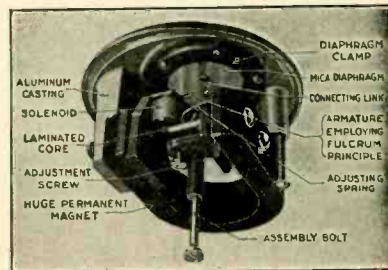
Guarantee

Money back any time within ten days if dissatisfied. We further guarantee to the publication carrying this advertisement that each and every speaker sold will be exactly as advertised in this issue.

THE TRINITY LOUD SPEAKER

TYPE "A1"
 21" FIBER HORN
 \$25.00

TYPE "B"
 (For Phonographs)
 \$12.50



INTERIOR CONSTRUCTION

An ear phone is an ear phone no matter how fancy the horn that covers it may be, and, due to the delicate construction of an ear phone it is utterly incapable of giving true tone reproduction, especially when relatively large currents are passed thru its coils, such as the output of a two-stage or power amplifier.

The Trinity Loud Speaker element embodies the well-proven and tested principles of the phonograph reproducer with the soundest principles of electromagnetic design best adapted for loud speaker operation. It is not an ear phone when placed on a head band and a loud speaker when covered with a horn. It is a sturdy loud-speaking element ALWAYS.

SEND FOR LITERATURE.

TRINITY RADIO CORPORATION

446 TREMONT STREET, BOSTON, MASS.

PATENTS

Domestic and Foreign, Trade Marks and Copyrights, Infringement Suits and Interference Cases.

Booklet "More Light on Patents" Sent Free

MAX D. ORDMAN

Reg. Pat. Lawyer
 Mech. and Elect. Engineer
 Specializing in Radio

1505 Woolworth Bldg., N.Y. City Tel. Whitehall 7040-1

PATENTS

promptly procured. Trade Marks designed & registered FREE INVENTION RECORDING BLANK Phone Vanderbilt 7212



GUARANTEED Dry B Batteries

Shipment prepaid at the following prices direct to consumer:

	large	medium	small
22 1/2 volt variable	\$1.55	\$1.25	\$0.80
45 volt variable	2.85	2.55	

Guaranteed money back if you're not satisfied.

Sidbenel Radio—Premium Dept.

25 W. Mt. Eden Avenue New York City

DO SQUEALS AND HOWLS bother you? Are you making your own worst interference due to letting your receiver create interfering radiation? If you are, see article by C. White entitled "How to stop re-radiation on Single Circuit Receivers" in RADIO WORLD for December 8th issue. Radio World, 1493 B'way, New York City. 15c. a copy.

OUT OF THE ETHER

Chats About Broadcasting Stations

By Hirsch M. Kaplan

WGI presented the novelty feature for this week in Stanley H. Greenlaw and his musical saw, who entertained us with a very splendid program of popular and classical numbers. Too bad station WGI fades with such intensity, for much of Mr. Greenlaw's program was lost to us;

DEALERS

Write us for wholesale prices on ACE Vernier Condensers, Marie Transformers, Turney latest Type Beinartz Coils, and other standard radio makes. Our prices are right. Quick Service.

"Everything in Radio"

MAURICE SCHWARTZ & SON
710-712 Broadway, Schenectady, N. Y.

Coast to Coast on One Tube and No Body Capacity

These popular hook-ups use UV-199, WD-11 or WD-12 Tubes. One hook-up gives selectivity and 1,500 miles with absolutely no body capacity, while the other gives the remarkable distance of coast to coast. Both prints postpaid for 50 cents or any of the above tubes postpaid \$4.95. No stamps accepted.

Radio Outfitting & Supply Co.
Box 1107 LANCASTER, PA.

SPECIAL \$ SAVERS

Satisfaction or money back

KNOCK DOWN NEUTRODYNES

Most popular receivers today

\$80.00 Model KD 50, Freed Eisemann Receiver. ALL parts included. Special at.....	\$69.85
65.60 Model 187A, Fada Receiver. ALL parts to build 5 Tube Neutrodyne. Special at.....	56.75
17.50 Workrite Parts Set.....	15.95
25.00 Fada Parts Set (Neutrodyne).....	21.85
2.00 Neutroformer Coil.....	1.45
65.00 Crosley XJ "Better, Costs Less".....	54.50
1.00 Curtis Rubber Ear Caps.....	.65

CONDENSERS

2.00 23 Plate R. C. Co.....	1.25
2.75 43 Plate, R. C. Co.....	1.45
4.00 23 Plate, Vernier, R. C.....	2.10
4.50 43 Plate, Vernier, R. C.....	2.35

Everything guaranteed as firsts. Don't delay getting price list No. 9.

RADIO SUPPLY STORES
254 W. Stiegel St., Mahan, Pa.

SLEEPER MONOTROL

Reg. U. S. Pat. Off.

Licensed under the Grimes Inverse Duplex Inventions. No aerial—no ground. Just one dial to turn.

Perfect selectivity—no interference.

The Monotrol will bring in more stations with better reception than any other set you have ever heard.

Booklet "W" on request.

SLEEPER RADIO CORPORATION
88 Park Place New York

Read Radio World's Classified Dept.

nevertheless we heard enough to satisfy our appetite.

No doubt there are few who knew that the famous Benjamin Franklin was the greatest cross-country walker of his time, until "Ed" Hughes, famous New York sport writer and cartoonist, told us so in his short talk on "Ben Franklin as an Athlete" from station WJZ.

Do you like band music? Then tune in station WNAC or WEAN, any Tuesday evening at 8:15 and listen to one of the finest bands that has ever played over radio. This combination is called the Boston American Band.

WAAM sprang a surprise the other evening when it offered a program of

IT'S A FRAME-UP

CAST ALUMINUM FRAMES

FOR YOUR RADIO SET

MAKE IT RIGID and STRONG

NO WARPING NO SHORT CIRCUITS
SPRINGING BROKEN WIRES

NO MORE CABINETS

JUST APPLY FLAT MAHOGANY OR PLATE GLASS COVERS TO THE FRAMES

A SIZE FOR YOUR SET. PRICE **85c. Each**

QUINBY RADIO CONSTRUCTION CO.
Subway Bldg., 181st Street and St. Nicholas Avenue
New York City

RADIO BY MAIL

UV200, UV201A, UV199, WD11, WD12	
GENUINE RCA RADIOTRON TUBES.....	\$4.24
"ACME" AUDIO & RADIO TRANSFORMERS 3.94	
"ERLA" AUDIO & REFLEX TRANSFORMERS 3.89	
ALL AMERICAN AF. & RF. TRANSFORMERS 3.79	
"COMO" PUSH-PULL TRANSFORMERS (PR) 9.38	
ALL AMER. PUSH-PULL TRANSFORMERS... 9.87	
3 Amp. BATTERY CHARGER WITH \$9.38	
"TUNGAR" BULB.....	56.00
BRANDES "SUPERIOR" PHONES.....	4.69
\$10.00 BRANDES "TABLE TALKER".....	8.29
\$5.00 BREMER-TULLY "VER. TUNER".....	3.94
B-T NEUTRODYNE TRANSFORMERS (set 3) 4.76	
\$3.00 SIZE 22½-VOLT "B" BATTERY.....	1.49
\$5.50 SIZE 45-VOLT "B" BATTERY.....	3.19

VARIABLE CONDENSERS

11-PLATE, \$0.94 VERNIER WITH DIAL..	\$1.89
23-PLATE, 1.19 VERNIER WITH DIAL..	2.19
43-PLATE, 1.34 VERNIER WITH DIAL..	2.49
\$25.00 SET "FADA" NEUTRODYNE PARTS..	19.95
\$65.00 SET "FADA" NEUTRODYNE PARTS..	51.95
GE "TUNGAR" 2-AMP. BAT. CHARGER 15.69	

Cash or C. O. D. Send for Complete List.
SIMPLEX RADIO COMPANY
1806 Lafayette Avenue St. Louis, Mo.

Trade-"THORIO"-Mark

DETECTOR-AMPLIFIER

T. No. 1. Detector-Amplifier. 1½ Volt Filament. ¼ Ampere. Plate Voltage, 22½-90.	
T. No. 3. Detector-Amplifier. 3 Volt Filament. 125 Ampere. Plate Voltage, 22½-90.	
T. No. 5. Detector-Amplifier. 6 Volt Filament. 25 Ampere. Plate Voltage, 22½-90.	
T. No. 7. Detector. 6 Volt Filament. ¼ Ampere. Plate Voltage, 16-22½.	

Filament licensed under Patent No. 1422019 July 4th, 1922.
THORIO TUBES GUARANTEED
Superior to any on the market for Volume, Clearness, Distance and lack of Tube Noise. Mailed Post Paid to any address in the United States at \$4.00 each.

HAYDEN SALES COMPANY
109 GRAND STREET JERSEY CITY, N. J.
Dealers' orders given prompt attention

dance music as played by the WAAM Orchestra and let me tell you that it sure can play. This group is on the air almost every evening, so if you want to have a good dance, or if you want to listen to a good orchestra, tune down to 263 meters and enjoy yourself to your heart's content. By the way, may we call to the attention of those operating this station, that the musical program rendered at their studio comes through great, but that voice numbers are terribly distorted? It sounds as if you are using the same microphone for both. Maybe that is your trouble.

Swinging our loop in a westerly direction the other evening, we tuned in station WDAF of the "Nighthawks" as they were presenting a number of popular selections as played by "Tim" Crawford" upon the organ. Mr. Crawford made his offerings very interesting by playing many of them in his own arrangement.

Eddie Cantor and Fannie Brice, two of Broadway's most famous comedians, did their bit toward giving the radio audience an enjoyable evening by offering several jokes put over with Jewish accent. Their performance this time was quite short but let us hope that some time, possibly in the very near future, they'll be able to be with us a little longer.

The husky voices of the members of the University of Pennsylvania Glee Club came through from station WIP with a great selection of solos, duets, trios, quartets, college, popular and classical songs. On the same program was an address on the "Career of Benjamin Franklin." This program was offered in commemoration of the 218th birthday of Benjamin Franklin.

Station WLW gave us a good time with its one act radiario entitled "Ile," as performed by the Crosley Radarians. This, plus the splendid selections played by Carey's Orchestra, proved a real treat.



The Latest in
Circuit Designs
HENLEY'S
222
RADIO
CIRCUIT
DESIGNS

A Complete and Up-to-Date Collection of Modern Receiving and Transmitting Hook Ups

Written and Edited by a Staff of Radio Engineers of Wide Practical Experience and Thorough Theoretical Training.

Editor **JOHN E. ANDERSON, A.B., M.A.**
Formerly with the Western Electric Co.
ARTHUR C. C. MILLS, Radio Expert
ELMER H. LEWIS, Assoc. I.R.E., Radio Instructor
East Side Y. M. C. A., New York City
Author of "A B C of Vacuum Tubes"

Price \$1.00

256 Pages.
284 Diagrams and Illustrations Specially made for this book.

AN ENTIRELY new and thoroughly practical book on radio circuit designs which will meet the needs of every radio enthusiast, whether novice or expert, amateur or professional. It is replete with correct and trustworthy radio information from which any one can successfully build and operate any of the circuits given. Contains the largest collection of radio circuits and Hook Ups ever published and includes all the standard types and latest developments.

This new book treats the subject in an entirely different and novel way, as it is the only book that illustrates the complete electrical design of the circuits, showing the electrical values of inductances, capacities and resistances, with the name of each element on the diagram of the circuit. It surpasses all other books in the scope of its subject matter, in the simplicity and novelty of presentation, and in thoroughness of detail.

THE COLUMBIA PRINT
1493 BROADWAY NEW YORK CITY

DIALS
KNOBS
TUBING

MAHOGANITE and BLACK RADION PANELS

SOCKETS
MAHOGANITE
BINDING
POSTS

ALL STOCK SIZES, Also CUT TO ANY SPECIAL SIZE

HARD RUBBER PANELS (H-R. Grade) ALWAYS IN STOCK

WHOLESALE *Send for Our Complete Price List.* RETAIL
N. Y. HARD RUBBER TURNING CO.
212R CENTRE STREET Telephone: Canal 8315 NEW YORK, N. Y.

Loud Speakers Tried on Steamship

WHEN the steamship "Kroonland" of the Panama Pacific Line cleared the bar at Sandy Hook recently on her way to California ports via the Panama Canal, there began an interesting test with portable radio loud speakers at sea. The ship has been equipped with portable loud speakers that will enable her passengers in all three classes to hear music, speeches and other matter broadcast from shore stations, and it is expected by M. J. Schaefer, her chief radio operator, that she will be in constant touch with stations in New York state throughout the entire 5,200 miles of the voyage between New York and San Francisco.

The preparations made for broadcasting the eastern programs to all classes of the Kroonland's passengers on the coming voyage resulted from a discovery made on her last voyage from San Francisco and Los Angeles that music broadcast from Station WGY, N. Y., could be picked up when the ship was 500 miles from Los Angeles, as clearly as if she were off the port of New York.

When this discovery was made, a loud speaker had been placed on deck, and

first class passengers began dancing to the jazz music coming from the General Electric station, across the continent and 500 miles of sea, a distance of about 4,000 miles. Captain Thomas W. Garlick, the ship's commander, was taking a nap at the time, and hearing the music outside his door, came out with a rush to learn where it was coming from.

Naval Officers and Radio Men Lose Lives

THE U. S. S. "Tacoma" recently was on Blanquilla Reef, outside the Harbor of Vera Cruz, Mexico, where she had been ordered to restore cable communication. Her commander, Captain Herbert G. Sparrow, six officers and 48 men stuck to the ship while the remainder of the crew were put ashore.

On January 22 a violent norther sprang up and completed the wreck of the "Tacoma." The Mexican revolutionists sent out from Vera Cruz several small vessels and courageously rescued most of those on the "Tacoma." Captain Sparrow and two radio men, however, were lost.

RADIO

SEND FOR OUR COMPLETE MONEY SAVING CATALOG
TIMES SQ. AUTO SUPPLY CO. INC.
MAIL ORDER DEPT.

1745 BROADWAY AT 56th STREET
NEW YORK, N. Y.

RADIO CONSTRUCTOR plans make set building EASY!

Ask for Newman's RADIO CONSTRUCTOR Plans and Books at your dealers. Blue prints showing full size templates, wiring connections and instructions, for building the most popular circuits.

S. NEWMAN, Publisher
74 Dey Street New York City

FORMICA
A Laminated Phenolic Condensation Product
SHEETS TUBES RODS

The Best Made—BACK MOUNTING INDUCTANCE SWITCH—See Them
UNITED RADIO MFG. CO.

PANELS CUT-DRILLED
Neatly—Lowest Prices

For quick service and high class work see us.
TRIPLE PANEL MOUNTING SOCKETS
This scarce item ready for instant delivery.

Phone Cort. 4885 Dept. R. W.
191 GREENWICH STREET, N. Y. CITY

DEALERS Send for
FREE CATALOG
48 page

Dealers who handle quality products should get our unusually attractive discounts.

All high grade standard sets and supplies. All orders shipped on day received

Write TODAY for catalog

FEDERAL RADIO CO.

Distributors of

Standard Radio Sets and Supplies
1900 Harney St. Omaha, Nebr.

VACUUM TUBES REPAIRED

WD-11, WD-12, UV-201A, UV-199 and others for **\$3.00**

Quick service. All tubes repaired by us guaranteed to work as good as new. Send your dead tubes. We prepay parcel post to you. All you pay is \$3.00 to postman.

THOMAS BROWN CO.

511-519 ORANGE ST. NEWARK, N. J.

Lattice Coil Specialties



Variometers
Variocouplers
R.F. Transformers
Micro-Mike Condensers
Plain Coils
Tapped Coils

Make that New Circuit
AUTO—MILO—or Any Other **PLEX TALK** Right Out Loud by

Using Quality Apparatus as supplied under the **ESTRU** Trade Mark.

UNI-FLEX PARTS Flexible Units interchangeable for all Kinds of Circuits.

Write for Literature



2905 WEST MADISON STREET

Get the Thrill of Distance

Armstrong Regenerative Set Receiving Radius 600 Miles

Order Direct From This Advertisement.

HERE is a money saving Radio Outfit that will bring the news of the world—concerts, lectures and stock reports—into your home. Sold complete with head set, tube, batteries, aerial and ground wires, for only **\$23.25!** Connections simple and plainly marked. Easy to tune. Order NOW! Shipping weight, 12 pounds. Shipped from CHICAGO or PHILADELPHIA store.

57RW9366 **\$23.25**

Licensed under the Armstrong Patent No. 1113149 for amateur, experimental and scientific uses only.



Save on All Radio Supplies.

Save money on your Radio Supplies, and get guaranteed quality! Our big FREE Book shows hundreds of bargains in complete sets and parts. Many new hookups, complete list of broadcasting stations. Contains "How to Build an Aerial."



\$23.25

FREE Radio Catalog

Sears, Roebuck and Co.
Chicago - Philadelphia

Mail coupon today to store nearest you for Free Radio Catalog.

Send me FREE Radio Catalog No. 87R01

Name.....

P. O..... State.....

Rural Route..... Box No.....

Street and No.....

Sears, Roebuck and Co. Chicago Philadelphia
The World's Biggest Mail Order House

FREE FREE FREE FREE

Sets assembled free with order
**HEAR 2,000 MILES
 ON A ONE TUBE SET**

Distance, Volume, Very Select Tuning
EASILY OPERATED
Guaranteed to Work or Money Back
PARTS SUPPLIED IN SETS

1 cabinet, 1 drilled grade A hard rubber panel, 1 23-plate condenser, 1 variometer, 1 rheostat, 1 tube socket, 2 3-inch dials, 8 initialed binding posts, 3 lengths spaghetti, 3 lengths bus wire, 1 grid leak and condenser, 1 diagram, etc.

All Standard Parts.
 List Price \$29.75

OUR PRICE \$7.50 WHY PAY MORE?

LIMITED QUANTITY
 UNASSEMBLED or ASSEMBLED
Mutual Radio Devices Company
 25 R.W. Third Avenue, New York, N. Y.

Cockaday Coil Set \$2.50

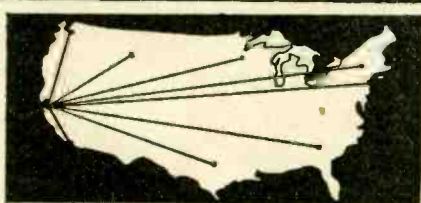
Including full size blue prints of panel layout, complete picture hookup, and fully illustrated instructions for construction and operation.

Coils are fully assembled, made exactly as specified by Mr. Cockaday, D coil bank wound. Far more efficient than any home-made coils.

Standard parts for this sensational circuit—panel, coils, condensers, verniers, variable resistance, vernier, rheostat, socket, double jack, dials, switch, contact points, posts, busbar, wire, spaghetti, etc. (no tubes or phones).

Complete for \$11.65
 Postage additional on all shipments.
 Send no Money. **PAY THE POSTMAN.**
 All Goods Shipped Parcel Post C. O. D.

RADIO SURPLUS STORES
 HELENA, MONTANA



ON ONE TUBE

Broadcasting from Atlantic Coast, Mexico, Hawaii, Canada and Cuba heard in California by users of CROSS COUNTRY CIRCUIT. Range due to simplicity of set and only one tuning control. Easily and cheaply built by any novice. Dry cell tubes may be used. All instructions, blueprint panel layout, assembly photo, etc. Postpaid \$5. Stamps accepted.

VESCO RADIO SHOP, BX RW-117, Oakland, Cal.

**WHAT YOU HAVE BEEN LOOKING FOR
 The MICRO-COUPLER**


Patent Pending

Made for use as Coupler, Wave Trap, R. F. Transformer and special Amateur Low Wave Coupler, all with coarse and vernier controls.

Send for Descriptive Literature


Unmounted \$3.00 (Prepaid)
 Unit Panel \$7.75 (Insured)

The Amateur Radio Equipment Supply
 1504 Federal St., Philadelphia, Penn., U. S. A.



Knob and Lever Vernier Control. Max. Min. Ratio 23 Plate Vernier 60:1. Price \$3.50 with knob and lever but not a dial.

A SUPER CONDENSER for ANY CIRCUIT
DUPLEX



COMPACT PRECISION CONDENSER

Awarded N. Y. Evening Mail Certificate of Excellence.

Bulletin "Taking the 'CON' out of Condensers" contains facts you should know. Write NOW for a copy.

SUPERIOR RADIO SERVICE CO.

Mail Orders Only

Room 405, 500 Fifth Ave. New York City, N. Y.

New Radio and Electrical Firms

Quality Radio Products Co., New York City, \$1,000; S. Salzberg, J. Levy, M. Bleicher. (Attorney, M. Bolit, 220 Broadway.)

Labelle Radio Co., New York City, make loud speakers, \$5,000; M. and S. Rosen, A. A. Aswel. (Attorneys, Feldman, Streicher & Feldman, 154 Nassau St.)

Fraser Electric Transmission Corp., Wilmington, Del., manufacture, \$10,000,000. (Corporation Trust Co. of America.)

Standard Electric Products, Dover, Del., \$250,000. (Capital Trust Co. of Delaware.)

Rapp & Bailey Corp., New York City, radio supplies, \$6,000; R. Rapp, B. L.

Bailey. (Attorney, M. Klein, 261 Broadway.)

Kingsway Light House, Brooklyn, electric supplies, \$5,000; M. Bander, G. Sleicher, J. Strauss. (Attorney, J. N. Kraeger, 176 Midwood St., Brooklyn.)

Kirkaldy Engineering Corp., New York City, 200 shares preferred stock, \$100 each; 1,000 common, no par value; S. Lippman, F. J. Byrne, W. R. Roct. (Attorney, S. Anderson, 233 Broadway.)

Strand Radio-Kraft Corp., Brooklyn, N. Y., 250 shares preferred stock, \$100 each; 5,000 common, no par value; L. Meisel, S. A. Joffe, S. Weisman. (Attorney, J. I. Weisman, 38 Park Row.)

Post Electric Co., New York City, \$20,000; H. A. Wehrman, S. H. Balzer, W. H. H. Myers. (Attorney, H. K. Tobias, 130 East 15th St.)

Berloid Products Corp., New York City, radio parts, \$6,000; L. Knobel, J. Benjamin, L. Wolfe. (Attorneys, Cohen, Haas & Schimmel, 302 Broadway.)

Standard Electric Products, Dover, Del., incorporated for \$250,000. Attorney, Corporation Trust Co. of America.

S.-K. Radio Products Co., New York City, \$5,000; M. Stockman, D. Kamp, L. Pollock. (Attorney, S. Sufrin, 201 Broadway.)

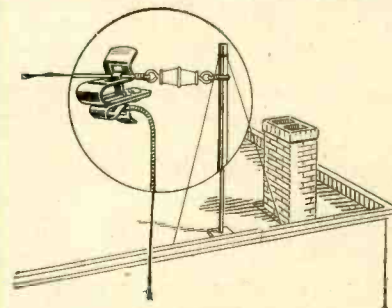
Cram & Barnes, Tuxedo, N. Y., electrical and mechanical engineers, \$50,000; C. R. Cram, F. S. Barnes, R. E. Husted. (Attorneys, J. W. & P. V. D. Gott, Goshen.)

Frank Radio Corporation, New York City, \$50,000; J. M. Donegan, M. V. Kress, R. Snow. (Attorney, M. D. Kepple, 66 West 40th St.)

Radio Fans Save Two from Death by Fire

A FIRE in a New York rooming house might have taken the lives of one of the roomers and his guest at 4 o'clock one morning recently if Mr. and Mrs. Robert Johnston had not been sitting up to pick up by radio a midnight concert in San Francisco. Their quick call for firemen resulted in the two men being carried down alive from the fourth floor landing, where they had been overcome by smoke.

**FAHNESTOCK'S
 LATEST RADIO HELP**



No. 31
 THE

Antenna Connector

Price 10c

Snap larger connector over Antenna Wire; insert Lead-in Wire into smaller clip and a perfect connection is the result.

At Your Dealers

Fahnestock Elec. Co.

LONG ISLAND CITY
 NEW YORK

Radio for New York Police Airplanes

THE seven police airplanes now in hangars at Fort Hamilton, Brooklyn, N. Y., are to be equipped with radio sending and receiving apparatus, according to Inspector General Charles H. McKinney of the Police Department. The 200 members of the police reserve aviation division are now being trained for radio work, and recently Paul C. Hoernel, electrical engineer of the Western Electric Company, lectured to the reserves on the use of radio in flying.

The planes are to be equipped with radio outfits before May 1, it was learned. Just how the expense of this equipment was to be met is not known. Commissioner Enright has applied on several occasions to the Board of Estimate for \$15,000 with which to equip the planes with radio sending and receiving sets, but each time the appropriation was disallowed.

Spreckles Buys Federal

RUDOLPH SPRECKLES, president of the United States Bank & Trust Company of San Francisco, announced last week that he had acquired control of 100,000 shares of stock of the Federal Telegraph Company. The total number of shares of the company is 300,000. The company recently closed with the Chinese Government for the installation of wireless stations in that country.

Ackerman
LOUD SPEAKER, \$9.50
 Complete—Ready for Immediate Use
 Delivered Anywhere in the U. S. A. A Marvelous Speaker for the price of a headset.
 Dealers and Jobbers Write for Discounts.
ACKERMAN BROS. CO., Inc.
 301 W. 4th St. (Dist. "RW"), New York, N. Y.

USE
EVEREADY
Radio Batteries
—they last longer



THE TUBE'S THE THING

Get Radio Reception Without Noise

Myers RADIO VACUUM Tubes

Guarantee Perfect Clarity

Hear without noise or tube hiss with Myers Tubes. They give much greater amplification, are perfect Detectors and Oscillators. They add 50% to the efficiency of your set because they reduce interference.

TWO TYPES: Myers Dry Battery Tube 2½ Volts—¼ Ampere. Myers Universal operates on either 3 Dry Cells or storage batteries. Ready for mounting. No sockets or extra equipment needed. **\$5.00 EACH**

See that you get the New Improved Myers Tubes. You will know them by the Silver Coating. Others are not guaranteed.

At your Dealer, otherwise send purchase price and you will be supplied Postpaid.

Sole Manufacturers

F. B. Myers Co. Ltd.

Radio Vacuum Tubes

240 Craig Street West

Montreal, CANADA

WE REPAIR RADIO TUBES

WD-11.....\$3.50	UV-199.....\$3.50
WD-12..... 3.50	D-299..... 3.50
UV-200... 2.75	UV-201A... 3.50
UV-201... 3.00	C-301A... 3.50
O-300..... 2.75	UV-202... 4.00
O-301..... 3.00	C-302... 4.00
DV-6A.....\$3.50	

Mail orders solicited and promptly attended to.
 Dealers and agents write for special discounts.

H. & H. RADIO CO.
 P. O. Box 22-B
 Clinton-Hill Station Newark, N. J.

The Whole U.S.A. at Your Finger Tips



with A KENNEDY TUNER

PATENT PENDING
 NONE GENUINE WITHOUT THIS SIGNATURE

J. Kennedy

BE CONVINCED WITH YOUR OWN EARS

I give demonstrations each evening at my home, 470 West 48th Street, N. Y. C., of my Tuner, bringing in Stations from New York to Los Angeles.

The Kennedy Tuner has no taps and no switches to turn and only one control to pick Stations with. Volume can be increased or decreased by turning dial on Kennedy Tuner, making receiver so simple anyone in family can operate.

Kennedy Tuner and Diagram\$5.00
 Diagram without Tuner.....\$1.00

Send your check, money order, or pay postman C. O. D. as preferred. Call at 137 West 48th Street by day or 470 West 159th Street evenings.

Satisfaction Guaranteed or Money Refunded

T. J. KENNEDY

137 West 48th Street New York City

An Absolute Guarantee with every instrument made them famous!

SHAMROCK
 (FOR SELECTIVE TUNING)

180° Vario-Coupler

DOUBLE DUTY PIG-TAIL Variometer

\$3.50 each (list price)

SHAMROCK MFG. CO.
 316 W. Market St. - Newark N. J.

FILL OUT AND MAIL NOW

SUBSCRIPTION BLANK

RADIO WORLD

RADIO WORLD

1493 Broadway, New York City

Please send me RADIO WORLD for.....months, for which

please find enclosed \$.....

SUBSCRIPTION RATES:

Three Months 1.50

Single Copy\$.15

Six Months 3.00

One Year, 12 Issues..... 6.00

Add \$1.00 a Year to Foreign Postage; 50c for Canadian Postage.

ALL LINES OF RADIO MERCHANDISE

ARE IN OUR STOCK
New York Prices Direct to You
Just Tell Us What You Want
GLOBE RADIO SHOP

115 West 23rd Street New York

UNUSUAL BARGAINS

Moulded Variometers.....	\$5.00	Value	\$2.00
Sockets, Nickel top, moulded base	.60	"	.24
23 Plate Condenser.....	2.00	"	1.25
43 Plate Condenser.....	3.00	"	1.89
7 x 10 Panel.....	.90	"	.50
Rheostats, 6 ohm.....	.90	"	.57
Large 45 Volt B Battery.....	8.50	"	2.45

Also Burgess A Batteries and other Standard Goods.
Sold on Money Back Guarantee


NATIONAL RESERVE RADIO CO.
17-19 Bridge Street New York City

BARGAINS IN RADIO PARTS

WRITE FOR OUR MONTHLY
RADIO BARGAIN SHEET

FREE, on Request, 25c RADIO BOOK
WORKSMAN RADIO SERVICE
14-16W Vesey St. New York City

Get a REAL "B" Battery
One with Power—Rechargeable
Roberts Rechargeable "B" Battery
LASTS A LIFETIME



Roberts Rechargeable Storage B Battery.
A swing of the Switch Levers gives instant voltage changes on detector and amplifying tubes. No change of wiring necessary. Only three (3) main terminals to connect.
Type A—100 volts with variable detector from 16-22 volts. \$20.50.
Type B—100 volts with variable detector from 16-22 volts, and variable voltage from 44-100 volts for amplifier. \$23.50.
Type C—140 volts with variable detector from 16-22 volts. \$28.50.
Type D—140 volts with variable detector from 16-22 volts, and variable voltage from 44-140 volts for amplifier. \$30.00.
Batteries can be obtained from the following dealers:
Brooklyn Radio Service, 573 Myrtle Ave., Smith and Livingston Sts., B'klyn, 17 John St., N. Y. C.
Romeo Battery Co., 146 W. 68th St., N. Y. C.
Matthews, Conroy Storage Battery Co., 147 East 75th Street, New York City
Auto Electric Store B. & S. Co., 201 Paterson Street, Paterson, N. J.
Stephens Radio Supplies, 6-8 Nassau Road, Roosevelt, L. I.
or direct from
W. Roberts Storage B Battery Co., 1120 Myrtle Ave., Brooklyn, N. Y.
Tel. Pulaski 2023. Open till 9 P. M.
Dealers write for Terms. Mail Orders Filled.

WHAZ Heard on the Yukon

THAT government officials, mounted police and others in the Canadian Northwest, in the northern outposts of the continent, enjoy the programs broadcast from the Rensselaer Polytechnic Institute radio-telephone at Troy, N. Y., is indicated by a letter just received, though mailed nearly a month ago at Dawson in the Yukon Territory on the border of Alaska. WHAZ station is heard with considerable regularity at greater distances—Dawson being approximately 4,000 miles from Troy, about as far as London or Glasgow or the Hawaiian Islands, which frequently report hearing the Troy Tech broadcasts—but there is a glamour and a touch of romance about the open places on the world's retreating frontiers that only serves to increase the wonder that radio penetrates their fastnesses and takes to them the best of the world's music, entertainment and educational discourses. The letter follows:

Department of National Defense,
Dawson, Yukon Territory.

WHAZ,
Rensselaer Polytechnic Institute,
Troy, New York.

Dear Sirs:
Just a line to congratulate the lady who sang "Sing Me to Sleep," about 11:45 hours your time, on the night of December 17, 1923.

Received same over a one, one and two stage set (transformer coupling.)

Yours truly,
C. G. MAY.



For best reception
you need

The Goodman

The nicest short wave tuner on the market. Great for present broadcasts, local and DX. Used in all parts of the world. Certificates of merit from testing laboratories. Pamphlet on request.
L. W. GOODMAN, Mfr., Drexel Hill, Pa.

THESE BACK NUMBERS OF RADIO WORLD ARE OUT OF PRINT

April 22, 1922	October 28, 1922
April 29, 1922	January 13, 1923
May 20, 1922	January 20, 1923
June 24, 1922	January 27, 1923
August 5, 1922	February 24, 1923
October 21, 1922	May 12, 1923

If you can supply these back numbers, mail them to this office and we will send you current issues for them.

RADIO WORLD
1493 Broadway New York City

Radio a Government Monopoly in Poland

OWNERSHIP and operation of radio stations in Poland rests exclusively with the authorized departments of the Polish Government, according to advices to the Department of Commerce. A bill, however, has been pending before the Diet for the past several months by the terms of which amateur or privately-owned receiving stations will be authorized under government control. There is only one factory in Poland making radio apparatus. Its output is confined principally to army requirements. Vacuum tubes and other parts are imported from Germany.

Austrian Wireless Service Begun

THE Austro-Marconi Radio Company recently inaugurated a regular Austrian wireless service. The opening was attended by the chiefs of the government and representatives of the business world in Vienna. The first messages sent out were addressed from Chancellor Seipel to the League of Nations at Geneva; from Burgomaster Sietz to Mayor Hylan of New York, from Police Chief Schojer to Commissioner Enright, New York, and from the Chamber of Commerce to the Chambers of Commerce of New York and London.

Back numbers of Radio World supplied at regular price of 15c. a copy. Any 7 copies for \$1.00. Radio World, 1493 Broadway, New York.

For Maximum Amplification Without
Distortion and Tube Noises
use the well known

Como Duplex Transformers
Push-Pull
Send for literature

COMO APPARATUS COMPANY
446 Tremont St. Boston, Mass.

CURE RE-RADIATION!

CLEAR THE AIR FOR RADIO
Why Raise Cain with Your Neighbor?
THE NEW
DK Radio Frequency Transformer
will do it—BESIDES
Increasing your Receiving Range tremendously—
Absolutely eliminating all Squeals and Howls—
Adding Selectivity, Clarity and Volume—
Enabling the use of a Loop.
The DK RADIO FREQUENCY TRANSFORMER is small, compact and can be placed in any desired position in your set. Anybody can add this indispensable unit in a few moments.
PRICE \$4.50

If your dealer cannot supply you, send direct to
R. ROBINSON COMPANY
83 Barclay St. (Tel. Barclay 7543), New York City
Dealers Write for Terms

DO YOU WANT TO BUY, SELL OR EXCHANGE RADIO OR OTHER GOODS? TRY THIS DEPARTMENT AT 5c A WORD

RADIO WORLD'S QUICK-ACTION CLASSIFIED ADS

PATENTS—Write for free Guide Books and Record of Invention Blank before disclosing inventions. Send model or sketch of your invention for our prompt Examination and Instructions. No charge for the above information. Radio, Electrical, Chemical, Mechanical and Trademark experts. Victor J. Evans & Co., 924 Ninth, Washington, D. C.

WHOLESALE PRICES ON RADIO SUPPLIES, 20 per cent Discount on Standard Sets. Thomas Radio Co., Muncie, Indiana.

RADIO SPECIALS—23 Plate Variable Condensers, \$1.50. Rheostats, 30 ohm. 65c. Variocouplers, \$3.75. Red Head Phones, \$4.50. Send for Price List. Radio Supply House, 258 South Main St., Columbiana, Ohio.

STOCK in Oklahoma operating mine, exchange for good Radio. Post Office Box 852, Tulsa, Okla.

BUILD A MODIFIED REINARTZ RECEIVER. Coast to coast on one tube. Wiring diagram, assembly drawing, and complete instructions by return mail, 25c. Complete parts for above, \$10.50. Aga Radio Shop, Box 92, Agawam, Mass.

BODY CAPACITY BOTHER YOU? The Stabilo circuit uses no shield. Gets distance, volume, tone. Result two years experimenting. Simple to make. Booklet, 50 cents cash. Charles R. Ladd, Bellows Falls, Vermont.

RADIO APPLAUSE CARDS—Complete printed post card form for reports to broadcast stations, 300 for \$1.00, postpaid. Samples if desired. Also amateur report cards. Radio Print Shop, Box 582, Kokomo, Ind.

AUDIO FREQUENCY TRANSFORMERS, REPUBLIC MAKE GUARANTEED. \$2.50 postpaid; circular on request. Flint Radio Co., 1766 Wilson Ave., Chicago, Ill.

\$100.00 a week to agents. Box 732, New Britain, Conn.

VACUUM TUBE RESULTS FROM A CRYSTAL SET! A "PT" Ultra-Sensitive Contact will increase the range and audibility of your crystal receiver. The most sensitive catwhisker in the world. It will not jar out. Thousands in use. Record, 1,000 miles on phone; 3,300 miles on spark. Price twenty-five cents in coin. "PT" CRYSTAL CONTACT COMPANY, Box 1641, Boston.

WE WANT YOU
As our representative in your local town. A small investment will start you into a radio business of your own. Easy instructions for assembling. Large profits. Write at once to RAY-DEE-ART-CRAFT INSTRUMENT CO., REDLANDS, CAL.

EVERY RADIO OWNER needs our TRANS-CONTINENTAL 1/2 inch PURE COPPER RIBBON AERIAL. Doubles Range and Volume. 75 feet \$2.75. United Sales Company, Aberdeen, So. Dak.

MAGNAVOX R3 or M1—Latest nationally advertised reproducers. List, \$35. Introductory, \$25. The factory sealed carton is your guarantee. RADIO CENTRAL, Dept. W Abilene, Kans.

MARVELOUS mixture renews old batteries. Cheap, easily made, save money. 25c silver. Bornkey-RW, Lock Box 617, BURNHAM, Pa.

DETECTIVES NEEDED EVERYWHERE. Excellent positions, cities, towns. Particulars free. Captain Wagner, 188 East 79th St., New York.

PATENTS—SEND DRAWING OR MODEL FOR EXAMINATION AND OPINION. Booklet free. Watson E. Coleman Patent Lawyer, 644 G St., Washington, D. C.

Letting the Radio Audience Name a Song

By LOUIS BREAU

CHARLIE TOBIAS and the writer, who are song writer-publishers and pioneers in the art of presenting song hits via the ether, had a rather novel experience recently. We have broadcast within the last two and one-half years from stations WGY, WJZ, WEA, KYW, WOR, WHN, WDAP, WMAQ, WAAM and others.

We have found that radio is of great assistance in popularizing our song hits and a most recent case of making a song nationally popular through the aid of broadcasting stations is our "Hot Roasted Peanuts." Our latest radio hits are "There's a Bend at the End of the Swanee" and "In the Old Arm Chair."

About six months ago we wrote a fox trot containing a very novel rhythm. The melody was given a hearing before recognized music critics and the comments were favorable enough to warrant us in concentrating on the exploitation of the number. But here's where the hitch came. It was such a distinct rhythm that we were stuck for a suitable title.

In desperation we went to several of the leading lyric writers on Tin Pan Alley and asked for suggestions, but nobody could hit on a title that we felt fully typified the melody. Then one night we hit upon a wild idea—why not give our invisible radio audience an opportunity to pick the title for us?

We know from experience how many ambitious song writers there are around the country, who never have a chance to express their talent and we felt that among the many million listeners-in there would be one popular song enthusiast who would hit upon an appropriate title for our poor little unnamed song.

Station WHN started our idea on its way and since that night we have received upward of 5,000 letters, telegrams and phone messages with suggestions for titles, several of which are a perfect fit for the song. We will run the contest three weeks longer so that everybody will have an opportunity to do some suggesting.

The winner's name will appear on the title page of the song and he will be given credit for the name. The winner will also have an opportunity to assist Breau & Tobias in writing the lyric for which a royalty contract will be issued.

Likes the Radiation Interference Conference

"I have just read your notice calling a conference on the re-radiation evil. I think it is one of the most needed improvements that could be made for broadcast listeners. Kindly accept my heartfelt thanks."—E. O. Scott, Ann Arbor, Mich.

SUPERDYNE

Complete parts for 4-TUBE SUPERDYNE Set. Every part needed to build this famous set is here and every part is guaranteed to be according to specifications as follows:

- 1 Set Superdyne Coupler and Coil
- 3 Rheostats—1 Panel
- (2) 23 Pl. Variable Condensers
- 4 Sockets—1 Variable Grid
- Leak
- 2 Fixed Mica Condensers—3
- Dials
- Bus Wire, Spaghetti, Binding Posts and mounting screens.

\$18.90

Solid Mahogany Cabinet
Piano Finish, and base board
for this set..... **\$3.50**

Please include 50c additional with mail orders and enclose price in full

Atlantic & Pacific Radio Co.
131 West 37th Street
New York City

The Last Chance to Secure Radio World and Popular Radio for the Price of One

Popular Radio has increased its subscription price from \$2.00 to \$3.00. Radio World has made arrangements by which it is able to offer Radio World and Popular Radio for one year for the price of Radio World alone. Use the accompanying subscription blank.

Special Radio World and Popular Radio Sub. Blank

RADIO WORLD,
1493 Broadway, N. Y. C.

Send Radio World beginning.....
.....and Popular Radio for one year beginning.....
for the price of Radio World alone, for which I send \$6.00 herewith.


Name.....
Address.....
City and State.....

This offer good only until Feb. 20, 1924

Come on, Fellows! Let's all build that Superdyne that appeared in RADIO WORLD for Dec. 15, 22 and 29. It's the best thing that the past year brought out. Start it now!

For Transmission or Reception!

"FRESHMAN SELECTIVE" Mercury Variable Condenser



\$5

It has been conceded by the Foremost Radio Engineers that a Variable Condenser with Mercury plates is the most efficient for fine adjustment and selective tuning. Our engineers, after exhaustive experiments and research work, have developed a Variable Condenser with Mercury plates separated by heavy Mica dielectric. It is the ONLY VARIABLE CONDENSER the plates of which actually vary in area—AN ENGINEERING FEAT NEVER ACCOMPLISHED BEFORE.

- No Leakage
- Absolutely quiet
- No plate vibration
- Will stand 5,000 volts
- Compact and attractive
- Plates cannot collect dirt
- Cannot become short circuited

.0003 m. f. (equivalent to 17 plate)
.0005 m. f. (equivalent to 23 plate) ALL TYPES **\$5**
.001 m. f. (equivalent to 43 plate)

All Molded Parts and Dial of the Finest Bakelite

At your dealer, otherwise send purchase price and you will be supplied postpaid

Chas. Freshman Co. Inc.
Radio Condenser Products

106 Seventh Avenue New York

THERE IS A BRAND-NEW CRAM'S RADIO MAP

(New Edition)


Just issued with all the very latest broadcasting stations and information.

ALL THE STATIONS OF THE UNITED STATES AND CANADA

Scale 100 miles to the inch
In two colors—Size 34x28"

PRINTED ON HIGH-GRADE MAP PAPER
UP-TO-THE-MINUTE INFORMATION
INDICATING ALL AMATEUR AND STANDARD BROADCASTING STATIONS
WITH COMPLETE INDEX OF STATIONS
35c (POSTPAID)

THE COLUMBIA PRINT
1493 BROADWAY NEW YORK CITY



YOU NEED THESE PARTS ORDER NOW

From Wholesaler Direct to You.

SUNBEAM

12 Years at the Same Spot

TRANSFORMERS	
Acme	\$3.85
Federal No. 65 ..	5.45
All-American ..	3.80
Cutler Hammer Plain Rheostat	\$0.80
Cutler Hammer Vernier	1.25
Cutler Hammer Potentiometer	1.25

FREE WITH EVERY ORDER, OUR HANDY RADIO RECORD BOOK

SUNBEAM ELECTRIC CO.

71 Third Avenue New York City

Radios of the Better Class

Fada's Neutrodyne	Sleeper's Monotrol
Complete Parts	Line Sets

LEDO RADIO CO.

5 Columbus Circle N. Y. City

If you see it in RADIO WORLD you know it's so. If you hear about it somewhere else, you can find it in last month's issues of RADIO WORLD. Start keeping that file now and show your children how you got all your radio information.

Radio World's Complete Broadcasting List
appeared in last week's issue, dated January 26.
Another complete up-to-the-minute list will appear in an early issue of RADIO WORLD.

A CROSLEY RADIO MESSAGE

In February, 1920, Powel Crosley, Jr., then engaged in the manufacturing business in Cincinnati, became interested in radio. Production of radio apparatus was commenced shortly afterwards under the name Crosley Manufacturing Company. About January 1, 1923, Powel Crosley, Jr., and his associates acquired the capital stock of The Precision Equipment Company, one of the original licensees under the Armstrong patent.

The growth of the two institutions known as Crosley Manufacturing Company and The Precision Equipment Company in the radio field has been phenomenal. The public recognizing unusual value, has clamored for the products of these two companies. Both institutions have been operated entirely independently of each other, but for various reasons, merger has been effected in the following manner:

The name of The Precision Equipment Company, of which Powel Crosley, Jr., was and continues to be President, has been changed to The Crosley Radio Corporation.

An arrangement has been made whereby the business of the Crosley Manufacturing Company in its entirety has been taken over by The Crosley Radio Corporation.

Thus many economies will be effected in production, administration, management, advertising, and in many other ways. The same policies will be effective as heretofore, with the same personnel in charge.

Believing the Crosley Manufacturing Company and The Precision Equipment Company have each individually been producing more radio receiving sets than any other manufacturer in the world, an idea may be obtained as to the volume of production made possible by uniting the two institutions.

The Crosley Radio Corporation now occupies three large plants in the city of Cincinnati, including its own wood working cabinet plant. A fourth plant larger than the present three combined has just been purchased for additional expansion.

The products of the Crosley Manufacturing Company have carried the trade name "Crosley"; those of The Precision Equipment Company the trade name "Ace". In the future all products of The Crosley Radio Corporation will bear the trade name "Crosley".

Practically every dependable radio dealer in the United States sells Crosley apparatus; if not, he can get it for you. The success of the name "Crosley" in the radio field is founded upon a well defined policy of producing efficient radio apparatus, simple in construction, in large quantities to be sold at moderate prices, thus thoroughly living up to the Crosley slogan "Better—Cost Less".

Following Is a List of the Most Popular Crosley Receiving Sets With Their Prices

Crosley Type V (formerly Ace) one tube regenerative	\$20.00
Crosley Type 3-B (formerly Ace) three tube regenerative	50.00
Crosley Type 3-C (formerly Ace) console model	125.00
Crosley Model VI, two tube, incorporating radio frequency	30.00
Crosley Model X-J, four tube, incorporating radio frequency	65.00
Crosley Model X-L, four tube Console	140.00

Mr. Leonard H. Weeks, Minot, North Dakota, the only amateur in the United States consistently handling traffic with Captain Donald McMillan, North Pole, uses the \$20 and \$50 receiving sets mentioned above.

Armstrong regenerative receivers, manufactured by The Crosley Radio Corporation, are licensed under U. S. Patent No. 1,113,149.

Send for complete Catalog of Crosley Receivers and Parts giving name of your jobber.

The Crosley Radio Corporation owns and operates Broadcasting Station W L W

THE CROSLEY RADIO CORPORATION

POWEL CROSLEY, JR., President
FORMERLY

The Precision Equipment Company and Crosley Manufacturing Company
2401 Alfred Street Cincinnati, Ohio

— The Largest Manufacturer of Radio Receivers in the World —

