

RADIO WORLD

I L L U S T R A T E D
P U B L I S H E D E V E R Y S E V E N D A Y S

Running Lead-in Correctly from Antenna to House

THE problem of bringing the lead-in wire into the home without interfering with the windows or defacing the house, is a problem. Where an aerial is used in connection with a receiving set, a small porcelain insulator tube, such as is commonly used in electric house-wiring, may be used satisfactorily. A number of special insulators are manufactured for this purpose. Where the lead-in is to enter the building it is essential to bore a hole through the wall, if the building is a frame one, or through the window casing in other buildings. This hole should be just large enough to make the tubing fit snugly. The photograph to the right shows the method of bringing in the lead-in wire through the porcelain tubing. The lead-in wire is often passed through



the tube from the outside and a small loop should be left outside the building to permit the rain and water to drop off both the lead-in and the insulating bushing.

Where it is not considered advisable to drill a hole in the window frame, a small board may be placed underneath or above the window, and a hole drilled through this board. Either of these methods will permit opening the window without interfering with the wire. Both meet the requirements of the Fire Underwriters. Where a window is permanently closed, a small hole may be drilled in the glass and the wire brought through the glass.

The proper grounding of the ground wire sometimes puzzles an amateur. The ground clamp is a strip of metal made to fasten around the pipe. It is held in place by a clamping device. It is important that the pipe be scraped very clean. After being sure that the pipe is cleaned the ground clamp may be attached. The small photograph above shows how to connect the ground to the ground clamp.



(Both photos C. Kadel & Herbert News Service.)

COMPLETE LIST OF BROADCASTING STATIONS
IN THE UNITED STATES AND CANADA

See
page 12

TESTED AND APPROVED
BY
THE RADIO WORLD

METEOR ANTENNA PLUG

Eliminates USE OF OUTSIDE
AERIAL, INSTALL-
ING LIGHTNING
ARRESTER, STATIC
AND INTERFER-
ENCE.

Used on Either D. C. or A. C.
CONSUMES NO CURRENT
CANNOT SHORT

Has proved successful even in
steel buildings on direct cur-
rent under conditions thought
impossible.

\$1.25 List

JOBBERS AND DEALERS
WRITE FOR DISCOUNTS

G. M. JOST

1 Union Square New York

Guaranteed 2500 Ohm Head Set



\$4.75 Complete

Attractive discount to manufacturers,
jobbers and dealers.

SCOTT NOVELTY CO.
33 SPRINGFIELD AVENUE
NEWARK, N. J.

Any single copy of Radio World, be-
ginning with No. 1, mailed on receipt of
15 cents postpaid. Any seven issues for
\$1.00. Or send \$3.00 for 6 months (26 num-
bers) or \$6.00 for 1 year (52 numbers) and
have your subscription start from No. 1.
Radio World, 1493 Broadway, New York.

UNIT RADIO SETS

Our sets approved and installed in Borough
President's Offices of Queens, New York
City.

PRICE and QUALITY our premier
consideration

Detector Units.....	\$6.00 to \$13.00
Amplifier Units.....	13.00 to 39.00
Tuner Units.....	18.00
Detector and 1 Step.....	26.00
Detector and 2 Step.....	39.00
Detector and 3 Step.....	52.00
Tuning Unit Detector and 2 Step.....	62.00

Dealers write for proposition
Immediate Delivery

American Radio & Electric Co.
1133 Broadway, New York City

PATENTS

To the Man with an Idea

I offer a comprehensive, experi-
enced, efficient service for his
prompt, legal protection, and the
development of his proposition.

Send sketch or model and descrip-
tion, for advice as to cost, search
through prior United States patents,
etc. Preliminary advice gladly
furnished without charge.

My experience and familiarity with
various arts frequently enable me
to accurately advise clients as to
probable patentability before they
go to any expense.

Booklet of valuable information, and form
for properly disclosing your idea, free on
request. Write today.

RICHARD B. OWEN, Patent Lawyer
732 Owen Building, Washington, D. C.
2276-S Woolworth Bldg., New York City

YOUR NEWSDEALER

will deliver RADIO WORLD to your home. In order to be sure of getting RADIO WORLD regularly,
and of not missing a single issue, we suggest that you either subscribe direct or through your news-
dealer at \$6.00 a year (52 issues) \$3.00 six months, and \$1.50 three months. Or instruct your newsdealer
to deliver RADIO WORLD regularly to your home each week. Dealers will take standing orders and
make deliveries of paper whenever requested. Radio World, 1493 Broadway, New York.

JUST OFF THE PRESS

The most up-to-date Treatise on Radio

Textbook on Radio

By **JAMES R. CAMERON**

Whose textbooks are used and indorsed by the U. S. Army, Navy, and Department of Public Instruction
350 Pages. Profusely Illustrated. Written so the amateur can understand
it. At the same time—TEXTBOOK ON RADIO—is a standard textbook for
the technical radio student.

Order NOW and Be Sure of Your Copy!

Cloth Bound, \$2.50

:::

Flexo-Leatho, \$3.00

This new TEXTBOOK on RADIO is the new big brother to Radio's three best sellers

"Radio's Three Best Sellers!"

HOW TO BUILD YOUR OWN RADIO SET, 25c

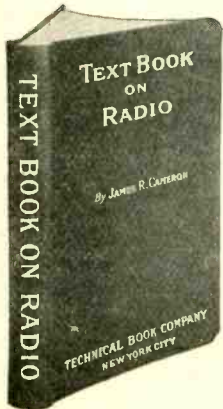
RADIO DICTIONARY, 50c

RADIO FOR BEGINNERS, \$1.00

Buy Them From Your Dealer or Direct From

TECHNICAL BOOK CO.

130 West 42nd Street, Dept. W, New York



VOLUME TWO OF RADIO WORLD

[Copyright, 1922, by Hennessy Radio Publications Corp., New York, N. Y. Entered as second-class matter, March 28, 1922, at the Post Office at New York, N. Y., under the act of March 3, 1879.]

A Weekly Journal, Published Every Wednesday and Dated Saturday, by Hennessy Radio Publications Corporation from Publication Office, 1493 Broadway, New York, N. Y. Telephone: Bryant 4796

Vol. II, No. 2

October 7, 1922

15c. per copy, \$6.00 a year

Superheterodyne Receiver as Applied to the Armstrong Superregenerative Circuit

DURING the past five years, considerable expert engineering has been directed toward finding an efficient and satisfactory method of amplifying radio-frequency energy at short wave-lengths. A glance at the characteristic curves of the present available detector tubes will show a very weak signal cannot be rectified efficiently or completely. In view of this, additional audio-frequency amplification would not be of assistance. All detector, or rectifier, characteristic curves indicate that the resultant audio-frequency current is approximately proportional to the square of the impressed radio-frequency voltage. Therefore, the efficiency of the detector decreases rapidly with decrease of signal until a stage is reached at which the detector almost ceases to

Circuit

By Charles R. Leutz

function. Many types of amplifiers have been devised to magnify radio-frequency energy before applying it to the detector; and many have worked very well on long wave-lengths—resistance, inductance, or capacity couplings. However, to use the same method of coupling for extremely high frequencies corresponding to wave-lengths of 50 to 200 meters, most results have been complete failures. There is a good reason for this. The low-capacity reactance existing between the structural elements of the amplifying tubes acts as the equivalent of a

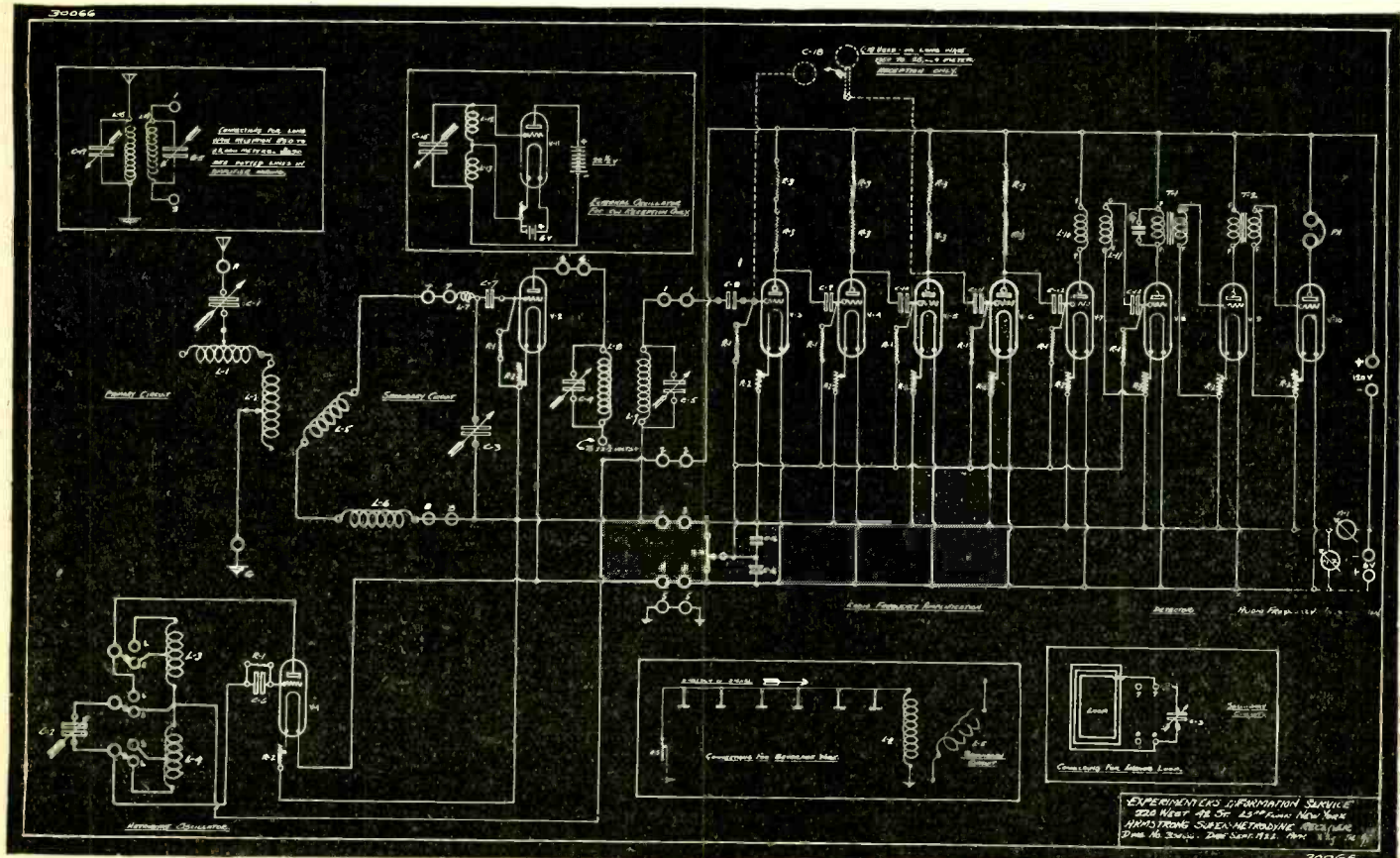
dead short circuit around the cou-

pling medium and prevents a difference—a potential being transferred to the exterior plate-circuit. This short circuit can be eliminated by tuning with a parallel inductance, but this leads to difficulties in the form of complicated adjustments and local oscillations.


The French and English have constructed special tubes with a view to reducing the internal capacity, by special design. In addition, they have designed special transformers; but the efficient results in each case have been confined to a narrow band of wave lengths; for example, 300 to 700 meters.

Any attempt to increase the effective working wave-length band, particularly toward lower waves, has resulted in failure. It is obvious that if the receiver is to have a com-

(Continued on page following)



Schematic design of the Armstrong superheterodyne receiver fully described in this article



Thos. Coke Night, Photographer.

Illustration showing the rear view of the panel with the instruments mounted. Seven tubes are used for this particular hook-up. The arrangement should be given close attention, as this is the best method for wiring such a set.

(Continued from page 3)

mercial value a range of wave lengths from, say, 100 to 850 meters must be available with a minimum amount of adjustments and with uniform efficiency over the entire wave-length range.

In December, 1919, Major Edwin H. Armstrong gave publicity to an indirect method of obtaining short-wave amplification, called the superheterodyne. The idea is to reduce the incoming frequency which may be, say, 1,500,000 cycles (200 meters) to some suitable superaudible frequency which can be amplified sufficiently, then passing this current through a radio-frequency amplifier and finally rectifying and carrying on one or two stages of audio-frequency amplification if desired. Transformation of the incoming signal-frequency to the amplifier frequency is usually accomplished by a heterodyne oscillator and rectifier.

This action may be understood readily by referring to the wiring diagram. The primary circuit, C-1, L-1, L-2, is tuned in resonance to the incoming signal-frequency—say, 1,500,000 cycles. The secondary circuit, L-5, L-6, L-7 and C-3, is tuned in resonance to the primary circuit, the coupling between these two circuits being adjusted between L-2 and L-5. V-2 is a rectifier or usual detector tube, and V-2 with the associated parts is an external heterodyne-oscillator. V-3 to V-8 is a resistance-coupled radio-frequency amplifier designed to operate efficiently at a frequency of 100,000 cycles, corresponding to 3,000 meters, the last stage of this amplifier (V-8) also acting as a de-

detector rectifier. The amplifier on the input side is coupled to the first detector by the tuned circuits C-4, L-8 and C-5, L-9, and on the output side to the detectors and audio-frequency amplifier tubes. L-7 is in inductive relation to L-4.

Now, assume that the heterodyne oscillator is tuned to 1,400,000 cycles or 1,600,000 cycles, either position will produce a beat frequency of 100,000 cycles. The combined currents of 1,500,000 cycles and 1,400,000 cycles (or 1,600,000) are then rectified by the detector V-2 to produce in circuit (C-4 L-8) a direct current with a superimposed 100,000-cycle component. This 100,000-cycle component is then amplified by V-3, V-4, V-5, V-6 and rectified by V-8 and the resultant audio-frequency note amplified by the audio amplifying tubes V-9 and V-10. In the case of continuous-wave reception, the best method of obtaining the audible note in the phones is to employ a second heterodyne adjustable to 1,000 cycles either side of the amplifier frequency of 90,000 to 101,000 cycles, and loosely couple this to the amplifier circuit. It is also possible to receive continuous-wave signals but producing oscillations in the amplifier of a slightly higher or lower frequency than the amplifier-tuned transfer wavelengths. Oscillations and, also, regenerative amplification can be controlled by the special condenser, C-18. This special condenser must obviously have a very small minimum capacity or it would be difficult to stop the amplifier from oscillating.


Reception of spark and telephone

signals can be carried on with equal efficiency and without any distortion, which is odd inasmuch as heterodyning a spark or telephone signal with an ordinary regenerative receiver will result in loss of note or tone. The efficiency of rectification of the incoming signal, when heterodyning depends on the phase relation with the local current. The efficiency of the rectification is a maximum when the two currents are 180 degrees out of phase, or in phase; a minimum when 90 degrees out of phase.

In ordinary heterodyning, the initial phase difference will be different for each wave train from spark transmitters, as the initial phase difference depends on the sparking at the transmitter. The frequency of the two currents are practically the same, and the length of the wave train is small compared with the time required to form a complete beat at audible frequencies. Different wave trains are, therefore, rectified with different degrees of efficiency and the plate current becomes irregular.


The beat frequency is high in the superheterodyne—several beats per wave train being established. The phase angle between the two currents changes through a number of cycles and the initial phase difference need no longer be considered.

The adjustments for 1 C-W and telephony are a combination of the previous mentioned adjustments for spark and C-W reception. Bear in mind that the amplifier circuits should be damped slightly to prevent distortion due to maximum resonance.



Thos. Coke Night, Photographer.

Photograph to illustrate how the apparatus works in conjunction with the set in the photograph at the top of this page.



Thos. Coke Night, Photographer.

Photograph of the front of the panel showing its appearance after the set is finished. This is the Armstrong superheterodyne receiver used for short-wave reception.

The present equipment being used is shown schematically in the wiring diagram, and actually in Figures 1, 2, and 3. The radio-frequency amplifier circuit is designed for 3,000 meters. Special attention has been paid to the effective design of the receiver circuits. L-2 and L-5 consist of a 180-degree coupler and give a 180-degree scale movement to a 90-degree coil relation. The condenser, C-3, has shaped plates to give a straight-line wave-length variation. The maximum capacity of this condenser is very low and the values of inductance are large in order to develop the largest possible potential on the detector grid. In view of the fact that a loud signal is produced with only a fraction of a volt on the detector grid, the ratio of L and C is important. To keep the high-frequency resistance low, the coils are designed to have very low values of distribution capacity and the condensers are of special design, having only one-tenth the resistance of the ordinary condensers. The inductance, L-5, is used in parallel to C-3 to give the first wave-length the range 150 to 450 meters; and L-6 is connected in series to L-5 and both in parallel to C-3 for the second range—310 to 850 meters.

As the mechanical distance between L-8 and L-9 is increased, the tuning becomes sharper and a very high degree of selectivity can be obtained. The output resistors, R-3, can be replaced by iron-core chokes

of proper value. The resistors can also be replaced by inductances and capacities, each tuned to 3,000 meters and give an additional advantage of having the amplifier reject all frequencies but the frequency to which it is tuned. The last stage of radio-frequency amplification is coupled by the tuned transformer, L-10, L-11. A potentiometer is provided for the common grid-leaks on the radio-amplifier tubes providing a means to adjust the characteristic curves to a point when maximum amplification is obtained without chance of the amplifier oscillating. The complete equipment is built in two units each entirely shielded with 10-ounce copper. The phone cords are also shielded with Belden braid. The shields are connected to the negative side of the filament battery.

To use a loop the links are taken out at posts 8 and 7, and loop inserted there using C-3 to tune. For long-wave reception, a large inductance is connected in place of L-9 for the secondary and that coupled to the antenna. The resistance-coupled amplifier will function down to 850 meters. The long-wave reception would not be possible if a tuned radio-frequency amplifier was employed. The first rectifier, V-2, and heterodyne V-1 are not used, of course, for long-wave reception.

Material increases in signal audibility can be made by inserting a variometer in the detector plate

lead, at post 6, 6, tuning the plate for regenerative amplification. In place of tuning the plate, it is also possible to provide inductive coupling between the plate and grid of the detector, V-2, in the usual manner.

The results obtained with this unit have been very satisfactory. The antenna used was 125 feet long and 50 feet high, located in New York City. On 600 meters, spark signals from NGE (Miami), NAU (San Juan), NAR (Key West), NAW (Cuba), NAP (Pensacola), NAO (New Orleans), VCE (Cape Race), and ships in the canal zone were received with sufficient audibility to be heard 50 feet from the telephones. On 360 meters radio-phone signals from KYW (Chicago), WOC (Davenport), WWJ (Detroit), WHB (Kansas City), WSB (Atlanta), WHA (Wisconsin) were received with the same signal audibility. On 200 meters, a continuous stream of 8th, 9th, 4th and 5th district amateurs were near. All these results were obtained in the late summer with the usual heavy static conditions.

This data, photographs, and schematic drawing of this design were supplied through the courtesy of the Experimenters Information Service, 220 West 42nd Street, New York City. This firm has available for distribution complete sets of blue-prints covering the entire construction of this equipment.

TWO IMPORTANT RADIO ARTICLES IN NEXT WEEK'S RADIO WORLD
Dated October 14. On Sale October 11.

Using the Vario-Coupler on a Short-Wave Regenerative Set, by George W. May.
What Makes the Radio Receiver Work, by Donald Van Wyck.

FULLY ILLUSTRATED WITH HOOK-UPS AND SCHEMATIC DIAGRAMS

Radio to Play Important Role in New Aircraft Carrier, "Langley"

WASHINGTON, D. C.—There is a strange Naval craft cruising about Chesapeake Bay. She looks something like a marine dance-hall, as her upper deck is broad, flat, and unobstructed. She does not carry the usual masts and funnels. No aerials are visible, yet this curious ship answers to the radio call NNC, designated in Naval radio or signal language as "Nan Nan Cast." Being mastless, one wonders about her aerials, but there are both permanent and adjustable aerials and radio masts which can be raised or lowered at will. She is also equipped with new and novel radio apparatus. She carries a number of flyers and many kinds of flying craft.

The vessel is the newly commissioned aircraft carrier, "Langley," built out of the hull of the old collier "Jupiter," the first Naval vessel to be equipped with electric drive. She is now making her "shakedown" or trial cruise in Chesapeake Bay under command of Captain S. A. R. Doyle, U. S. N.

The "Langley," named for the late Samuel P. Langley, the American scientist who was the first practical student of aeronautics and mechanical flight, is a veritable floating landing-field and mother ship for both aeroplanes and seaplanes; but, at the same time, she is a sea-going radio laboratory for the study and development of radio communication between aircraft and ships.

Her great flying deck, which stretches for 520 feet from stem to stern and is 65 feet wide, prevents the erection of permanent masts for radio or other purposes; for her "top sides" must be clear for the launching and landing of her aircraft. Special telescopic masts have been installed amid-

By Carl H. Butman

ships, approximately 250 feet apart, fore and aft, which can be elevated when desired, or housed below decks when the planes are being projected into the air by the catapults or alighting from the air on the spacious upper deck. The masts, 50 feet in height and used primarily for the radio aerials, are controlled by hand-operated gears which raise and lower them somewhat as periscopes are operated. When lowered, the aerials are unhooked and stored below or laid alongside the palisades which guard the edges of the flying deck. The masts are elevated simultaneously after the antenna wires are hooked on. This aerial is the principal one used for long-distance communication. Auxiliary antenna are carried aft along both port and starboard sides. These antenna are hung outboard on davits which can be swung in, like ordinary boat-davits, and housed close to the vessel's side when not in use. Primarily these antenna are used to work nearby land stations and aircraft when aloft, as they do not interfere with the operation of the landing deck. At sea, with no aircraft aloft the vessel uses its mast antenna; but when planes are taking off and landing the auxiliary side antenna are used, although the masts could be raised for transmitting a message and then lowered.

Located below decks is the usual radio room found on all men-of-war with its equipment for transmitting and receiving, generators and batteries. The day of a radio house on the "top side" of military ships has passed. To-day the operator on watch sits below instead of "on top of the world" as on merchantmen and liners.

When operating with the radio compass on the Langley, however, the radioman comes up on the top deck and brings his house with him. In this very important work, an original idea has been carried out by the Naval constructors; for ascertaining the position of aircraft, ships or shore stations, the radio-compass house, built on the lines of an elevator, is run up to the top side where it projects above the deck like a pilot house. Its operator, the radioman, can raise and lower it at will, and from its location—aft on the starboard side—he can take bearings without interrupting the operation of planes as they land or depart. The roof of his house, when he is "up," forms part of the deck of the flying platform when he is "down."

Below in the radio room the ship has a regulation Naval 2-kilowatt spark-set for ordinary traffic work; but there is also a 300-watt tube transmitter, consisting of six 50-kilowatt tubes. This set is adaptable for use either as a radiotelephone or as a telegraph apparatus with I C W (interrupted continuous wave) or C W (continuous wave). For communication with the aircraft in the vicinity of the mother ship, either on the sea or in the air, the 300-kilowatt set is used. This is to insure direct and instantaneous communication.

Another feature of this unique vessel is the plane elevators, which raise and lower planes from the storage hold below, and the top of the elevators forming part of the ship's deck when they are "down" like the radio-house roof. Fore and aft are the catapults for launching the planes, as well as the arresting gear for stopping them when they land. Most of the usual "top side" equipment of an ordinary ship is below the flying deck: for example, the pilot house, which is well forward, port and starboard jibcranes for lifting seaplanes from the water, the four 5-inch rifles, and deck houses. Her two funnels project from her sides toward the stern, where they may be turned upward, aft, or downward to keep the smoke from the upper deck.

Great results are expected from the "Langley," the first aircraft carrier of the Navy, and many advanced experiments in radio communication with aircraft are planned. The lessons learned in radio and practical aeronautical operation at sea will be incorporated in the new aircraft carriers which the Navy will build out of two battle-cruisers scrapped by the Armament Conference.

Adding a Tube-Amplifier to a Crystal-Detector Set

MANY amateurs wonder if it is possible to use a one-step amplifier with a crystal set. When one is a crystal receiver and the other a tube amplifier, it would appear to the fan that it is impossible to use them together. However, experienced raidomen have proved that it can be done. According to the accompanying diagram, if the amateur purchases the necessary equipment and hooks up the material according to the circuit he will discover that satisfactory results will be obtained. The amateur must not get overexcited and think that

this is a regenerative set. It is *not!* Nevertheless, with this in view, reliable signals should be secured. One drawback will be the proper upkeep of a good point on the crystal; and if this is obtained with the proper voltages on filament and plate, signals should be heard easily. The operation has already been explained; the various wave lengths are obtained by varying the frequency of the circuits. The alternating current obtained from the distant transmitting station is impressed on the detector of the receiving set.

Constructing a Radio-Frequency Regenerator

By C. White, Associate A. I. E. E.

RADIO-FREQUENCY regeneration is, perhaps, a very misleading and unknown thing to many; but, in reality, it is nothing more than accomplishing a double purpose with a single operation. We are just beginning to grasp the full realization of what may be done by means of regeneration and radio-frequency amplification. The recent invention of Major Armstrong reveals that it is possible to accomplish critical or superregeneration by means of special circuits which, literally speaking, keep the tube from misbehaving. Therefore, we can say that our development in the radio field consists in not only discovering new things but in perfecting our old apparatus so that certain previous troubles are cured. Such is the case of applying radio-frequency and regeneration to the same circuit.

The circuit illustrated in Figure 1 is quite different from the ordinary radio-frequency amplification hook-up. The first very apparent dissimilarity is the use of a tuned plate-circuit that is regenerative; the second is the employment of a crystal detector instead of the ordinary bulb type of detector. The reason for the first change is that we can obtain a slight regenerative effect with a tuned plate type of radio-frequency amplifier; but it must be remembered that good results are obtainable only when the mutual coupling is kept extremely low. If, however, it is attempted to operate the set with a critical coupling between the tickler and the secondary there will develop a serious distortion of the sound waves which will very materially hamper the true reception of music, although the volume will be greater than when the coupling is maintained at a low value. From the electrical standpoint, we are not actually regenerating our signals, but we are so altering the constants of the tuning circuit that the effective resistance, or impedance, of that circuit to the incoming wave will be extremely low, thereby improving reception from a long distance.

The virtue that the crystal detector is practically noiseless in operation explains fully the only basic reason for its use in the construction of this outfit. The one disadvantage of the crystal has been the trouble one experiences in trying to find the sensitive spot, but with one stage of radio frequency it is quite easy to get a good adjustment. However, since we are going to employ one stage of audio-frequency amplification, the total vol-

ume emitted by the detector will be sufficient under all normal conditions. While the bulb detector is by far the more efficient in operation, still the quality of the sound received through a crystal detector is much more natural. A bulb detector can, however, be substituted for the crystal; but the amateur must remember that serious howling may develop, due to extremely critical reaction owing to the fact that the detector tube reacts on the grid of the radio-frequency amplifying tube through the mutual inductance between the secondary and the regen-

though not absolutely necessary, allows a more flexible control and greatly augments sharp tuning. All three coils should be constructed similarly and mounted so that the mutual coupling can be varied. The middle coil, or secondary, should be stationary; and the tickler and the primary should swing in and out from it. If it is so desired, the amateur can purchase coils similar to the ones just described, already mounted, for a reasonable sum, from any radio supply store. The condensers C-1 and C-2 are variable condensers of the 23-plate type, while a grid leak of one megohm and a grid leak condenser of 0.00025 microfarads will suffice. If it is desired to make the outfit capable of extremely critical tuning, I would recommend that either a 43-plate type condenser with a built-in vernier attachment, or a three-plate vernier condenser, shunted around the 23-plate types, be used.

I would like to call the amateur's attention to this fact: If a high value

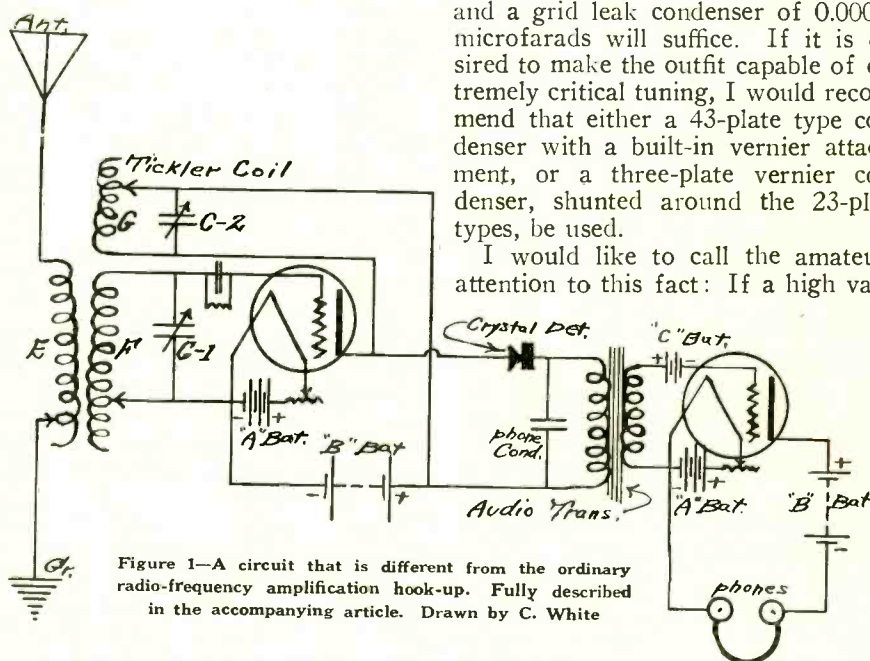


Figure 1—A circuit that is different from the ordinary radio-frequency amplification hook-up. Fully described in the accompanying article. Drawn by C. White

erative tickler element. To avoid all possible trouble of this nature, I would suggest that the amateur stick to the crystal detector in using the particular type of the hook-up explained in this article.

Relative to the actual construction of this outfit, I would advise that the unit E, F, G be made up of three pancake type of inductances mounted in a manner similar to the mounting of three honeycomb coils. Spider-web inductances can be made up easily by cutting out a form about five inches in diameter and dividing it so as to have seven, nine, or eleven spokes. Using a circle, two inches in diameter as a hub of the wheel, the novice should cut out the spokes. Using this form he should wind on about fifty turns. Some may find it more convenient and expedient to put on more turns and tap the same every ten turns; but this added refinement,

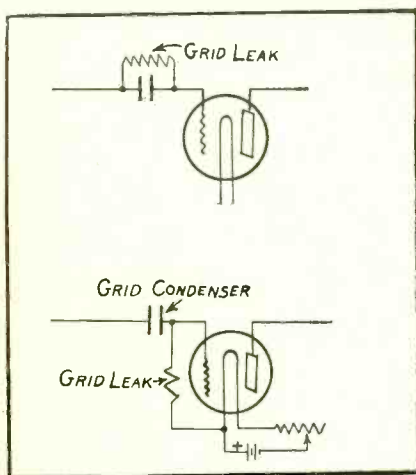
of B-battery voltage be used with the audio-frequency amplifier tube and a small C battery having a variable voltage from two to ten be employed in the grid circuit of the tube as shown in the diagram, he will find that the net resultant amplification will be many times greater than if he had used the customary 45 volts with a U-V 201 type of bulb. Therefore, I heartily recommend that the novice get the maximum use out of his bulbs for amplifying purposes by having a potential of at least ninety volts applied to the plate circuit. In addition to the scientific qualities of this receiver, the price is much lower than any other type of long-distance receiver. This is true because there are no expensive variometers and variocouplers to be purchased. It is possible to make up this outfit for \$15 if the amateur does not wish to use a panel type of mounting.

The Radio Primer

Weekly A B C of Radio for the Beginner, in which Elementary Facts and Principles Are Fully and Tersely Explained

What is the grid leak?

WHEN waves enter the tuner from the aerial, the grid is affected with an alternation of positive and negative waves. The flow of electrons from the filament is helped when the grid is positive, but is hindered, or prevented, when the grid is negative. For our purposes, it can be considered that, when the grid is posi-



Upper diagram—Vacuum tube with grid leak shunted around the grid condenser.
Lower diagram—Grid leak shunted around the filament and grid.

tive, the little charges of electricity exchange places with the negative charges flying from the filament in the form of electrons. But when the grid is harboring only negative electricity, it is held a prisoner. There is no place for these charges to go.

The little ups and downs of the radio waves, however, come in thick and fast, and the grid endeavors to take care of them. It has no trouble in getting rid of the positive halves because they flow over to the filament; but the negative halves remain where they are. Soon these negative charges are crowding the grid. As soon as the wave train ceases—and before the next wave train appears—the grid gets rid of these negative charges by making them leak through the most convenient hole. The grid leak is for this purpose. It takes care of the negative charges on the grid. Unless this is done, the action of the tube as a detector would be unsatisfactory if not impossible.

* * *

Can a grid leak be placed anywhere in the circuit, or is there a special place for this to go?

The grid leak has its own place in the circuit and must go there to func-

By Lynn Brooks

tion properly. If placed elsewhere in the circuit, it would not function and would render the whole set inoperative.

* * *

What effect will the grid have on the action of the tube?

Current is normally flowing from the positive pole of the B battery to the plate across the filament and from this point through the telephone receivers. If it were not for the grid, this current would not produce any sound whatsoever in the telephone receivers. But the grid is keeping time changing from positive to negative and keeping pace with the alternations of the incoming signals.

* * *

What happens to this flow when the grid is negative?

We must remember that the electrons are also negative. The electrons coming from the filament are repelled for the instant. When this happens the current flowing through the telephone receivers from the B Battery is interrupted. Since the flow of electrons depends, in turn, on the current. It is easy to see how this current is interrupted by the changing charges on the grid. When the grid is made positive, the electrons are attached and the space current between the plate and the filament becomes a good conductor.

* * *

Does it make any difference if a C battery is used on any type tube used in the circuit of the grid element of the tube?

The C battery has played some important parts; but is not needed in the present type regenerative circuit. It has been used successfully in Major Armstrong's superregenerative circuit.

* * *

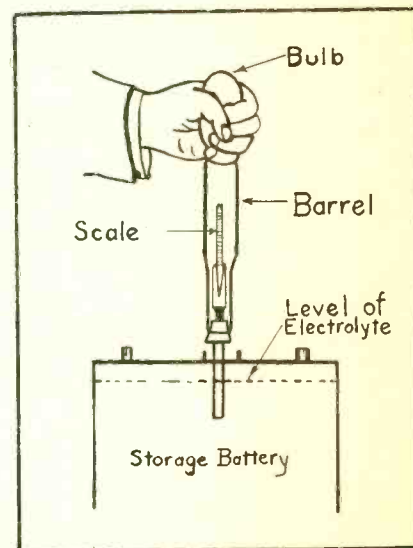
What voltage generally is employed on the filament of the vacuum tubes in general use?

The voltage used for lighting the filament of the vacuum used to-day is secured by a storage battery. Sometimes the dry cell is used, but it will be found that this method of lighting filament tubes is an expensive proposition. Stick to the storage battery until something better is invented.

* * *

What instruments are needed for the care of storage batteries?

Storage batteries need great care.



The condition of a storage battery is determined by the specific gravity of the acid solution. An instrument, called the "hydrometer," is used, as shown in this diagram, to test density of specific gravity.

If neglected they will go to ruin. A D-C voltmeter or hydrometer are two instruments that will enable the radioman to keep in touch with the condition of his storage battery. The accompanying illustration shows how the hydrometer is used. These hydrometers may be purchased in most any radio or electrical or automobile shop.

* * *

How does the tube function?

The vacuum tube of to-day has three elements. The grid is connected to what is known as the "input" circuit of the tube. The radio currents pour in through this circuit from the antennae. Since these currents are alternating, the little grid between the plate and the filament will be positive one moment and negative the next. In this respect, it will be kept busy changing its charge thousands of times every second.

* * *

Is it necessary to use storage batteries for filament lighting of vacuum tubes when working with a transmitter employing tubes?

When using vacuum tubes for the transmission of radiotelegraphy and radio telephony, it is not essential to have the filaments heated by battery current as it is when using tubes for receiving, as the use of low commercial-frequencies at the transmitting station does not effect the reception of signals at the receiving station. Filament-heating transformers have been developed for filament heating.

Why the Open Antenna Is Best for the Radio Listener

By C. D. Wagoner

THE radio art suffers, as does all new arts, from "too many ways of doing the same thing," and in no feature does this appear more than in the type of antenna used. The "radio pages" of the newspapers, the semi-technical press, even the higher-grade publications, teem with suggestions as to using the electric-light wires, the telephone leads, barbed-wire fences, wires strung around picture molding and the like, for picking up broadcast signals. It is no wonder that the newcomer in this fascinating field is bewildered to the point of not knowing what to choose from this chaotic array.

Let us consider for a moment the reason for all this. The unfortunate fact appears that, practically, every conductor known may be used to receive signals, because the signal sent out from any transmitter sets up currents in every piece of metal it encounters, such as the metal structure of buildings and bridges, the rails of railroad tracks, and, of course, every electric light, telegraph, and telephone wire that exists above ground or even below ground. Thus it is that our problem is not in finding a conductor to pick up signals for us, but rather in choosing a good one.

Now the fundamental laws governing the best form of receiving antenna were worked out long ago, particularly in popular form by Dr. Austin of the United States Navy. They are simple, indeed. Here they are, expressed in nontechnical language:

1. The higher the receiving antenna, the stronger the signal.

2. The "height" of an antenna is the distance above ground of its "middle point."

3. For any particular wave-length, there is a best over-all length for the antenna.

In addition, a few other simple rules may be added, such as:

4. The antenna should be as far away as possible from other wires, particularly grounded ones.

5. If it is necessary to cross other wires, run as nearly as possible at right angles to these, and as far as you can above them.

With all these rules in mind, and with other considerations which have been proven by practice, let us consider the best form of antenna for the radio novice to install in order to receive broadcast.

First of all, use a *single wire* antenna. This, at least, is just as good as a four-wire antenna, or cage antenna, and in many cases will prove a little better. The *material* of the wire does not matter much. It may be bare or insulated, it makes absolutely no difference which. Copper, phosphor bronze, or brass, may be used; even galvanized iron can be used without

much loss. Of course, it is advisable to use a good strong wire, such as phosphor bronze, so it will not break under strain. It is further recommended that this wire be used whenever possible. Every retail radio store carries this stranded aerial wire, so it is always easy to get.

In regard to the "height" part of the antenna. The *ideal* antenna would be one erected straight up and down, such as a wire suspended from a very tall flagpole. This is because the "middle point" of this wire is higher above ground than would be the case if the wire were inclined, or bent in an L shape. But, unfortunately, few of us have masts 200 feet high, and so some compromise must be sought. The answer is this:

A. Run your wire from your radio room straight up into the air, AS HIGH AS YOU CAN; and then,

B. Run the rest of the antenna approximately horizontally, to a point as high as you can find.

You will then have as good an an-

tenna as you could wish, so far as the question of *height* is concerned.


This antenna is called, for obvious reasons, the "inverted L" type.

If you run the upper part of the L horizontally, then the height of the middle of your wire is the height of the wire above ground. But if the far end of this wire happens to be higher than the near end, you have raised the middle point, and your antenna will receive signals slightly better. On the other hand, if you have to run the antenna "slanting downwards," you have lowered the middle point and the antenna will not receive so well. So try to have both ends of the "horizontal" part of the antenna as high as possible. If you find it possible to make one end higher than the other, by all means do so.

If the far end of the antenna happens to be a tree—as in many cases is the case—remember that during heavy winds the tree will sway greatly. This is likely to break your wire. One way

(Continued on following page.)

Radio Room of "Majestic" the World's Largest Transatlantic Liner



(C. Kadel & Herbert News Photos.)

The steamer "Majestic," of the White Star line, takes particular pride in her radio room. The equipment is of the best, and the room has one of the choice positions on the big boat. The photograph shows the second-in-charge radio operator, L. H. Tamplin, at the C-W panel used for long-distance sending.

Broadcasting Stations of United States and Canada

Complete to Date of Going to Press


UNITED STATES

- KDKA—Westinghouse Co., East Pittsburgh, Pa.
 KDPM—Westinghouse Electric & Mfg. Co., Cleveland, Ohio.
 KDZT—Seattle Radio Association, Seattle, Wash.
 KFAN—The Electric Shop, Moscow, Idaho.
 KFAP—Standard Publishing Co., Butte, Mont.
 KFAQ—City of San Jose, San Jose, Calif.
 KFAR—Studio Lighting Service Co. (O. K. Olesen), Hollywood, Calif., 1645 Hudson Avenue.
 KFAS—Reno Motor Supply Co., Reno, Nev.
 KFAT—S. T. Donohue, Eugene, Oreg., 681 Willamette Street.
 KFAU—Boise High School, independent school district of Boise City, Boise, Idaho.
 KFAV—Cooke & Chapman, Venice, Calif.
 KFAW—The Radio Den, Santa Ana, Calif.
 KFBA—Ramey & Bryant Radio Co., Lewiston, Idaho.
 KFBB—F. A. Buttrey & Co., Havre, Mont.
 KFBC—W. K. Azbill, San Diego, Calif., 5038 Cliff Place.
 KFBD—Clarence V. Welch, Hanford, Calif., 315 North Dooty Street.
 KFBE—Reuben H. Horn, San Luis Obispo, Calif.
 KFBF—Butte School of Telegraph (F. H. Smith), Butte, Mont.
 KFBG—First Presbyterian Church, Tacoma, Wash.
 WAAD—Ohio Mechanics Institute, Cincinnati, Ohio.
 WAJT—Kelly-Vawter Jewelry Co., Marshall, Mo.
 WAJU—Yankton College, Yankton, S. D.
 WBAP—The Star-Telegram, Wortham-Carter Pub. Co., Ft. Worth, Texas.
 WBZA—Times-Despatch Pub. Co., Richmond, Va.
 WCAB—Newburgh News Print & Pub. Co., Newburgh, N. Y.
 WCAC—John Fink, Jewelry Co., Fort Smith, Ark.
 WCAD—St. Lawrence University, Canton, N. Y. (Only weather.)
 WCAE—Kaufman & Baer Co., Pittsburgh, W. Pa.
 WCAG—Daily States Pub. Co., New Orleans, La.
 WCAV—J. C. Dice Electric Co., Little Rock, Ark.
 WCAW—Quincy Herald and Quincy Electric & Supply Co., Quincy, Ill.
 WCAX—University of Vermont, Burlington, Vt.
 WCAZ—Kesselmen O'Driscoll Co., Milwaukee, Wisc.
 WCAZ—Robert E. Compton & Co., Quincy Whig Journal, Quincy, Ill.
 WHAG—University of Cincinnati, Cincinnati, Ohio.
 WHAH—John T. Griffin, Joplin, Mo., 112 West Sixth Street.
 WHAI—Radio Equipment & Mfg. Co., Davenport, Iowa.
 WHAJ—Bluefield Daily Telegraph and E. K. Kitts, Bluefield, W. Va.
 WHAK—Roberts Hardware Co., Clarksburg, W. Va.
 WHAL—Phillips Jeffrey & Derby, Lansing, Mich.
 WHAM—University of Rochester, Rochester, N. Y.
 WHAN—Southwestern Radio Co., Wichita, Kans.
 WHAO—Frederic A. Hill, Savannah, Ga.
 WHAP—Dewey L. Otta, Decatur, Ill., 659 West Eldorado Street.
 WHAQ—Semmes Motor Co., Washington, D. C.
 WHAR—Paramount Radio & Electric Co., Atlantic City, N. J.
 WHAS—Courier-Journal and Louisville Times, Louisville, Ky.
 WHAT—Yale Democrat-Yale Telephone Co., Yale, Okla.
 WHAU—Corinth Radio Supply Co., Corinth, Miss.
 WHAV—Wilmington Electrical Specialty Co., Wilmington, Del.
 WHAW—Pierce Electrical Co., Tampa, Fla.
 WHAX—Holyoke Street Ry. Co., Holyoke, Mass.
 WHAY—Huntington Press, Huntington, Ind.
 WHAZ—Rensselaer Polytechnic Institute, Troy, N. Y.
 WIAA—Waupaca Civic and Commerce Association, Waupaca, Wis.
 WIAB—Joslyn Automobile Co., Rockford, Ill.
 WIAC—Galveston Tribune, Galveston, Tex.
 WIAD—Ocean City Yacht Club, Ocean City, N. J.
 WIAE—Mrs. Robert E. Zimmerman, Vinton, Iowa.
 WIAF—Gustav A. De Cortin, New Orleans, La., 139 North Alexander Street.
 WIAG—Matthews Electrical Supply Co., Birmingham, Ala.
 WIAH—Continental Radio & Mfg. Co., Newton, Iowa.
 WIAI—Heer Stores Co., Springfield, Mo.
 WIAJ—Fox River Valley Radio Supply Co., Neenah, Wis.
 WIAK—Journal-Stockman Co., Omaha, Nebr.
 WIAL—Standard Service Co., Norwood, Ohio.
 WIAN—Chronicle & News Publishing Co., Allentown, Pa.
 WIAO—School of Engineering of Milwaukee and Wisconsin News, Milwaukee, Wis.
 WIAP—Radio Development Corp., Springfield, Mass.
 WIAQ—Chronicle Publishing Co., Marion, Ind.
 WIAR—J. A. Rudy & Sons, Paducah, Ky.
 WIAS—Burlington Hawkeye & Home Electric Co., Burlington, Iowa.
 WIAT—Leon T. Noel, Tarkio, Mo.
 WIAU—American Trust and Savings Bank, Le Mars, Iowa.
 WIAV—New York Radio Laboratories, Binghamton, N. Y.
 WIAW—Saginaw Radio & Electric Co., Saginaw, Mich.
 WIAX—Capitol Radio Co. (Paul C. Rohwer), Lincoln, Nebr.
 WIAY—Woodward & Lothrop, Washington, D. C.
 WJAB—American Radio Co., Lincoln, Nebr.
 WJAC—Redell Co., Joplin, Mo.
 WJAD—Jackson's Radio Engineering Laboratories, Waco, Tex.
 WJAE—Texas Radio Syndicate, San Antonio, Tex.
 WJAF—Munsey Press, Munsey, Ind.
 WJAG—Norfolk Daily News (Huse Publishing Co.), Norfolk, Nebr.
 WJAH—Central Park Amusement Co., Rockford, Ill.
 WJAJ—Y. M. C. A., Dayton, Ohio.
 WJAK—White Radio Laboratory, Stockdale, Ohio.
 WJAL—Victor Radio Corp., Portland, Me.
 WJAM—D. M. Perham, Cedar Rapids, Iowa.
 WJAN—Peoria Star & Peoria Radio Sales Co., Peoria, Ill.
 WJAP—Kelly-Duluth Co., Duluth, Minn.
 WJAR—Capper Publications, Topeka, Kansas.
 WJAR—The Outlet Co., Providence, R. I.
 WJAS—Pittsburgh Radio Supply House, Pittsburgh.
 WJAX—D. M. Perham, Cedar Rapids, Iowa.
 WJAZ—Chicago Radio Laboratory, Chicago.
 WDAA—Ward-Belmont School, Nashville, Tenn.
 WDAB—M. C. Summer & Son, Portsmouth, Ohio.
 WDAC—Illinois Watch Co., Springfield, Ill. (Weather only.)
 WDAD—William Louis Harrison, Central Kansas Radio Supply, Linsborn, Kansas.
 WDAE—Tampa Daily Times, Tampa, Fla.
 WDAF—Kansas City Star, Kansas City, Mo.
 WDAG—J. Laurence Martin, Amarillo, Texas.
 WDAI—Hughes Electrical Corp., Syracuse, N. Y.
 WDAJ—Atlanta & West Point R. R. Co., College Park, Ga.
 WDAK—Mine & Smelter Supply Co., El Paso, Texas.
 WDAL—"Florida Times Union," Jacksonville, Florida.
 WDAM—Western Electric Co., New York, N. Y.
 WDAN—Glenwood Radio Corp., Shreveport, La.
 WDAO—Automotive Electric Co., Dallas, Texas.
 WDAP—Midwest Radio Central Inc., Chicago.
 WDAQ—Hartman Riker Elec. Co., Brownsville, Pa.
 WDAR—Lit Bros., Philadelphia.
 WDAS—Samuel A. Waite, Worcester, Mass.
 WDAT—Delta Electric Co., Worcester, Mass.
 WDAU—Slocum & Kilbourne, New Bedford, Mass.
 WDAV—"Muskogee Daily Phoenix," Muskogee, Okla.
 WDAW—Georgia Railway and Power Co., Atlanta, Ga.
 WDAX—First National Bank, Centerville, Iowa.
 WDAY—Kenneth M. Hance, Fargo, N. D.
 WEAA—Fallain & Lathrop, Flint, Mich.
 WEAB—Standard Radio Equipment Co., Fort Dodge, Iowa.
 WEAC—Baines Electric Service Co., Terre Haute, Ind.
 WEAD—Northwest Kansas Radio Supply Co., Atwood, Kansas.
 WEAF—Western Electric Co., N. Y.
 WEAG—Nichols - Heneline - Bassett, Edgewood, R. I.
 WEAH—Wichita Board of Trade and Landus Radio Co., Wichita, Kansas.
 WEAL—Cornell University, Ithaca, N. Y.
 WEAK—Julius B. Abercrombie, St. Joseph, Mo.
 WEAM—North Plainfield, N. J.
 WEAN—Shepard Co., Providence, R. I.
 WMAB—Radio Supply Co., Oklahoma City, Okla.
 WMAC—F. Edward Page, Fernwood, Cazonovia, N. Y.
 WMAF—Round Hills Radio Corp., Dartmouth, Mass.
 WMAJ—Drovers Telegram Co., Kansas City, Mo.
 WNAC—Shepard Stores, Boston, Mass.
 WOAI—Southern Equipment Co., San Antonio, Tex.
 KDZA—"Arizona Daily Star," Tuscon, Arizona.
 KDZB—Frank E. Siefert, Bakersville, Cal.
 KDZD—W. R. Mitchell, Los Angeles, Cal.
 KDZE—The Rhodes Co., Seattle, Washington.
 KDZF—Automobile Club of Southern California, Los Angeles.
 KDZG—Cyrus-Peirce Co., San Francisco, Cal.
 KDZH—"Fresno Evening Herald," Fresno, Cal.
 KDZI—Electric Supply Co., Wenatchee, Wash.
 KDZJ—Excelsior Radio Co., Eugene, Oregon.
 KDZL—Rocky Mountain Radio Corp., Ogden, Utah.
 KDZM—E. A. Hollingworth, Centralia, Wash.
 KDZK—Nevada Machine & Electric Co., Reno, Nev.
 KDZQ—William D. Pyle, Denver, Colo.
 KDZP—Newbery Elec. Corp., Los Angeles, Calif.
 KDZR—Bellingham Publishing Co., Bellingham, Wash.
 KDZT—Seattle Radio Association, Seattle, Wash.
 KDZV—Cope & Cornwell Co., Salt Lake City, Utah.
 WKAA—Republican Times and H. F. Paar, Cedar Rapids, Ia.
 WKAC—Star Publishing Co., Lincoln, Nebr.
 WKAF—W. S. Radio Supply Co., Wichita Falls, Tex.
 WKAD—Charles Loeff, East Providence, R. I.
 WKAG—Edwin T. Bruce, M. D., Louisville, Ky.
 WKAH—Planet Radio Co., West Palm Beach, Fla.
 WKAJ—Fargo Plumbing & Heating Co., Fargo, N. D.
 WKAK—Okfuskee County News, Okemah, Okla.
 WKAL—Gray & Gray, Orange, Tex.
 WKAM—Adam Breede, "Daily Tribune," Hastings, Neb.
 WKAN—Alabama Radio Mfg. Co., Montgomery, Ala.
 WKAP—Flint, Dutee Wilcox, Cranston, R. I.
 WKAQ—Radio Corporation of Porto Rico, San Juan, P. R.
 WKAR—Michigan Agriculture College, East Lansing, Mich.
 WKAS—L. E. Lines Music Co., Springfield, Mo.
 WKAT—Frankfort Morning Times, Frankfort, Ind.
 WKAU—Laconia Radio Club, Laconia, N. H.
 WKAU—Turner Cycle Co., Beloit, Wis.
 WKAX—Wm. A. MacFarlane, Bridgeport, Conn.
 WKAY—Benau College, Janesville, Ga.
 WKAZ—Landaus Music and Jewelry Co., Wilkes-Barre, Pa.
 KDYC—Herald Publishing Co., Klamath Falls, Ore.
 KDYS—The Tribune, Inc., Great Falls, Mont.

(Continued from preceding page)

- KDYW—Smith-Hughes & Co., Phoenix, Ariz.
- KDYX—Star Bulletin Publishing Co., Honolulu, T. H.
- KDYY—Rocky Mt. Radio Corp., Denver, Colo.
- WBAC—Republican Publishing Co., Hamilton, Ohio.
- WBAQ—Myron L. Harmon, Y. M. C. A., South Bend, Indiana.
- WBAV—The Erner & Hopkins Co., Columbus, Ohio.
- WBAW—Marletta College, Marietta, Ohio.
- WCAX—John H. Stenger, Wilkes-Barre, Pa.
- WBAY—American Telephone & Telegraph Co., New York.
- WGAM—Orangeburg, S. C.
- WGAX—Radio Electric Co., Washington, D. C.
- WHAW—Pierce Electric Co., Tampa, Fla.
- WLAB—George F. Grossman, Carrollton, Mo.
- WLAC—North Carolina State College, Raleigh, N. C.
- WLAD—Arvanette Radio Supply Co., Hastings, Neb.
- WLAJ—Johnson Radio Co., Lincoln, Neb.
- WLAG—Cutting and Washington Radio Corp., Minneapolis.
- WLAH—Samuel Woodworth, Syracuse, N. Y.
- WLAJ—Waco Electrical Supply Co., Waco, Tex.
- WLAK—Vermont Farm Machine Co., Bellows Falls, Vt.
- WLAL—Tulsa Radio Co., Tulsa, Okla.
- WLAM—Morrow Radio Co., Springfield, Ohio.
- WLAN—Putnam Hardware Co., Houlton, Mo.
- WLAO—Anthracite Radio Shop, Scranton, Pa.
- WLAP—W. V. Jordon, Louisville, Ky.
- WLAQ—A. E. Shillings, Kalamazoo, Mich.
- WLAR—Mickel Music Co., Marshalltown, Iowa.
- WLAS—Hutchinson Radio Co., Hutchinson, Kan.
- WLAT—Charles G. Bosch Co., Burlington, Iowa.
- WLAX—Putnam Electric Co., Greencastle, Ind.
- WMAH—General Supply Co., Lincoln, Nebraska.
- WMAM—Beaumont Radio Equipment Co., Beaumont, Texas.
- WNAL—R. J. Rockwell, Omaha, Nebraska.
- WAL—McCook Army Station, Dayton.
- WBA—Marshall-Gerken Co., Toledo, Ohio.
- WBZ—Westinghouse Co., Springfield, Mass.
- WCL—Philadelphia
- WCJ—A. C. Gilbert Co., New Haven, Conn.
- WCX—Detroit Free Press, Detroit, Mich.
- WDM—Church of the Convent, Washington, D. C.
- WDT—Ship Owners Radio Co., New York City.
- WDY—Radio Corp. of Amer., Roselle Park, N. J.
- WDW—Radio Construction Co., Washington, D. C.
- WGH—Light and Water Power Co., Montgomery, Ala.
- WGI—Amer. Radio & Research Corp., Medford Hillside, Mass.
- WGL—Thomas J. Howlett, Philadelphia.
- WGM—Georgia Railway & Power Co., Atlanta, Ga. (Atlanta Constitution.)
- WGY—General Elec. Co., Schenectady, N. Y.
- WHA—University of Wisconsin, Madison, Wis.
- WHK—Warren R. Cox, Cleveland.
- WHN—Brooklyn, N. Y.
- WHQ—Rochester Times, Rochester, N. Y.
- WHU—William B. Duck Co., Toledo, Ohio.
- WHW—Stuart W. Seeley, East Lansing, Mich.
- WFO—Riker Kumler Co., Dayton
- WJH—White and Boyer, Washington, D. C.
- WJK—Service Radio Equipment Co., Toledo, Ohio.
- WJX—De Forest Radio Co., New York City.
- WJZ—Westinghouse Co., Newark, N. J.
- WKB—Sweeney School Co., Kansas City, Mo.
- WLB—University of Minn., Minneapolis, Minn.
- WLK—Hamilton Mfg. Co., Indianapolis.
- WLQ—United States Army, Fairfield, Ohio.
- WLW—Crosley Manufacturing Co., Cincinnati.
- WMH—Precision Elec. Co., Cincinnati.
- WNO—Wireless Tel. Co. of Hudson County, N. J.
- WOC—Karlawa Radio Co., Rock Island, Ill.
- WOH—Hatfield Electric Co., Indianapolis.
- WOK—Pine Bluff Co., Pine Bluff, Ark.
- WOO—Western Radio Co., Kansas City, Mo.
- WOR—L. Bamberger & Co., Newark, N. J.
- WOS—Mo. State Marketing Bureau, Jefferson City, Mo.
- WOU—Metropolitan Utilities, Omaha, Neb.
- WOZ—Palladium Printing Co., Richmond, Ind.
- WOB—C. D. Tuska & Co., Hartford, Conn.
- WPB—Hamilton Elec. Co., Pittsburgh.
- WRK—Doron Bros. Elec. Co., Hamilton, Ohio.


The busy broadcasting station WGAM, Orangeburg, South Carolina, one of the best - equipped broadcasters in the South




- WRL—Union College, Schenectady, N. Y.
- WRR—Dallas Texas, Dallas, Texas.
- WRW—Tarrytown Radio Research Co., Tarrytown, N. Y.
- WSZ—Marshall-Gerken Co., Toledo, Ohio.
- WVP—United States Army, New York City.
- WWJ—Detroit News Co., Detroit, Mich.
- WAAC—Tulane University, New Orleans, La.
- WBAD—Sterling Elec. Co., Minneapolis, Minn.
- WBAE—Bradley Institute, Peoria, Ill.
- WBAH—Dayton Co., Minneapolis, Minn.
- WBAM—B. Rennysen, New Orleans, La.
- 1 XAD—Thomas Giffen, Pawtucket, R. I.
- 2 IA—Jersey Review, Jersey City, N. J.
- 2 XJ—American Tel. & Tel. Co., Deal Beach, N. J.
- 4 CD—Carter Electric Co., Atlanta, Ga.
- 5 ZU—State University, Austin, Texas.
- 8 UX—Radioart Store, Akron, Ohio.
- 8 YO—Ohio State University, Columbus.
- 8 BYV—Columbus Spec. Co., Columbus.
- 9 YY—State University, Lincoln, Neb.
- 10 J—Robert F. Farnum, Pawtucket, R. I.
- KDN—Meyberg Co., San Francisco.
- KFC—Northern Radio & Elec. Co., Seattle, Wash.
- KFU—Precision Shop, Gridley, Cal.
- KGB—Edwin L. Lorden, San Francisco.
- KGC—Hamilton Mfg. Co., Hollywood, Cal.
- KGF—Pomona Fixture Co., Pomona, Cal.
- KHO—Louis Wasmer, Seattle, Wash.
- KIZ—Reynolds Radio Co., Denver, Colo.
- KJJ—Radio Shop, Sunnyvale, Cal.
- KJO—C. O. Gould, Stockton, Cal.
- KJR—Vincent I. Kraft, Seattle, Wash.
- KJS—Bible Institute, Los Angeles, Cal.
- KLB—J. J. Dunn & Co., Pasadena, Cal.
- KLP—Colin B. Kennedy, Los Altos, Cal.
- KLS—Warner Bros., Oakland, Cal.
- KLX—Tribune Pub. Co., Oakland, Cal.
- KNI—T. W. Smith, Eureka, California.
- KNX—Electric Lighting Supply Co., Los Angeles.
- KOG—Western Radio Co., Los Angeles.
- KOJ—University of Nevada, Reno, Nev.
- KOV—Doubleday Hill Electric Co., Pittsburgh.
- KQI—University of California, Berkeley, Cal.
- KQL—Arno A. Kluge, Los Angeles.
- KQW—Charles D. Herrold, San Jose, Cal.
- KTW—First Presbyterian Church, Seattle, Wash.
- KUO—Examiner Printing Co., San Francisco.
- KVQ—J. C. Hobrecht, Sacramento, Cal.
- KWG—Portable Wire'ess Co., Stockton, Cal.
- KYF—Theatre Music Co., San Diego, Cal.
- KYI—Bakersfield Californian, Bakersfield, Cal.
- KYJ—Leo Meyberg Co., Los Angeles.
- KYY—Radio Shop, San Francisco.
- KYW—Westinghouse Co., Chicago.
- KZC—Public Market and Dep't Stores, Seattle.
- KZM—Preston D. Allen, Oakland, Cal.
- KZN—Desert News, Salt Lake City, Utah.
- KZV—Wenatchee Battery & Motor Co., Wenatchee, Wash.
- KZY—A-P Radio Supplies Co., Oakland, Cal.
- KFAY—W. J. Virgin Milling Co., Central Point, Oregon.
- KFBH—Thomas Musical Co., Marshfield, Oregon.
- KFBJ—Boise Radio Supply Co., Boise, Idaho.
- KFBK—Kimball-Upson Co., Sacramento, Calif.

- KFBL—Leese Bros., Everett, Wash.
 - KFBM—Cook & Foster, Astoria, Oregon.
 - KFBN—Borch Radio Corp., Oakland, Cal.
 - KFBQ—Savage Electro Co., Prescott, Ariz.
 - KFCB—Nielsen Radio Supply Co., Phoenix, Ariz.
 - KFCC—Auto Supply Co., Wallace, Idaho.
 - KFCD—Salem Electric Co., Salem, Oregon.
 - KFDB—John D. McKee, Lombard & Kearney, San Francisco, Cal.
 - KPAV—Cooke & Chapman, Venice, California.
- CANADA
- CJCU—Manitoba Free Press, Winnipeg, Man.
 - CHCA—Radio Corporation of Vancouver, Ltd., Vancouver, B. C.
 - CFAC—Radio Corporation of Calgary, Ltd., Calgary, Alta.
 - CKCK—G. Melrose Bell, Regina, Sask.
 - CHCF—G. Melrose Bell, Winnipeg, Man.
 - CJCE—Vancouver Sun, Vancouver, B. C.
 - CKCD—Vancouver Daily Province, Vancouver.
 - CKCE—Canadian Indepe. Tel. Co., Toronto, Ont.
 - CFCE—Marconi Wireless-Telegraph Co., Montreal.
 - CFCA—Star Publishing & Printing Co., Toronto.
 - CHCB—Marconi Wireless-Telegraph Co., Toronto.
 - CFCB—Marconi Wireless-Telegraph Co., Vancouver, B. C.
 - CJNC—Tribune Newspaper Co., Winnipeg, Man.
 - CJCD—T. Eaton Co., Ltd., Toronto, Ont.
 - CKZC—Dalton Radio Eng. Co., Winnipeg, Man.
 - CHYO—Northern Electric Co., Montreal, Que.
 - CFCE—Marconi Wireless-Telegraph Co., Halifax.
 - CHCB—Marconi Wireless-Telegraph Co., Toronto.
 - CJBC—Dupuis Freres, Montreal, Que.
 - CHVC—Metropolitan Motors, Toronto, Ont.
 - CJCA—Edmonton Journal, Edmonton, Alta.
 - CJCI—McLean, Holt & Co., Ltd., St. John, N. B.
 - CHIC—J. R. Booth, Jr., Ottawa, Ont.
 - CHCC—Western Radio Co., Calgary, Alta.
 - CFYC—V. W. Odium, Vancouver, B. C.
 - CKAC—La Presse Pub. Co., Montreal, Que.
 - CHBC—Aibertan Pub. Co., Calgary, Alta.
 - CFPC—International Radio Development Co., Fort Frances, Ont.
 - CJGC—London Free Press Printing Co., London, Ont.
 - CKOC—Wentworth Radio Supply Co., Hamilton, Ont.
 - CJCN—Simons, Agnew Co., Toronto, Ont.
 - CJCB—J. G. Bennett, Nelson, B. C.
 - CJCS—Eastern Telephone & Telegraph Co., Halifax, N. S.
 - CKQC—Radio Supply Co., London, Ont.
 - CHCS—London Radio Shoppe, London, Ont.
 - CJSC—The Evening Telegram, Toronto, Ont.
 - CKCS—The Bell Telephone Co., Montreal, Que.
 - CFTC—The Bell Telephone Co., Toronto, Ont.
 - CJCF—The News Record, Ltd., Kitchener, Ont.
 - CKCR—Jones Electric Co., St. John, N. B.
 - CFCH—Abitibi Power & Paper Co., Iroquois Falls.
 - CFCN—W. W. Grant Radio, Ltd., Calgary, Alta.
 - CHCX—B. L. Silver, Montreal, P. Q.
 - CFCI—Motor Products Corp., Walkerville, Ont.
 - CKKC—Radio Equipment & Supply Co., Toronto.
 - CKUC—Can. National Railways, Toronto, Ont.
 - CHFC—John Millen & Sons, Ltd., Toronto, Ont.

The Week's Important Radio Even



(C. Kadel & Herbert News Photos.)
Here is a man with a new job! He is a radio critic. His duty is to check up and keep tabs on all the broadcasting from WJZ, Newark, N. J.



We seldom to see just apparatus station look actual mac the human dreds of mi of the rad complete which app graph to t by the F ment, Was principal broadcasting, crop repor vast import who needs th

Ann Pennin way's popul stars (right) fan. Next says, radio light. She in her hom antenna he graph was Pennington' gives a spl placing of a speaker so too i

(C. Kadel &)



(C. Underwood & Underwood, N. Y.)

Paul Coates, Chicago radio amateur, and Miss Beulah Milburn, also a fan. Mr. Coates recently caused some ripple in radio circles with a superregenerative circuit built by himself. With a three-foot loop, he tuned in Newark, Schenectady, Atlanta and Kansas City.



(C. Kadel & Herbert News Photos.)

Radio amateurs have waited long for a dev lighting of the filaments of their tubes. lights have a supply of alternating curren been to adapt this current to the lighting kept charged, and most every radioman ask for such work." The accompanying photog at Columbia University, with a set in wh makes use of the house current for light check up the voltage. The coils which pl are indicated by 2. The receiving set is s vacuum tubes used as amplifiers. 6 are home. These bulbs are used here to aid th force for filament use. Toy transformers the voltage down to that recommended fo 60-cycle hum was heard in the phones. Wi e

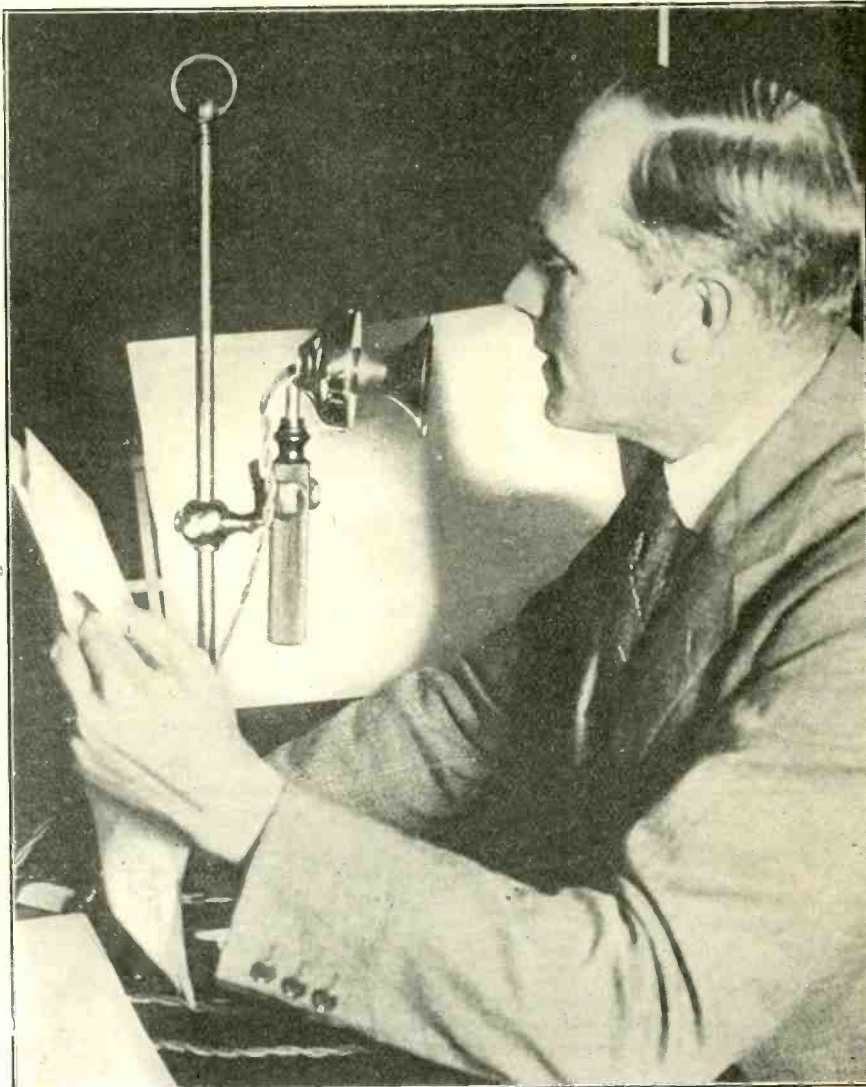
ets Picked up by Busy Photographers

get an opportunity what the chief of a broadcasting like; that is, the machinery that hurls voice over hundreds into the homes of listeners. This transmitting set, as in the photograph left, is operated at Office Departmentington, D. C. Its program is the of weather and ts which are of nce to the farmer such reports on minute.




ton, one of Broad-ar musical-comedy), is also a radio to dancing, she is her greatest dehad a set installed e, but erected the rself. The photo-taken in Miss s living room. It endid idea of the receiver and loud-as not to take up uch room.

(Herbert News Photos.)



(International News-reel Photo)

The radio operator at Marconi House, London, broadcasting information that he is receiving from airplane pilots during a flight around the British Isles. The flight was one of the most sensational ever "staged" in Europe, a score of "boats" contesting. Each was equipped with radio and kept in touch with the transmitting apparatus in the photograph.



ice that would remove the trouble attending the Since most houses that are wired for electric t of 60-cycles frequency, the main problem has of vacuum tubes. The storage battery must be s this question: "Can I utilize the house current raph shows Mr. J. C. Aceves, electrical engineer ich he has eliminated the storage battery. He ing his tubes. 1 is an A-C voltmeter used to ay the important part in this particular circuit hown at 3. 4 are the detector tubes, and 5 the ordinary electric bulbs in general use in the e circuit in reducing the voltage to the required have been employed for this purpose; to step r tubes, but the method failed because a strong th Mr. Aceve's method this hum was eliminated atirely.



(C. Kadel & Herbert News Photos.)

Realizing the entertaining value of the radiophone, officers of the Hebrew Orphan Asylum, New York, installed an outfit for the benefit of the eleven hundred orphans there. With this regenerative set and two stages of amplification, results are highly satisfactory.

MICROSTAT VERNIER RHEOSTAT

The most sensitive filament control and quickest, easiest tuned. This microstat has ten times the possibility of exact filament adjustment as over the ordinary wire rheostat.


It eliminates grating and interfering noises, has single knob adjustment and is far more durable being made of better material with greater care.

This microstat takes up less room on the radio board, is neat and compact. The exact calibrations of the microstat are due to the gradual entering of two points into the resistance material of our own composition which gives us exacting and most minute measurement of current to the filament as the operator brings the two points together or separates them through the screw handle.

Order through your dealer or delivered to any part of U. S. **\$1.40**

MICROSTAT COMPANY
WILLIAMSPORT, PA.

Dealers, write for quantity prices



Eliminate Storage Battery

Equip your set with the famous dry cell tube

Use Your Present Socket

Wiring changes are unnecessary when you use the

**SUNECO
TUBE
ADAPTER**

Patent Applied For



TO
USE

Place tube in adapter, put adapter in socket. The tube circuit is automatically adjusted to conform to set.

\$1.50 each

Sun Equipment Company

67 Exchange Place

New York, N. Y.

Broadcasters Will Pay Royalties for Copyrighted Music

MORE than one million dollars per year additional revenue is expected to enrich the coffers of the American Society of Composers, Authors and Publishers, says "The Clipper," New York, when final arrangements are completed between the society and various radio broadcasting-stations that perform copyrighted music for profit, take out performing rights licenses and pay an equitable fee for such rights.

The most definite step taken by the society to license the radio stations was on Wednesday, September 20, when a conference was held at the A. S. C. & P.'s rooms, between various radio representatives and organizations interested in copyright and the rights of such copyright owners. All of the representatives of the leading radio interests acknowledged the rights of copyright owners to collect a fee when their works were performed for profit, and the suggestion by E. C. Mills, chairman of the executive board of the Music Publishers' Protective Association, who presided at the conference, that \$5 per day be a minimum fee for each station, graduating up to a larger fee, was favorably received by those representing the important radio corporations. At this rate, the tremendous amount that will be paid the society by the radio stations will easily reach the million-dollar mark.

Many interesting questions were brought up at the conference, the stenographic report of which covers more than 100 pages and copies of which will be available to those interested as soon as they can be printed and bound. Most of the questions that arose were made by the radio men for points of information, and practically all of them were answered by E. C. Mills, who was later warmly congratulated.

Those present at the conference were: American Society of Composers, Authors and Publishers—Nathan Burkan, general counsel, and J. C. Rosenthal, general manager. Author's League of America—Mr. Williams, president, and Eric Schuler, vice-president. Music Industries Chamber of Commerce—Alfred L. Smith, general manager. Music Publishers' Association of the United States—George Fischer, president, and Alfred L. Smith, secretary. Department of Commerce, United States of America—Arthur Batcheller, Radio Inspector of Second District. American Telephone and Telegraph Co.—A. H. Griswold, S. L. Ross and C. H. Fuller. Radio Corporation of America—J. C. White, and Ira J. Adams, counsel. General Electric Company—H. E. Dunham, counsel, and M. P. Rice, in charge of WSY station. Westinghouse Electric & Manufacturing Company—William E. Easton, vice-president; Calvert Townley, assistant to the president, and C. B. Popenoe, of WJZ broadcasting station. G. Shirmer, Inc.—O. G. Sonneck, National Radio Chamber of Commerce—Mr. Lewis, secretary. Music Publishers' Protective Association—E. C. Mills, chairman of the executive board, presiding at the conference.

Radioisms

A RADIO Beginner is a man who spends \$90 on parts to build a \$19 set.

A Radio Fan is a man who believes that God made the air for broadcasting.

An Amateur is a man who is convinced that the devil invented broadcasting merely to fill the atmosphere with noise to smother the sweet sounds of the dah-de-dah.

The Dah-de-dah is a peculiar bird who is never satisfied with QRK, but is ever looking with longing eyes on DX. He abhors QRN, but manages to stand it, yet QRM, particularly from broadcasting stations, brings tears of anger to his eyes.—"The Globe," New York.

California Leads in Broadcasting Stations

Service Continues in All but One State

By Washington R. Service

BBROADCASTING still continues in all but one State in the United States, notwithstanding pessimistic reports from some quarters that this service, which is likened to a fad, is falling off and likely to collapse. On September 21, there were 510 active broadcasting stations, according to a survey by the Radio Section of its limited commercial stations, operating on 360 meters.

The list of broadcasting stations published on pages 12 and 13 of this issue of RADIO WORLD is a complete record of licensed stations in the United States and Canada, alphabetically arranged. It has been brought up to date—every station officially reported from Washington received up to the time of going to press is included. All new stations are published in RADIO WORLD from week to week, as soon as received from Washington.

California still leads with 66 stations sending entertainment, news, and information; Ohio is second with 34; and New York third, having 28 stations. Wyoming brings up the rear, without a single station. Every other State of the Union has one or more transmitting stations carrying entertainment in some form.

Class B Applications

Several applications from larger broadcasting stations for the class-B license, permitting the use of the 400-meter wave, have been received by the Department of Commerce, but to date only two have been authorized to transmit on this wave. They are the "St. Louis Post Dispatch" and the Westinghouse Station, Chicago. The officials in charge of the licensing of radio stations do not anticipate that more than a dozen applications for the class-B license will be received, as only the most powerful stations carrying high-class entertainment regularly may hope to qualify.

Four New Licenses

During the past week, four licenses were issued for regular 360 meter broadcasting stations, as follows:

WLAX—Greencastle Community Broadcasting Station (Putnam Electric Company), Greencastle, Indiana.

WLAS—Hutchinson Grain Radio Co., Hutchinson, Kansas.

WPAN—Levy Bros., Dry Goods Co., Houston, Texas.

WMAG—The Tucker Electric Co., Liberal, Kansas.

The list by States is as follows:

Number of Broadcasting Stations by States on September 21, 1922

California	66
Ohio	34
New York	28
Pennsylvania	27
Texas	25
Washington	23
Missouri	22
Illinois	20
Iowa	20
Nebraska	17
Oregon	15
Kansas	15
Minnesota	12
Indiana	12
Massachusetts	12
Michigan	11
New Jersey	11
Louisiana	10
Wisconsin	10
Florida	9
District of Columbia	8
Oklahoma	8
Georgia	7
Arkansas	6
Colorado	6
Arizona	5
Connecticut	5
Idaho	5
Rhode Island	5
West Virginia	5
Alabama	4
Maine	4
Utah	4
Kentucky	4
Montana	4
Maryland	3
North Carolina	3
South Dakota	3
Tennessee	3
Nevada	2
New Mexico	2
North Dakota	2
Porto Rico	2
South Carolina	2
Hawaii	2
Vermont	2
Virginia	2
Delaware	1
Mississippi	1
New Hampshire	1
Wyoming	0
Total	510

MAGNAVOX
brings City Entertainment
and Education
to the
Farm



*How Science has bridged
with wireless the miles
between city and country*

NOW to the health and independence of farm life, you can add the large city's most envied advantage—access to wholesome, inspiring entertainment.

Within the past few months more than half a million radio receiving sets have been installed by amateurs, mostly to hear the daily programs of Concert and Dance Music, Vaudeville, Speeches, Sermons, etc., broadcasted from central stations in all parts of the country.

Without a Magnavox Radio no wireless receiving set is complete. It makes it possible to hear all that is in the air as if it were being played by your phonograph.

Any radio dealer will demonstrate for you, or write to us for descriptive booklet and name of nearest dealer.

The Magnavox Co.
Oakland, California
N.Y. Office: 370 Seventh Ave.
Penn. Terminal Bldg.

Radio brings it
MAGNAVOX
tells it

Volume 1 of RADIO WORLD Now Complete

Our supply of back numbers of RADIO WORLD (Nos. 1 to 26) is limited. We will take orders for the first volume until the supply is exhausted. If you want these numbers, or want your subscription to start with any special number, let us know.

RADIO WORLD CO., 1493 Broadway, New York City

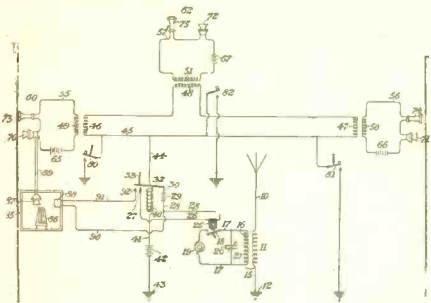
Radio Patents

John Hays Hammond, Jr's., New System for Transmitting Radio Waves

No. 1,425,523. Patented August 15, 1922.
Patentee, John Hays Hammond, Jr.,
Gloucester, Massachusetts.

JOHN HAYS HAMMOND, JR., one of the most prolific inventors in the radio field, has added another patent to his long list. It is an improved system for transmitting electradiant energy; particularly where a control station, and one or more auxiliary control stations, is operated. In this new system means is provided for informing the operator at any one of the auxiliary stations as to the responsiveness of the central station.

A particular embodiment of this invention comprises an antenna or open aerial circuit, which includes an inductance and which is grounded through the



Diagrammatic representation of a transmission system constructed in accordance with Mr. Hammond's invention.

inductance. The inductance forms the secondary of a transformer which includes a primary inductance which is in a circuit controlled by a normally open switch and arranged to be energized by a high-frequency electric alternator. A variable condenser is connected in a well-known manner to form with the primary inductance, a closed oscillatory circuit, which is preferably tuned to the natural frequency of oscillation of the open aerial circuit.

The normally open switch is arranged to be controlled by an electromagnet, one end of the winding of which is connected by a conductor to a fixed terminal. The other end of the winding of the magnet is connected by a conductor to one pole of a battery the other pole of which is connected by conductor to a switch which is arranged to swing into and out of engagement with the fixed terminal, and which is normally held open by a spring.

For controlling the normally open switch either from a central station or from anyone of a plurality of auxiliary stations, an electromagnet is suitably arranged.

* * *

For Testing Transmitters or Receivers

No. 1,426,807. Patented, August 22, 1922. Patentees: Harold D. Arnold and John P. Minton, East Orange, New Jersey.

THIS invention relates to a method of and system for testing the comparative efficiency of telephone transmitters or receivers, and for testing the component parts thereof, such as their diaphragms and also the granular carbon employed in the transmitter.

The invention makes use of a source

of sound; for example, a telephone receiver, which acoustically operates the apparatus under test, that is, the transmitter, or receiver, or component parts thereof. A source of energy is connected to the receiver and the alternating-current energy produced thereby in the apparatus under test is measured and compared with the results obtained when other apparatus is tested under like conditions. In this way it may be determined if the element tested—transmitter, receiver, diaphragm, or granular carbon, measures up to the chosen standard of efficiency.

It is well known that telephone currents produced by speaking into a transmitter are very complex and may be considered as made up of currents of various frequencies, extending over the acoustic range. It is desirable in testing telephone devices to duplicate actual

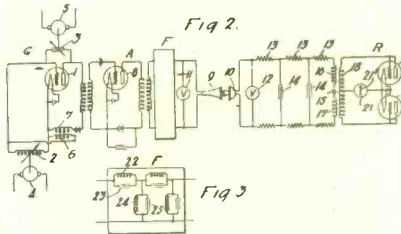
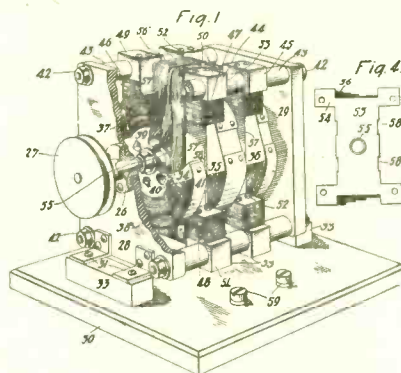


Figure 1 shows a perspective view with parts broken away, of the variable inductance; figure 2 shows, diagrammatically, a testing system that may be used; figure 3 indicates diagrammatically a wave filter; and figure 4 is a plan view of a coil supporting plate forming a part of the inductance shown in figure 1.

working conditions as nearly as possible, while obviating the necessity of actually employing currents produced by the voice. To this end the invention provides a special form of generator for energizing the receiver which actuates the element under test. This generator supplies current which continuously and cyclically varies in frequency over the important part of the voice frequency range, thereby testing the apparatus at all those frequencies which are most important in speech.

* * *

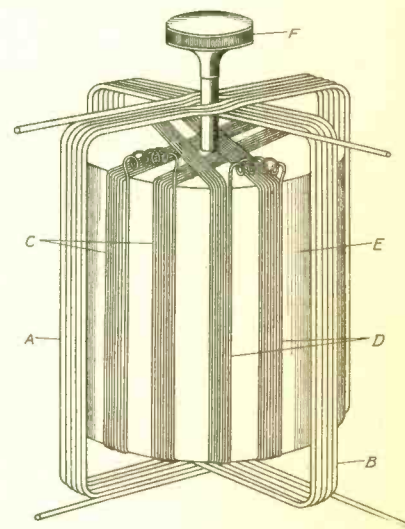
To Aid Direction Finding

No. 1,425,137. Patented, August 27, 1922. Patentee: George Maurice Wright, Lyngrove, Chesterfield, England.

IN the "aperiodic aerial" system of direction finding, using two fixed aeri- als and a radiogoniometer, it is necessary to

make the coupling between the tuned search-coil circuit and the aerial circuits as tight as possible. This condition is desirable firstly in order to minimize the loss in signal strength due to the method of tuning; and, secondly, to increase the ratio of signal strength to stray effects which tend to distort the ideal polar diagram of the system.

A radiogoniometer usually consists of windings disposed on two co-axial cylinders, the inner cylinder carrying the search coil winding and being capable of rotation. In order to make the coupling between field and search-coil windings as large as possible, it is necessary to make the cylinder carrying the search coil of as large a diameter as possible in order to bring the windings close together. The magnetic field inside the outer winding is, however, not uniform but is more intense in the neighborhood of the conductors themselves. Consequently, as the search coil is rotated, the



A radiogoniometer comprising two stationary coils in planes at substantially right angles, and a rotatable search-coil comprising two windings in planes at an acute angle with each other.

law of coupling between it and each field winding does not follow the sine law required theoretically and errors are produced.

In the positions of symmetry, i. e. when the plane of the search coil either coincides with that of either aerial coil or lies midway between the two, no error will exist. Consequently the error curve takes the form of a cyclic variation making four complete cycles per revolution of the search coil and if one aerial coil is parallel to the 0-180 degree line of the scale pointer system, then the points of zero error will be 0, 45, 90, 135, etc., and the points of maximum error about 22½, 67½, etc.

According to my invention I construct a radiogoniometer having a double search coil with its two windings in planes making an angle of substantially 45 degrees.

The coils may be connected in series. In this case the total E. M. F. induced in the winding is given by the algebraic sum of the E. M. F.'s in the individual coils. And though the difference of each E. M. F. from the ideal case may be quite considerable, yet since the differences are of opposite sign they cancel out and the radiogoniometer will read correctly in all positions of the search coil.

52 Weeks for \$6.00

Complete Your File of RADIO WORLD
Copies of Radio World No. 1

If you did not get a copy of Radio World No. 1, send us \$6.00 and we will send you this paper for one year, and start it with our first issue, which will be mailed you as soon as possible after receipt of order.

**The "COPPER GIANT" "B" Battery
IS GUARANTEED FOR TWO YEARS**

In ANY receiving set, because it does not deteriorate while standing idle. This is a very large battery designed for stationary or semi-portable installations where absolute reliability over a period of years is the first consideration. Standard voltages—22, 50 and 100. Any voltage made to order. Write for illustrations.

J. A. RITTER, Lansdowne, Pa.



BUILD YOUR OWN

Complete 5th. instruction book for 20c. only on radio reception and how to make eight classes of crystal and vacuum tube receiving sets. Wonderful information makes you understand radio. With every order we send free our price list of parts prepared especially for the several sets described. Buy direct from factory and save many dollars. Both instruction book and price list sent on receipt of 20c. only. Money back if not pleased.

RADIO PARTS MFG. CO.
Dept. 15, Park Pl. W., Detroit, Mich.

MILLBRO RADIO SUPPLY

137 Seventh Avenue New York City

NOVO B BATTERIES

Medium Variable, \$1.00; Large Variable, \$1.50. Exide Storage Batteries, 80 ampere hours, \$19.75.

Full Line of Radio Parts at Extremely Low Prices

**NOVO
"B"
BATTERIES
FOR RADIO**

22½-45 & 105 VOLTS

**NOISELESS
DEPENDABLE
GUARANTEED**

ASK YOUR DEALER

NOVO MANUFACTURING CO.
424-438 W. 33rd ST.
NEW YORK

531 SO. DEARBORN ST. CHICAGO.

*The Advice of
An Expert*



THIS sign on the clean plate-glass window of a radio shop means that a competent radio expert is in charge within, who will gladly give you the benefit of his broad experience in selecting just the radio equipment to suit your purse and purpose.

"It Pays to Buy at the Sorsinc Store"

Mr. Dealer:—If you are a progressive merchant, you may display the Sorsinc sign. Let us tell you how.
Ship Owners Radio Service, Inc.
80 Washington Street New York
Wholesale Distributors

**Eight Radio Stations for
Alaska**

Also, Five New Radio Beacons for Lighthouses Attest Government's Liberality

EIGHT new radio stations have been opened in Alaska and five new radio beacon-stations have been added to lighthouses.

The opening of the Alaska stations means the introduction of radio broadcasting in Uncle Sam's northern territory on a large scale. The geography and limited population of the territory make the general use of radio receiving sets somewhat difficult of achievement, but government officials suggest that the stations may be used in connection with community radio-sets installed in town halls or mining camp central buildings for the enjoyment of inhabitants in these various localities. The stations have been opened at Alitak, Akutan, Libbyville, Funter, Naknek, Chisik Island, Snag Point and Koggiung.

The installation of radio beacon stations in lighthouses is another step forward in installing radiophones in isolated spots. The new installations are primarily for code signals, but can be adapted to radiophone receiving-sets. The new installations are being made at Boston, Nantucket, Cape Charles, Columbia River, and Puget Sound.

If financial appropriations permit similar equipment will be installed at Delaware Bay Lighthouse, Los Angeles, and Blunts Reef. These are in addition to the two new radio beacons at Diamond Shoal, Cape Hatteras, and the San Francisco Light Vessel. Three radio beacons have been in operation in New York harbor for over a year: Ambrose, Fire Island and Sea Girt.

**Army Air Service Broad-
casts**


TWO stations of the United States Army Air Service have made decided hits with the radio fans by broadcasting on a small scale—"entering the newest field of indoor sports," they term this public service.

The 91st Observation Squadron, stationed at Eugene, Oregon, on Forest Fire Patrol duty, is using the radio station at its flying field during spare time to entertain neighbors within a good radius and has met with marked success. There is no other station of any size in that locality broadcasting, so they are putting on a program chiefly of phonograph music and short talks on forest fire fighting and prevention, with occasional entertainment of other kinds. It is their intention to build a regular broadcasting room in order that they can carry music by a local orchestra. Great enthusiasm is said to be shown by local fans who listen in at home or attend the loud-speaker concerts held in the city park on special nights.

Brooks Field, at San Antonio, Texas, also has an "amateur" broadcasting station where the officers and men of the aerial squadrons put on a varied musical program. This created considerable interest in the surrounding territory, according to letters received by Lieutenant McGregor, of the Field Communication Department. The post jazz band, augmented by piano, saxophone and cornet solos, furnishes the latest music nightly. The slogan, "Own your own radiophone," has come to be very common thereabouts.


Subscribe for RADIO WORLD. \$6.00 a year, \$3.00 six months, \$1.50 three months.

**"RADIO"
VARIABLE
CONDENSERS**



These condensers are the Standard of Quality. Carefully tested, inspected, balanced and adjusted to give maximum satisfaction.

- 3 plate Vernier \$1.50
- 23 plate 4.00
- 43 plate 5.00



Sent prepaid on receipt of price.
Special discounts to Radio Clubs.

Jobbers and Dealers write or wire for the biggest proposition in Radio—TODAY!

**FREDERICK H. PRUDEN
INCORPORATED**
LERNER BUILDING
993 Bergen Ave.
JERSEY CITY, N. J.

RADIO Easily Learned
 Be a Radio Expert. Make big money. Win success in this new, uncrowded field. Trained men needed. **\$1,800 TO \$6,000** a year easily earned. I will train you quickly, at home, in your spare time, to construct, install, operate, repair, maintain and sell radio outfits. Short course, low cost, easy terms, money back guaranteed. Write for "Radio Facts" FREE. Engineer Mohaupt, American Electrical Association, Dept. D-2, 4513 Ravenswood Av., Chicago, Ill.

Naval Transmitting Sets for Sale

THREE hundred and ninety-six radio transmitting-sets are being offered for sale by the United States Navy Central Sales Office by sealed bids. These radio transmitting-sets are of short-range type, C W-396, with vacuum tubes man-

ufactured by the Western Electric Company for use on submarine-chasers during the World War.

This apparatus is said to be reliable for radiotelephone communication within a distance of ten miles, but numerous instances have been noted where the sets have been used for distances up to 300 miles at sea. In the hands of competent operators, under favorable weather conditions, they should have a reliable land range of 50 miles.

Purchasers of sets have the right to operate them for any purpose, except where a charge is made, under the Department of Commerce Regulations.

A Unique Radio Experience

EDITOR, Radio World: Recently there occurred in the little town of Fairdale, North Dakota, an incident which may be of interest to your readers; and one, which, so far as I know, is unique.

One day, when turning the tuning knob of a small set (tube detector with two-stage amplifier) the operator was surprised to hear telephone conversation over a telephone wire that ran about ten feet below the aerial. Thoroughly surprised, he tore off his head piece and went to his own telephone where he called up the party he had heard and found that the words he heard had just been spoken.

He had the tuning "somewhere in the shortest wave-lengths," when he heard the voices, but has been unable to duplicate the feat. Has anyone else had a similar experience?—Albert Lundberg, Fairdale, North Dakota.

Current Articles on Radio Listed

RADIO enthusiasts who are anxious to keep in touch with current literature on radio developments and news will be able to do so by consulting the list of radio references prepared by the Bureau of Standards and issued monthly in the "Radio Service Bulletin" of the Department of Commerce, Washington, D. C. The list is divided into the following topics: Radio Communication, Principles, Measurement and Standardization, Apparatus and Equipment, Communication Systems, Applications, Stations and Management, Manufacturing, and kindred subjects.

Fire-Prevention Data by Radio

DURING Fire Prevention Week, October 2-9, officials of the National Board of Fire Underwriters have requested broadcasting stations to cooperate in a campaign to stop fires and to generally educate the public in fire prevention. Several broadcasters have already offered their aid. Data concerning fire fighting and fire prevention is being sent to the radio stations, for distribution, by radio.

Park Receiving Stations

WIAY, WOODWARD & LATHROP'S a popular broadcasting station of Washington, D. C., has expanded its service to the public by installing loud speakers in several of the Capital's parks. Hundreds of people assemble on Saturday nights to listen to concerts. Entertainment by radio is thus furnished to many people who do not have receiving sets, and has the advantage of keeping them out in the air while the radio service is on.

Latest broadcasting map 15c. That is, a complete broadcasting map appeared in Radio World, No. 8, dated May 20. Mailed on receipt of 15c. Radio World Company, 1493 Broadway, N. Y. C.

For CORRECT RADIO MAILING LISTS Use THE POCKET LIST

of Radio Manufacturers, Jobbers and Dealers in the United States and Canada. Issued Quarterly—January, April, July and October. October, 1922, issue corrected to September 15th, 1923. Classified under three different headings—Manufacturers, Jobbers and Dealers—and alphabetically arranged by states, cities and towns and names of firms. Containing approximately 15,000 names and addresses.

We have been exceptionally careful to see to it that every Manufacturer, Jobber and Dealer is listed and, under the PROPER CLASSIFICATION. Most mailing list concerns charge more than \$100 for a list of this kind and, as a rule, those supplied are far from being correct. Compare this list with any other, and you will find it to be the very best obtainable anywhere at any price.

October issue ready for distribution September 25th. Price \$5.00 per copy, or \$10.00 per year (four issues, including monthly supplements which keep the list absolutely correct and up to date at all times). October edition limited. Send your order with remittance today.

F. D. PICKENS, 1021 CARRINGTON STREET JANESVILLE, WISCONSIN

"TUNING IN"

TO THE RIGHT TUNE IS VERY SIMPLE WHEN YOUR CONNECTIONS ARE SOLDERED WITH THE NEW

"POST SOLDERING IRON"

(The Iron with the Platinum Heating Unit). Removable Soldering Tip



1/2 Actual Size
LIST \$6.00

Designed especially to cover every requirement for delicate work. The smallest practical, efficient instrument on the market. Attaches to any socket. Universal current. Fully guaranteed. From your dealer, jobber or write

POST ELECTRIC COMPANY

30 EAST 42ND STREET, Div. 509

NEW YORK

A TUNER THAT MEETS PRESENT STANDARDS


The new A B C Tuner No. 5750, illustrated below, has been designed by Professor J. H. Morecroft of Columbia University to fit the A B C Radio Units System.

Embodying the most recent developments, this tuner offers a service in the reception of broadcasted programs which sets a new standard of quality and economy.

Write for latest catalogue of A B C Standardized Radio Units and name of nearest dealer.

Jewett Manufacturing Corp.

342 Madison Ave. (Dept. G.10), New York



ABC Radio Tuner No. 5750

ABC Detector and One-Step Amplifier No. 5013

ABC Two-Step Amplifier No. 5014



ABC Loud-Speaker No. 5500

VARIOMETERS AND VARIOCOUPERS UNWIRED, PER SET\$1.50
 Variometer—2 mahogany stators, 1 1/4" x 4 3/4", Mahogany rotor, winding form and brass hardware, \$1.50 per set.
 Variocoupler—Bakelite tube 4" x 3" rotor ball and all brass hardware, \$1.50 per set.
 Please include 10 cents per set for postage.
ARROW WIRE & RADIO COMPANY
 163 Seventh Avenue New York City

IMPORTED DETECTOR TUBE, \$2.75
 Manufacturers' Guarantee 1000 Burning Hours
 This is a real \$5.00 value
 43 Plate Condensers .001 Mfd. \$1.95
 23 Plate Condensers .0005 Mfd. \$1.65
 Jefferson Transformers. \$2.95
 4,000 Ohm French Phones. \$8.00
 \$5.00 Vario-Coupler \$2.75
 Two-Slide Tuning Coils \$1.75
 Mail Orders Filled Promptly
 Send for Complete List of Specials
J. J. KELLEHER
 14 UNION SQ. EAST
 NEW YORK CITY
 Phone Stuy. 9636

FEDERAL \$5 PHONES
 53-W. 2200 OHM
 We are closing out our stock and will send one anywhere postpaid upon receipt of five dollars. In lots of ten or more \$4.50 each, F. O. B. New York City. Send remittance with order. Immediate shipment.
J. H. & C. S. ODELL COMPANY
 Established 1859
 407-409 WEST 42ND STREET
 NEW YORK CITY

THE GOODMAN

 PATENT PENDING
 The Niftiest Short Wave Tuner on the Market
 Only \$6.00 & PP on 1 lb.
 Send for pamphlet. Order through your dealer.
L. W. GOODMAN
 DREXEL HILL, PA.
 Dr. Miller, of Chicago, writes: "My perfectly good variometers and vario-coupler now go into the discard."

Improve Your Crystal Set
 Solid Gold Contact Cat Whiskers. Will Not Corrode, Rust or Oxidize. Will last a lifetime. Try one and see how the quality of your reception is improved. Price each\$1.00
 Special "EDMAR" Mounted Crystals. If it isn't the best you ever used, return it and we will refund the money. Price each75c
 4-inch Fiber Spider-Web Disks. Set of three50c
 Aluminum Plate Variable Air Condensers. Sold Knock-Down Only (Without Knob or Dial):
 43-Plate\$2.25
 23-Plate\$1.85
 13-Plate\$1.50
 3-Plate (Vernier) 90c
 Order Direct From Us. Sent Postpaid to You.
The Eddy-Marsh Company
 95 Westminster St. Providence, R. I.

Foreign Inquiries for Radio Apparatus

INQUIRIES are being received at the offices of American Commercial Attache McQueen, Santiago, Chile, regarding the development of radio telephony in the United States. It seems probable that, before long, serious consideration will be given to the exploitation in Chile of this new development. Legislation is now contemplated there based on the laws of the United States, and although it does not provide specifically for broadcasting stations by private enterprises it is possible that this service will be available through the leasing of government-owned stations during times of peace.
 If American manufacturers interested in the Chilean market will send catalogues and other descriptive literature to the office of the commercial attache at Santiago, the Department of Commerce states, this literature will be placed at the disposal of all persons inquiring for this type of apparatus.
 Trade opportunities, during the past week, include inquiries from Czecho-Slovakia as to radio transmission stations. From the Philippine Islands comes a call for information on radio apparatus in general.
 American radio exports during July totaled 225,475 pounds of apparatus, valued at \$385,861, which shows that some American exporters are taking advantage of trade opportunities.

Radio Thief Caught by Set in Motor-Car

ONE night last month, the home of Daniel F. Murphy, Cleveland, Ohio, was burglarized and a large part of the equipment of his radio station stolen. Among the loot was a high-powered sending set.
 Several days later radio operators in Cleveland heard a new station with powerful apparatus sending out messages. The new station had no call number, was not licensed, and could not be located.
 Believing it was operated by the thief who robbed him, Murphy, an electrician, set out to find it. He installed a receiving set on an automobile and night after night toured the city, tuning the set to the pitch of the unknown operator. When the messages grew faint, he changed the direction of the car.
 Finally repeated circling of a particular block failed to show any point where the messages could be heard more plainly than at another.
 Eric Kutz, 18 years old, lived in this block. He had become the pride of the neighborhood with his new wireless set. Persons came to his home every day to see the set. As fellow radio fans, Mr. Murphy and his friends also visited the house. There they recognized the stolen apparatus.

Radio Courtesy

WOR overstayed their time last Monday evening, thanking WJZ for the latter's courtesy in permitting them to encroach on five or ten minutes of the RCA's schedule. The thanks were sent over the air by WOR's fair announcer with an almost ironic politeness that called to mind the way Carpenter and Dempsey shook hands before the battle.—2 PI, in "The Globe."

Another Epitaph


Sad the tale of mild Ben Meyer,
 Who tried to fix a call-bell wire;
 Tapped high voltage to his sorrow;
 They're grounding Ben, at ten tomorrow.
 —"Science and Invention."

Fifty-two issues for \$6.00. Sub. Department, Radio World, 1493 Broadway, N. Y. C.

GOING—and Going Fast
 We have only a few left and they are going fast, but while they last we will continue to sell them at the reduced price.
 VT 1 Detector and Amplifier\$7.50
 VT 2 Detector and Amplifier\$8.00
 The above tubes are the genuine army J's and E's, respectively.
 "RADIO BUILDER" PLANS FREE!
 By Mail, 5c.
LIBERTY RADIO CO.
 106 Liberty Street New York City

"MIRAD"
"Quality Radio Priced Right"
 3 Plate Variable Condensers \$1.50
 Mirad Varicouplers 3.75
 3000 Ohm Double Head Phones 6.00
 1500 Ohm Single Head Phone 3.00
 (Money back guarantee.)
 Mirad 23 Plate Condenser 3.95
 Mirad 43 Plate Variable Condenser 4.95
 Mirad Detector Unit 30.00
 Mirad Two-Step Amplifier 25.00
 Postage Paid
 Dealers' Sample of Above 25% Off
Miracle Radio Mfg. Co.
 INTERURBAN BLDG., DALLAS, TEXAS

Welcome! Come in and hear the
Coraco
 Radio Concert
 Daily, 9 A. M. to 5 P. M.
 18th Floor, 220 W. 42nd St., next to Amsterdam Theatre
 The Coraco Super-Radiophone is the latest and greatest improvement in radio. It has no outside connections—no installations expense—is as simple to operate as a phonograph. If you cannot call, write for full information.
The Coraco Company, Inc.
 220 West 42nd Street New York

KNOCKED-DOWN VARIABLE CONDENSER
 MONEY-SAVING PRICES
 An accurately made, fully efficient instrument that cannot get out of order or adjustment. Fully guaranteed. Extra heavy aluminum plates. Condensite end pieces. All other parts heavily nickel-plated. Knob and pointer included. Furnished assembled or knocked-down at the following low prices. Easily assembled by anyone following instructions furnished. Save money—order from us. Folder upon request.



No. of Plates	M.F.D. Capacity	Assembled	Knocked-down
3	.00007	\$1.75	\$1.50
11	.00025	\$2.50	\$2.00
21	.0005	\$3.25	\$2.50
43	.001	\$3.90	\$2.90

Lott's Better Radio Condenser Co.
 473 ORANGE STREET NEWARK, N. J.

GITHENS TRUTONE RADIO HORN—LOUD SPEAKER
 First one to sell on ten day trial Money back Guarantee

 Retail Price \$21.00
 Includes Loud Speaker
 Trutone has been pronounced the best on the market by experts. It has a clear true tone. Every radio fan should try Trutone and compare it with others.
 If YOU don't find Trutone the best, your money will be refunded. It is sold on a ten-day trial money-back guarantee. If not carried by your dealer write us.
 Distributors and Dealers, write!
AUTO PARTS MFG. CO.
 1815 Trombly Ave., Detroit, Mich.

A big set at a small price



(Panel size: 7" x 18")

Super-sharp tuning due to double tuned circuit. All parts of highest quality. Of type that usually sells for double the price. Supplied in Assembly Form—panel drilled and engraved and fastened to handsome mahogany finished cabinet; all parts packed in cabinet; all wires cut, bent and turned

ready for soldering. Complete, as illustrated and described, with blue prints and instructions, at \$27.50. Send check or money order for immediate shipment.

DEALERS & DISTRIBUTORS:
Write for attractive proposition on this sure-selling set, parts and books.

LIST:
\$27.50
Complete Assembly

RADIO COURSES, Inc. (Dept. 11), 552 Seventh Avenue, New York

ALL MOULDED



List, \$6.00

All parts Moulded of High Dielectric Material. Accurate Tuning Assured. All Hardware Highly Polished Nickel. Positive Contact in Bearing Shafts.

IN FACT THE BEST MADE

F. R. S. RADIO CORP.

Manufacturers
407 East Fort Street
Detroit, Mich.

ALL MOULDED



List, \$6.00

Teleradio



The Teleradio Tube Socket
Whose handsome design is adapted for table or panel mounting. Of shell-drawn aluminum. All parts perfectly insulated—legs are not current-carrying. Terminals plainly marked.
List Price, 60c



2,000 Ohms, \$6.50
2,200 Ohms, \$7.50; 3,000 Ohms, \$9.00
Each

Teleradio Supersensitive Headsets equal the performance of phones selling at \$12.00 and \$15.00.

If your dealer has not stocked Teleradio Products write us direct
DEALERS and JOBBERS write for our PROPOSITION

OTHER TELERADIO PRODUCTS

Variable Condensers, 3, 11, 23 and 43 Plates, list prices are \$1.50, \$2.50, \$3.00 and \$4.00, respectively. Filament Protectors, 60c. Fixed Phone and Grid Condensers, 35c each.

TELERADIO ENGINEERING CORPORATION

484-490 BROOME STREET

NEW YORK

A Fitting Birthday Present for Those Interested in Radio

Are you cudgeling your brain in an effort to think of an appropriate present for a relative or friend? If that relative or friend is interested in radio, **WHY NOT SEND HIM OR HER RADIO WORLD FOR THE COMING twelve months?** Send us \$6.00 for each subscription you want, and we will place the names on our subscription list for one year, postpaid, and we will also send special cards to the addresses you send us announcing that the subscriptions were sent with your compliments.

Address Subscription Department, Radio World, 1493 Broadway, New York City, N. Y.

REPRESENTATIVES WANTED!

RADIO WORLD wants young hustling subscription representatives in every college, school, factory and big business concern thruout the country. Send us your name and address for full particulars. RADIO WORLD, 1493 Broadway, New York City.

Points to Remember When Buying Parts

SO many thousands of small manufacturing firms sprang into being last winter when the radio excitement was at its height that all of us—fan, amateur and professional—are reaping the sad rewards, says "The Globe," New York. But because of their inexperience the greatest loss falls on the radio fans, particularly those who are just becoming interested in the subject. To this latter class the following points will be of assistance in selecting sets and parts:

Trade only at reputable stores.
Buy only reputable goods, preferably those having the name of the maker on them.

Insist on having every part tested before leaving the store. In the case of tubes this means more than merely attaching the proper prongs to a six-volt battery to see that the filament is intact. It means that the tubes should be tried out in a set that is actually in operation.

Arrange with the seller that any parts found unsatisfactory may be exchanged or the amount paid refunded. All stores with a solid backing will readily agree to this.

Don't shop with a dollar in your hand. Watch the quality of the goods. Cheap goods give cheap results, first, last, always. Pay a little more and get the tubes, phones, tuning units and other accessories that have made a name for themselves.

It is dangerous to pay too little for complete sets. Cheap transformers are useless. Poor design is fatal. Disorderly arrangement of parts is sure to prove disappointing. If you buy a complete set, buy one with a confidence that tells you that you will never have to open the cabinet unless you so desire.

Buy a set that you can eventually expand into your ideal outfit, whatever that may be.

And lastly—when you shop—take some one along who knows the game from aerial to variometer. If you do that you can have no regrets.

Ether Wave's Journey to Mars

EDITOR, RADIO WORLD: I wish to call your attention to a slight discrepancy in an article entitled "Radio Travels to Mars," in the September 16th issue of RADIO WORLD. To quote from the article: "Every ether wave that leaves the earth touches Mars a few months later." Radio waves travel at the rate of 186,000 miles per second. As there are 2,592,000 seconds in one month (30 days), if it took even that long for a wave to reach Mars, that planet would be placed at the tremendous distance of 482,112,000,000 miles from the earth. As a matter of fact Mars is, approximately, 44,000,000 miles away, and would be reached by a radio wave in a trifle over four minutes. A wave reaches the moon, which is 240,000 miles away, in about 1 1/4 seconds. The wave reaches Neptune, the most distant of all the planets, in less than four hours.

I noticed in the same issue of RADIO WORLD an article based upon the work of our own school on this station; and as we all like publicity, I was very much interested.—Henry Hall, Squadron III, Naval Air Station, Pensacola, Florida.

A Radio Necessity!

Latest broadcasting map 15c. That is, a complete broadcasting map appeared in Radio World, No. 8, dated May 20. Mailed on receipt of 15c. Radio World Company, 1493 Broadway, N. Y. C.

RADIO CITIZENS WE SAVE YOU MONEY

Send us a list of your radio needs for our prices.

If It's Radio, we have it and we sell it for less.

JOHN R. KOCH COMPANY
CHARLESTON WEST VIRGINIA

Radio dealers since 1918

Spirola

TRADE MARK

COMPLETE LOUD SPEAKER

Concert

PATENT PENDING

A QUALITY PRODUCT

*At the price of a
high grade headset*

With a SPIROLA CONCERT you can sell your headset—you won't need it even for tuning in the distant stations. SPIROLA CONCERT is so sensitive to weak signals that it is even better for this purpose than the ordinary headset—and everybody can share the fun of "picking up" new stations. We have picked up five hundred mile stations more than a thousand miles away in this manner, using two stages of audio amplification and the loud speaker alone.

We have heard a thousand mile station twelve hundred and fifty miles away loud enough to hear clearly through several good sized rooms.

And at the same time SPIROLA CONCERT brings in the nearer stations with all the loudness you could wish and as clear and natural as life itself.

Cabinet type with a special loud speaking unit built into it as an integral part—complete with cord, ready to hook in, in the same way as a headset. No exciting battery or extras required. Beautiful mahogany or dark oak finish, bronzed throat, at dealers **\$12.50** or prepaid direct.....

Guarantee—If you wish to return your SPIROLA for any reason whatsoever do so within ten days and your money will be immediately refunded.

L. H. Donnell Mfg. Co.
Dept. B, Box 70 Ann Arbor, Mich.

Latest broadcasting map 15c. That is, a complete broadcasting map appeared in Radio World, No. 8, dated May 20. Mailed on receipt of 15c. Radio World Company, 1493 Broadway, N. Y. C.

Radio Activity Booms Copper and Brass Business

LARGE demands are reported by manufacturers of copper wire, sheet, tube, and bar stock for copper in one form or another for use in radio apparatus. This statement, and the following, is taken from a bulletin issued by the Copper and Brass Research Association.

There is not a single instrument of a radio sending or receiving set but what requires copper, brass, or bronze in its construction. The high electrical conductivity of copper makes it absolutely essential for all switches and parts using wire to convey the delicate electrical impulses received from the air. Brass, because of the ease with which it can be machined, is largely used for binding posts, plugs, audion bulb bases, and the like. Where unusual strength is a requirement, phosphor or silicon bronze finds wide application.

Sheet copper and brass are used in construction of the adjustable condensers that assist in increasing the strength of the electrical impulses. From one to three condensers of ten to thirty plates each are necessary to the average amateur receiving station. The plates are semi-circular in shape, with a diameter of four to five inches and .025 inch thick.

Perhaps copper's greatest usefulness in radio telephony, however, is in antennae or aerials for intercepting the electrical impulses transmitted from one station to another. And probably in no other commercial application is copper called upon to stand up under such severe conditions as are found in antennae service. It must resist the corrosive action due to varying climatic conditions, and must have sufficient strength to withstand the strains due to wind pressure and its own weight when suspended in long spans.

Most radio engineers have come to agree that for short span aerials the most satisfactory material is No. 14 or No. 16 bare copper wire. Experiments conducted by the U. S. Bureau of Standards have led to the same conclusion. Furthermore, the slight difference in first cost is more than offset by copper's uniform, lasting service.

For large antenna, phosphor bronze stranded wire has given most satisfactory service, the best size being seven strands of No. 20 or 22, providing a larger copper service for catching the electrical waves in the ether. Another advantage of this kind of aerial lies in the fact that, due to its stranded construction, this form of aerial absorbs considerable stress before the metal itself begins to stretch.

Fifty-two issues for \$6.00. Sub. Department, Radio World, 1493 Broadway, N. Y. C.

JUST OUT!

50
"VACUUM TUBE HOOK-UPS
FOR RADIO
RECEIVING CIRCUITS"

Largest collection of V. T. Diagrams applying to Radio Reception ever Published under one cover.

Contains Latest on Radio Frequency and Super-Regeneration

PRICE PREPAID \$1.00

W. A. DICKSON

409 E. Fort St.

Detroit, Mich.

HOMCHARGE

YOUR RADIO BATTERY for a Nickel

ENJOYABLE Radio Concerts and Maximum Receiving Range are obtained only when your battery is fully charged. The

RADIO
HOMCHARGER
DE LUXE

charges your "A" or "B" battery over night. Silent and clean in operation—requires no watching—may be used right in your living room.

Connects to any lamp socket. Self-polarizing—fully automatic—cannot overcharge or injure the battery.


Entirely enclosed—approved by Underwriters. Unconditionally GUARANTEED. Lasts a lifetime.

Beautifully finished in Mahogany and Gold—the most efficient and handsome rectifier ever produced. Bulletin 637 proves it—send for your copy today—IT'S FREE. Sold by all good dealers or shipped prepaid for \$18.50, complete.

Dealers—Jobbers: The HOMCHARGER Merchandising Plan offers the best proposition in the entire radio field—send for details.

THE AUTOMATIC
ELECTRICAL DEVICES CO.
136 West Third Street
Cincinnati, Ohio

Over 50,000 HOMCHARGERS in Use



Fine
Work
and
Close
Tuned

Patent Pending

VARIOMETERS

Special Winding that will give you Pittsburgh, Schenectady, Kansas City and other stations, when assembled with our Variocoupler.

GUARANTEED TO DO THE WORK
OR MONEY BACK

We furnish Free, Wiring Sketch
Triple Coil Mount With Special Lock Knob
And You Can Buy Direct

Osland, Inc. 122 Fifth Avenue
New York City

SUBSCRIPTION BLANK

RADIO WORLD

RADIO WORLD

1493 Broadway, New York City.

Please send me RADIO WORLD for months, for which

please find enclosed \$

SUBSCRIPTION RATES:

Single Copy\$.15

Three Months1.50

Six Months3.00

One Year (52 Issues)..... 6.00

Add \$1.00 a Year for Foreign

and Canadian Postage.

PATENT
Your Radio Ideas.
Call or Write
FREE ADVICE

ASK MANUFACTURERS
FOR **PATENT CO.**
520 FIFTH AVE.
NEW YORK

Recommended by Dealers for Reliability

RADIO STORES CORP.
VARIABLE CONDENSERS—
PLUGS—RESISTANCE UNITS, ETC.
If your dealer doesn't carry, address Dept. D,
222 West 34th Street, New York

Rocky Mountain Crystals

BETTER THAN GALENA
The most sensitive mineral rectifier known. Can
also be used with one or more stages of amplifi-
cation.
Mounted, 35c.; Unmounted, 20c.; Postpaid
Manufacturers, Jobbers, Dealers, Clubs,
Apply for Special Trade Prices
Rocky Mountain Radio Products, Inc.
9 CHURCH ST., NEW YORK, N. Y.

RADIO INSULATION

"SPAGHETTI"—VARNISHES—WAXES
COMPOUNDS—PAPERS—ETC.
ESTABLISHED 1889
Write for Price Bulletin and Samples.
MITCHELL-RAND MFG. CO., 24 Vesey St., N. Y.

RADIO MAILING LISTS

9270 Retail Radio Dealers, Unltd
Statesper M. \$7.50
1184 Radio Manufacturers.....per list, 10.00
1330 Radio Supply Jobbers.....per list, 12.50
257 Radio manufacturers of com-
plete setsper list, 4.00
260 Radio Stations.....per list, 4.00
14000 Radio Amateurs and Man-
agers of Radio Stations...per M. 7.50
Neatly typewritten and ready to send you on
receipt of remittance covering the amount.
TRADE CIRCULAR ADDRESSING CO.
166 W ADAMS STREET CHICAGO, ILL.

Pat.
Pend.



SHELSTONE
LOUD SPEAKER
No tubing or horn to
distort delicate notes.
Swells every sound
into full richness!
SHELSTONE CO.
20 Clinton Street
Newark, N. J.

\$5.00 AT ALL GOOD DEALERS
OR DIRECT BY MAIL

Radio Supplies

Variocouplers, Variometers,
Headsets, Transformers,
Sockets, Rheostats, Etc.

Guaranteed **Crystal Set \$4**
25-Mile
Or Money Refunded PRICE,

Send fifty cents for 20 efficient blue-print
hook-ups.

Any Radio Set Made to Order
or Repaired

Sunbeam Electric Co.
71 THIRD AVE. NEW YORK

**Pictures and Facts About
Armstrong Amplifier**

Radio World has published a number
of pictures, diagrams and descriptive ar-
ticles regarding the New Armstrong Super-
regenerative Amplifier. The numbers
containing this material are dated June
24, July 8, July 15, August 5 and Sep-
tember 16. They will be sent postpaid
on receipt of 15 cents each, the five cop-
ies complete for 75 cents. Or you can
subscribe, \$6.00 year; \$3.00, six months,
and have your subscription start with the
number dated June 24. **RADIO WORLD**
CO., 1493 Broadway, New York.

**Important Change in
Second District Radio
Schedule**

A NEW schedule for broadcasters in
the Second Radio District, New
York, is now in effect. The new pro-
gramme has been arranged to eliminate
interference so far as is possible:

The management of WJZ had the priv-
ilege of broadcasting on 360 meters, shar-
ing the time with the less powerful
stations, or going in with the Class B,
the most powerful stations in the Second
District, and operating on 400 meters.

The Class A stations agreed to stand
by on special occasions should WJZ, the
Radio Corporation-Westinghouse station
at Newark, N. J., want to broadcast con-
certs, such as the Stadium Concerts given
by the Philharmonic Orchestra; play by
play results of the World's Series, and
the Saturday afternoon football, also, to
permit WJZ to broadcast every evening.

Class A stations are: WWZ, John
Wanamaker, New York; WBS, D. W.
May, Newark, N. J.; WHN, Ridgewood
Times, Ridgewood, L. I.; WRW, Koenig
Bros., Tarrytown, N. Y.; WBAN, Wire-
less Telephone Company, Paterson, N. J.;
WAAT, Jersey Review, Jersey City, N. J.;
WAAM, I. R. Nelson Company, New-
ark; and WFAF, Shotton Electric Com-
pany, Poughkeepsie, N. Y.

WJZ will continue to operate on the
360 meter wave length. As usual, the
bedtime stories will be broadcast every
evening from 7 to 7:30 P. M. by WJZ.
This station will then stand by for an
hour on Monday, Thursday and Friday
and Saturday evenings and for an hour
and a half on Tuesday and Wednesday
evenings for the other members of Class
A stations.

Class B stations of the Second Dis-
trict, New York, are supposed to keep
up a continuous daytime and evening
programme on 400 meters.

At present the programmes for Class
B stations are not complete. Class B
members are: WOR, Bamberger & Co.,
Newark, N. J.; WGY, General Electric
Company, Schenectady, N. Y.; WHAZ,
Rensselaer Polytechnic School; WBAY,
American Telephone and Telegraph Com-
pany, New York.

The proposed arrangement will pro-
vide continuous entertainment on two
separate and distinct wave lengths from
8 A. M. until 11 P. M.; and 400 meters,
sometimes, until midnight.

**Radio Operator Lost! Will
Radio Find Him?**

J. RAY ATKINS, a radio operator, last
heard from a year and a half ago
on board the steamer "Bellemina," on the
New York-Argentine run, is sought by
his mother, Mrs. J. R. Atkins, Box 253,
Midlothian, Texas. In the hope that
some of his brother operators may know
where the missing young man is, or that
he may be located by means of radio
itself through broadcasting, the Depart-
ment of commerce is asking that his story
be carried in both the press and in the
ether.

Junius Ray Atkins served as a ser-
geant, first class, in Company A, 111th
Field Signal Battalion of the 36th Divi-
sion, during the World War. He re-
turned to this country on June 4, 1919,
and was discharged at Camp Mills. On
July 14, 1919, he secured a first-grade
radio operator's license, which expired
in August, 1921, but was not renewed.
Later, he was a ship wireless operator.
He is twenty-three years old and a native
of Midlothian, Texas, where his father
is principal of the high school.

Subscribe for Radio World, \$6.00 a
year, \$3.00 six months, \$1.50 three months.

V-A-C-U-U-M-T-U-B-E-R-E-P-A-I-R-I-N-G
A C U U M T U B E R E P A I R I N G
Save on **1.50** | Save on **3.00**
Detectors | Amplifiers
Repairing all detectors and amplifiers using
a single tungsten filament such as the
following listed tubes, Marconi, Moore-
head, DeForest, A. P. Electron Relay,
Railotron UV-200, UV-201, Cunningham
C-300, C-301.
Detectors and Amplifiers repaired for
\$3.50.
The repaired tubes, we warrant, will give
you the same absolute satisfaction that you
would expect to receive from new tubes.
We are now in a position to give guar-
antee for prompt deliveries with satisfac-
tory results. A reasonable trial will con-
firm our reliability.
George H. Porell Co., Inc.
WEST SOMERVILLE, MASS.
V-A-C-U-U-M-T-U-B-E-R-E-P-A-I-R-I-N-G

SPECIAL TO AMATEURS

Variometers\$2.00
Variocouplers 2.00
2 Stator 1 Rotor (Set)75
Variometer Brass Set..... .40

Postpaid
REISMAN 217 West 125th Street
New York City

**ALADDIN ELECTRIC
COMPANY, INC.**

COMPLETE RADIO SETS
WRITE FOR PRICES.
71 West Broadway New York City

Superior Radio Products

All Parts, Receiving Sets Complete and in Units.
Send for Description and Prices. Prompt Ship-
ment on Mail Orders.
Dealers Write for Proposition
RADIO OUTFITTING CORP.
Mfg. High Grade Radio Apparatus
410 East 34th St. New York, N. Y.

RADIO BOXES

All radio carpentry work our specialty. Write for
SPECIAL PRICES
JOE MIFSUD & CO.
373 Canal Street New York City
Telephone—Canal 9475

The Nelson Radio Parts Co.

Manufacturers and Distributors of
RADIO APPARATUS

Write for Catalog.
89 ACADEMY STREET, NEWARK, N. J.
Tel. Market 4066

Law Storage Battery

Constant voltage, large amperage. Will run
two months without recharging.
Attractive Dealers' Discounts
Write for Details
WILLIAM LAW COMPANY
Aborn and Sabin Streets, Providence, R. I.

CRYSTAL SET \$4

"THE LITTLE WONDER"
\$2.50 UNMOUNTED
Wonder in name and a wonder in per-
formance. Cannot be equalled for the
price. Catches distinctly everything with-
in 25 miles.
Send for FREE catalog, describing our
"Little Wonder" set and listing radio sup-
plies.
Radi-O-Plate Panels. All sizes cut to order.
HOLLOWAY
ELECTRIC SUPPLY CO.
238 Third Avenue New York City

DRIVE 100 TACKS AND SAVE \$25.00

Ford Roadster Top Recovering \$5.20. Touring \$6.95, and \$9.95. Chevrolet, Dodge or Maxwell \$13.95. All other 5 passenger cars \$16.50 with plate glass lights. Regular Side Curtains \$5.95 up. Special Winter Side Curtains that open with doors \$11.90 up. Ford Seat Covers \$3.15 up. Ford Cushions \$5.75. All goods same as car mfr. use. Quality the best and guaranteed to fit. Printed instructions given how to apply. Send for samples. Prices above include delivery at your door.
AUTO EQUIPMENT CO., 37 Canal Street, Cincinnati, O.



ANNOUNCEMENT

Products will be ready for the trade about October 15th, 1922.

Discounts very attractive to jobbers and dealers. Watch for our future advertisements.

Radio Products Corp. of America
 55 Broadway New York

LEE RADIO CORP'N.
 Manufacturers

Haddonfield New Jersey

ANNOUNCES
 THEIR "B-P" SET
 (Patent Applied For)

NEEDS NO AERIAL

PRICE, \$35.00

Complete Except "A" Battery, \$52.00

Write for Proposition.

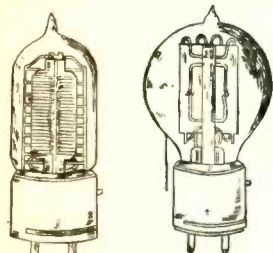
"NOTICE"

An error in price on our **Radio Receiver Watch Fob**

was made in issue of Sept. 16th. We shall refund to each one who remitted, the difference. The price should have read 50c each, no stamps.

Immediate Deliveries at New Price.

RADIO NOVELTY CO.
 BIG MOOSE, N. Y.



V-T 1 at \$8.54 "J" Tube

V-T 2 at \$9.45 "E" Tube

These are the Tubes for which so many are inquiring and that are still difficult to find anywhere. There being very few of these tubes on the market, and after present supply is exhausted, more will not be available at any price, as they are to be made exclusively for the U. S. government. FULL LINE OF SUPPLIES. LOWEST PRICES ON STANDARD MERCHANDISE. GET OUR PRICES BEFORE PLACING YOUR ORDERS.

Amalgamated Radio Supply Co.
 EXPORT AND IMPORT
 193-A William Street New York City
 DEALERS SUPPLIED

Fifty-two issues for \$6.00. Sub. Department, Radio World, 1493 Broadway, N. Y. C.

RADIO WORLD

TELEPHONE, BRYANT 4796
 PUBLISHED EVERY WEDNESDAY (Dated SATURDAY OF SAME WEEK)
 FROM PUBLICATION OFFICE,
 1493 BROADWAY, NEW YORK, N. Y.
 BY HENNESSY RADIO PUBLICATIONS CORPORATION
 ROLAND BURKE HENNESSY, President
 M. B. HENNESSY, Vice-President
 FRED S. CLARK, Secretary

ROLAND BURKE HENNESSY, Editor,
 1493 Broadway, New York.
 FRED S. CLARK, Manager,
 1493 Broadway, New York

ASSOCIATE EDITORS:

Robert Mackay Fred. Chas. Ehlert

SUBSCRIPTION RATES:

Fifteen cents a copy. \$6.00 a year. \$3.00 for six months. \$1.50 for three months.
 Add \$1.00 a year extra for postage to Canada and foreign countries.

Receipt by new subscribers of the first copy of RADIO WORLD mailed to them after sending in their order, is automatic acknowledgment of their subscription order.

Advertising rates on request.

Entered as second-class matter, March 28, 1922, at the Post Office at New York, New York, under the act of March 3, 1879.

IMPORTANT NOTICE:

While every possible care is taken to state correctly matters of fact and opinion in technical and general writings covering the radio field, and every line printed is gone over with a scrupulous regard for the facts, the publisher disclaims any responsibility for statements regarding questions of patents, priority of claims, the proper working out of technical problems, or other matters that may be printed in good faith and on information furnished by those supposed to be trustworthy. This statement is made in good faith and to save time and controversy in matters over which the publisher cannot possibly have control.

New Office Building to Be Wired for Radio

FOR the first time in the history of Pacific-coast office-building construction, a 15-story skyscraper in San Francisco, erected by a navigation company, will be wired throughout for radiophone installation, says "Popular Mechanics." Tenants wishing to put in a receiving set will only have to "plug in" to a wall socket, as for a desk lamp, to be connected with the antenna on the roof and receive broadcasting programs from stations in San Francisco and vicinity. Not only will the new building be completely wired as a convenience to tenants who are radiophone enthusiasts, but the company intends to install a powerful sending and receiving set, with which it is expected it will be possible to give orders to the captains of the company's nine freight and passenger ships, which maintain a weekly service between San Francisco and the Hawaiian Islands.

British Radio Situation

BRITISH manufacturers appear determined to keep the products of Yankee manufacturers out of their country, says "The Mail," New York. No one will suffer thereby except the English public. They will be denied reasonably priced apparatus that will perform more efficiently than the products of their own manufacturers. We have been manufacturing amateur apparatus for many years and the experience we have gained not only makes it possible to produce reliable apparatus at reasonable prices, but puts our production at a point where it will take foreign competitors many years to reach. England, however, is going to do much better than we have done on one thing. Their broadcasting will be done systematically from the very start. Who wouldn't start systematically after having had the opportunity of witnessing the terrible mess we have made of broadcasting? However, we can overlook our blunders, since they were characteristically Yankee.

INTRODUCTORY SALE

Just to Get Acquainted

Call and Look Over Our Most Complete Stock of Radio Equipment

It WILL PAY to BUY NOW

HEAD SETS

Western Electric	\$9.00
Kellogg, extra fine, 9 1/2 oz.	8.00
Federal	4.50
Auth	5.00

LOUD SPEAKERS

Magnavox	\$33.00
Amplitones	3.50

COMPLETE CRYSTAL SETS

Federal, guaranteed	\$16.00
Aeriphone, guaranteed	10.00

CRYSTAL SETS WITHOUT PHONES

Pollock-Green	\$13.00
Chapin	3.50

DUST-PROOF CRYSTAL DETECTORS

Guaranteed, with crystal	\$0.90
--------------------------------	--------

PRACTICE SETS

With lamp and cabinet for battery	\$1.25
Just key and buzzer on base90

INSULATORS

Moulded type	\$0.10
--------------------	--------

AERIAL WIRE

100 ft. lengths	\$0.28
-----------------------	--------

RHEOSTATS

6 ohm. with moulded knob	\$0.50
--------------------------------	--------

DIALS

Fine moulded type for rheostat	\$0.50
Large moulded type75
Black metal, medium size25

LOOSE COUPLER AND TUNERS

Best loose coupler is a Murdock	\$7.00
Best double slide tuner	1.85

DUO-LATERAL COILS

DL 25, 35 and 50	\$0.35
DL 75, 100 and 20050
DL 250, 30065
DL 1250	1.35
DL 1500	1.48

TRIPLE COIL MOUNTINGS

Complete, with leads	\$2.50
----------------------------	--------

PHONOGRAPH ATTACHMENTS

Fits any phonograph and phone	\$0.75
-------------------------------------	--------

LIGHTNING ARRESTERS

Inside, Brach type	\$1.25
Outside, Brach type	1.50

CONTACT POINTS and STOPS

Best grade nickel, with brass nut, 10c. doz.	
Best grade nickel, with brass nut, 20c. doz.	

B BATTERIES

Best guaranteed, 22 1/2 V.	\$0.65
Large size, 22 1/2 V.	1.85
45 volt	2.25

EXIDE STORAGE BATTERIES
 35% Off List

RADIO DISTRIBUTING & AUTO SUPPLY CO.

64 West 66th St., New York City

Broadway or 7th Avenue Subway
 6th or 9th Avenue "L"

These Prices Do Not Include Postage

DO YOU WANT TO BUY, SELL OR EXCHANGE RADIO OR OTHER GOODS? TRY THIS DEPARTMENT AT 5c A WORD

RADIO WORLD'S QUICK-ACTION CLASSIFIED ADS

This department is intended for everybody who wants quick action on short announcements covering the buying, selling, exchanging or general merchandising in the radio field. Readers of RADIO WORLD will find that it pays to read these columns every week. Advertisers will get a ten-day service here—that is, copy received for this department will appear in RADIO WORLD on the news-stands ten days after copy reaches us.

The rate for this RADIO WORLD QUICK-ACTION CLASSIFIED AD. DEPT. is 5c. per word (minimum of 10 words, including address), 10% discount for 4 consecutive insertions, 15% for 13 consecutive insertions (3 months). Changes will be made in standing classified advs., if copy is received at this office ten days before publication. RADIO WORLD CO., 1493 Broadway, N. Y. C. (Phone, Bryant 4796.)

HELP WANTED—MALE

EARN \$110 to \$250 Monthly, expenses paid, as Railway Traffic Inspector. Position guaranteed after 3 months' spare time study or money refunded. Excellent opportunities. Write for Free Booklet G-151. Stand. Business Training Inst., Buffalo, N. Y.

THE LOOP'S THE THING. The coming aerial, most simple and inexpensive of all when our blue prints and specifications of the two better types are followed. Sent postpaid for \$1.00. No stamps. McGehee Development Co., Box 1337, El Paso Texas.

CASH FOR OLD GOLD, Platinum, Silver, Diamonds, Liberty Bonds, War, Thrift, Unused Postage Stamps, False Teeth, Magneto Points, Jobs, Any Valuables. Mail in today. Cash sent, return mail. Goods returned in ten days if you're not satisfied. OHIO SMELTING CO., 337 Hippodrome Bldg., Cleveland, Ohio.

FREE with each \$15.00 Western Electric Head-set, one UV 200 Detector tube. We handle everything in Radio. NEWBURGH RADIO SHOP, 236 Broadway, Newburgh, New York.

Are you familiar with all the radio symbols used in the various hook-ups published in Radio World? If not, secure a copy of Radio World No. 26, dated Sept. 23. In this issue was a complete table of all important symbols used in radio construction and testing. Send 15 cents for a copy, or \$6.00 per year, and have subscription start with that issue. RADIO WORLD, 1493 Broadway, New York City, N. Y.

HOOKUPS: Over 100 blueprints to select from at 10c. each. Send dollar for trial order. Radio Supply Co., Box 192, Pueblo, Colo.

PATENTS—Electrical cases a specialty. Pre-war charges. B. P. Fishburne, Registered Patent Lawyer, 386 McGill Bldg., Washington, D. C.

Manufacturers of Rogers Radio Receivers and Rogers Receiving Radiometers. Rogers Radio Company, 5133 Woodworth Street, Pittsburgh, Pa.

TO THE TRADE—Fixed Phone and Grid Condensers. Write for price list and sample. SALKEY RADIO CO., 2378 Eighth Ave., New York City.

Weekly paper wants circulation and subscription manager with ideas and experience. Address by letter, R. W., room 326, 1493 Broadway, New York City.

MOULDED COMPOSITION binding posts, 8c. each; 90c. dozen. Fixed phone and grid condensers, 15c. each. No stamps. F. A. Keeler, 912 Harrison Ave., Boston, Mass.

50-V.T. HOOK-UPS. Largest collection of diagrams for radio receiving circuits published. Includes latest in radio frequency and super-regeneration. Loose-leaf form complete with binder. Prompt deliveries. Postpaid, one dollar. W. A. Dickson, 409 East Fort St., Detroit, Mich.

FOR SALE—Regenerative sets with detector. Complete with tube and B Battery, \$35.00. With one stage, \$50.00, complete with tubes and batteries. Satisfaction guaranteed. Edward Bittner, Schuyler, Nebraska.

Exchange jolly interesting letters through our Club! Stamp appreciated. Betty Lee, 4254 Broadway, New York City.

\$1.00 RADIO FREQUENCY TRANSFORMERS—Hear distant stations. Designed to fit any standard socket. Three sizes, 160-500M; 500-1000M; 1000-2000M. Complete set of parts and full directions for assembling, postpaid, \$1.00. 3 for \$2.75; 6 for \$5.00. Arkenberg Agency, 702M, World Bldg., New York City.

DO YOU USE A CRYSTAL DETECTOR? ARE YOU MAKING A CRYSTAL RECEIVER? Increase the efficiency of your crystal detector 1,000 per cent by using a "PT" Ultra-Sensitive Contact. Of special gauge and alloy. Makes and holds a quick, ultra-sensitive, stable adjustment. Using galena, you may pound panel or table without disturbing sensitivity in slightest. Proved practical on shipboard by an old-time Marconi operator. Using a "PT" Contact on galena, Arlington (NAA) was brought in clear at 3,300 miles (below the Equator); and Arlington came in loud at 2,200 miles (off Dutch Guiana). In both instances, nearby ships using vacuum tubes were unable even to hear NAA. As to stability, Cape May (WCY) was worked over 1,000 miles, sending right through crystal with 2 KW spark, without affecting detector's adjustment. Replace your old insensitive unstable contact with one which will hold its adjustment in addition to giving louder signals and music. Indispensable for pocket sets and crystal detector-bulb amplifier outfits. A novice can install. "PT" Ultra-Sensitive Detector Contact, with instructions, twenty-five cents coin or M. O. "PT" CRYSTAL CONTACT CO., Box 1641, Boston 8, Massachusetts.

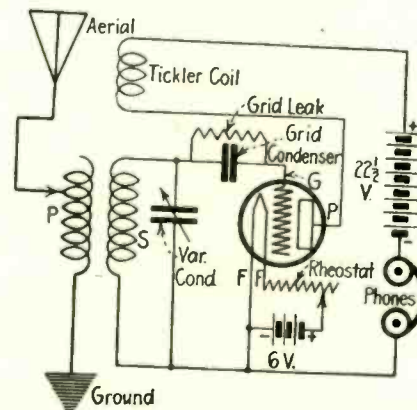
Answers to Readers

RECENTLY we installed a radio set about 20 feet from the power lines of a nearby railway. We have a 4-wire inverted L aerial. Each one of these wires is 50 feet long. We also tried an inside aerial, about 100 feet long, but are unable to stop the machine-gun effect coming from the power wires. Is any way by which this interference may be eliminated?—John Hoffman, Phoenix, Arizona.

The best way to achieve your object is to place the aerial at right angles to the power lines of the railroad. If this means that you are compelled to place the aerial so that it becomes anti-directional with the broadcasting stations, then we suggest that you make

a T-type aerial of your present system. A single-wire aerial would be far better than your 4-wire aerial.

I have a regenerative coil using a tickler. I do not experience any results. Please publish a hook-up of the connections.—James Wildflower, Toledo, Ohio.



Hook-up requested by James Wildflower, Toledo, Ohio.

A diagram is herewith shown of the proper connections for a regenerative set employing the tickler coil.

I have a short-wave regenerative set, including 2 variometers and 1 vario-coupler, using a radiotron UV 200 and UV 201 as an amplifier. I don't seem to hear any signals and believe something is wrong. Could you offer me any such suggestions to remedy my trouble?—Arthur Olsen, Brooklyn.

Assuming that all your corrections are correct, it would seem that the trouble lies

in wrong polarity. Reverse your plate-B battery and see if any change develops. All you need to do is join the positive pole of the B battery to the plate of the tube. The negative terminal, of course, is joined back to the storage battery. If you do not get any results, simply reverse the negative of the B battery on the negative of the storage. Your trouble lies there.

Regarding the Armstrong superregenerative amplifier, are the honeycomb coils right for the millihenry choke coils and in what position should they be. Can duo-lateral coil, No. 400, be used for the coil L-4. What is the constant for the phone fixed condenser?—Morris Siegel, Mahopac, N. Y.

You may use the 400 turn duo-lateral coils for the 10 millihenries high-frequency choke. The coil you mention may be used. The capacity of this condenser should be .0025 mfd.

Should I use a soft tube or hard tube in the detector step of a two-stage amplifier? Where are stations WLAW and WEAM? — Michael Brody, Springfield, Mass.

Use a soft tube for the detector and hard tubes for the amplifiers. WEAM is located in North Plainfield, N. J. WLAW is the new police broadcasting station, New York City.

My aerial is a single wire, 85 feet long, having 35-foot lead-in. Is a single wire, 150 feet long, better than a two-wire, 75-foot aerial. With my present aerial, signals seem to come in loud from one direction. Why is this?—Arthur Swenson, Brooklyn, N. Y.

Would suggest that you erect the one-wire aerial, 150 feet long, in preference to the two-wire. The reason your signals come in loud from one direction proves that you have a directional antenna. This is accomplished by the end the lead-on is taken from. If you change your lead-in wire to the other end, then signals from that direction will come in loud.

Let Radio Radiate Your Home

AMATEURS

Buy your parts and sets where the dealers buy. We are manufacturers and will sell you at wholesale prices.

	List Price	Our Price
Federal Phones—2200	\$.80	\$6.50
Turney Phones—3000 Ohms	6.50	4.95
Klosner Vernier Rheostat	1.50	1.15
Porcelain Rheostat	1.20	.65
Thordarson Transformer	4.50	3.85
Radio Frequency Transformer	3.00	2.25

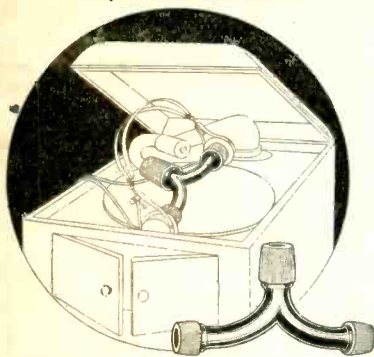
Write for Free Catalogue No. 100, containing hundreds of bargains.

Perfection Radio Corp. of America
702 Broadway, New York

PHONOTACH

Makes Your Phonograph a Radio Loud Speaker

(Trade Mark)
Adjust it in a minute.



Patent applied for

A New and Better Loud Speaker

at a very low cost

The PHONOTACH connects the receivers with the tone arm of your phonograph.

Utilizes the scientifically designed tone amplifier of the talking machine to secure mellowness and beauty of tone.

Price only \$2.00

Send for one today—At your dealer, or by mail.

W. A. MILLS

103 Park Ave., New York, N. Y.

The FAMOUS GREWOL FIXED DETECTOR

The GREWOL

is a permanently set detector



PRICE \$2.00

In using the

GREWOL

you don't have to find the spot.

Think what this means!

THIS DETECTOR IS ALWAYS SET AND READY completely protected from dust.

Gives the best results.

If your dealer does not handle the Grewol send us \$2.00 and we will mail one to you.

WRITE FOR OUR TRADE PROPOSITION

RANDEL WIRELESS CO.

9 Central Ave. Newark, N. J.

Volume I of Radio World Now Complete

If you did not get copies of Radio World No. 1 to No. 26, send us \$3.00. Or we will send you this paper for one year, (\$6.00 for 52 issues) and start it with our first issue, which will be mailed you as soon as possible after receipt of order.

Trying to "Raise" Us

AT WGI last night the radio program began with a Sleepytime Story. Next was "Banking," by Frederick W. Sleeper, and then came "Making Use of Last Year's Clothing," by Miss Harriet E. Ainsworth. If the radio fans listening in on WGI had a wakeful night after that, let them consult physicians, suggests the critical and observing F. P. A., in "The World," New York.

* * *

A Southern contemporary says it would like to hear broadcast the news of the execution of the "inventor of white socks." Perhaps he would be more satisfied if he saw the event.

* * *

The Houston "Post" has invented this joke:

"Why was it that George Washington never told a lie, Pa?"

Because he was never asked if he picked up a 1450-meter wave.

* * *

"If you would care to speak," the latter goes on, "or broadcast some of your material through the air—" Enough. Here is some humorous material:

I read this poem into the air
And it was broadcast everywhere;
It didn't have much sense or wit,
But the Westinghouse people wouldn't pay for it.

* * *

A Sunday-supplement scribe on "The World," New York, brought his editor the following:

"Oh, mother, listen to the radio!" cried a small boy in the B. R. T. subway train. He had heard the voice from the electric announcer at the end of the car.

* * *

"The radio religious service will never be popular," the Washington "News" observes, "because the women can't see each others' hats."

* * *

And now, I suppose, aviators and submarine commanders and radio fans will bawl each other out in the new realms. What will happen when the day comes that we all carry an instrument in our pockets by which we can read everybody's thoughts?

"So that's what you're thinking, is it?" a stranger may say to you—and punch you in the eye.—Bruno Lessing.

* * *

Farewell, Static!

GOOD-BY, static,
We speed you on your way.

So long, static;

We would not have you stay.

The summer's gone, the autumn's here;

No more your noises, many, queer,

Will break in on our evening cheer—

So on your way; move fast, old dear.

Good-by, static;

You sure have had your fun.

So long, static;

Your dirty work you've done.

You've spluttered, hissed, and filled our set

With wild, unearthly sounds, and yet

We'll miss you. Are we glad? Just let

Us say we are—you bet, YOU BET!

—H.

Buy Your Radio Receiving Set Manufacturers

Buy your Radio Supplies at a count below the list or retail saving of \$15.00 to \$140.00 on Receiving Set or if a saving on Radio Supplies interests you telegraph us today.

KING RADIO MFG. CO.
521 Penn Ave. Wilkes

INSU-L PANELS

1/8 Fibre Size .01 per sq
3/16 Fibre Size .015 per sq
1/4 Fibre Size .02 per sq

DEALERS: Write for discou

General Merchandise

142 Market Street
Newark, N. J.

ELIMINATE STORAGE BATTERY

by using the

BRU. No. 4 SOCKET

The only Socket that takes the

DRY CELL TUBE

\$1

post paid

Unconditional Guarantee.

WD-11 Tube \$8.00



Bruno Radio Corporation

152 West 14th Street, New York

Dept. R.W.

Distributors, Write for Discounts.

Latest broadcasting map, 15c. That is, a complete broadcasting map appeared in RADIO WORLD, No. 8, dated May 20 Mailed on receipt of 15c. Radio World Company, 1493 Broadway, New York City.



Hard Rubber Composition PANELS

Conform to Navy Specifications

A High Resistance Panel, Guaranteed Not to Warp, and Drilled Cleanly Without a Burr. Highly Polished—Edges Ground to Size.

Standard sizes, 7x10x3/16, 7x18x3/16, 7x24x3/16, 10x12x3/16, and 12x14x3/16, in stock for immediate delivery. Orders for special sizes received in the morning, shipped the afternoon of the same day. Binding posts, dials, and knobs to match. We have a complete line of Coils, Variometers, Variocouplers, Sockets and Rheostats.

Largest Discounts.

Jobbers and Dealers! Write for proposition and Free Sample!

CAREFUL ATTENTION GIVEN TO ALL RADIO ENTHUSIASTS

ALLIED RADIO COMPANY, INC.

Dept. D, 445 SEVENTH AVENUE, NEW YORK CITY, Fitzroy 3731

WANTED—A Reliable New England Representative.



“Micon”

Tested Mica Condensers

are considered the highest type fixed mica condenser manufactured

ASSURE—

Absolute noiselessness

Clarity of tone

Accuracy

Constant fixed capacity

“MICONS for Supreme Radio Attainment”

Size	Price
.00025	\$.35
.000535
.00140
.00240
.002550
.00575
.01	1.50

All other capacities on request.
 Sizes .0005 and .005 are especially adapted for the new Armstrong Super-Regenerative Circuit.

Complete diagram of the Armstrong Super-Regenerative Circuit free with every purchase of MICONS.

At your dealers—otherwise send purchase price and the desired MICONS will be delivered without further charge.

Antenella



Does away entirely with antenna and all outside wiring, lightning arresters, switches and all other inconveniences.

ANTENELLA enables you to enjoy Radio pleasures in any room in your house. Place your receiving set anywhere and merely attach Antenella to any electric light socket. No current consumed.

AT YOUR DEALERS—\$2.00

If he can't supply you send purchase price and you will be supplied promptly without further charge.

CHAS. FRESHMAN COMPANY, Inc.

290 HUDSON STREET

NEW YORK CITY