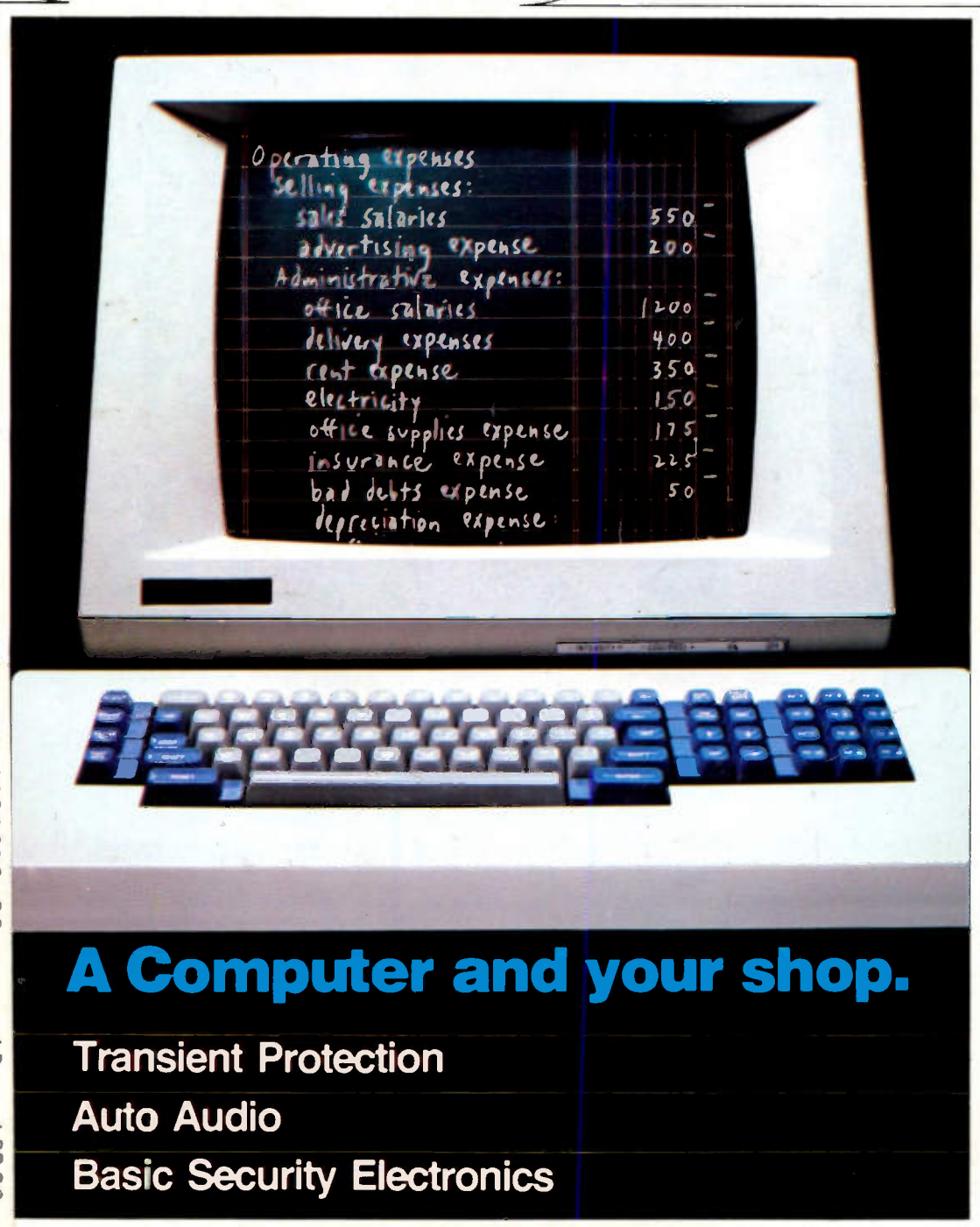


ET/D

DECEMBER 1980 • \$1.50

ELECTRONIC TECHNICIAN/DEALER
LEADING THE CONSUMER AND
INDUSTRIAL SERVICE MARKETS




A Computer and your shop.

Transient Protection

Auto Audio

Basic Security Electronics

KOWR 4038013-P2-
4823 ADIR -379-
RAY KOWECK
27734 DENMAR
WARREN
AB APR 82
MI 48093 -AS



We're PTS. . .and beyond all our equipment and warranties and technology, we're a company of people. Individuals. Dedicated to doing the best job of what we do best. . .serving the needs of the people in the TV service dealer industry. At this time of year, it gives all of us great pleasure to wish all of you the happiest of holidays and best wishes for great success in the new year.



PTS ELECTRONICS, INC.

The Only Name You Need To Know

For the location nearest you, see Servicenter Guide on next page.

PTS SERVICENTER GUIDE

MIDWEST

Corporate Headquarters
BLOOMINGTON, IN 47401
5233 S. Hwy. 37, P.O. 272
812-824-9331

CLEVELAND

Bedford Heights, OH 44146
23480 Aurora Rd.
216-232-4528

KANSAS CITY, KS 66106
3119 A. Merriam Lane,
913-831-1222

MINNEAPOLIS, MN 55408
815 W. Lake St.,
P.O. 8458
612-824-2333

ST. LOUIS, MO 63130
8456 Page Blvd.,
P.O. 24256
314-428-1299

DETROIT, MI 48235
14745 W. 8 Mile Rd.
313-962-1783

GRAND RAPIDS, MI 49501
1134 Walker N.W.
P.O. 1435
616-454-2754

CINCINNATI, OH 45218
8180 Vine St., P.O. 16057
513-821-2298

MILWAUKEE, WI 53218
7211 W. Fond du Lac
414-464-0789

COLUMBUS, OH 43227
4005A E. Livingston
614-237-3820

INDIANAPOLIS, IN 46202
1406 N. Pennsylvania Ave.
317-631-1551

BETTENDORF, IA 52722
1020 Lincoln Road
319-355-6822

OMAHA, NE 68104
6918 Maple St.
402-571-4800

CHICAGO, IL 60659
5744 N. Western Ave.
312-728-1800

SOUTH

CHARLESTON, SC 29411
3839 Rivers Ave.
P.O. 10203
803-554-8434

JACKSONVILLE, FL 32210
1918 Blanding Blvd.,
P.O. 7923
904-389-9952

WASHINGTON, DC
Silver Spring, MD 20910
8950 Brookville Rd.
301-565-0025

CHARLOTTE, NC 28225
2542 Lucena St., P.O. 5512
704-332-8007

BIRMINGHAM, AL 35201
210 N. 9th St., P.O. 1801
205-323-2657

MEMPHIS, TN 38104
1289 Madison Ave.,
P.O. 41043
901-726-1260

NORFOLK, VA 23504
3118 E. Princess Anne Rd.
804-625-2030

NEW ORLEANS
Metairie, LA 70004
3920A Airline Hwy.,
P.O. 303
504-837-7569

TAMPA, FL 33690
2703 S. MacDill, P.O. 14301
813-839-5521

NASHVILLE, TN 37214
2426A Lebanon Rd.
615-885-0688

PACIFIC

SACRAMENTO
North Highlands, CA 95660
6131 Walt Ave.
916-334-2012

SAN DIEGO, CA 92105

5111 University Ave.,
P.O. 5794
714-280-7070

LOS ANGELES
Paramount, CA 90723
7259 E. Alondra Blvd
213-634-0111

PORTLAND

Beaverton, OR 97005
8075 S.W. Cirrus Dr.
Blgd. 20
503-641-7619

SEATTLE, WA 98188

388 Industry Dr., Bldg. 28
P.O. 88831, Tukwila Branch
206-575-3060

NORTHEAST

SPRINGFIELD

Westfield, MA 01086
300 Union St., P.O. 238
413-562-5205

PHILADELPHIA

Yeadon, PA 19050
548 Penn St., P.O. 129
215-622-0450

PITTSBURGH, PA 15202

257 Riverview Ave. W.,
P.O. 4130
412-761-7648

ELMWOOD PARK, NJ 07407

158 Market St., P.O. 421
201-791-6380

BALTIMORE, MD 21215

5505 Reisterstown Rd.,
P.O. 2581
301-358-1186

BOSTON

Somerville, MA 02144
81 Albion St.
P.O. 361
617-776-8780

BUFFALO, NY 14214

299 Parkside Ave.
716-837-1656

MOUNTAIN

DENVER

Arvada, CO 80002
4958 Allison St.
303-423-7080

SALT LAKE CITY, UT 84115

3414 South 300 W
P.O. 15673
801-484-1451

PHOENIX, AZ 85009

2916 W. McDowell Rd.
602-278-1218

SOUTHWEST

LONGVIEW, TX 75601

110 Mopac Rd., P.O. 7332
214-753-4334

OKLAHOMA CITY, OK 73147

1154 No. MacArthur
P.O. 74917
405-947-2013

HOUSTON, TX 77207

4326 Telephone Rd.,
P.O. 26616
713-644-6793

INDUSTRY REPORT

France Plans Videotext Expansion

The French now have a system which could make the printed telephone directory a thing of the past. An electronic directory—a system which combines telephone, television screen and alphanumeric keyboard.

Rather than search through the pages of a bulky telephone book, the user "instructs" the directory by typing the required name onto the keyboard. Within seconds, the information appears on a nine-inch, black-and-white television screen.

The electronic directory, which hooks into the existing telephone line, is reportedly easy to use, faster, and, with mass production, cheaper than its printed counterpart. It eliminates the expense of publishing and revising printed directories. It can always be up to date.

In addition to providing telephone listings, the directory can call up emergency numbers for hospitals, ambulances, police and fire departments, and other services.

A Saint Malo trial, begun in mid-July, is the first of several throughout France. By next year, some 250,000 terminals will be installed, free of charge, in other parts of the country. So confident are they of the success of the electronic directory, that the French expect to see the complete abolition of printed telephone books by 1995.

A further video text development is teletel, an interactive videotex service which delivers the latest computer technology directly to the consumer, at home or at work.

The user simply turns on the television, contacts the appropriate data base by telephone, and taps out the request for information onto the keyboard and the information shortly appears on the screen.

This autumn in Velizy, 2,500 families will participate in an early trial of the videotex system.

Several companies in France have developed a low-cost consumer facsimile—called "mass-fax"—which can transmit a page of paper through the existing telephone network—in anywhere from 40 seconds to two minutes. Mass-fax can also act as a photocopier or hard copy printer for the teletel videotex terminal.

Gerard Thery, Director General of Telecommunications predicts that one million telephone lines in France will be equipped with facsimile units by 1990—and as a mass market for these

units develops, the price will drop to within reach of consumer pocketbooks.

Franchiser Sells Initial Territories

Tronics 2000, the new franchise organization for consumer electronics serveshops, has announced the sale of three territories in Illinois, Ohio, and Florida during its initial three weeks of operation.

The territories, each with a minimum 600,000 population—are located in suburban Chicago, Cincinnati, and central Florida. When developed, each is expected to have a minimum of 20 franchised radio, TV, audio-video, and appliance service centers.

Among the territories sold thus far and their purchasers are:

Robert P. Neal, owner of Able Electronics, Waukegan, Illinois. This territory is comprised of Lake, McHenry and Boone counties with a population base of some 615,000.

William B. Terrell, a Cincinnati businessman who purchased Hamilton County with a population base of about 877,000.

And, Jim Cardnell, a Homosassa Springs, Florida, businessman who purchased Lake, Sumter, Hernando, Pasco and Citrus. These counties, spreading across central Florida just north of Tampa in the west and including Daytona Beach on the east coast, comprise a population base of about 685,000.

NAB Protests FCC Station Proliferation Plans

The National Association of Broadcasters has recently issued a series of statements opposing the FCC's intent to significantly increase the number of AM broadcast stations and VHF television stations, without they feel, adequate consideration of the technical problems involved.

Robert K. King, chairman of the NAB Television Board of Directors, according to a NAB news release said the FCC's "blind embrace of 'more is better' leads not only to more radio stations and more cable television distant signals," but also leads to more and different forms of broadcast television service. He said broadcasters are concerned about the potential of low power television stations to cause interference and the proposal to increase the number of radio stations without adequate study of the technical impact.

King also said that while the Commission is deregulating the cable industry, broadcasting remains wrapped in red tape and is working under a copyright law that "unjustly allows cable to pay one percent of its revenues for all the programs it can beg, borrow or steal, while broadcasters pay 35 to forty percent for theirs." In addition, he stated, the FCC is considering allowing more television stations by tampering with the present



PTS ELECTRONICS, INC.

Circle No. 113 on Reader Inquiry Card

ET/D

ELECTRONIC TECHNICIAN/DEALER
LEADING THE CONSUMER AND
INDUSTRIAL SERVICE MARKETS

December 1980, Vol 102 No 12

WALTER H. SCHWARTZ
Editor


RAY ALLEGREZZA
Contributing Editor

TOM GRENEY
Publishing Director

DON FRASER
Graphic Design

MISSY JERSETT
Production Manager

LILLIE PEARSON
Circulation Fulfillment



On the cover: What can a small computer do for a small business? It can, as implied on the cover, take care of much of your bookkeeping chores as well as many other types of paperwork and record keeping.

FEATURES

The Service Dealer's Computer

Bookkeeping Made Easy? 22

Transient Suppressors

Protection for MOS and memories 17

Auto Audio

Recent changes and improvements 26

Security Electronics

An introduction 30

ET/D's 1980 Subject Index

Features and service tips 31

DEPARTMENTS

INDUSTRY REPORT 1

SERVICE SEMINAR 6

LETTERS 11

EDITORS DESK 8

SECURITY NEWS & VIEWS 14

BULLETIN BOARD 15

TEST INSTRUMENT REPORT 36

TEST INSTRUMENT REPORT 38

NEW PRODUCTS 40

SECURITY PRODUCTS 44

AD INDEX 48

READER SERVICE 49

TEKFAX 51



A HARCOURT BRACE JOVANOVIICH PUBLICATION



ELECTRONIC TECHNICIAN/DEALER (ISSN 0192-7175) is published monthly by Harcourt Brace Jovanovich Publications. Corporate offices: 757 Third Avenue, New York, New York 10017. Advertising offices: 757 Third Avenue, New York, New York 10017 and 111 East Wacker Drive, Chicago, Illinois 60601. Editorial offices: 111 East Wacker Drive, Chicago, Illinois 60601. Accounting, Advertising Production and Circulation offices: 1 East First Street, Duluth, Minnesota 55802. Subscription rates: one year, \$11; two years, \$18; three years, \$24 in the United States and Canada; all other countries: \$30. Single copies: \$1.50 in the United States and Canada; all other countries: \$3.50. Controlled Circulation postage paid at Dansville, New York 14437. Copyright © 1980 by Harcourt Brace Jovanovich, Inc. All rights reserved. No part of this publication may be reproduced or transmitted in any form or by any means, electronic or mechanical, including photocopy, recording or any information storage and retrieval system, without permission in writing from the publisher. ELECTRONIC TECHNICIAN/DEALER is a registered trademark of Harcourt Brace Jovanovich, Inc.

POSTMASTER: Send Form 3579 to ELECTRONIC TECHNICIAN/DEALER, P.O. Box 6016, Duluth, MN 55806.

ET/D

Walter H. Schwartz, *Editor*
(Duluth)

Tom Greney, *Group Vice President*
Publishing Director (Chicago)

Don Fraser, *Graphic Design*

Missy Jersett, *Production Manager*

Debi Harmer, *Production Supervisor*

Lillie Pearson, *Circulation Supervisor*

Gene Bailey, *Reader Service*

Julie Laitin, *Promotion Director*

Dawn Anderson, *Classified Ad Mgr.*

Please submit editorial manuscripts to:
Editor ET/D, 1 East First Street,
Duluth, Minn., 55802.

ADVERTISING SALES

Please send all advertising material to:
ET/D, Production Mgr.
120 West Second Street
Duluth, Minn. 55802
(218) 727-8511

East Region
Thomas Palmisano
757 Third Avenue
New York, N.Y. 10017
(212) 888-4382

Midwest Region
Keith Lewis
111 East Wacker Drive
Chicago, Ill. 60601
(312) 938-2325

Southern & Western Region
Chuck Cummings
613 N. O'Connor
Irving, TX 75061
(214) 253-8678

Sheila Connolly
10741 Moorpark St., Suite #21
North Hollywood, CA 91602
(213) 980-7750 or (213) 760-1684

HBJ

**HARCOURT BRACE JOVANOVIĆ
PUBLICATIONS**

Robert L. Edgell, *Chairman*
Richard Moeller, *President*
Lars Fladmark, *Executive Vice President*
Arland Hirman, *Treasurer*
Thomas Greney, *Group Vice President*
Ezra Pincus, *Group Vice President*
Lawrence Witchel, *Group Vice President*
Joe Bilderbach, *Vice President*
James T. Gherna, *Vice President*
George A. Glenn, *Vice President*
Harry D. Ramaley, *Vice President*

minimum-mileage separations.

"The Commission," he said, "has paused on the brink of this instantaneous dismantling of the basic framework of television channel allocations" and before it acts next week it may realize that "more in this case is not better, but, indeed, may be less. Indeed, it may very well be that the Commission will be pulling the rug out from under the best opportunity for more service, more competition, more diversity and more opportunity for minority ownership, and that's UHF television."

A few days later the NAB's executive vice president and general manager stated:

"At a time when UHF is finally beginning to solidify itself in the television marketplace, it is unfortunate that the Commission is proposing to shooehorn in some 140 possible new VHF television stations. Such a move is sure to undercut the growth and health of the UHF service.

"Additionally these proposals present technical questions requiring substantial study. The Commission has limited the ability of the industry to provide such technical input by choosing to proceed by Notice of Proposed Rulemaking which involved ex parte restrictions that tend to inhibit full industry and public involvement. A Notice of Inquiry would have permitted a much greater opportunity for examination of the technical is-

sues involved."

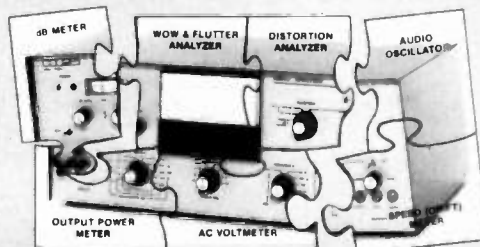
Thordarson invites Technician's Comments

Thordarson Meissner, Inc. has established a review board to act on advice received from service technicians. Effective immediately, a postage free reply card will be packed with each Thordarson flyback and yoke. The card asks several questions about installation, replacements, and comments about the product. Each month the board will meet to review the cards received and take appropriate action.

Homah Collie, VP-Operations said: "Service technicians are the ultimate users of our products. We need their comments to help us serve them better." Since there is a time lag for some of these products to follow through distribution, technicians who purchased Thordarson products before this announcement may obtain cards by writing to John Evans, Marketing Program Manager, Thordarson Meissner, Electronic Center, Mt. Carmel, Illinois 62863.

Thordarson Meissner, Inc. manufactures a wide selection of flame retardant flybacks and yokes for replacement service as well as a broad line of transformers for industrial and OEM applications. Other products include exact replacement voltage multipliers and Tech-Mate® universal replacement semiconductors. **ET/D**

THIS AMAZING NEW AUDIO ANALYZER IS SEVEN INSTRUMENTS IN ONE!



BPI Solves the Service Profit Puzzle.

The BPI 7000A Audio Analyzer now makes it possible to set up that new service bench, or upgrade an existing bench, at a price you can afford. Now you can quickly test audio amplifiers, receivers, turntables and tape decks — all with the same versatile unit.

INCREASE YOUR SERVICE REVENUES WITH THE BPI 7000A


The time saved by using the BPI 7000A is converted directly into increased production — and that means higher service revenues and increased profits.

SERVICE AUTO STEREOS FAST

The wow and flutter meter combined with

other features of the BPI 7000A, make the servicing on auto stereo units a snap. Additional features include: two channels — differential inputs — auto nulling distortion analyzer — optional 100 watt 8 ohm loads.

PRICE: \$1295.00



BPI

7853 Balboa Ave., San Diego, CA 92111, Phone (714) 279-3344

Circle No. 102 on Reader Inquiry Card

ET/D - December 1980 / 3

"Here's the best news yet about Fluke Digital Multimeters.

Now you can carry one home."

Right now, in selected electronics supply stores across the country, Fluke is introducing a new line of low-cost DMM's: the Fluke Series D. With their distinctive dark cases and full range of accessories, these five DMM's are designed to meet the test and measurement needs of the uncompromising service technician, home hobbyist, student or working engineer.

Fluke perfected the handheld DMM and set tough standards for accuracy and reliability that have made analog meters obsolete, and other digitals seem clumsy by comparison.

You've probably heard about their superior electrical performance, mechanical

ruggedness and environmental endurance. And now you can see for yourself at your favorite electronics dealer why Fluke DMM's have become the professional's choice the world over.

Series D Handheld Models.

D 800: Fluke's lowest-priced DMM, easy to operate, with six functions, 24 ranges and 0.5% dc voltage accuracy. Guaranteed a full year by Fluke. A sure-fire solution to basic measurement needs. \$125.*

D 802: Basic dc accuracy of 0.1% and conductance for high resistance measurements to 10,000 M Ω make this multimeter a solid price/performance value. \$179.*



If your dealer doesn't carry Series D Multimeters yet, call this number. We'll be happy to tell you who does. 1-800-426-9182

D 804: A powerful, versatile handheld DMM with nine functions, 26 ranges, 0.1% basic dc accuracy and more. Direct temperature readings in °C with K-type thermocouples; peak hold on voltage and current functions; even an audible indicator for instant continuity and logic level detection. Available January 1981. \$229.*

Series D Bench/Portables.

D 810: By means of a Fluke-built hybrid converter, this multi-purpose DMM delivers True RMS measurements of ac voltage and current with speed and precision. Also features conductance, 0.1% basic dc accuracy, an extra 10A range and diode test. \$259.*

D 811: Same performance features as the D 810 with the added convenience of battery power. Rechargeable "C" size Ni-Cad batteries deliver up to 40 hours continuous operation. \$299.*

Series D Accessories.

A wide range of accessories to extend the measurement capabilities of your Series D Multimeter is available, including temperature and current probes, carrying cases, deluxe test leads and thermocouples.

With Series D Multimeters so easy to find and economical to own, Fluke has made selecting the right DMM much simpler. This is your opportunity to own a Fluke.



From the world leader in DMM's. Now we've designed one for you.



*suggested U.S. list price.
For technical data circle no. 105



SERVICE SEMINAR

This month we have a selection of TV troubleshooting tips on popular sets old and not so old, courtesy of NESDA and a group of alert, hard working technicians.

ADMIRAL

Chassis 25M55, intermittent or no sound—voltage measures low on Collector of Q500. To correct: Replace defective Q500 Transistor (leaky). Frederick C. Hutt, Sr., Ballston Spa, NY.

Chassis 2M10CA/3M/4M, raster and sound intermittent—complete loss of low & high voltage supply. To correct: Replace D108 clamp diode in horizontal oscillator circuit. C.E. Chandler, San Diego, CA.

CURTIS MATHES

Chassis CMC-33, tuner drive: motor runs continuously—only way to stop tuner drive motor is to unplug set. To correct: Replace Q604 transistor on remote receiver panel (transistor leaky). Chester Maus, West Columbia, TX.

Chassis C-40/CMC-40, color oscillator drifts (after warm-up)—low negative voltage measured at Pin 2 of V-10B. To correct: Replace defective CR-702 bias rectifier. J. Tim Stenger, CET, Youngstown, OH.

GENERAL ELECTRIC

Chassis 19QB, drive lines in raster (then horiz. output transistor shorts)—replacing horiz. output transistor does not correct problem, then it shorts out again. To correct: Replace C-234, .0047 MFD at 1200v capacitor (open). R.A. Horn, Des Moines, IA.

Chassis 25YM, no picture—no H.V., collector of horizontal output measures zero volts, (resistance measures 300 ohms to ground). To correct: Replace defective deflection yoke T-820, GE P.N EP7(6X20 (vertical windings shorted to horizontal windings). Roger Varn, Massillon, OH.

Chassis KD, loss of higher channels after several minutes—tapping first I.F. tube (6JD6) causes upper channels to return. Tube (6JD6) tests okay by substitution. To correct: Repair and clean tube socket pins. Repair socket by tightening connectors so tube fits tighter. Clean with an electronic degreaser. W.M. Suhy, Stratford, CT.

MAGNAVOX

Chassis T-987, no video—raster ok, retrace lines, no control of brightness. To correct: Replace R-231, 10 ohm resistor and video delay module, P/N-M03551-1. Jim Heater, Denver, CO.

Chassis T-989, excessive brightness—brightness can not be decreased. To correct: Replace power transformer (270v line output is defective). Larry Erickson, Denver, CO.

Chassis T-956-01, insufficient vertical sweep and horiz. hold critical—130v B+ is low (80-100v) R-131 running hot. To correct: Replace defective diode D-102 (shorted). Tino Burrida, Jr., Corpus Christi, TX.

Chassis T958, fine tuning out of range on upper VHF channels—AFC voltage (+20v) will measure low at tuner. To correct: Repair or replace UHF tuner (UHF tuner shorted). Walter W. Ward, CET, Glen Falls, NY.

Chassis T920, 933 & similar, picture tube snaps—arcing visible in neck of CRT. To correct: Replace 6MD8 and 12HG7 electron tubes—check and reset high voltage if necessary. Gailen "Smiley" McMullen, Beatrice, NE.

Chassis T-991-T995, no picture, no sound (circuit bkr opens)—arcing appears in CRT when ckt. bkr is reset, then ckt. bkr re-opens. To correct: Removed foreign material which was causing casing of horizontal output transistor to short through the insulator to chassis ground. Keith Crankshaw, Muskegon, MI.

Chassis T931, vertical foldover on bottom—may have vertical roll. Checking B+ to vertical output circuit revealed 1K, 3 watt resistor increased in value. To correct: Replace defective 1K ohm, 3 watt resistor. Terry Satrang, Aberdeen, SD.

PANASONIC

Model CT-97P, AGC overload—all voltages measure normal, sound ok. To correct: Replace defective resistor R323, 27 ohm 1 watt located between AGC tube and second video transistor. Arsen Janikian, CET, Queens, NY.

QUASAR

Chassis (all using CA panel or equiv.), circuit breaker trips (approximately 2 seconds after set is turned on)—B+ rectifiers & power supply tests normal. To correct: Replace CA panel. NOTE: Red screen transistor shorts. Mike Carwile, Petersburg, VA.

Chassis TS-962, 6-inch stationary horizontal black bar across top half of screen—C-522 on high voltage pin cushion board missing. To correct: install new 3.3 mfd, 160v capacitor to replace factory omission. Donald F. Swanson, CES/CET; Sequim, WA.

Chassis TS929, picture distorted—picture visually appears with a weave (filter). To correct: Replace defective filter capacitor C-809 (located off -37v power supply). Scott Lieb-rand, CET, Des Moines, IA.

RCA

Chassis CTC-86, two white hum bars and horizontal hold critical—1.4 volt AC ripple in 22vdc power supply. To correct: Replace shorted CR-302 diode connected to center tap of secondary of start-up transformer (22v start-up diode). Joe Janssen, Milan, IL.

Chassis CTC-59, picture fuzzy—occasionally external vibration will cause fuzziness to vary. To correct: Check I.F. panel, replace if defective, but if okay, check mating of plug between I.F. panel and socket. Then secure I.F. panel so it does not move. Tom Napierlski, Medford, NJ.

Chassis CTC-72C, no raster, sound ok—no high voltage, (TR-101 shorted, replaced TR-101 and shorted again). To correct: Repair open connections by re-soldering connections between coil L403 and the printed circuit board. Replace TR-101 with new kit RCA P/N 141255. George Sieja, Beaver Dam, WI.

Chassis CTC-87, no picture; no sound—2v and 27v source missing. To correct: Re-installed CR-3114 properly. Found it has been installed backwards previously. Manual De La Rosa, CET, Morro Bay, CA.

Chassis CTC-81B, no vertical deflection—26vP-P vertical pulse is missing. And upon replacing defective (open) R-407 in horizontal stage, it opens up again instantly. To correct: Replace C-408, 1 KV capacitor (shorted) and replace R-407, 220 ohm, 5 watt resistor. Jack Sellards, CET, Barbourville, KY.

Chassis CTC-16X, ghosts at right side of objects in picture—adjusting fine tuning does not vary ghosts. To correct: Replace C-118D, 40 mfd capacitor, located at the AGC control. LeRoy Robins, Shelton, WA.

Chassis SCLC-49, picture pulled in from all sides—appears like a pincushion correction defect. To correct: Replace defective Q401, high voltage regulator transistor. Eric Kehew, Jacksonville, FL.

Chassis CTC-51/52, vertical and horizontal sync poor—test set on reduced line voltage and sync locks in. To correct: Replace defective R-541, 120K ohm ½ watt resistor (changed value). Charles and Muriel Crofoot, Rodeo, CA.

SONY

Model KV1201/KV1212, vertical fluctuates with slight fold-over on bottom—problem is intermittent. To correct: Replace R 554, 15K ohm @ ½w, resistor (increased in value). Romo Electronics, Pomona, CA.

Model KV 1920D, no picture—has H.V. and audio. No G-2 drive voltages. To correct: replace defective D807 diode. Also resistor R814 (NOTE: Located in "E" circuit board). Ed Watson, CET, Lynbrook, NY.

SYLVANIA

Chassis E-21, color streaking—dim picture. To correct: Replace R-448, 270 ohm, ½ watt resistor NOTE: Should be replaced with a 1 watt resistor. K. Baker, CET, Longview, TX.

Chassis D12-01, AGC overload and picture flashes—continuity test reveals RF transistor amp Q201 open. However, Q201 itself is good. To correct: Repair defective

Solder connection at base of Q201. C.J. Rucker, Ft. Worth, TX.

Chassis E06-2, intermittent convergence—R-804 (R-B control) operates intermittently. To correct: Replace C-808, 2.2Mfd capacitor at 150v. NOTE: Current critical part (non-electrolytic). Cyrus Dinshah, CET, Malaga, NJ.

Chassis E-11-13, no raster, sound ok (smokes)—R-372 smokes, opens instantly (135v line). To correct: Replace C-507A filter capacitor (shorted) P/N 41-39282-1. Charles Gallagher, Corpus Christi, TX.

Chassis E-21, no picture, no sound—set is not in shut down. To correct: Replaced defective flyback transformer (open at pin no. 6). Scott Liebrand, CET, Des Moines, IA.

ZENITH

Chassis 23GC45, no control of brightness. To correct: Replace defective 24 volt regulator transistor. ZENITH Radio Corporation.

Chassis 25EC58, picture shrunk—10 inch picture appears on a 24 inch screen—hum in raster, video and audio, horizontal foldover. Not in power supply, although 128 volt line is ½ of normal. To correct: Replace defective deflection yoke. George W. Crouch, CET, Concord, CA.

Chassis 25GC45/45Z, insufficient vertical deflection—bottom half of picture okay, but top half is missing. To correct: Replace defective Q707, vertical output transistor. (NOTE: if a general replacement transistor is used, filtering may have to be utilized in order to suppress unwanted oscillations. The author used a 50 pfd, 1Kv capacitor connected to one side of fuse FX203 and the other side to ground which corrected this problem. Clem Moore, Ft. Worth, TX. **ETD**

Price Without Sacrifice.



HITACHI V-302B & V-152B

Put a proven Hitachi dual-trace oscilloscope on your bench for as little as \$735. Our V-152B 15MHz model includes unprecedented sensitivity (1 mV/div)...10X sweep magnification...front panel XY operation...trace rotation...Z-axis input...and more. Need greater bandwidth? Our V-302B model is the only 30MHz dual-trace scope with signal delay line priced under \$1000, with all the above features, to make your testing operations fast, easy, and accurate. Reliability is exceptional, too. (As you'd expect from a manufacturer with over 20 years of experience "outscoping" the competition.) So exceptional, in fact, that Hitachi quality is backed by a 2-year warranty...the longest in the industry. Whether you use it for teaching or repairs, for video, audio, or computer testing, you can't find more scope for your dollar than at Hitachi. Write for more details.

Hitachi...The measure of quality.

- V-152B 15 MHz Dual Trace . . . \$735*
 - V-302B 30 MHz Dual Trace . . . \$995*
- *Probes included.



HITACHI
Hitachi Denshi America, Ltd.
175 Crossways Park West
Woodbury, NY 11797
(516) 921-7200

FROM THE EDITOR'S DESK



This month I am going to quote a news item from *The Scanner*, the official publication of the Arizona State Electronics Association. It suggests a rather ominous outlook, in some instances, for relations between the cable television companies and independent TV sales and/or service businesses. The news item headlined "Independent Service Dealers Threatened With Extinction" follows:

"The greater Phoenix City Council allows cable companies to sell, service, or lease television receiving equipment. The Council in 1976 and again in 1980 refused to put a clause in the CATV Ordinance or Franchise agreements prohibiting cable companies from selling, servicing, or leasing television receiving equipment. With the CATV company being able to, according to national average, count on 45 percent subscribers in any area they supply cable to, it would seem they would be able to take an unfair advantage in the sale, service, or leasing of television receiving equipment by being able to supply a service that no other servicing/dealer could offer. If this happened over a period of time, you would probably find about 45 percent of the television service dealers going out of business due to the lack of customers.

In Phoenix already American Cable Television is selling new television receivers with the inducement of one year of HBO free including installation if you purchase one of the models listed. This value of HBO to the retail customer is approximately \$280.00. The ads state that if you are unable to receive HBO they will give you a cash discount on the article purchased. The question to ask is How Much?

In closing, the consumer is the one who will be hurt in the long run. If there are 45 percent fewer dealers to choose from, what prices are they going to have to pay, and what kind of service are they going to receive?"

Frank Moch, Executive Director of NATESA testified before the committee on cable TV for the City of Chicago September 5, 1980 and expressed a concern that the cable TV companies might well attempt to establish virtual monopolies of all aspects of television.

"It is very conceivable that cable TV entrepreneurs will quickly move to consolidate their hold on all phases of TV, including production and distribution of programs, connection to the system, TV sets, service and maintenance thereof.

This would become a dangerous monopoly of mammoth size which would require the same very expensive deterrent as quite recently has been brought to bear on the telephone company monopoly. It would seriously deprive many small businesses, which have contributed greatly to the development of home electronic TV as a most important service to the public.

We strongly urge that any franchise that may be granted, carry permanent provisions restricting operators of cable TV systems from providing TV sets in any manner, and from installing, servicing or maintaining the sets.

Such franchises would guarantee the best deal for all concerned, and particularly for the public."

I understand many cable franchises do prohibit the sales and service of television receivers by the cable company. How prevalent is the incursion of cable companies into sales and service? I feel that cable has a tremendous part to play in the future of television, but not as a sales and service agency. In fact I feel the cable company cable should end upon entering the house and what is done thereafter, as long as it does not affect the cable system is only the homeowners business, opening up the in house distribution system to any competent installer. This is, after all, essentially the case with the telephone, now, finally.

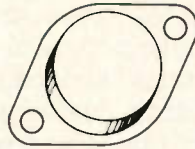
We invite your comments.

Walter H. Schwartz

Special

Horizontal Output Transistor Equivalent to ECG 238

(ECG is a registered trade mark of the Sylvania Corp.)



2.45

Minimum order of 10

Stock up on these popular TV parts while prices are low!

Sony Trinitron Dual Antenna
Sony AN16
(1-9) **\$7⁴⁰** (10-100) **\$6⁸⁰**
MAN-16



TV Interference Filter
(1-9) **80c** (10-100) **65c**
TVI-1



Universal Global Resistor Kit

2 Universal Globars for color TV automatic degauss circuit. Contains a thermistor and a varistor. Fits many famous make color TV's
(1-9) **\$1⁸⁸** (10-100) **\$1⁸⁵**
KT-2




UHF/VHF/FM Splitters
300 OHM
(1-9) **\$1³⁹** (10-100) **\$1¹⁹**
SPL-701



75 Ohm to 300 Ohm Converter
(1-9) **65c** (10-20) **55c**
TVT-1



High Voltage Tripler
Equivalent to ECG-500A
(1-9) **\$12⁴⁰** (10-100) **\$11⁸⁰**
HVT-500A



75 Ohm
(1-9) **\$1⁴⁵** (10-100) **\$1³⁰**
SPL-702



F-59 Connectors with Ferule
14c ea.



(on minimum order of 100)

SAVE on popular phono cartridges during this MCM special.

Audio Technica

AT1110 (AT-10)

\$6²⁰ ~~\$6⁹⁵~~
(10-100) (1-9)



AT1111E (ATS11E)

\$9²⁰ ~~\$9⁹⁰~~
(10-100) (1-9)



AT1112XE (AT12XE)

\$17⁹⁰ ~~\$19⁹⁰~~
(10-100) (1-9)



AT1113E (AT13E)

\$19⁹⁰ ~~\$22⁹⁰~~
(10-100) (1-9)



Shure

M700EX (M70EJ)

\$7⁵⁰ ~~\$8⁵⁰~~
(10-100) (1-9)



M705EX (M75ED)

\$16⁹⁰
Get one free with each 10 you buy.

M905EX (M95ED)

\$22⁵⁰
Get one free with each 10 you buy.



Use Your
MASTERCARD
or **VISA**

Just pick up your phone and place your order.

NEW NATIONAL HOTLINE

1-800-543-4330

NEW OHIO HOTLINE

1-800-762-4315

(Effective December 9, 1980)

MCM

Parts for the TV, Stereo & Communications World

MULTICHANNEL TV SOUND SYSTEM TESTING BEGINS. Test conducted by Matsushita Industrial Company of Franklin Park, Il and broadcast over WTTW, Channel 11, Chicago, will compare three systems, (EIAJ, Telesonics and Zenith), each capable of broadcasting stereo and a second language program at the same time. Japan has been broadcasting stereo TV sound for sometime. According to the EIA, separate tests will also be carried out using three companding, (selective compression/expansion) systems. CBS, Dolby and dbx systems will be tested with a view to improving television standard, compressed, audio (with receivers capable of proper expansion).

3M TEST INSTRUMENT BUSINESS SOLD. The test instrument business of 3M's Mincom Division was sold in August to Data Check of San Diego Ca. The instruments involved were the former 3M models: 610A Sweep Generator; 6100B Test Set; 6110 Signal Analyzer; 6275A FM Test Set; 6500 Recorder Test Set; 8155A, 8160 and 8100 A-W Flutter Meters and the 8300 A-2 IRIG Flutter Meter.

INCREASED SATELLITE CAPABILITIES IN '81. Domestic satellite capacity will be increased greatly next year according to Television Digest. RCA Americom is to launch 48 transponders on 2 Satcoms in 1981. Both are to be dedicated to cable, opening more of the current transponders to broadcast.

COLOR TV SHORTAGES OCCUR. With the record setting color TV sales of the last few months spot shortages have been occurring says Television Digest. RCA is reportedly experiencing shortages of remote control models and 13 inch portables; Quasar which held down production because of the recession is suffering across the board shortages.

GE/JVC/MATSUSHITA/THORN EMI VIDEO DISC ANNOUNCEMENT. General Electric (US), Matsushita Electric Industrial (Japan), Victor Company of Japan and THORN EMI (Great Britian) announced definitive plans late in October to form three jointly owned companies to launch the VHD, video high density, video disc in the US in late '81. The VHD system, developed by JVC uses a 10.2 inch groveless disc capable of one hour playing time on each side and offers stereo sound. It features fast and slow motion, fast forward and reverse, stop mode and random access.

RADIO SHACK TO ADOPT RCA'S VIDEO DISC. Radio Shack in early November decided to market RCA's CED video disc players, probably to be manufactured by Hitachi. According to *Television Digest* this lines up the large retail chains which market consumer electronics under their own brand names; J.C. Penney, Wards, Sears, and Radio Shack. Reportedly Hitachi, Sanyo and Toshiba are soliciting OEM CED business.

LETTERS

HELP NEEDED:

Perhaps one of your readers can help me. I am desperately searching for a 6v AM/FM/SW auto radio, preferably stereo, preferably Blaupunkt.

I still enjoy your magazine after many years as a subscriber and look forward to it each month.

Thank you for your consideration.

Marshall H. Reddin
2900 A Eads
El Paso, TX 79935

I need a schematic and manual for Supreme Model 666 RF Signal Generator. Will pay up to \$10.00 plus cost of shipping or, cost of making a copy and shipping.

Been subscribing to your fine magazine for years. Keep up the good work. Augustine's TV & Radio Service
530 N. 9th St.
Reading, PA 19604

I am in need of service data on schematics on the following:

Precise Electronics—Model 905

VTVM; Browning Laboratories, Inc., Model ST-300, SCA FM Radio Receiver. Will pay for copies and postage.

Gary Mead
334 Eastley
San Antonio, TX 78217

I need assistance in locating a part for a Hewlett-Packard Model 132A Oscilloscope.

The part I am in need of is the high voltage transformer, Hewlett-Packard #00132-61101. I would also gladly accept the entire high voltage assembly, the part # of which is 00132-66504.

The model 132A scope has been obsolete by Hewlett-Packard, and they have indicated that these parts are no longer stocked. Any help your readers can supply in obtaining the above listed part(s) will be greatly appreciated. Thank you.

Dave Hann Sr.
908 Barber Lane
Joliet, IL 60435

Thank you for your fine service magazine. I wish I had known about it 3 years ago. Thank you also for the gift of TEK-FAX 115 for my 2-year subscription. It arrived one day last week. I am very

pleased with it.

I need a source of older TV and radio schematics—tube types of the 60's.

I need the schematic and service info, as well as source of replacement parts including transformer for a Philco Model No. 42-100B Code 122, Chassis No. 60518; and Philco Model No. 42-380, Code 121, Chassis No. U19213.

Any help with these would be greatly appreciated.

L.K. Sampson
Sampson's Electronics Service
84 W. Main St.
Friendship, NY 14739

I need a schematic for a Bendix (Ford) F85BF auto radio (Photofact AR54).

Jesse Chaves
9768 Michaels Way
Ellicott City, MD 21043

Editor:

Photofact AR54 is out of print; I'm sure someone can help.

ET/D welcomes letters of comment on the industry, and letters of request for help in obtaining obsolete information or parts. Write: ET/D, Editor, 1 E. First St., Duluth, MN 55802. **ETD**

What would make your business better? We would

You've seen what franchising did for real estate. Franchise companies took struggling independent realtors and put them in the limelight. The result: a greater share of the marketplace.

tronics 2000 is doing the same for the electronics service business. We're selecting a limited number of dealers in each community, giving them our name and high-level training in administrative and marketing techniques. And we're advertising as a single organization. In short, we're building a franchise organization that will stand out in a crowd.

Are you eligible to join? Yes, if you own a service dealership or are planning to start one and if you meet our technical requirements. But you must apply before the quota for your area has been filled.

tronics 2000 could be the lifeline you've been looking for. Call us. Today.

tronics 2000

5829 South Highway 37 • P.O. Box 2003 • Bloomington, Indiana 47402 • 812/824-2424

Circle No. 119 on Reader Inquiry Card

PERMA POWER
COLOR BRITE

WHEN THE PICTURE LOOKS GOOD
YOU LOOK GOOD.

When a color TV picture fades, or when the black-and-white is erased by a cathode-to-filament short, "save" the tube by installing a Perma Power Britener ... Boost, Isolation, or Combination.

PERMA POWER
Electronics Inc.

5615 W. Howard Avenue • Chicago, IL 60648 • Telephone: (312) 647-9414

There's a Perma Power Color Brite model for just about every picture tube ever made. You'll look very good to your customer when you and Color Brite extend picture tube life for months.

Pick up a supply from your Perma Power distributor!

Circle No. 112 on Reader Inquiry Card

ET/D - December 1980 / 11

The instruments that you available from the

Leader offers you more than 50 off-the-shelf instruments, all with more performance per dollar than you ever thought possible.

Surprising fact: Leader's 50-MHz oscilloscope outperforms all competitors. Costing hundreds of dollars less than the best selling competitive model, the LBO-517 is more sensitive, has a higher 20-kV accelerating potential for brighter displays, and permits simultaneous main and delayed time-base presentations. In fact, it has more features than any other 50-MHz oscilloscope at any price. In all, there are 14 Leader oscilloscopes... each offering more performance for less cost.

Surprising fact: Leader "easy-reading" frequency counters are preferred for many industrial applications. Built for continuous day-in, day-out use, Leader 80, 250, and 500-MHz frequency counters are production-line proven. All three units feature sturdy, well-shielded metal cases and large, bright fluorescent digital displays for easy reading.

Surprising fact: Leader offers a big line-up of professional video and TV instruments. There are 11 units in all. NTSC, PAL and SECAM sync and test signal generators, RF and IF alignment sweep/marker generators, CATV field strength meters... and more on the way.

Surprising fact: Leader audio instruments have a worldwide reputation for excellence. Design labs, production lines and service departments in over 80 countries rely on Leader audio instruments. Frequency response recorders, speaker analyzers, precision sine and square-wave generators, distortion meters, attenuators, one and two-channel ac millivolt meters, FM stereo generators, wow, flutter, and drift meters. Over 16 off-the-shelf units.

Surprising fact: Leader general-purpose instruments grow ever more popular. VOM's, digital and FET multimeters, LCR bridges, semiconductor testers and curve tracers, audio and RF generators, function generators... all feature human-engineered control layouts, up-to-date capabilities and sturdy, attractive enclosures. All offer optimum reliability at realistic costs.

Surprising fact: Over 100 custom design Leader units. Additionally, over 100 special Leader instruments are available for production-test applications. Call or write for information on these or to have standard Leader instruments modified for your special requirements.

Surprising fact: No waiting for Leader Instruments. Off-the-shelf deliveries from over 100 stocking U.S.

distributors... backed by East and West Coast warehouses.


Surprising fact: Every Leader instrument is protected by a generous, 2-year parts and labor warranty which is unsurpassed in the industry.

Call toll-free (800) 645-5104 for the name of your local "select" Leader distributor, to request our catalog, or to arrange for an evaluation unit.


When Quality Counts

LEADER
Instruments Corporation

380 Oser Avenue
Hauppauge, N.Y. 11787 (516) 231-6900
Regional Offices:
Cincinnati, Los Angeles, Dallas.
Circle No. 108 for information
Circle No. 109 for FREE demonstration



use most are immediately surprising leader.



SECURITY VIEWPOINT



One problem that exists in every small business is the problem of collecting monies from overdue accounts. The obvious answer would be not to let you or your business be put in a disadvantageous situation such as this. Realistically, the problem does occur, so let's try and come up with some practical advice to help you deal with this type of situation.

Billing on credit is what business is all about. But you become your own worst enemy if you don't sit down with pencil and paper and calculate just *how much* credit you can feasibly extend to each customer. Once you make this determination, keep a close watch on the client's ability and attitude towards meeting his financial obligations to you.

Most dealers will extend credit for either 30 or 60 days. To extend credit for a longer period of time, say 90 days, is really not to your advantage but is permissible if the account is habitually slow paying. The key in this type of situation is to have the client send you some partial payment each month. The principle here is to prod the client, as opposed to demanding monies due you. You want to collect your money as well as keep the account.

The next order of business involves sitting down and giving close scrutiny to the bills you send out each month. Are they fairly self-explanatory? The easier your bill is to understand, the less chance of your customer saying, "I would have paid sooner, but I didn't understand fully what I was being billed for." To expedite matters, make sure that your bill shows the following:

- What the customer is specifically being charged for
- Any and all materials you had to purchase (and the cost of each)
- Any partial payments the customer has made to date
- Balance due
- Any portion of the balance that is currently overdue

If the need arises for you to send out warning notices of late payments, use discretion! You should never send a threatening notice or letter unless you sincerely plan to follow up on it. Clients who start to receive this type of letters each month with no follow-up, soon learn that your bark is probably worse than your bite.

While on the topic of your customer, have you taken time to check his credentials *before* doing business with him? You should explain to all potential customers that you run credit checks as standard operating procedure since you will be most likely installing expensive, sophisticated equipment in their home or business.

Be wary of the potential client who informs you he was not happy with the services your competition was providing him. While that may have been the case, he may have been refused further service because he had fallen behind in his payments.

You should make it a practice to send your bills out the same time each month. Clients will come to expect them at a certain time, and usually will make plans to have the money on hand when the bill comes in.

After you send out your billing, if an account is more than two weeks late, try sending a friendly reminder letter. In most instances this will remedy things, but if it doesn't you should send a sterner request for payment. After a period of 90 days, if you haven't heard or received payment from the client, a final notice should be sent stating that if payment is not made within seven days, service will be interrupted, and any equipment will be removed.

Turning the matter over either to a collection agency, or an attorney should really be your last alternative. While both work well, they cost you money.

Collection agencies will retrieve any monies owed you, but keep in mind that their fees are often 25% and higher of whatever they manage to collect for you.

Also, before you decide to take an overdue account to court, consider the time and money you will be investing. Unless you just want to prove your point, the money you may retrieve may well be offset by legal fees, and lost business while you pursue this matter.

All told, your best bet is to stay on top of billing and keep an eye on your operations. While \$60 due from one client may not seem to worry you, 60 accounts each owing you \$60 is another matter. It's your business. You hold the reins. Know when to pull them in a little.

Ray Allegrezza

BULLETIN BOARD

Five new sound systems are described in brochure AS-80, recently published by *Argos Sound*. Intended for small or medium sized requirements, each system includes an amplifier, microphone and sound columns. Argos defines each system's capabilities in terms of audience size, sound projection distance, room configuration and type of sound required.

Circle No. 125 on Reader Inquiry Card

More than 250 **land mobile antennas** in every professional frequency range from low band to 800 MHz, including more than two dozen models introduced since previous publication, are described in a new trade catalog just released by *The Antenna Specialists Co.* Complete technical specifications, including radiation patterns are provided in a compact new format, indexed by frequency and antenna type for quick reference.

Circle No. 126 on Reader Inquiry Card

A free, full-color, 40-page catalog describing **educational programs and test instruments for schools**, industry, government and self-instruction, has just been published by *Heath Company*, Benton Harbor, Michigan. This edition details course information on 17 complete self-instruction and group instruction college-level programs in electronics, microprocessors, automotive, and computer programming. Information on experimental trainers for laboratory sessions is also supplied. The catalog also features product descriptions and specifications on more than 40 available test instruments, including: oscilloscopes, power supplies, chart recorders, signal generators, and TV service instruments. Programs listed in this catalog are offered by Heath/Zenith Educational Systems, which is a licensed school in the State of Michigan, and is accredited by the National Home Study Council. Selected programs presented in the catalog are accredited for Continuing Education Units (CEU), a nationally-recognized way of certifying non-credit adult education.

Circle No. 127 on Reader Inquiry Card

"**Solid State Design**", published by the *American Radio Relay League*, is a soft cover book written for the radio amateur,

electronics technician, or engineer interested in extending his/her theoretical understanding and practical application of solid state devices for communications equipment. Detailed in its 256 pages are such topics as advanced receiver design concepts, test equipment, accessories and portable radio gear. Mathematics has been kept to a basic engineering level. Charts, graphs, tables, schematic diagrams and photographs support the text. Authors Wes Hayward and Doug DeMaw have a combined 50 years of experience in the fields of Amateur Radio experimentation and technical communication. The price is \$7.00 in the United States, \$8.00 elsewhere. For the person who is just beginning to explore the functions of solid state devices there is *Solid State Basics*, a beginner's course in electronic theory that takes a learn-by-doing approach. With the information contained in these 159 pages excerpted from QST, a person with limited electronics experience can learn to build a digital volt meter, audio amplifier and frequency counter. The price is \$5.00 in the United States, \$5.50 elsewhere. Both books are recommended by the editors of ET/D for anyone needing such information. *Solid State Design* has been available for a while and we have found it to be a most exciting, practical, book for one interested in the design and construction of solid state radio equipment—a fascinating book.

Circle No. 128 on Reader Inquiry Card

The latest catalog of **test jigs and adapters**, tuner subbers, CRT brighteners, and sound system equipment is available from *TeleMatic/Magna Sound/Polaris*. This catalog describes three TeleMatic test jigs, solid state adapters, yoke and convergence adapters and other accessories, indexes the yoke and convergence adapters and also includes information on brighteners, tuner subbers, HV repair parts and Magna Sound amplifiers, speakers and tuner. See your distributor or check the reader service number.

Circle No. 129 on Reader Inquiry Card

A 16-page brochure, "**BiMOS/BiFET Comparison**," comparing performance characteristics for operational amplifiers involving bipolar-MOS (BiMOS) and bipolar-field-effect-transistor (BiFET) technologies is now available from *RCA Solid State Division*. The booklet uses the industry-standard 741 op amp as a base reference for comparisons and stresses such parameter improvements as input offset current, input bias cur-

rent, input offset voltage, slew rate, bandwidth, input impedance, output swing capability, zero standby current consumption, and supply voltage range. The comparison chart for each parameter identifies specific test conditions for the nine RCA BiMOS op amps, two TI BiFET op amps, and four National BiFET op amps involved in the tests.

Circle No. 130 on Reader Inquiry Card

Visua! Information Institute (VII) has recently published a guide for the application of **television test instruments** to various TV systems. Topics covered include Standards and Common Practice, selection of scan rates, specification of resolution, and other technical notes. The application of various test patterns is discussed, and a brief summary of the features of various test instruments is included.

Circle No. 131 on Reader Inquiry Card


A new "**Power Measurement Handbook**" is now available from *RFL Industries, Inc.* The twenty-seven page publication covers electrical power measurement instruments and their applications. The use of digital, analog, electrodynamic, electrothermic and other types of single and polyphase instruments is described in six chapters. Ac, dc and reactive power measurements are discussed with more than two-dozen diagrams and photographs used to illustrate the text. Nineteen formulas covering almost all aspects of power measurement calculations are provided. A description of RF's broad line of power and electrical instrumentation is also included.

Circle No. 132 on Reader Inquiry Card

A directory of the consumer video industry containing information on about 125 companies offering video products and services to the users of home video products has been recently published by *Video Magazine*. Intended to be the first annual *Video Industry Directory* this volume gives basic information on television and video recorder manufacturers, video tape producers and distributors, MATV equipment manufacturers, anyone involved in consumer video. It also lists their executives and their advertising agencies. It lists trade and consumer video publications, and includes a glossary of video terms and a short history of home video. *Video Industry Director* should be a useful reference for those seeking sources of products or seeking to market to the industry. **ET/D**
Circle No. 133 on Reader Inquiry Card

You'll find **MORE** in wiring components at a Sprague Q-LINE™ Distributor

The next time you visit your Sprague distributor, look for the Q-LINE wiring component display. Here, you'll find it's easy to select exactly what you want in solderless terminals and wiring component accessories . . . shrink tubing, cable ties, cable clamps, terminal blocks, butt connectors, bullet connectors, quick-splices, end-caps, soldering aids, wiring tools, and component assortments. Everything is logically arranged for quick location.



**JUST ONE OF DOZENS OF PRODUCTS
THAT CAN SAVE YOU TIME EVERY DAY.**



PINCH 'N' SEAL™ TUBING ASSORTMENT: Useful every day. 24 pieces in 4 frequently-needed sizes. Provide ideal insulation and strain relief for end cap terminations, worn wiring, component breakouts, fragile components, etc. Tubing made of dual-wall polyolefin. When heated, inner wall melts to form seal while outer wall shrinks to skin tight fit.

For detailed information on all Q-LINE products (capacitors, switches, chassis boxes, optoelectronic devices, DIP/SIP components, resistors, wiring components, etc.) write for 40-page Catalog C-652 to Sprague Products Co., Distributors' Division of the Sprague Electric Co., 65 Marshall St., North Adams, Mass. 01247.

Where MORE is more than a promise.



a subsidiary of **GK Technologies**

Circle No. 116 on Reader Inquiry Card

Solid state transient suppressors

Protecting semiconductors

Transients can be disastrous in MOS and computer circuits. Here are some of the devices that can minimize their effects.

By Bernard B. Daien

Transients were just annoyances in the vacuum tube days, primarily causing disturbances in the performance of electronic equipment. With the advent of bipolar semiconductors, reliability was seriously affected. Now that MOS technology is proliferating, the threat to reliability is reaching very serious proportions.

With the new automobiles crammed full of MOS integrated circuits . . . voltage regulators, solid state ignition systems, engine control computers, and more . . . all in a terrible transient environment . . . the problem of transients takes on new dimensions.

The government has compounded the transient crisis by adding new regulations to reduce radio frequency interference . . . and transients cause RFI.

These factors, taken together, have forced new equipment designers to incorporate transient suppressors in the designs . . . and the older equipment is often fitted with transient suppressors too. As a result, manufacturers are responding to the need with more transient suppressors, which work on both natural, and man-made transients. The telephone companies have been effectively using transient suppressors for years. This article covers solid state

transient suppressors, and their applications, in a practical way.

Now you see it, now you don't!

One of the most difficult things about troubleshooting transient caused problems is that you seldom see the cause. Transients can be so fast (in the nano-second region), that most oscilloscopes either cannot display them because of lack of bandwidth, or else cannot be synced to the transient. Transients often are not regularly repetitive, and may not be present when you are looking for them . . . and, again, the transient may be hidden under other signals which tend to act as "camouflage." The end result is the same, however, . . . you never see the transient . . . you only see the result!

In order to give you some "feeling" for the transient problem, data has been accumulated proving that transients in a typical home, wired for 120 volt outlets, run to over 5000 volts! Automobiles of popular manufacture, with 12 volt battery systems, also have transients of hundreds of volts on the 12 volt line! (If you happen to live near a heavy industrial area, the problem can be even worse, insofar as your home transients are concerned.)

Why solid state?

Transient suppressors come as a variety of devices, among them gas discharge tubes which are similar to neon tubes. Nothing happens until a certain voltage level is reached, then the gas ionizes, the internal resistance drops to a very low value, and heavy current flows. These devices do not operate until a fairly high voltage (around 65 volts) is reached, which

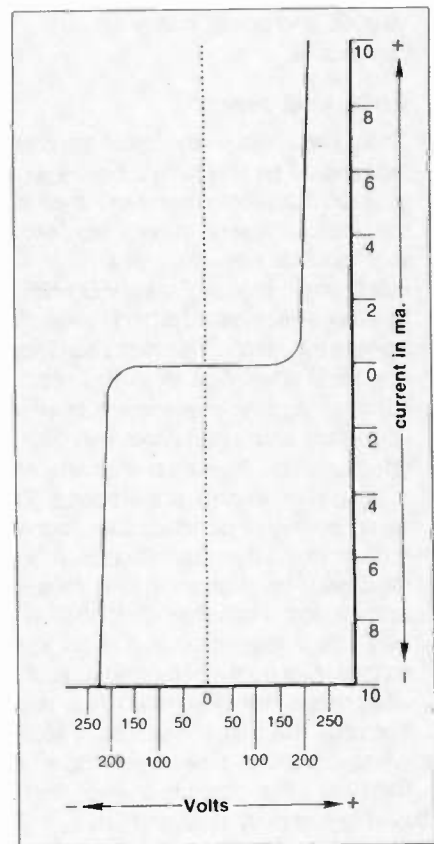


Fig. 1 Voltage versus current characteristic curve of a metal oxide varistor transient suppressor, showing symmetry which permits operation on both dc and ac.

makes them less useful for the protection of low voltage semiconductors, like high frequency transistors . . . or for the protection of transistor base/emitter junctions (inputs). It also takes the gas discharge tube milliseconds to deionize, once it has ionized, and this may be a problem when quick recovery is essential.

Gas discharge tubes do have their

place, and can be used effectively in many situations, however we are not discussing them at further length, since this limited article is primarily devoted to the solid state suppressor.

The solid state suppressors are very fast, operating and recovering in less than a microsecond. Like the gas devices, the solid state suppressor is light, compact, easily applied, and inexpensive. It does not tend to generate "ringing" (damped oscillations) like the inductance/resistance/capacitance networks often used to reduce transients. Also, it does not tend to extend the duration of a transient, the way "damping diodes" do. Thus the solid state transient suppressor is ideal for modern semiconductor circuit applications. It is, in fact, quite often designed for such use, being made available in a wide range of voltage, current, and power handling capabilities.

Fact and fancy

There are some myths about transients that should be laid to rest before we proceed. It has often been assumed that the use of a "good" transformer, with a well regulated design, and an electrostatic shield (Faraday Shield) between windings will provide protection against transients. This is not so. There are some special transformers with internal magnetic shunting action, which do reduce some transients very effectively, but these transformers are "Voltage Regulating" transformers. The usual power, or isolation, transformer does not have this characteristic. A "well regulated" transformer simply means, with the usual transformer, that there is very little voltage drop in it at full load current. As a matter of fact, since such a well regulated transformer has a larger iron core, it is capable of storing MORE energy, and will generate a bigger transient if the circuit is opened, or the load is suddenly reduced! The electrostatic shield is effective only against static fields, and not magnetic coupling. Thus, a good, well designed transformer often generates bigger

transients!

The reason for this is fundamental. Inductors store energy in the magnetic field, which exists only as long as current is flowing through the inductor. If the current is interrupted, or suddenly reduced, the field collapses, fully or partially, returning stored energy to the circuit. This energy has to be dissipated somewhere. If the circuit is opened, the voltage will continue to rise across the open circuit, until an arc develops, or something breaks down. (The current flowing in the arc so produced is equal to the current that was flowing through the inductor at the moment of circuit interruption, providing of course that the magnetic core was not saturated). This is the principle of spark coils.

It should be carefully noted that such discharges often produce a damped oscillation, which results in both POSITIVE AND NEGATIVE polarity excursions! That means, in simple language, you had better have transient protection for both "up" and "down" transients! The solid state suppressors can provide such protection.

Repeated transients, which may at first only arc "across" the surface of insulation, eventually erode, char, or decompose the insulation to the point where it loses much of its insulating properties, and eventually breaks down completely. We say that this breakdown is "time dependent," because it takes a while for the transients to do their dirty work. Moral: "Don't assume that fifteen minutes on the bench is an adequate test for a piece of equipment that has suffered from transient induced failures.

Another myth is that fuses can provide protection against transients. The fact is that they often make the problem worse. Here's why . . . let's assume that a transient has just occurred, causing higher than normal voltage, which in turn is causing the fuse protected circuitry to draw higher than normal current. The fuse opens, INTERRUPTING A HIGH CURRENT SUDDENLY! If there is any inductance in series, such as a filter choke, power transformer, isolation

transformer, audio transformer, noise filter, etc., the voltage will rise, as previously described, until something arcs, or fails, or degrades. (Magnetic relays are offenders in this respect, as are deflection transformers, and other iron cored components we tend to "overlook.") In this case, and others like it, the fuse opening actually helped to "finish off" the destruction.

A great deal of electronic equipment today is never turned off . . . from "instant on" TV sets, to huge computers. Such equipment is a sitting duck for line transients . . . 24 hours a day, 365 days a year, the equipment gets socked with every transient coming down the line, via ac power input, antenna input, telephone line input, and even the ground bus! Mother nature can deliver a real wallop, by direct lightning hits, induced charges from passing clouds, or hits on the lines many miles away. (People in metal hulled boats have been shocked by the effects of lightning hitting the water some distance from the boat . . . and you couldn't ask for a better ground than water, according to most texts!

By now, the reader should be realizing that in many cases we simply cannot control the source of the transient or the route of the transient . . . and that some protective devices may sometimes actually make the situation worse. Which is why we now have the transient suppressor! To fully realize the impact of transients in present day equipment, permit me to refresh the memories of those among you who were in the automotive electronics repair business in the past. Do you remember a little device called a "spark plate," built into auto radios years ago? That was designed to arc over on the really big transients . . . a sort of "spark gap" transient suppressor. Now, think. We just stated that things have gotten worse since then, both in transients generated in autos, and in the susceptibility of the solid state devices!

Fortunately the automobile industry, and its suppliers, are now starting to incorporate transient suppressors in equipment, in order to avoid in warranty repair costs. General Electric has been making transient suppressors for years, Motorola is now in the business in a bigger way, and General Semiconductor has been manufacturing their TransZorb devices for several years now.

Different types

There are different types of transient suppressors. One type is basically a zener diode . . . with some

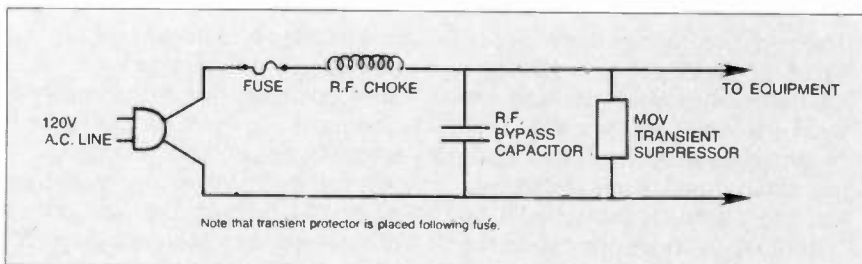


Fig. 2 Typical use of solid state transient suppressor, for protection against ac line transients.

modifications to optimize performance for transient suppressor applications. Normally, the zener conducts a steady, or varying, direct current. The ratio of average power dissipated, to peak power dissipated is quite low. Thus a ten volt, ten watt zener, would ordinarily handle a maximum of one ampere, steady state dc current. The chip inside the zener package would be quite small for this current level, and the connecting wires between the terminals and chip would be of very small diameter.

When a zener is used as a transient suppressor, it handles very high peak voltages, which cause very high peak currents, and correspondingly high peak power. A transient suppressor the size of a power zener would be rated for peak powers running in the kilowatts! The internal interconnects have to be beefed up to handle surge currents in the hundreds of amperes!

A good example of this is Motorola's 1N5908, a six volt zener intended to protect digital logic power supplies. About the size of a half watt resistor, this little device can handle a peak power of eighty kilowatts at 100 nanoseconds derated to forty five kilowatts at one microsecond duration, ten kilowatts at ten microseconds, and 2 kilowatts at one millisecond! According to the published specifications for this device, it can handle repetitive pulses of 200 amperes, half square wave shaped, with a pulse width of 8.3 milliseconds (the period of a half wave at a 60Hz frequency), at the rate of 4 pulses per minute! Now that is a lot of transients, with a lot of power. (240 transients per hour.) The zener avalanche is very fast, in the nanoseconds.

These devices are polarized. If it is necessary to clip transients with negative and positive polarities, back-to-back matched zeners can be ordered, or you can put two similiary rated zeners back-to-back yourself. (Usually matching is unnecessary for transient protection.)

The chip inside these zener diode packages is a silicon crystal, with uniform structure. The chip is mounted on the supporting package, and all the heat is generated in the chip itself, and then transferred to the package, and finally into the air (or heat sink, if one is used). This is doing things the hard way, but zeners have been around a long time, and the manufacturing techniques are already well established.

Another type of solid state transient protector is made by General Electric, under the name of "GE-MOV" Varistors. They are metal-oxide varistors. A

"varistor" is a voltage dependent, non-linear resistor. You have seen similar devices used in some of the degaussing networks in color TV sets, and in the voltage regulator networks for high voltage regulation in color TV sets that do not use high voltage regulator tubes, using instead horizontal output tube bias variation.

Figure 1 shows the voltage versus current characteristic curve of a transient protector MOV. You will notice that it resembles two zener diodes, back to back, and therefore is effective against both positive and negative going transients. What the curve does not show is that, unlike the zener, the MOV has a small but definite current through it, even at low voltages. The zener has a knee, and below that knee, conduction is negligible for most purposes. Not so with the MOV. There is a small, but definitely not negligible current, well below the knee, and this current increases at an exponential rate as the voltage is increased. The rate of increase can be equal to the fiftieth power of the voltage, or even higher! The MOV is very fast, going into conduction about as fast as the zeners.

A one inch diameter MOV, closely resembling a disc capacitor, can handle a RMS applied voltage of one thousand volts, and conduct almost 3000 amperes for 10 microseconds or less . . . that's real power! (Half square wave, single transient.) At one millisecond duration this device, the V1000LB160, can still handle peak currents of about 90 amperes at 1000 volts . . . still nothing to sneeze at! Despite this, the MOV has an average life in the millions of hours . . . so it can be considered as reliable as any other semiconductor for all practical applications.

The method of construction of the MOV is quite different from that of the zener. Those old timers who recall the copper oxide instrument rectifiers of bygone years . . . or the selenium power rectifiers of post World War II era, or, more recently, the selenium high voltage "stick" rectifiers used in color TVs, have seen some forerunners of the MOV devices. (By the way, you might remove the end cap of one of those selenium stick rectifiers. A bunch of little individual "plates" will tumble out. The stick is nothing but a lot of selenium plates stacked in series to achieve the desired inverse voltage rating. You can use them for a lot of interesting experiments. They make excellent clippers for audio use.)

These devices are NOT single crystals. The selenium rectifier is made

of a coating on an aluminum plate. This construction spreads the heat over a wide area, and enables quite a bit of power dissipation. The copper oxide rectifier is also made of plates, of copper, with an oxide of copper formed on one side of each plate . . . again, not a single crystal device.

The MOV greatly resembles a ceramic disc capacitor in construction. A ceramic disc has a conductive coating applied to each side of the disc, to which the leads are attached. An insulating coating is then applied over the entire device. The ceramic disc contains metallic oxides pressed into shape under high heat and pressure.

The thickness of the disc determines the voltage rating. The diameter (area) of the disc determines the current that can be handled. The electrical characteristics can also be modified by varying the composition of the mix of which the ceramic disc is made.

Which to use?

The zener type of transient protector can be had in voltages down to six volts or so, and thus can provide protection for very low voltage semiconductor junctions. The MOV devices usually run above twenty volts, and are useful for many semiconductor power supply voltages. The MOVs can handle more power and current in most devices. Both zeners and MOVs are fast enough for semiconductor protection, both are long lived, and both are small, light, and inexpensive. One important advantage of the MOV is that it can be used on either dc or ac, since it is a symmetrical device. Zeners must be used back to back in order to work on ac, but they can be ordered that way. Zeners are generally limited to about 200 volts maximum, while MOVs are made up to 1000 volts rating.

Using transient protectors

The two types of transient protection devices we have just described . . . avalanche "zeners," and MOVs are essentially constant voltage devices. Above a certain level the transient conducts, but at lower voltages no conduction occurs. It is important to note this because there are other devices used for transient protection which have a certain "striking voltage," causing them to conduct, and once conducting, the voltage drops towards zero. Some examples of this would be gas discharge tubes, SCRs used as "crowbars," and, surprisingly . . . spark gaps! As you can understand, such devices have to be

applied differently.

Another factor to be considered when using transient protectors, is cost. In many cases, adding a transient protector can actually reduce the cost of parts in designing a circuit, or repairing a circuit. Think about rectifier costs, as one example. High voltage rectifiers cost more than low voltage rectifiers. It is common practice to use 1000 volt rectifiers routinely, since experience has demonstrated they "stand up better" than 600 volt rectifiers. On a 120 volt line, the line may go as high as 130 volts, the peak will be about 185 volts, and the peak-to-peak or maximum inverse voltage would then be 370 volts. So why not use a 600 volt rectifier, with over 50% extra safety factor? Well, the fact is that transients usually wipe out the 600 volt unit. With full wave single phase we are talking about using two rectifiers, in a bridge four rectifiers, and in three phase systems six rectifiers! The transient protector also enables us to use lower voltage capacitors, transistors, etc. The money so recovered often exceeds the cost of the suppressor, and the increased reliability avoids in-warranty repair costs.

The transient suppressor also reduces, or eliminates, radio frequency

interference (RFI), since it reduces transients, and the oscillations resulting from transients, and because it is fast enough to control impulses of extremely short duration (RF). This reduces the amount of LC filtering required to bring RFI down to acceptable levels.

Zeners and MOV devices cannot be used in parallel to increase power handling ability, but they can be used in series, providing that the power dissipated in each device does not exceed the rated value. This can be done most easily by using devices of the same type and the same voltage rating, thus avoiding the need for calculations.

It should be pointed out that the transient problem has occurred before . . . and it was really a bad one. When silicon rectifiers and germanium rectifiers replaced the selenium rectifiers in use after World War II, transients were a frequent cause of rectifier breakdown. At that time some rather elaborate schemes were devised for reducing transients, with varying degrees of success. It seems the older selenium units had very good transient immunity, acting much the way transient suppressors do. Unfortunately the selenium devices had a fairly short life under load at moderately high

temperatures. They were also affected by various chemical fumes . . . otherwise they would have remained popular as transient suppressors.

It is often essential to know what kind of semiconductor you are trying to protect. For example, in low voltage, high current applications, the forward drop of a rectifier diode may be an appreciable percentage of the supply voltage, as in automotive use, on a twelve volt battery system, the forward drop of one to two volts in a conventional silicon diode may not be acceptable efficiency. It is common to use Schottky diodes, which look exactly like a silicon diode, but have a lower forward drop. Unfortunately, Schottky diodes do not have much reverse voltage rating (usually less than 600 volts) and are particularly susceptible to transient induced breakdown. Certainly you would want to know this if you are trying to set up transient protection.

A nice feature of transient suppressors is the tremendous peak current capability . . . which makes them useful right across the ac power line . . . but that raises another problem . . . the suppressor can cause the house fuse to blow, which is inconvenient. The way to get around this is to put the suppressor in the circuit following the fuse, as in Figure 2. Notice that the fuse, and the conventional LC line interference filter, provide a small but useable impedance to help limit the peak current, and that the equipment fuse will open before the house line fuse blows.

I find it good insurance to add transient protection to home electronics equipment that has had a history of semiconductor failure, particularly in the case of line operated TVs, etc., which do not use a power transformer. In such cases, if the equipment does not have a line RF choke, I add one, as in Figure 2. The customer is charged for the added parts, of course. Automotive, marine, etc., installations should always include transient suppressors as part of the job.

One word of caution . . . you cannot add transient protectors where the capacitance will detune circuits, etc. They are not suitable across tuned circuits of high Q, or across high frequency networks such as video amplifiers, or IF amplifiers. They can be placed across such stages on the supply leads, or in other ways to provide effective transient protection without disturbing the circuit operation. You may have to think a bit about just where you want to connect the suppressor, but in the vast majority of jobs you will have little trouble finding a suitable hookup.



Consolidated Electronics, Incorporated

TOLL FREE 1-800-543-3568
IN OHIO CALL COLLECT
1-513-252-5662

POPULAR TV PARTS EQUIVALENT TO ECG®

- 238 \$ 2.39 (10 or more)
- 500A \$11.95 (each)
- 523A \$13.95 (each)
- 526A \$17.95 (each)

Turntable belts fit:
PIONEER, SANSUI,
KENWOOD, JVC, and
many others as
low as \$1.65 (each)

Ask for complete belt cross-reference manual.

**Speaker Re-coning 48 HOUR return on
JBL, EV, ALTEC and CERWIN-VEGA**

® ECG is the Registered Trademark of Sylvania


Circle No. 103 on Reader Inquiry Card

An Extraordinary Offer to introduce you to the benefits of Membership in

ELECTRONICS BOOK CLUB

invites you to take
this 1,442-page
Computer Library
for only

\$ **2** ⁹⁵



You
Get **ALL**
FIVE Of These
Huge Books
For Only
\$2.95

Troubleshooting Microprocessors And Digital Logic

A complete guide to modern microprocessor microcomputer troubleshooting and servicing that shows you how to do it all... how to understand and troubleshoot digital/logic and microprocessor circuits, how to dig into their operating systems, and how to locate and repair problems quickly and easily. You'll learn about binary codes, system interfacing, input/output devices, flowcharts, using oscilloscopes, logic probes, etc., when troubleshooting, testing, and repairing TTL logic gates, clock pulses, random-access memories, CPU's, VCR's, videodisc players, complete minicomputer systems like the TRS-80, TV games, TV tuners. 308 pps., 229 illus. List \$12.95.

Handbook Of Microprocessor Applications

How to use microprocessors in a wide variety of applications... Including interfacing and using machine language programming! Clearly explains and examines the concepts crucial to the use of microprocessors and fully details every phase of logic and machine decisions: Boolean algebra, the truth table, OR, NOR, AND and NAND functions, etc. Learn to document and analyze a problem, locate any given step, calculate forward jumps, use timing loops, calculate delays and more. State machines, input/output function, data buses, ROM and RAM. This book is practical... and focuses on the how-to of using microprocessor chips. 308 pps., 94 illus. List \$14.95.

The BASIC Cookbook

A complete dictionary of all BASIC statements, commands, and functions—with programming examples and flowcharts—thoroughly defines the BASIC vocabulary, illustrates the definitions with sample programs, and clarifies the programs with matching flowcharts. You'll learn how to use each BASIC term in a workable program. ARRAY, COS, END, FOR-TO, GOSUB, INPUT, LIST, RANDOMIZE, REM, SCRATCH, SGN, SQR, TAN. It also defines programming terms that apply to APL, ALGOL, COBOL, FORTRAN, RPG, PL 1, and other languages. 140 pps., 49 illus. List \$7.95.

PASCAL

A programmer's guide to using Pascal. Tiny Pascal and Supersoft Tiny Pascal... including actual programs and helpful exercises! Starting with how to load a Tiny Pascal cassette into a TRS-80 system, goes through all the steps necessary to become proficient in this new language. Learn to read syntax diagrams; use WRITE statements to print characters and do TRS-80 graphics; enter integers with READ statements; use logic with AND, OR and NOT, etc. You'll also find out how to put together complete READ and WRITE programs, and use repetitive (looping) statements to write unending loops... plus how to "goof-proof" entries. 350 pps., 106 illus. List \$15.95.

1001 Things To Do With Your Personal Computer

Over 1,000 time-saving, money-saving, effort-saving and just-plain-fun applications—with actual programs, printouts, flowcharts, diagrams and illustrations. Twelve Chapters contain programs for any use and taste, and applications for everyone: business and financial, mathematical, technical and scientific, educational, statistical, control and peripheral, hobbies and games. Includes a shorthand translator, weather forecasting, precise values for camera settings, animated films, model railroads, controlling household devices like wood stoves, Morse code, almost 100 games. 336 pps., 100 illus. List \$12.95.

- ✓ Only \$2.95 for ALL FIVE!
- ✓ Regular List Price \$64.75
- ✓ Top-Quality Hardbinding
- ✓ Contains the very latest info on computers!
- ✓ Over 500 illustrations
- ✓ Contains over 275,000 words
- ✓ 1442 data-packed pages

Let us send you this 5-volume, 1,442 page Computer Library as part of an unusual offer of a Trial Membership in Electronics Book Club.

Here are quality hardbound volumes, each especially designed to help you increase your know-how, earning power, and enjoyment of electronics and computers. Whatever your interest in electronics/computers, you'll find Electronics Book Club offers practical, quality books that you can put to immediate use and benefit.

This extraordinary offer is intended to prove to you, through your own experience, that these very real advantages can be yours... that it is possible to keep up with the literature published in your areas of interest, and to save substantially while so doing. As part of your Trial Membership, you need purchase as few as four books during the

coming 12 months. You would probably buy at least this many anyway, without the substantial savings offered through Club Membership.

To start your Membership on these attractive terms, simply fill out and mail the coupon today. You will receive the 5-volume Computer Library for 10-day inspection. YOU NEED SEND NO MONEY. If you're not delighted, return the books within 10 days and your Trial Membership will be cancelled without cost or obligation.

ELECTRONICS BOOK CLUB, Blue Ridge Summit, Pa. 17214

Facts About Club Membership

- The 5 introductory books carry a publisher's retail price of \$64.75. They are yours for only \$2.95 for all 5 (plus postage/handling) with your Trial Membership.
- You will receive the Club News, describing the Current Selection, Alternates, and other books, every 4 weeks (13 x a year).
- If you want the Selection, do nothing, it will be sent to you automatically. If you do not wish to receive the Selection, or if you want to order one of the many Alternates offered, you simply give instructions on the reply form (and in the envelope) provided, and return it to us by the date specified. This date allows you at least 10 days in which to return the form. If, because of late mail delivery, you do not have 10 days to make a decision and so receive an unwanted Selection, you may return it at Club expense.
- To complete your Trial Membership, you need buy only four additional monthly Selections or Alternates during the next 12 months. You may cancel your Membership at any time after you purchase these four books.
- All books—including the introductory Offer—are fully returnable after 10 days if you're not completely satisfied.
- All books are offered at low Member prices plus a small postage and handling charge.
- Continuing Bonus: If you continue after this Trial Membership, you will earn a Dividend Certificate for every book you purchase. Three Certificates plus payment of the nominal sum of \$1.99 will entitle you to a valuable Book Dividend of your choice which you may choose from a list provided Members.

ELECTRONICS BOOK CLUB

Blue Ridge Summit, Pa. 17214

Please open my Trial Membership in ELECTRONICS BOOK CLUB and send my 5-volume Computer Library, invoicing me for only \$2.95 plus shipping. If not delighted, I may return the books within 10 days and owe nothing, and have my Trial Membership cancelled. I agree to purchase at least four additional books during the next 12 months after which I may cancel my membership at any time.

Name _____ Phone _____

Address _____

City _____

State _____ Zip _____

(Valid for new Members only. Foreign and Canada add 15%.) T-1280

Circle No. 104 on Reader Inquiry Card

A computer for the service dealer

What can it do?

The manager who manages the activities of several technicians, is responsible for an extensive parts inventory, who has a payroll to make out, bills to pay, bills to collect, all the paper work problems of a business, may need a better way to do things. A computer might be the answer. If you are interested, here are some of the things one can do for you.

by William Joseph

With the exception of oxygen, it's the most common element on earth. When you were a youngster, there's a good chance that it fooled you into thinking you had discovered silver or gold as it glistened playfully at you from inside a newly-found rock. You or your technicians come into contact with it every day.

What is it?

If you said silicon, go to the head of the class. That same material used in all those rectifiers and diodes has teamed up with modern micro-technology to produce those tiny chips that play such a big part in the life of anyone involved in electronics today—and which are the heart and soul of that family of new microcomputers that are now helping to run thousands of small businesses.

A chip small enough to rest on the tip of your finger contains as much computer power as one of those early "electronic brains" that filled an entire

room and cost a million or more of yesteryear's dollars—at one-thousandth of the original cost.

But enough of this technical talk. The important question is whether a service dealer—even a very small one—can make profitable use of this latter-day miracle.

Here's what service dealer Ed DeAngelis of Huntingdon Valley, Pa. has to say on the subject. "How else can you get all the information you need to run a service business today? You can hire someone at \$10,000 per year or more, or you can get yourself a computer to do the work at less than half that cost."

Ed is referring to cost-effectiveness, a fancy term for a simple idea with which you are already very familiar.

You know, for example, that once a given piece of test equipment can be shown to improve efficiency and productivity, it's smart to buy it. According to one trade association estimate, if a test instrument can save one minute of a technician's time per job, it's worth \$1,000. More and more service dealers are coming to feel that the new family of small business computers are now in that class.

In order for you to determine whether it would be cost-effective for you to own your own computer, you've got to know two things: How much will it cost, and what will it do for you? First things first.

How much will it cost?

The cost barrier was broken in September of 1977 when Radio Shack made what was, if not the first, the most widely publicized introduction of the so-called personal computer, the Model TRS-80. The price was \$599. (In keeping with the continuing

improvements in manufacturing technology in this field, the price has since been reduced to \$499.) More than 150,000 TRS-80's have been sold.

It became quickly evident, though, that computers of that capacity were sorely limited in applications for even the smallest of businesses. American ingenuity being what it is, a host of manufacturers, including Radio Shack, have set to work to fill the gap. As a result, service dealers considering the purchase of a computer can shop in a price range that extends from \$499 to about \$30,000 with stops at almost every point in between.

With today's high cost of money, most small businessmen are opting for a lease arrangement rather than an outright purchase. According to Dick Ott, President of S.B.S. Computers of Mt. Laurel, N.J., the smallest system, complete in every detail and capable of performing all the functions required by a typical service dealer, would run in the neighborhood of \$16,000 to \$17,000. On a lease basis, such a system would probably cost the dealer about \$400 per month.

One arrangement gaining in popularity is the lease/purchase plan. At the end of the lease period, an additional payment—usually about 10% of the original cost—transfers ownership of the equipment to the user.

In addition to Radio Shack, such well known manufacturers as Texas Instrument, Apple, Data General, Digital Equipment, and even the venerable giant IBM are scrambling for a share of the relatively untapped small business market. Currently, IBM is aggressively advertising its Model 5120 at under \$13,000.

Companies like these want your

business, and you can expect to see the competition get white hot in the months ahead.

Why such a wide range of prices? According to Dick Ott, it's no mystery. "You get what you pay for," he says.

In its most elementary form, a complete computer package for your business would consist of three parts.

1. Hardware
2. Software
3. Training and support services.

Hardware is easy to explain, and easy to buy. That's the actual computer machinery. The central processing unit, high speed printer, input keyboard, cathode ray terminal, and other equipment needed to make the system operate.

Software is the name given to the various programs designed to get the computer to do what you want it to do. Expressed another way, software is the pre-packaged instructions that tell your computer how to provide the specific types of information that you have said you need to run your business.

The best computer hardware made will be of no value to you without software that will guide it according to your needs. Says Ed DeAngelis, "A lot of companies sell perfectly good hardware. The real problem is getting good software appropriate to your business.

One computer programmer puts it a bit more bluntly. "Without proper programming," he says, "a computer is just a dumb hunk of iron."

Training and support are part of the services that are provided by computer systems companies such as S.B.S. Computers. According to Dick Ott, the average small businessman, even an electronically trained one, is confused about computers. He doesn't know where to turn to get reliable information on a practical system precisely correct for his business. "That's where we come in," he says. "We offer the small businessman a complete turnkey system. After the system is complete and installed, professional training and continued support is what makes it all go."

Obviously, a lot of people feel that there is a genuine need for a service such as this. Ott says that most of the business for companies like his come from referrals by the computer manufacturers.

Ed DeAngelis places a very high priority on the assistance of a systems company. According to Ed, a complete package, custom designed for your own service operation is the only way to go.




Fig. 1 Radio Shack's TRS-80 microcomputer system in use. Courtesy Tandy Corp.

"Also," he says, "don't let yourself be a guinea pig. Make sure that the programs offered to you have been tested and proven before you try to put them to work in your system."

Ed isn't alone in his concern for proper software. New Rochelle, N.Y. businessman Robert L. Hallock paid \$18,000 for a computer more than two years ago. It still isn't operational because of programming snags. Needless to say, Mr. Hallock is becoming a bit disenchanted.

In at least one case, IBM is reported to have made a complete refund to the purchaser of one of its \$12,000 computers when he was unable to get it programmed properly for his business after a full year of trying. While he was happy with IBM's fair treatment, he was still out about \$10,000 in programming fees.

Many systems companies are beginning to specialize in order to minimize problems of that sort. Computer Data Access, Inc. of Clifton, N.J., specializing in parts inventory systems, recently adapted its "Parts Handler" program for Valley Parts Distributors in Wayne, N.J. According to Richard Henches, Valley's owner, his old manual system of inventory control and billing was eating into his profits. Henches feels that the system designed for him by Computer Data Access is doing a fine job of invoicing and other clerical activities while keeping track of the 13,000 different part numbers in the computer.

Of course, not everyone agrees with the need for involving a third party when buying a computer, especially for a very small business. For anyone on a tight budget, there is a tempting assortment

of hardware and slickly packaged programs that are capable of doing some jobs quite nicely. And for those with the inclination and the time to learn, a certain amount of programming can be accomplished on a do-it-yourself basis. Needless to say, though, not everyone would be suited to such a project.

Radio Shack, in its bid to provide a complete computer package for use by the small businessman has recently introduced its TRS-80 Model II. The new version boasts twice the speed of the original and an expandable memory capable of two million bytes. (Byte is a term used to describe the capacity of a computer memory. One byte is roughly equivalent to one typewritten character.)

Of course, such dramatic improvements over the \$499 original don't come cheaply. Says Lewis Kornfeld, Radio Shack's president, "We're well aware that TRS-80 Model II purchases will average up to ten times the cost of Model I systems, and for the small businessman we're aiming at that's a lot of money."

As one of their recent ads observes, a fully equipped Model II system with all the trimmings costs less than a company car or truck; in other words, less than \$10,000.

However you say it, though, that's still a lot of money. In seeming deference to that fact, Radio Shack recently announced its own leasing program in order to make it easier to buy their product. The number of manufacturers offering similar enticements is growing rapidly.

What will it do for you?

Despite the pervasive influence of computers in our lives, many of us do not




Fig. 2 Ed DeAngelis "talking" to his Texas Instruments computer system.
Photo by the author.

yet seem to have a clear idea of where a computer might fit into our operations, and just what it can do. Of course, it's no disgrace to be confused by data processing; while computers do involve electronic concepts, the field is highly specialized.

While an article such as this can do little more than offer a primer style explanation, it might help to do a quick run down.

In order to visualize its basic function, you can think of a computer as a giant filing cabinet; the larger the computer's memory, the more "storage space" in the cabinet. Any data that is now written, printed, or typed on paper can be stored in a business computer, much in the same way that it can be stored in an ordinary filing cabinet.

The difference, of course, is that all this is done without the paper. A computer system that can snuggle into a corner in a small office can store enough information to fill several rooms if it were printed on paper. Information and records are added to or subtracted from the computer memory by way of a typewriter-style keyboard which allows you to "talk" to the system.

When you want to retrieve information stored in the computer, you pass along your instructions through the keyboard. In this way, you can command the system to display the desired information on the cathode-ray screen, to print out a "hard copy" on paper, or both.

Couple this ability for the storage and retrieval of information with the computer's ability to perform complex mathematical computations and you will

begin to appreciate the almost unlimited clerical functions that can be done for you by a computer of sufficient capacity. For example:

Payroll. Virtually all of the manual computations and payroll records now being done by you or your bookkeeper can be done by a small computer. Just "tell" the computer how many hours Technician Jones worked last week and the computer will do the rest.

Inventory. How many of each part is on hand? Is it time to re-order? How many should be ordered? How many of a given part were used last week? Last month? Last year? In short, all of the statistical information you need to properly manage a repair parts inventory can be supplied by a computer working in conjunction with a proper program.

Plus such things as:
General Ledger
Accounts Receivable and Payable
Profit and Loss Statements
Balance Sheets

And a special bonus. With a custom-tailored program, your computer can supply you with meticulously detailed data on your service operations:

Technician Productivity
Not Home Percentages
Lack Parts Percentages
Cost-per-call
Mileage-per-call
Truck Operating costs

All of which can be analyzed on a technician-by-technician basis as well as by group averages for larger service

operations. How many individual functions your computer will be able to do for you, and how well and how quickly it can do them, all gets back to the price range from which it has been selected.

Does all of this require that you hire your own computer expert, or spend countless hours in painful study in order to learn how to operate your computer system? Not according to Ed DeAngelis.

While sitting proudly at his computer keyboard, Ed says, "It's so simple to operate, you wouldn't believe it. If I can learn to do it, anyone can." Then, even as I watched, Ed punched a few keys and almost immediately a report showing a number of parts that had reached the time-to-order quantity was printed and handed to me.

According to DeAngelis, his computer system computes gross profit on each technician, has helped to improve productivity in the entire organization, and is making a direct contribution to the bottom line. The hardware in his system was provided by Texas Instruments.

Of course, all of the things described in this article can be accomplished through the use of someone else's computer. That's called time-sharing, and would probably cost the average dealer somewhat less than buying or leasing his own system. Trade associations such as the National Association of Retail Dealers of America (NARDA) provide this service to many service dealers.

The opinion of many independent service dealers, though, is probably reflected by Jerry Rolnick, a Kearny, N.J. parts distributor who explains his decision to buy: "I wanted to have control of the situation. I don't want anyone telling me I can do nothing on the computer because it's Saturday or Labor Day."

If the idea of having your own computer sounds good to you, Ed DeAngelis sums up his experience with this advice:

1. Buy your hardware from a reputable manufacturer; computers need service, and when they're down, you'll need help quickly.

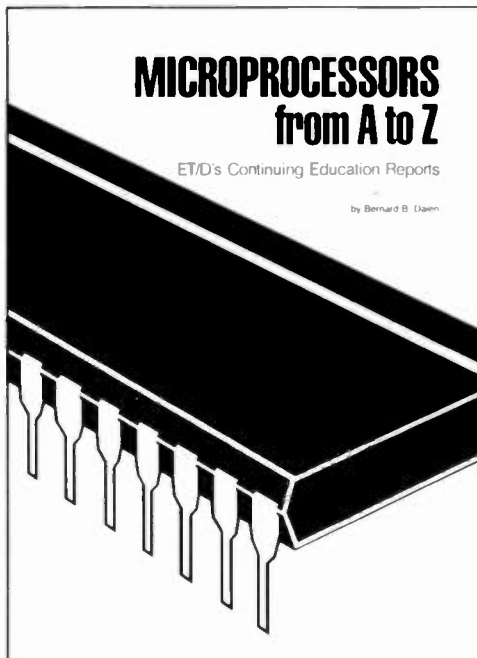
2. Try to get tried and proven programs. If at all possible, avoid being the first one to test newly-developed software.

3. Adequate training and support after the system is in place is vital. Make sure it's available before you buy.

A computer is not going to turn a poorly managed service business into a successful one. It can, though, help a good businessman to become a better one. **ETD**

MICROPROCESSORS from A to Z

by Bernard B. Daien



An introduction to the conceptual world of microprocessors-brought to you by the publishers of **ELECTRONIC TECHNICIAN/DEALER**

only \$9.95 per copy

YOU LEARN:

- What a microprocessor is
- How it works
- How to use it

AND . . .

- How to apply this knowledge when you're dealing with the installation, use, troubleshooting and programming of microprocessors

The optimum time to enter the world of digital electronics is now! Technicians who understand the microprocessor can literally take their pick of jobs in this expanding field. The demand is great for trained personnel. Let MICROPROCESSORS FROM A TO Z help you adapt to this evolving new industry.

A whole new world can open to you for only \$9.95. Order your copy of MICROPROCESSORS FROM A TO Z today!

**COPIES
LIMITED—**

**DON'T
DELAY!**

Microprocessors • Book Dept., One East First St., Duluth, MN 55802

YES! Please send me _____ copies of ET/D's MICROPROCESSORS FROM A TO Z at \$9.95* each. My payment is enclosed.

*Please add \$1.50 per order and, if ordering multiple copies, also add 25¢ per additional copy to cover postage and handling costs.

NAME _____

FIRM NAME _____

STREET ADDRESS _____

CITY _____ STATE _____ ZIP _____
We ship by United Parcel Service which does not deliver to P.O. Boxes.

PHONE NUMBER _____

SIGNATURE _____ DATE _____

Scheduled for publication on October 1, 1980. Orders will be fulfilled within 60 days of the publication date or within 60 days of the date of order if received after the publication date.

Hi-Fi auto audio

Some 1980 developments

Changes are occurring in car radios as they are in other facets of consumer electronics. Here Joe Carr discusses some of the things Delco has done to improve the sound of its 1980 offerings

By Joseph J. Carr, CET

One day in the late 50's, my large frame crawled across the front seat of a '55 Buick to check out the car radio; being the apprentice technician in the shop, R'N'R fell my way despite my size (sigh). Turning on the radio waiting for the tubes to heat up, and then tuning the radio; there was nothing wrong with the radio, but I did notice how good the sound was. I had been working on other models thus far, and had not yet seen these Delco Buick Sonomatics. The tone was almost as good as some of the Hi-Fi amplifiers that we worked on in that shop! Those radios used a pair of 12V6 power vacuum tubes in ultra-linear push-pull to drive a built-in 7, or 8 inch speaker.

But most car radios of that era, up through today, were dogs, tone-wise. They used Class-A amplifiers with high distortion and consumed immense amounts of dc power. Even when transistors came along, initially in the late 50's but for real in 1962, the circuit designers used class-A amplifiers with limited negative feedback. Some lower cost models had total harmonic distortion figures in the 5 percent range. The efficiency was terrible! A class-A single-ended amplifier is theoretically no more than 25 percent efficient. This means that a 10w output audio amplifier requires 40w of dc power!

By the late 60's, some Japanese and a very few American car radios were using push-pull amplifiers of one type or

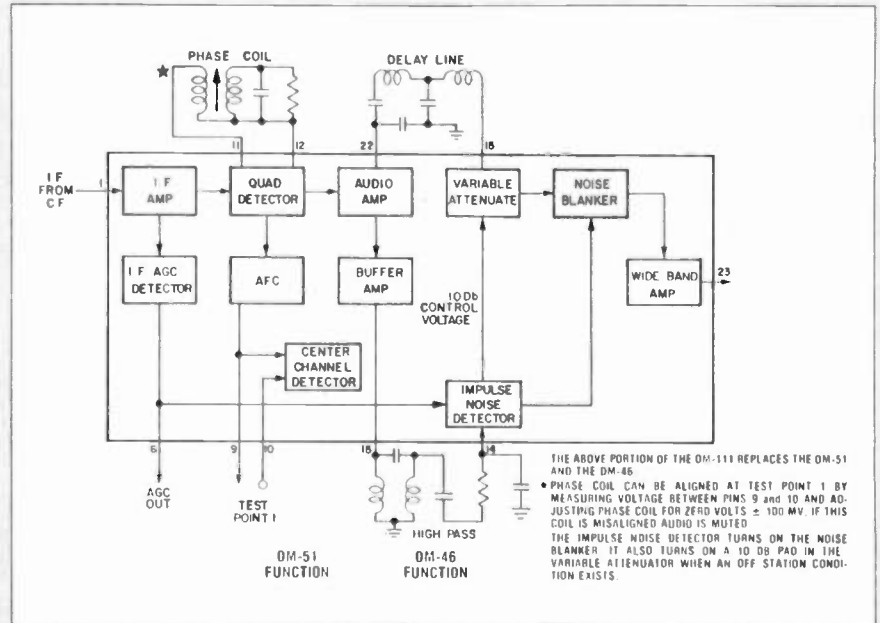


Fig. 1 Delco's DM-111 FM IF and noise suppression IC.

another. A class-B audio power amplifier can produce up to 78.5 percent efficiency. The total power dissipation for a class-B push-pull amplifier under zero input signal conditions is near-zero watts. Compared with the class-A amplifier, we find that 100 percent of the power is dissipated by the class-A under no signal conditions. This means that the transistors used in class-A single-ended amplifiers must be much larger than the transistors used in class-B push-pull amplifiers. The introduction of the class-B amplifiers reduced the physical size of the transistors, and increased the power output for any given level of A-lead current. It is interesting to note that Blaupunkt, Telefunken, and Becker Autoradio, the principle European manufacturers of auto radios, were using push-pull back in the vacuum tube days and never changed. This is one reason why "fine car" enthusiasts routinely ordered one of these manufacturer's products with their new

cars. Some U.S. makers used the same single-ended, class-A power amplifiers into the 70's as were used in the later 50's and early 60's! True, they made the preamplifiers in IC form, but the power amplifier remained the same.

But today, some new winds are blowing through the auto electronics field. Advances in audio circuitry have made it possible to offer power levels exceeding 100w (where 10w used to be a "big" auto audio amplifier), Hi-Fi levels of THD, and extra features such as graphic equalizers! Part of this advance is due to IC technology, which makes some of them possible in the first place, while the rest of the pressure comes from customers who demand Hi-Fi-like sound in their cars.

Never underestimate the power of that demand. I saw it initially in the early 60's when customers were first ordering FM car radios. They were simply not happy with the sound because it did not approach the sound produced by their new stereo units at home. Today, most

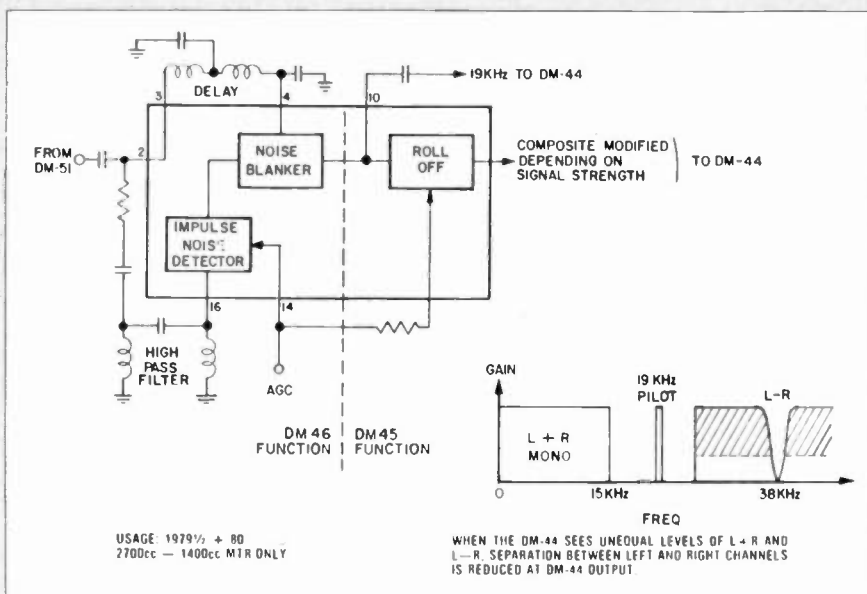


Fig. 2 The Delco DM-105 tick-filter/blend IC.

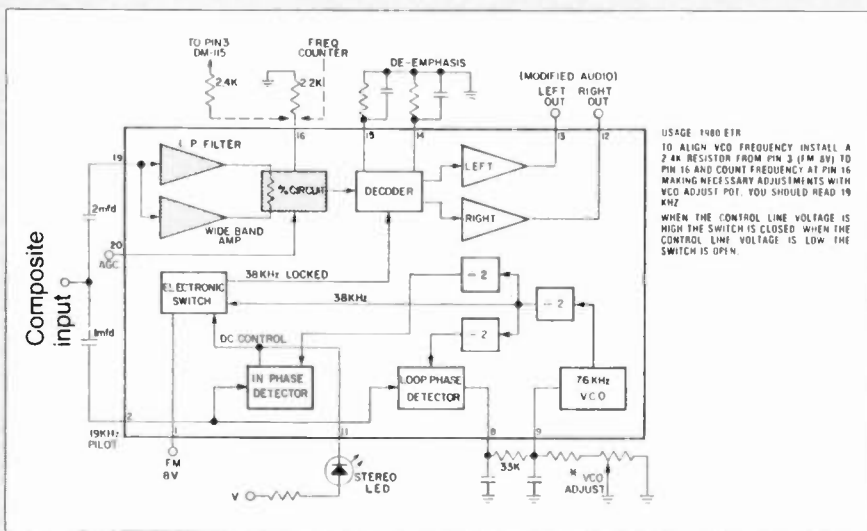


Fig. 3 Delco's DM-115 stereo decoder and blend IC.

car radios are stereo, and have THD figures more in line with what was demanded by customers for a long time.

Improved FM

Several problems have always aggravated FM auto audio customers. In the old days, all we could do was shrug, and curse the salesman that promised them the moon. But today, circuitry is available to reduce some of these problems.

One of the problems was impulse noise from spark plugs and other electrical sources. The common complaint was that "... told us that FM is noise free." This was strengthened by experience with home stereo equipment that was, indeed, noise free. But noise-free operation is guaranteed in FM receivers only when the signal level was sufficient to drive the limiter circuit into full limiting. The noise amplitude modulates the incoming carrier, so the

limiter can slice the noise impulses off the carrier without affecting the frequency modulation of the carrier. But, in auto radio situations, the vehicle would move about from one location to another, and this meant that it would see varying signal strengths. In many, perhaps most, locations the signal strength would be too low to insure noise free operation.

Another problem was that the stereo decoding would become noisy as the signal strength dropped. As you drive away from the station, the stereo will become noisier and noisier until it is almost unlistenable. But, note, the mono FM mode is still capable of producing listenable signals, even though the input signal is too low to provide proper stereo decoding.

Figure 1 shows the block diagram of a new detector IC used in the 1980 Delco (General Motors) FM stereo car radios. This IC contains a noise suppression

circuit. The input stage is an FM IF, which receives the bandwidth limited signal from the IF output of the FM mixer IC and crystal filter (CF). This signal is then passed internally to the quadrature detector (ICQD). The detector outputs two signals. One is the composite audio and the other is the AFC voltage. The composite signal is applied to an audio amplifier, from whence it is split into two paths. One path takes it through a delay line (external to the IC) to the signal input of an electronically variable attenuator stage. The other path is through a buffer amplifier, a high-pass filter, and an impulse noise detector.

The impulses of noise riding on the FM IF signal are predominantly high frequency in nature. The high-pass filter at the input of the noise detector, then, reduces the composite, and passes the noise impulses. These trigger the noise detector into two different operations. One is to turn on a 10 dB pad (i.e. the variable attenuator) that reduces the signal amplitude markedly during off-station operation. The second is to fire a pulse into the noise blanker. This stage will briefly turn off the audio path for the duration of the noise pulse, thereby eliminating the impulse in the audio signal passed to the outside world via the wideband amplifier.

Alignment of the phase coil is made easier by this circuit. The voltage between pins 9 and 10 of the DM-111 is $0 \pm 100\text{mV}$ when the radio is correctly tuned. The phase coil in the ICQD can be aligned to produce this voltage when the radio is tuned to a constant FM IF/RF input signal. Interestingly enough, a misaligned phase coil will mute the audio output.

The DM-111 is used in the electronically tuned FM-stereo receivers produced by Delco for 1980. But they make a version for the 1979 1/2-80 manually tuned AM/FM radios in the form of the DM-105 tick-filter/blend IC (Fig. 2). This IC contains two sections. One is the noise blanker section, which operates in the same manner as the noise blanker section of the DM-111 above. The second section is used to reduce the problem caused by low signal strength into the stereo decoder. The AGC signal applied to the rolloff section of the DM-105 is used to modify the composite signal according to the signal strength. When the signal is strong enough to produce good decoding of the stereo signal, then the L+R and L-R signals are passed full-strength. But, as the FM signal drops lower, the rolloff section will begin to reduce the amplitude of the L-R portion of the composite,

without reducing the L+R. This will reduce the stereo separation as the signal strength is reduced!

A similar function is provided by the new stereo decoder IC used by Delco, the DM-115. In this case, the blending of the stereo/mono functions as the signal level decreases is provided in the percentage circuit (shaded portion of Fig. 3). The composite from the FM detector is applied to two amplifiers. One is the wideband amplifier which amplified the L-R and L+R signals equally. The low pass filter amplifier, on the other hand, amplifies the L+R, and attenuates the L-R. The outputs of these amplifiers are blended together in the percent circuit. Under high signal conditions, the composite is passed entirely from the wideband amplifier. But, as the AGC signal drops in response to lower signal levels at the antenna, the percent circuit will begin to crank in more and more L+R from the low pass filter. This will begin to "monauralize" the signal as input strength drops lower. The rest of this chip is a VCO "coilless" stereo decoder.

Bridge audio

Some new car radios, notably the Delco models, have a little tag on the chassis that says "DO NOT GROUND LOUSPEAKERS." Why not? After all, aren't car radio loudspeakers normally grounded? In the past, single-ended and push-pull audio amplifiers used a speaker system in which one side was grounded. This makes sense in a car radio because we can then use the car chassis as the return for the speaker system. But, in making sense economically, it also limited the bandwidth in many models. The output transformer sapped frequency response. When transformerless outputs came along, they too had a single-ended output configuration. But now we are seeing something called bridge audio. What is bridge audio? See Fig. 4.

Figure 4 shows the block diagram for a bridge audio power amplifier stage. Transistors Q1 through Q4 are power amplifiers, and are connected into a bridge circuit with the loudspeaker at the bridge output terminals. You will recognize Q1/Q2 and Q3/Q4 as the ordinary single-ended totem-pole output amplifier used for a number of years in auto radio. Ordinarily, the voltage at points X and Y is $\frac{1}{2}$ -Vcc, which in this case would be $\frac{1}{2}$ (14), or 7v dc. When a signal is applied, the phase inverter section will turn one transistor of each pair on and the other off, depending

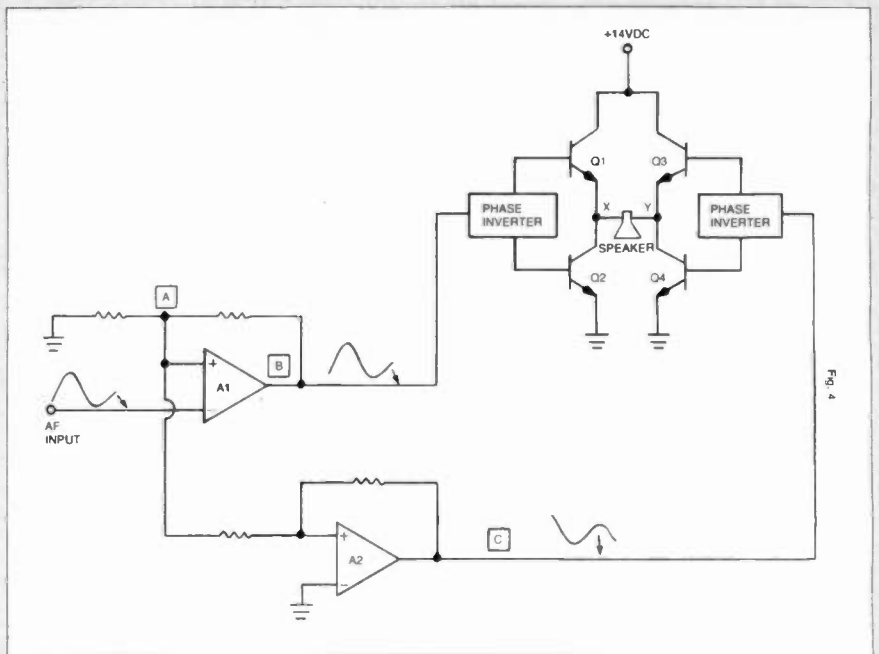


Fig. 4 A typical bridge configuration amplifier.

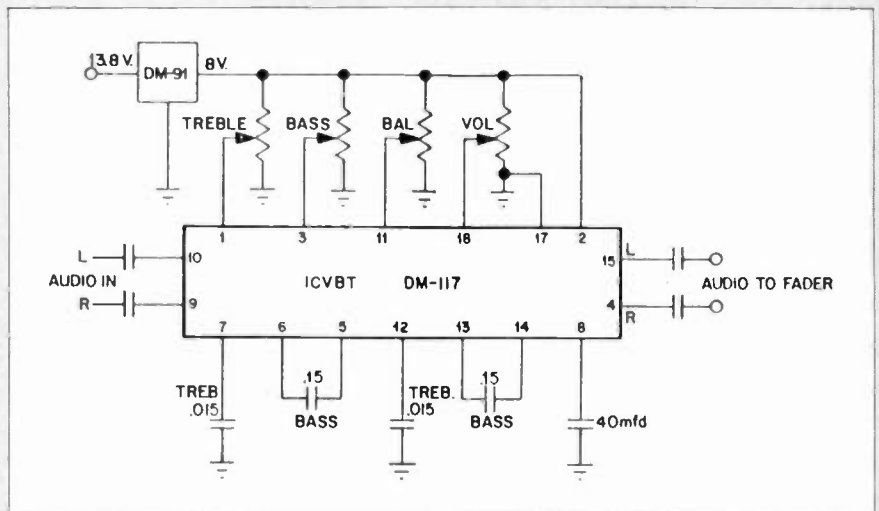


Fig. 5 DC control of volume/tonal/balance with the Delco DM-117 IC.

upon the polarity of the input signal. The voltage at points X and Y will, then rise and fall with the input signal. To make the circuit an audio bridge, we must connect two totem-pole power amplifiers such that a loudspeaker is connected between X-Y. When there is no input signal, the dc voltages at points X and Y will be 7v dc, so the net voltage across the loudspeaker is zero.

To make this circuit work properly, we must conspire to drive the Q1/Q2 amplifier out of phase with the Q3/Q4 amplifier. This will drive the signal at point X up, when point Y is going down. Similarly, when point X is dropping in response to the input signal, the point Y voltage increases. This creates a large net signal across the loudspeaker than would be possible with either transistor pair alone.

Amplifiers A1 and A2 are used to drive

the power amplifier sections.

Preamplifier A1 is an audio operational amplifier connected in the noninverting follower configuration. This means that the voltage at point B will be in-phase with the voltage applied to the noninverting (+) input of A1. The signal at B will drive the Q1/Q2 transistor pair.

We need to drive Q3/Q4 with an inverted version of the input signal. The signal at point C must be 180 degrees out of phase with the input signal. But note where the input of the inverting follower (A2) is connected. If we connected it directly to the signal input of A1, as might be expected, it would load the circuit too much. In actual practice, the input resistor to A2 must be quite low in value. But, by the normal operating rules for operational amplifiers, the voltage at point A is identical to the voltage applied to the noninverting input.

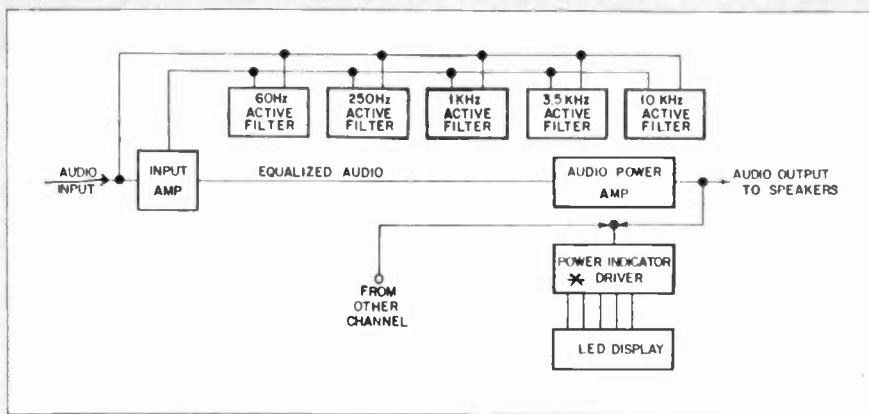


Fig. 6A block diagram of an active filter graphic equalizer.

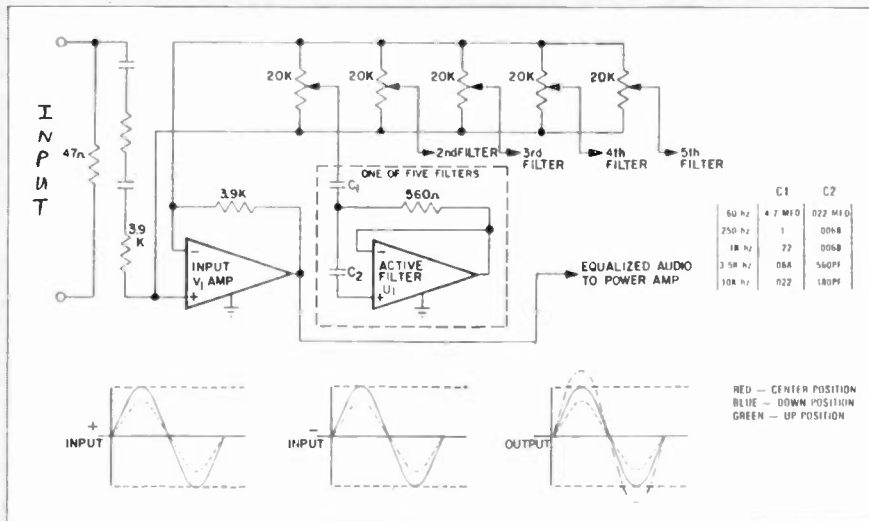


Fig. 6B Schematic of one of the active filters.

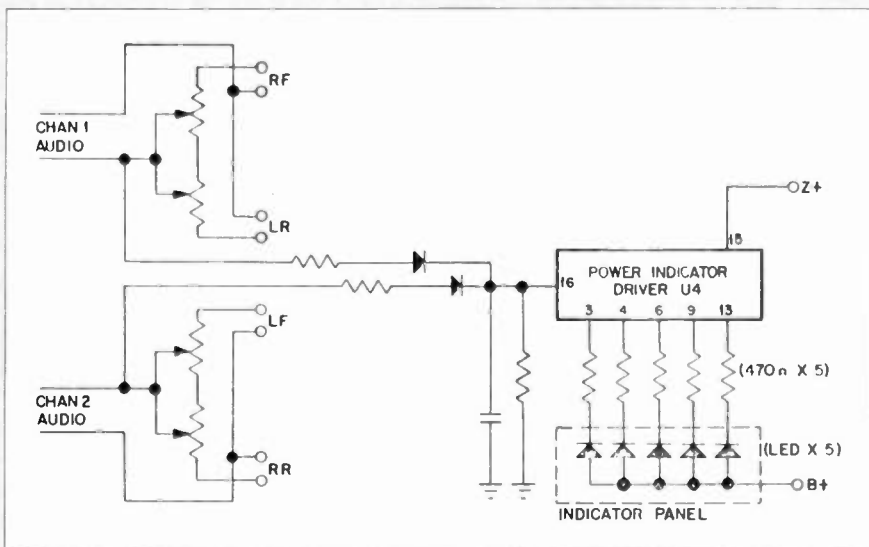


Fig. 7 Delco's power level indicator.

It is a basic property of any operational amplifier that the inverting and inverting inputs always stick together. This means that a voltage applied to the noninverting input will also appear on the inverting input. Since this is a lower impedance point, we can connect the input to the inverting amplifier (A2) to the inverting input of the noninverting amplifier (A1). Confusing? Read it several times until

you are either stary eyed or understand it (sigh).

Delco started using bridge audio in IC form several years ago when they introduced their DM-84 ICBA device. Current Delco models use the DM-84 plus several "later generation" versions of the device. (DM-98, DM-125, etc). Delco offers the DM-84 through their regular auto radio parts distributors. But

another division of Delco also offers the device under the number DA101 through industrial electronics parts wholesalers. These don't ordinarily deal with servicers, but will on a COD basis if a minimum order (usually \$15-30) is met. The price of the DA-101 is considerably less than the DM-84, but servicers report that the two are pin-for-pin compatible (in fact, identical).

Some modern Delco receivers use four ICBA chips to feed the four speakers. It is common in stereo car radios to have front and rear speakers for each channel, so four speakers are needed. But, in most radios, there are only two power amplifiers for the four speakers. In the Delco design, there are four power amplifier ICBA chips, one for each speaker, in the external power amplifier module models. The fader control is low level, meaning that it takes the preamplifier signal and routes it to the inputs of the two power amplifiers serving that channel.

One principle cause of noise pick-up in car radios since the first Motorola was put on the market is low level signal pick-up in the audio stages. Motor noise impulses would come into the chassis via the radio power wiring, and would then be radiated to nearby volume/tone control wiring. The fact that the raw, unfiltered, dc power from outside of the radio is fed to a switch mounted on the multi-potentiometer volume/tone control didn't help much. In fact, it is relatively common over the years to see service bulletins from car radio manufacturers asking the servicer to re-dress audio and/or power wiring in the vicinity of the volume control in order to reduce noise pick-up.

This problem is lessened by allowing dc control of the volume and tone control circuits. This is done in the Delco DM-117 IC-Volume-Bass-Treble (ICVBT) device shown in Fig. 5. The left and right channel low level audio signals from the stereo decoder is input via pins 9 and 10. The bass, treble, balance and volume controls signals are dc levels derived from an 8v dc regulator circuit. The signals from the audio never have to come near the noise-ridden dc power wiring in the vicinity of the switch. Hence, the listener hears less of the impulse spark noise and alternator whine than would be present in ordinary volume tone circuits.

Graphic equalizers

A graphic equalizer is a device that will boost, or attenuate, the audio signal according to the frequency band. This continued on page 43

Security Electronics

From basics to details

ET/D will be presenting the essentials of electronics as applied in security equipment in a series of features by Mr. Ross, beginning with the most elementary concepts and progressing to detailed descriptions of equipment such as microwave motion detectors and other sophisticated security devices.

By James A. Ross

ELECTRONIC TECHNICIAN/DEALER has recognized that electronic security is a field which is growing very rapidly with many business opportunities for its readers. Accordingly, the editors have made plans to feature security regularly in the future, and, as a part of those plans, have asked me to do a series of articles on the subject. For my part, I am in total agreement with their reasoning and their objectives. I teach electronics at a college which specializes in electronic engineering technology and I have been heavily involved in security for many years. I know that it is a rapidly growing field and I know that there are great opportunities for you if you understand electronics and how the security equipment/systems work.

Most of the people working in security have experience in police work, guard services, investigative and protective companies; but few really understand the first thing about voltage, current, Ohm's Law, dc, ac, AF, IF, RF, etc. The security business is full of horror stories

of problems caused by errors made which were the result of a total lack of knowledge of some very basic theory.

In these articles I will present technical information relating to equipment and systems which you may become involved with. I will be pleased to answer questions and give advice. I am not an installer so I will not be presenting "hints and kinks" on how to install systems. I will pass along comments from readers, but keep in mind that I must respect the request that certain information not be revealed because it is proprietary and divulging it could damage someone's competitive position in the marketplace. Other than proprietary information and tips which could help the bad guys, the articles will be factual, technical and in whatever detail is necessary to put the point across.

To set the scene for this series I have prepared a chart to show my concept of electronic security, its subdivisions and how they interrelate. Referring to the chart, I see the three main areas under protection of persons and property as the ones into which the experienced electronic technician can move quickly and easily. Those areas are intrusion detection and alarm systems, access control systems, and loss-prevention systems. I plan to start with intrusion detection and alarm systems, covering sensors, processing and communication, and response systems in that order. Later in the series, after we have covered these topics, we'll cover how to design a system incorporating the appropriate elements to accomplish the objective within the budget. So for this first article let's take a first look at the sensors used for intrusion detection and examine the most common one in detail.

As shown on the chart, sensors can

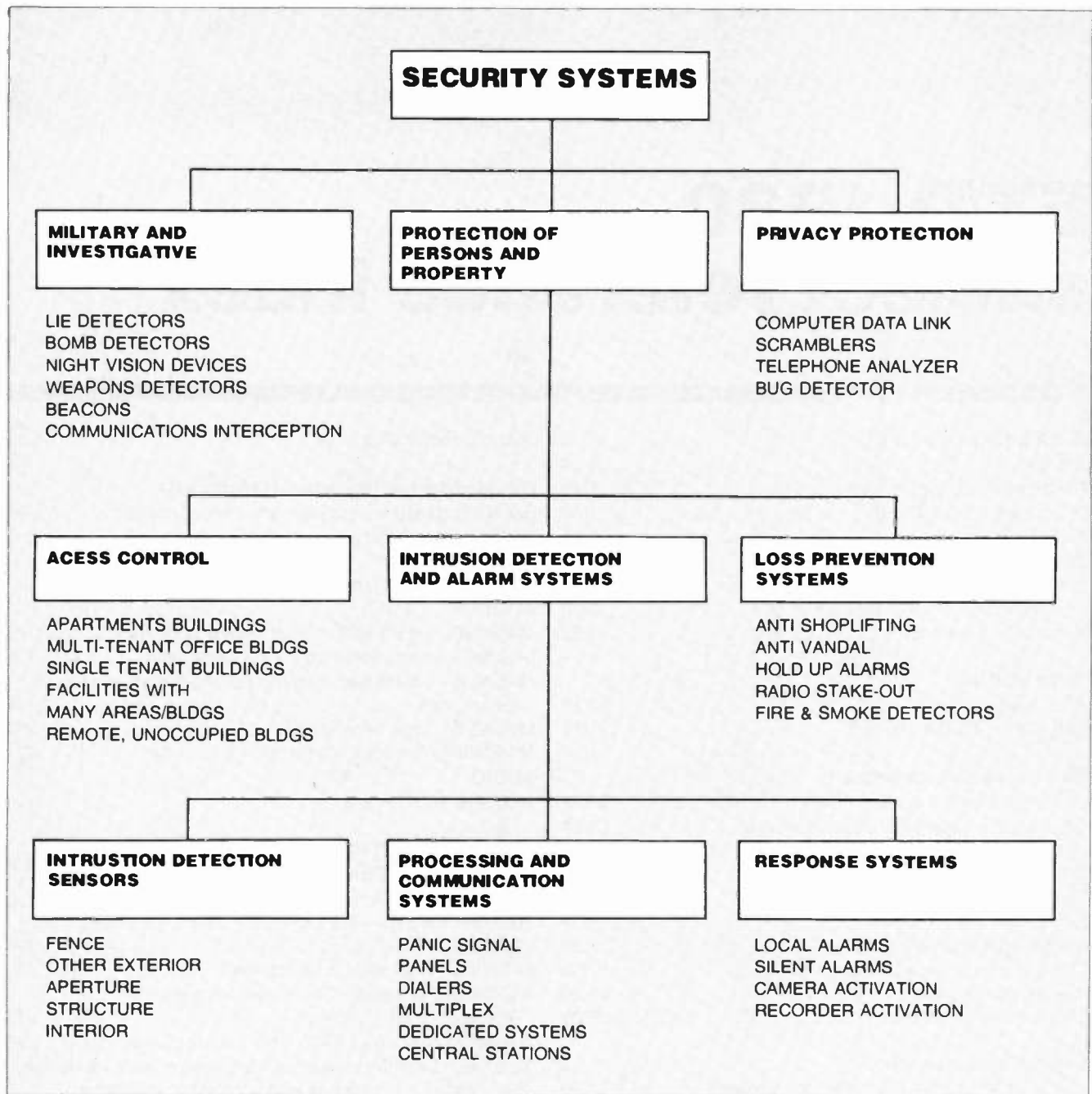
be classified by where they are used: fence, other exterior, aperture (window, door, skylight, etc.), structure, or interior. Another method of classifying sensors is by the type of coverage each provides, such as area, line or point. In my comments on sensors for this series however, I plan to classify them according to how they work electronically with the most common being:

- Break Wire (including magnetic switches, plunger switches, and window tape)
- Ultrasonic Doppler
- Microwave Doppler
- Audio Discriminator
- Passive Infrared
- Vibration/Tilt/Motion Switches
- Pressure and Tape Switches
- Light Beam (visible or invisible)

Less common than those listed above, but with good potential for some applications are:

- Seismic
- TV with motion detection
- Air Pressure
- Proximity (capacity switch, etc.)
- Stress and Strain
- Manned Optical/Audio

And last but not least is the most common sensor of all—the one which is, at one and the same time, the simplest and most complicated: the human being with his five senses (or six!) equipped with a panic button which is either hard wired, or connected by radio, ultrasonic, or sound to the processor and response system. The human cannot be ignored in this discussion because protection of the person is the most important aspect of this technology and the human can play a very important role



The security field subdivided by function. All of these apply electronics—indeed require electronics.

as a sensor.

As you can appreciate, a detailed technical discussion of all sensor types would fill many books, but we'll be covering at least one sensor or sensor system each month in this series of articles.

Let's consider the simplest of all electronic intrusion detection systems. It consists of one closed loop which conducts current continuously as long as the perimeter remains intact. The current is run through the winding of an electro-mechanical relay, holding the relay contacts open. If the current is interrupted, the relay closes creating the alarm signal by connecting the alarm power supply to the alarm-bell, siren, lights or whatever. This single closed

loop consists of a simple series circuit with normally closed switches at all doors, windows, or other possible entry points. The switches most commonly used are magnetic switches consisting of two parts: the magnetic reed switch attached to the door frame and the activating magnet fastened to the door opposite the switch. When the door is closed the switch is closed and forms a part of the closed loop. When the door is opened, the magnet moves away and the reed switch opens, cutting off the current and creating the alarm.

These are by far the most common switches in use. They are good, they're reliable, they're easy to install, the wiring is very, very simple to install because it's all on the surface. However, the other

side of the coin is that all of the characteristics which make them valuable and useable are characteristics which may be negative characteristics. For instance, they are surface mounted. This means that every person coming and going sees them, knows they are there, and is tempted to play games and vandalize. If you look at security systems in model homes you find that in almost every case the surface mounted magnetic switches have in some way been damaged during the viewing hours for the model homes. It is not that this person is intending to break in later; it's just simply there and it's a challenge to see if it can't be somehow destroyed or beaten. For this reason, a

continued on page 45

ET/D 1980

subject reference index

Audio (Stereo-Hi-Fi)

AM stereo	6/24
Repairing DC Coupled amps	1/16
Sharp's MC-8000, MK II	1/40
Tape Deck service	8/14
Tape recorder noise sources	7/32
The new sound	2/24
The professional audio test bench	5/30
Yamaha's newest tuner	4/32

Auto radios

Auto audio in 1980	12/26
Auto sound for the 1980s	7/18

Business management

Computers for the service dealer	12/22
Cracking the residential security market	8/34
Determining your hourly labor rate	1/30
Profitable repair parts management	5/16
Residential security and you	8/31
Rising field service costs	9/27
Service management data	7/22
The service manager's changing role	11/32
The service market	10/26
The Wornall experience	8/28

Digital electronics

A look at Motorola's 6800 microprocessor	3/30
Digital memories	10/16
Digital memories, part II	11/20
Microprocessor basics—Part III	1/26
Microprocessors, Part IV	2/38
Microprocessors, Part V	3/36
Microprocessors, Part VI	4/28
Microprocessors the easy way, Part VII	5/34
Microprocessors, Part VIII	6/26
Specialized digital test equipment	11/24
Troubleshooting microprocessors	6/20

Electronics (General)

Coping with line transients	2/34
Digital equipment power supplies	5/22
Effects of heat on semiconductors	9/30
Solid state transient suppressors	12/17
The care and feeding of NiCads	3/20

Security electronics

Basic security systems	10/22
------------------------	-------

Security Electronics	12/32
----------------------	-------

Servicing techniques (General)

Servicing phase locked loop and divider circuits	3/24
Servicing regulated power supplies	1/34

Servicing techniques (Service Seminar)

ADMIRAL	
M46/M55—Insufficient vertical sweep at bottom	7/8
M46-M55—Intermittent and/or no color sync	7/8
M46-M55—Intermittent flashing across screen, video and color fades	7/8
M46-M55—Slow vertical roll	7/8
M46/M55—Vertical foldover with drive lines	7/8

AUDIO

Inductive audio probe	1/13
-----------------------	------

GENERAL ELECTRIC

19JA, QA, QB—Symptoms and repairs	11/8
EC-A Chassis—No raster, no audio	8/6
H Series Chassis—Buzz in sound, slight hum bar in picture	8/6
M Series—High voltage multipliers	9/5
MC-2/MB-2 Chassis—Circuit breaker nuisance tripping	3/12
Repeated blowing of F400—No trouble can be found	8/6
Too much brightness, washed out picture, poor resolution at maximum brightness and contrast or insufficient brightness or too much contrast	4/8

MAGNAVOX

530165 tripler variations	10/13
T809/815 color TV chassis	1/13
T815 color TV chassis	1/14
Color chassis—general information	10/12
Color chassis—Install correct retrace capacitor	10/13
Color TV replacement modules	10/13
Loose yokes on in-line CRTs	10/12
Solid-state TV horizontal output stages—Horizontal squeal	10/12
TV horizontal output circuit failure	10/12

RCA

CTC 62, 72, 74, 78, 81—ITR replacement	3/12
CTC 85, 86, 89, 90, 91, 92—150 volt bridge rectifier failure	2/14
CTC 85, 86, 89, 90, 91, 92—Xtended life modular chassis horizontal driver transformer	9/5
CTC 87—Set shuts down	6/10

CTC 87, 88, 96, 97—Vertical deflection troubleshooting	5/8
CTC 96, 97, 99, 101—Magnetic tape beam bender	7/8
CTC 97/96—Q3020 (Vertical retrace switch)	1/14
SONY	
17 inch and larger sets using GCS—damper replacement	3/14
SYLVANIA	
E03/04/05—Takes one or two minutes to come into color sync	9/5
Audio amplifier repair	3/13
Chassis E21—Excessive brightness	2/14
GT-Matics—Intermittent sweep	3/13
No vertical—new module does not help	9/6
VTR stop solenoid circuitry checkout	8/6
ZENITH	
19LB1X chassis—120Hz buzz	9/6
9-155-01A modules—Arcing at high altitudes	9/6
L-Line triple plus chassis using M10 module—test procedures	4/8

Television

Automatic tint control circuits	4/22
General Electric, 1981	9/22
New television chassis	9/17
Power sentry from Zenith	7/26
RCA in '81	10/30
Sony for 1980	2/30
Synchronous video detectors	1/22
Troubleshooting Zenith Sync/AGC	11/16

Test instruments

Analyzer, Model 8302, Scott	1/44
Audio Analyzer, Model 7000A, BPI	3/41
Audio Analyzer BPI 7000 A	11/34
Audio Measurement System, Model 8903A, Hewlett-Packard	7/41
Audio Prescaler, PS-2, Ramsey Electronics	8/40
Audio Test Set, RTS2, Neal Ferrograph	8/41
CRT Tester, Model 467, B&K-Precision	4/46
Capacitance Meter, Model 830, B&K-Precision	10/42
Clamp-On Ammeter, Model 10-L, Triplett Corp.	6/46
Color Bar Generator, Model 1250, B&K-Precision	3/38
Counter-Timer, Model 5001, Continental Specialties Corp.	5/40
DMM Beep-Alarm, Model 936, Data Precision	1/45
DMM, Model 2815, B&K-Precision	3/42
DMM Autoranging, B&K-Precision	11/36
DMM, Model LC5000, DSI Instruments	4/46
DMM, Model 1351, Data Precision	4/50
DMM, Model 8050A, Fluke	3/44
DMM, No. 20-200, GC Electronics	10/39
DMM, Model 130 & 169, Keithley Instruments	9/42
DMM, Model 130, Keithley Instruments	10/36
DMM, Touch Test 20, Non-Linear Systems	9/45
DMM, Model 2035A, Sabtronics	6/43
DMM, Model DVM 56, Sencore	1/44
DMM, Universal	11/36
DMM, Model WD-747, VIZ	6/42
DMM, Model 2521, Vu-Data	7/40
DMM/Frequency Counter/Oscilloscope, Model 2521, Vu-Data	10/39
DVM, DMM3020, Kontron	2/43
DVOM, LX304, Hickok	3/43

LCD DMM, Model MD-200C, Soltec	10/40
Deviation Meter, Model 920, Automated Industrial Electronic's Measurements Div.	7/42
Digital Multimeter, WD 748 & WD759, VIZ	6/38
Digital Power Analyzer, Model 4381, Bird	7/39
Digital Waveform Memory, CAG22, UFI	7/41
Distortion Analyzer, Model 6000A, BPI	9/42
Distortion Analyzer, Model 6801, Krohn-Hite	3/43
Distortion Analyzer Automatic AA501, Tektronix	8/41
Distortion and Noise Measuring Set, Model 3500, Amber	3/41
Frequency Counter, Model 5500, DSI Instruments	6/44
Frequency Counter, DSI Instruments	11/40
Frequency Standard, Model 4401, Global Specialties Corp.	8/40
Function/Sweep Generator, Model LFG-1300S, Leader Instruments	4/50
Generator Phaselock, Model 2400, Krohn-Hite	4/48
Hi-Pot Tester, Model M500 Series, Rod-L-Electronics	1/45
Isolation Transformer, Variable, Sencore	4/48
Logic Pulser, Triplett	11/38
Multimeter, ME-300, Soar Electronics	7/40
Multimeter, Model 4000, Triplett Corp.	9/45
Multimeter, Model 6100, Weston	5/38
Oscillator, Low Distortion, Krohn-Hite	11/38
Oscilloscope, Model 1530, B&K-Precision	2/44
Oscilloscope, Model 1420, B&K-Precision	8/41
Oscilloscope, Ballantine, Dual Channel	11/40
Oscilloscope, Model D12, Dartron Instruments	1/45
Oscilloscope with DMM, 0S3600, Gould	3/41
Oscilloscope, 0S1200, Gould, Inc.	6/43
Oscilloscope, HM307, Hameg	10/42
Oscilloscope, Hameg HM312-8	12/36
Oscilloscope, Series V-152, Hitachi	1/43
Oscilloscope, Model V-550B, Hitachi-Denshi America Ltd.	10/39
Oscilloscope 35MHz Scope, Model 5630, Kikusui International	3/44
Oscilloscope, Model 5516ST, Kikusui	4/50
Oscilloscope, Model 5530, Kikusui	4/44
Oscilloscope, KIK-5650, Kikusui	9/42
Oscilloscope, 50MHz, Leader	11/37
Oscilloscopes, Soltec	11/41
Oscilloscope, BS310S, Universal Enterprises	9/42
RF Absorption Milliwattmeter, Model 6257, Bird Electronics	6/46
Signal Generator, Model RE101, Radiometer	2/42
Stereo Generator, Model SMG40, Radiometer	2/42
Survey Meter, Model HI-1800, Holaday Industries	1/44
Sweep-Function Generator, Model 501, Exact Electronics	5/40
Sweep/Function Generator, 501, Exact Electronics	9/44
Test Gear for the 1980s	7/40
Test Jig Adapter, 10J107, RCA	9/36
Video Pattern Generator, Model 240, Hickok Electrical Instrument Co.	7/40
Volt-Ohm-Milliammeter, Series 260, Simpson Electric Co.	5/40
Wattmeters, Absorption, Series 9100, Racal-Dana	1/45
Wattmeter, Digital, Model 4381, Bird	3/42
WOW/Flutter, MK-667C, Meguro	8/38

Tools and Equipment

Automated Production Equipment EX550 PC Board Repair Station	12/38
Circuit Board Repair Center	11/37

Computer power in a DMM!

An autoranging DMM breakthrough from B&K-PRECISION

- Microcomputer autoranging speeds operation and stabilizes readings
- Auto-skip program for best resolution in least time
- Easiest, fastest-to-use DMM available
- 0.1% basic DC accuracy
- 3½ digit, 0.5" LCD display
- Continuity test "beeper"
- Range-lock, holds selected range
- Measures AC/DC voltage; AC/DC current; resistance
- Meets tough U.L. 1244 safety standards



Model 2845
\$175

B&K-PRECISION's new 2845 is a major advance in digital multimeter technology. At a price comparable to ordinary manually operated units the 2845 brings microcomputer intelligence to a handheld portable DMM. When applied to a circuit, its computer selects the range providing maximum resolution without the slow "hunting" action characteristic of many bench-type autoranging DMMs.

The 2845 is certainly the most user oriented hand-held DMM available. No other DMM can match its speed and simplicity of operation. With tilt stand optional AC power adapter, it becomes a remarkably inexpensive bench DMM.

For additional information and your local B&K Precision distributor, call toll-free 800-621-4627.

BK PRECISION
DYNASCAN CORPORATION

6460 West Cortland Street
Chicago, Illinois 60635 • 312/889-9087
Int'l. Sls., 6460 W. Cortland St., Chicago, IL 60635
Canadian Sales: Atlas Electronics, Ontario

Circuit Board Repair & Rework Station, Model PRS-475
Automated Production Equipment Corp. 6/42

Video (except television)

Teletext and VuData Systems	4/16
VCR Servo Systems	2/16
VCR Video Circuits	6/30

What's New

Consumer electronics, 1980	8/22
The IEEE Consumer Conference	2/28
A New Decade in Consumer Electronics	3/15

Article title index

A look at Motorola's 6800 microprocessor	3/30
AM stereo	6/24
A new decade in consumer electronics	3/15
Auto audio in 1980	12/26
Automatic tint control circuits	4/22
Auto sound for the 1980s	7/18
Basic security systems	10/22
Computers for the service dealer	12/22
Consumer electronics, 1980	8/22
Cracking the residential security market	8/34
Determining your hourly labor rate	1/30
Digital memories	10/16
Digital memories, Part II	11/20
General Electric, 1981	9/22
Microprocessor basics—Part III	1/26
Microprocessors, Part IV	2/38
Microprocessors, Part V	3/36
Microprocessors, Part VI	4/28
Microprocessors the easy way, Part VII	5/34
Microprocessors, Part VIII	6/26
New television chassis	9/17
Power sentry from Zenith	7/26
Profitable repair parts management	5/16
RCA in '81	10/30
Repairing DC coupled amps	1/16
Residential security and you	8/31
Rising field service costs	9/27
Security Electronics	12/32
Security management data	7/22
Servicing phaselocked loop and divider circuits	3/24
Servicing regulated power supplies	1/34
Sharp's MC-8000, MK II	1/40
Sony for 1980	2/30
Specialized digital test equipment	11/24
Synchronous video detectors	1/22
Tape deck service	8/14
Tape recorder noise sources	7/32
Teletext and VuData systems	4/16
Test gear for the 1980s	7/14
The IEEE consumer conference	2/28
The new sound	2/24
The professional audio test bench	5/30
The service managers changing role	11/32
The service market	10/26
The Wornall experience	8/28
Troubleshooting microprocessors	6/20
Troubleshooting Zenith sync/AGC	11/16
VCR servo systems	2/16
VCR video circuits	6/30
Video terminal circuitry	6/14
Yamaha's newest tuner	4/32

Circle No. 101 on Reader Inquiry Card

WE REACH THE PEOPLE YOU NEED TO REACH!

Place a recruitment ad in any of these HARCOURT BRACE JOVANOVICH PUBLICATIONS - and you know your ad dollar is wisely spent.

HBJ PUBLICATIONS does a better job of reaching those who count (*your potential employees*) than any other business publisher.

Magazine	Circulation	Magazine	Circulation
Body Fashions/ Intimate Apparel	10549	Housewares	12800
Dental Industry News	6037	LP/Gas	13758
Dental Laboratory Review	17184	Neurology	12032
Dental Management	96222	Paper Sales	12200
Drug & Cosmetic Industry	7500	Professional Remodeling	32995
Electronic Technician/ Dealer	49096	Quick Frozen Foods	20750
		Rent All	11139
Fast Service	50537		
Flooring	22000	Roofing/Siding/ Insulation	18394
Food Management	49963	Snack Food	9200
Hearing Instruments	16592	Tobacco Reporter	4150
Home & Auto	22303	Toys, Hobbies & Crafts	13607
Hotel & Motel Management	36023		

Don't forget that classified advertising works just as effectively in locating employees as it does if you are looking for a position, have a line, machinery or a business to sell, are seeking representatives or wish to buy a specific item. Let it go to work for you!

HBJ PUBLICATIONS - COUNT ON US TO REACH THOSE WHO COUNT!



Harcourt Brace Jovanovich Publications
One East First Street
Duluth, Minnesota 55802

Call Dawn Anderson at 218-727-8511

TEST INSTRUMENT REPORT

unit, priced at \$580; the HM 412, similar to the HM 312, but including delayed sweep; the HM 512, a 50MHz dual trace delayed sweep instrument and the HM 812 a 50MHz storage scope. The prices of these last three are \$915, \$1,485, and \$4,035 respectively. These prices appear quite competitive.

We selected for evaluation the HM

depressing the Alt/Chop switch. Depressing the Mono/Dual switch also, then selects dual trace operation. For X-Y operation the Hor. Ext. switch is depressed. Although the specified bandwidth of the X channel is 2.3MHz it appears, from our tests, to operate satisfactorily as a color television vector-scope. The input rating is 500V dc + peak ac.


Sweep speed of the HM 312 is from 0.5 usec/cm to 0.2s/cm also in a 1-2-5 sequence and the X5 magnifier increases this to 100 ms/cm. It offers automatic or variable manual trigger level from either Channel I or II or an external source. TV trigger coupling strips high frequencies from the trigger signal for better television frame (vertical) trigger.

After a bit of learning the HM 312 seemed to behave as it should. I had to get used to the triggering—why I'm not sure, but it did behave well once I did. The control layout follows what has become a sort of standard, so everything is about where one would expect it. A viewing hood is valuable; the trace is bright enough, but somehow, at least under our lighting conditions, the CRT face reflected a considerable amount of glare. The hood took care of this problem. Beyond this, what should I say? The calibration is accurate, the bandwidth is as specified and it could do what I asked of it with one exception. I had to use external trigger from the vertical sweep to view VITs and VIR signals. But then most scopes seem to require this.

The mechanical construction of the German built HM 312 is modestly impressive. The circuit boards are glass epoxy mounted to a sturdy aluminum chassis frame and subpanel. Switches and controls are small but quite sturdy in appearance; the ICs are in sockets; calibration trim pots are not subminiature and delicate but full size units. The case is steel with a dark grey finish. The front panel is molded plastic but it is backed up by the aluminum subpanel to which are mounted the switches and input connectors.

A number of accessories are available for use with the HM 312. The HZ 30, X10 probe is \$25.00 as is the HZ 35, X1 probe. The HZ 36, X1/X10 probe is priced at \$30.00 and the HZ 37, X100 probe costs \$60.00. The HZ 37 is useful for input voltages to 1500 volts. A demodulator probe, the HZ 39 costs \$28.00. Carrying cases, and a scope cart are available as is a very useful viewing hood/light shield at \$12.75.

Hameg also makes a component tester accessory costing \$58.00 a four channel adapter and a calibrator. **ETD**



The Hameg HM 312 oscilloscope.
For more information Circle No. 150 on the Reader Service Card.

The Hameg HM312

A new scope from Europe

by Walter H. Schwartz

Hameg is a rather recent entry into U.S. oscilloscope markets. The West German manufacturer has been setting up marketing and now assembly operations in the United States and ultimately hopes that a full line of scopes will be assembled at its Long Island facility.

At present five models are marketed in the U.S.: The HM 307, a 10MHz single trace three inch scope which includes a component tester function and costs \$405; the HM 312, a 20MHz dual trace

312 because of its apparent feature/price position in the marketplace. The HM 312 is a basic 20MHz, dual trace, five inch (thirteen cm) instrument. It has all the basic, necessary features though several of these are not immediately apparent (read the manual!). The HM 312's bandwidth is specified at 20MHz (3dB down) and measures just a little better than specified. It has an input attenuator calibrated from 5 mv to 20 volts in a 1-2-5 sequence. There is no variable gain between these steps, which bothered me until I stopped to try to think just when I last used the variable gain. I cannot remember, though I do remember the last time I made measurements in error because someone else left the variable control off its calibrated position.

The HM 312 offers input modes of Channel I, Channel II, Channel I and II alternate or chopped as well as X-Y operation (X input via Channel II). Switching from Channel I to Channel II is by

WHAT'S BETTER THAN SPEED READING?

SPEED LEARNING

(SPEED PLUS COMPREHENSION)

Speed Learning is replacing speed reading because it's easy to learn... lasts a lifetime... applies to everything you read... and is the only fully accredited course with the option of college credits.

Do you have too much to read and too little time to read it? Do you mentally pronounce each word as you read? Do you frequently have to go back and re-read words or whole paragraphs you just finished reading? Do you have trouble concentrating? Do you quickly forget most of what you read?

If you answer "yes" to any of these questions — then here at last is the practical help you've been waiting for. Whether you read for business or pleasure, school or college, you will build exceptional skills from this major breakthrough in effective reading, created by Dr. Russell Stauffer at the University of Delaware.

Not just "speed reading" — but speed reading-thinking-understanding-remembering-and-learning

The new *Speed Learning Program* shows you step-by-proven-step how to increase your reading skill and speed, so you understand more, remember more and use more of everything you read. The typical remark made by the 75,000 slow readers who completed the *Speed Learning Program* was: "Why didn't someone teach me this a long time ago?" They were no longer held back by the lack of skills and poor reading habits. They could read almost as fast as they could think.

What makes Speed Learning so successful?

The new *Speed Learning Program* does not offer you a rehash of the usual eye-exercises, timing devices, costly gadgets you've probably heard about in connection with speed reading courses or even tried and found ineffective.

In just a few spare minutes a day of easy reading and exciting listening, you discover an entirely new way to read and think — a radical departure from any-

thing you have ever seen or heard about. Research shows that reading is 95% *thinking* and only 5% eye movement. Yet most of today's speed reading programs spend their time teaching you rapid eye movement (5% of the problem) and ignore the most important part (95%) *thinking*. In brief, *Speed Learning* gives you what speed reading *can't*.

Imagine the new freedom you'll have when you learn how to dash through all types of reading material *at least* twice as fast as you do now, and with greater comprehension. Think of being able to get on top of the avalanche of newspapers, magazines and correspondence you have to read... finishing a stimulating book and retaining facts and details more clearly and with greater accuracy than ever before.

Listen-and-learn at your own pace

This is a practical, easy-to-learn program that will work for you — no matter how slow a reader you think you are now. The *Speed Learning Program* is scientifically planned to get you started quickly... to help you in spare minutes a day. It brings you a "teacher-on-cassettes" who guides you, instructs, encourages you, explaining material as you

read. Interesting items from *Time Magazine*, *Business Week*, *Wall Street Journal*, *Family Circle*, *N.Y. Times* and many others, make the program stimulating, easy and fun... and so much more effective.

Executives, students, professional people, men and women in all walks of life from 15 to 70 have benefited from this program. *Speed Learning* is a fully accredited course... costing only 1/5 the price of less effective speed reading classroom courses. Now you can examine the same, easy, practical and proven methods at home... in spare time... without risking a penny.


Examine Speed Learning FREE for 10 days

You will be thrilled at how quickly this program will begin to develop new thinking and reading skills. After listening to just one cassette and reading the preface you will quickly see how you can achieve increases in both the speed at which you read and in the amount you understand and remember.

You must be delighted with what you see or you pay nothing. Examine this remarkable program for 10 days. If, at the end of that time you are not convinced that you would like to master *Speed Learning*, simply return the program and owe nothing. See the coupon for low price and convenient credit terms.

Note: Many companies and government agencies have tuition assistance plans for employees providing full or partial payment for college credit programs.

In most cases, the entire cost of your *Speed Learning Program* is Tax Deductible.



EARN PROFESSIONAL & COLLEGE CREDITS

Speed Learning is approved for credit by the following professional and educational institutions:

- Foundation for Accounting Education
20 CPE Credit Hours
- American Management Association
1.9 Continuing Education Units
- National Society of Public Accountants
20 Continuing Education Hours
- College Credit
3 credits from the National College of Business

Details and registration forms included with each program.

OFFERED INTERNATIONALLY BY

- Institute of Electrical & Electronics Engineers
- American Chemical Society
- National Association of Life Underwriters

learn
INCORPORATED

113 Gaither Drive, Mount Laurel, N.J. 08054

HBJ-5-ET/D-1280

Please send me the *Speed Learning Program* at \$89.95 plus \$3.00 for handling and insured delivery. Please check the method of payment below:

- Check or money order enclosed for items ordered. New Jersey Residents add 5% sales tax.
- Please charge my credit card under the regular payment terms: Bank Americard
 Master Charge Interbank No. _____ American Express Diners Club
- Card No. _____ Exp. Date _____

I understand that if after 10 days I am not delighted in every way, I may return the materials and obtain a full refund with no questions asked.

Name _____

Address _____

City _____ State _____ Zip _____

x Signature _____

If you don't already own a cassette player, you may order this Deluxe Cassette Recorder for only \$49.95. (Includes handling and delivery.)



Check here to order

— Outside U.S.A. \$99.95 + \$3 surface mail — airmail extra

TEST INSTRUMENT REPORT

This time Test Instrument Report is going a bit afield and is reviewing a tool which because of its cost is a little out of the class of casual purchases and therefore warrants such consideration.

Automatic Production Equipment manufactures several desoldering and rework systems of which the EX 550 at \$269.00 is the least expensive. The EX

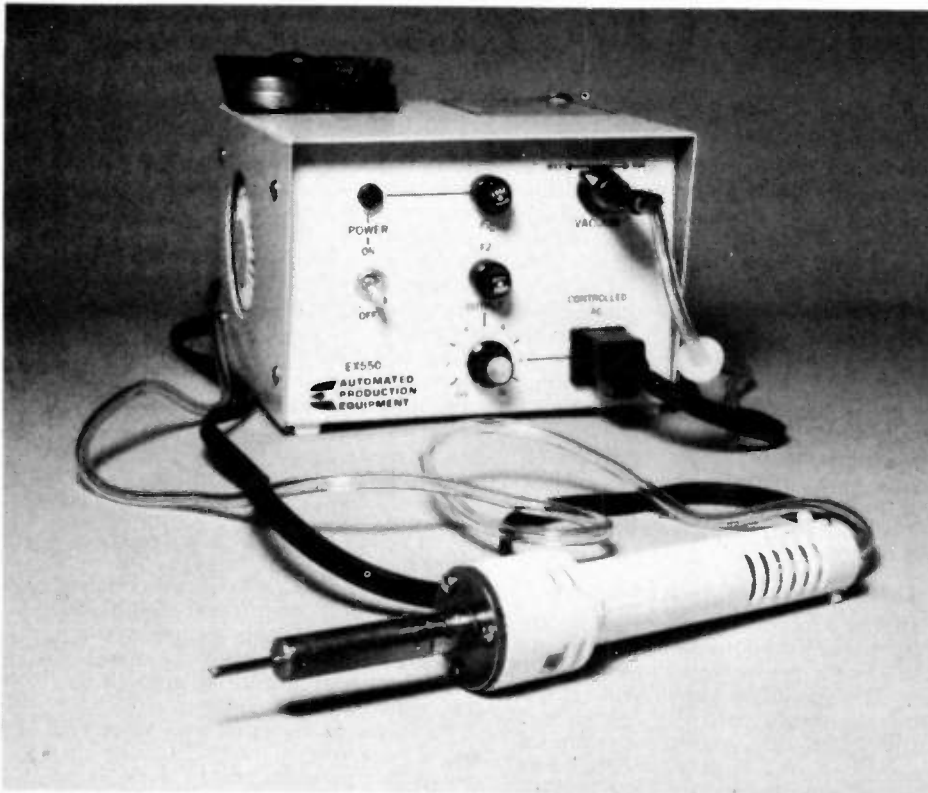
550 is a self contained system consisting of a power unit and a handpiece; the system is powered from 120V. The power unit contains a small vacuum pump, controlled by a foot switch and a heat control for the desoldering handpiece. The control/regulator circuitry is electrically quiet; we could not hear it in a radio plugged into the same circuit a few feet away; the radio had to be right next to the power unit to pick up its switching transients. The temperature control is calibrated roughly in tip temperature, 6 corresponds to a tip temperature of about 600°F; 9 corresponds to 900°F, and so on. The handpiece looks a bit clumsy but handles well. Tips are available in various sizes from .091 in I.D. (.123 O.D.) to .018 in I.D. (0.04 O.D.).

We used the EX 550 to desolder about two hundred connections in salvage circuit boards and a Sony TV receiver. At about connection number one-ninety-eight it stopped working—clogged. The filters weren't clogged nor was the hose. Upon close examination, we found the silicon rubber seal between the handpiece body and tip assembly had somehow filled solidly with solder. Melting this solder with another soldering iron cleared it immediately. This seal is the one place where the brushes, etc., supplied with the EX 550 will not clear clogs. I found the vacuum control valve was not set at maximum—perhaps if it had been this solder would have been pulled out completely through the seal into the removable glass tube where it could have been cleared out easily.

Attached to the top of the power unit case is an assembly consisting of a good handpiece holder and a flux container and a wire brush. I note that a dual free-standing holder—for a desoldering handpiece and an iron—is available with the more expensive systems. These also have hot air pressure and two heat controls, one for the soldering iron and one for the desoldering handpiece.

Automatic Production Equipment has available a variety of tools for reworking circuit boards. They offer drills, burrs and abrasive wheels, thermal tools such as strippers, plating and other circuit board repair supplies, and circuit board cleaning supplies.

The EX 550 is low enough in cost so that the service shop doing a reasonable amount of component replacement should consider it (or a similar unit). We found it to clean circuit board holes and leads quickly and efficiently enough to avoid board or pad damage. It works quickly enough to avoid separation of copper from the board.



*The Automated Production Equipment Model EX 550.
For more information circle No. 151 on the Reader Service Card.*

Automated Production Equipment's EX-550

Desoldering made easy

by Walter H. Schwartz

CUT YOUR AD BUDGET LATELY?

Honesty compels us to admit that you're not alone.

Whenever the cost/price squeeze gets really tough, it's a temptation to regard advertising as a cost... and to cut.

Not at every company, however.

In recent years, a significant change has taken place in the thinking of many management men about advertising budgets. No longer are appropriations cut automatically when the pressure is on.

Why?

For a number of reasons. Among them are:

1. *With the growth of the marketing concept*, advertising is no longer looked upon merely as an expense, but as an integral part of the company's marketing mix.

2. *Firms that maintain advertising during recession years do better in sales—and profits—in those and later years.* That was proved conclusively in studies of five separate recessions made by ABP and Meldrum and Fewsmith.

3. *The cost of a salesman's call today makes it imperative to make maximum use of advertising.* The average cost of an industrial sales call soared to a record \$96.79 according to the latest report by McGraw-Hill's Research Laboratory of Advertising Performance. Yet studies show that a *completed* advertising sales call—that is, one ad read thoroughly by one buying influence—literally costs only pennies. Why deny yourself such efficiency?

4. *In some cases, there is no way to reach customers except by advertising.* The "Paper Mill Study" shows (1) the number of buying influences in the average plant is far greater than marketers are aware of, (2) the vast majority of these influences are unknown to salesmen, (3) no salesman has the time to contact all influences even if he knows them.

5. *Selling costs are lower in companies that assign advertising a larger role in marketing products.* So advertising is an investment in profit, just like a machine that cuts production costs.

6. *Memories are short.* There is an estimated 30% turnover every year among buyers. It isn't surprising, then, that lack of advertising contact can quickly result in loss of share of market.

7. *Most down periods turn out to be shorter than expected.* The history of every postwar recession is that it didn't last as long as predicted. Why gamble your market position for short-term gain?

8. *Consider lead time.* Very few products sold to business and industry are bought on impulse. The advertising you are doing—or missing—right now will have its effect years from now.

9. *Advertising works cumulatively.* It would be nice to think that every reader reads all of your ad. We know it doesn't work that way. To be most effective, advertising must have continuity.

10. *Did your competitor cancel his budget, too?* If not, you may be taking a big risk.

11. *Will you lose salesmen?* They know that their chance of getting an order is better if they are backed up by advertising. Can you be sure of keeping them when they learn that that support has gone?

12. *You know better.* Survey after survey of executives shows that they expect a *drop* in sales if advertising stops.

But there is need for efficiency...

whenever advertising budgets are being assembled—never more than in these inflationary times. Significantly, a recent survey shows that nearly 40% of the average budget for advertising to business and industry is invested in business publication space and preparation. That's *more than double* the next largest item.

Why? Because specialized business publications remain the most effective and efficient method of reaching target audiences in business, industry and the professions.

And we can prove it.

Write for your copy of "The ABP Library of Publishing, Advertising & Marketing" to American Business Press.



American Business Press, Inc.
205 East 42nd Street
New York, N.Y. 10017
212 661-6360

NEW PRODUCTS



Low Noise Amplifier

Circle No. 135 on Reader Inquiry Card


Avantek, Inc., is now offering a GaAs FET earth station preamplifier (LNA) with full 3.7-4.2GHz frequency coverage, 120°K guaranteed maximum noise temperature (1.5dB noise figure), and 50dB typical gain (with guaranteed ± 0.5 dB full-band gain flatness) at a \$795 single-quantity price. This is reportedly presently the lowest price for a comparable LNA in the industry. This amplifier, designated the AEC-4215, is suitable for use in virtually any small earth station application—particularly the private and cable television receive-only terminals. Combined with a 4.5 to 6 meter diameter parabolic dish antenna (or the equivalent) and any one of a number of commercially-available receiver/demodulators, the AWC-4215 should provide distribution-quality television signals from the SATCOM or WESTAR transponders anywhere in the continental United States, and from the 3.7-4.2GHz ANIK transponders in Canada. Other performance characteristics of this low-cost GAAs FET LNA are +5dBm minimum output power (1dB gain compression), +15dBm intercept point for third-order intermodulation products and excellent gain slope group delay and AM-PM conversion characteristics to assure the undistorted amplification of wideband FM television signals. The maximum input and output VSWR in a 50-ohm system is 1.3:1 and 1.5:1 respectively. Powered from +15 to +18vdc (150 mA Typ.), the AWC-4215 accepts input power through the RF output connector. It may be powered directly by a receiver providing dc voltage to the feedline, or through an optional Avantek DCB-42, 3.7-4GHz dc block assembly. Built to the same standards

as other Avantek 3.7-4.2GHz LNAs, the AWC-4215 is packaged in a one-piece cast-aluminum case with integral CPR-2295 waveguide flange (RF input) and type N female RF output connector. The case is coated with a textured urethane finish and the lid is sealed with elastomeric O-rings to assure complete weather resistance when used in an unprotected environment such as the antenna feedpoint. It also incorporates a ferrite isolator at the input to assure low VSWR—since input reflections can cause serious degradation of video signal quality. It contains an integral IC voltage regulator, RFI filter and reverse and over-voltage protection. The price of FET LNA is made possible by efficient, large-scale production techniques as well as the advantage of in-house production of all RF transistors—both GaAs FET and silicon bipolar—that are used in the AWC-4215. The AWC-4215 is available with deliveries 30 days ARO, and may be ordered directly from Avantek or through the world-wide network of factory-authorized representatives. A specification sheet on this product, as well as information on the complete family of 3.7-4.2GHz earth station amplifiers and accessory components is available.

Portable Oscilloscope

Circle No. 136 on Reader Inquiry Card

The new *Sinclair-Thandar* Model SC 110 portable oscilloscope reportedly offers full size oscilloscope performance in a light weight slim package with ultra low power consumption. The SC 110 is based on a 2 inch diagonal CRT which consumes extremely low power in the heater and deflection circuits. Vertical deflection bandwidth is DC to 10 MHz ± 3 dB with a sensitivity of 10 mV to 50 V/division in 12 ranges and an input impedance of 1 megohm in parallel with 47 pF. Horizontal bandwidth is DC to 2 MHz ± 3 dB with a sensitivity of 0.5 V/div. and an input impedance of 1 megohm in parallel with 10 pF. The switch selectable timebase spans the range from 0.1 microseconds/division to 0.5 secs./division in 21 steps with a calibration accuracy of $\pm 3\%$ for all but the fastest rate. Triggering is internal or external, selectable with AC, DC, TV frame and



line coupling capability. Level is continuously variable over the waveform. The screen graticule is divided into 5 \times 4 divisions, and economy mode blanks the screen to conserve power until the sweep is initiated by the trigger circuit. Unutilized circuitry is automatically shut down to contribute to battery life. The power requirements are 4 V to 10VDC from disposable cells, rechargeable cells, or AC adapter. The dimensions are 10 in. \times 5.8 in. and the weight is less than 2 lbs. The price is \$369.

Computer Technician Kit

Circle No. 137 on Reader Inquiry Card

Jensen Tools Inc. has developed and introduced the new JTK-66, stated to be a complete kit for service and repair of computer equipment. The kit contains a wide array of tools. Included are a logic monitor and probe, circuit board puller, DIP insertion tool and extractor pliers,




wire strippers, soldering equipment, screwdrivers, nutdrivers and much more. The tools are mounted on two removable pallets in a durable injection molded attache case. The case features a combination lock and extra room for additional tools.

Audio Service Instrumentation

Circle No. 138 on Reader Inquiry Card


Bang & Olufsen have designed and developed professional measuring instruments for more than two decades. It is stated that robust construction and effective overload protection circuits in most instruments make them rugged and hard-wearing. They are compact, space-saving and versatile thanks to their simple modular construction. Their dimensions are based upon a basic module whose least common multiple is 8 cms. This permits easy stacking and facilitates easy handling. These electronic instruments offer a wide range of application—from work in the lab, to production, workmanship and training centres. Some of them are remote con-



trollable. The program comprises distortion meters, wow/flutter meters, audio monitors, power supplies, oscillators, and milliohmmeters. As something new January '81 Bang & Olufsen will launch a signal/noise meter, Type NM1. The instrument has built in filters and measures acc. to DIN 45405, DIN 45633, CCIR 468½, IEC 179, IEC 315-6, IHF-A-202, ANSI S 1.4, JIS C 1502 and others. In addition, the NM1 can be used as stereo watt-meter 0.4nW-140W, AF voltmeter 20 μ V-370V, and measuring amplifier -50dB to +70dB, and there are built in detectors for true RMS, quasi peak, and average.

Mini Substitute Tuner

Circle No. 139 on Reader Inquiry Card




Tuner Service Corporation has developed what is said to be the smallest television tuner substitute now available on the television repair market. This 300 ohm, VHF testing replacement tuner, with the trade name of the "Mini-Substi-Tuner," comes with the IF connector cable and plug and is powered with two 9 volt batteries. It has 12 VHF channels, an on/off switch, AGC control and LED indicator.

80MHz Universal Counter

Circle No. 140 on Reader Inquiry Card

New Model 7000, 5Hz-80MHz Universal Counter just introduced by *Triplet Corporation*, utilizes an microprocessor controlled reciprocal counting scheme to offer sophisticated frequency, period and event measurements reportedly

usually found only on instruments costing twice its \$300 price. High resolution 5Hz-80MHz frequency measurement, plus totalize (event) counting to 1 billion and elapsed time measurement from 100 μ s to 100 hours is offered. Unlike other six-digit meters that usually are limited to 1 million counts, the Model 7000's microprocessor/ROM automatically rounds-off the display while continuing to count each event up to 1 billion. Another feature from the programmed circuitry is the Model 7000's elapsed time readout in hours, minutes and seconds, eliminating cumbersome calculations. The Model 7000 offers high resolution with the reciprocal counting scheme that permits six digit resolution even at 5Hz in just one second of mea-



surement time. The 43" LED readout with a floating decimal point is augmented with three annunciators that indicate proper reading levels of Hz/ms, K/ μ or M/n. A selectable X1 and X10 attenuator operates over the dynamic range of input signals to achieve an optimum signal/noise ratio. Operation is simple with the auto-ranging feature that permits a single color-coded selection knob for six operating modes. Operator confidence is further enhanced by the self-testing feature. In the TEST mode, the Model 7000 microprocessor systematically verifies proper circuitry and display performance. Extended time between calibrations and a specified ten-fold improvement in temperature stability over 0-40°C range is offered on the optional TCXO crystal controlled Model 7000.

Ten inches wide by 3-¾" high by 9-¼" deep, the Model 7000 is housed in a tan, high-impact thermoplastic LaFrance case with carrying handle. The unit operates on standard 115 VAC, 60Hz (230vac with internal Transformer jumpers) furnished complete with detachable 3-wire power cord and coax cable

input lead. A rear panel accessory lead for input to an external (TTL or contact closure compatible) count gate is also provided.

Computer Terminal CRT Tester

Circle No. 141 on Reader Inquiry Card

Complete information now supplied with *B&K-Precision* CRT restorer/analyzers permits the field testing of computer terminal cathode ray tubes—both monochrome and color. The B&K-Precision model 467 provides "yes or no" answers to tube conditions. A built-in restoring capability also permits the field engineer to often restore extended life to faulty tubes. B&K-Precision's 467 is designed for fast operation and can remove shorts and leakage from faulty tubes. Automatic restoration timing governs restoration duration. Perpetual set-up chart updates and new adapter developments help prevent obsolescence. The model 467 offers a multiplex testing technique, called TriDynamic[®] testing. The system reportedly tests all three guns of a color CRT simultaneously, under actual operating conditions. Another 467 feature is its capability to test focus elec-

**NO ONE,
BUT NO ONE
SELLS TEST
EQUIPMENT
FOR LESS**

**B&K, CSC, EICO, HITACHI,
LEADER, NLS, BECKMAN,
DATA PRECISION, FLUKE,
HICKOK, SIMPSON, VIZ**

plus a complete line of tubes,
tools and electronic supplies

For pricing . . .

**CALL TOLL FREE
800 645-9518**

N.Y. State call (516) 752-0050

FORDHAM

RADIO SUPPLY CO. INC.
855R Conklin St. Farmingdale, N.Y. 11735




trode lead continuity. The B&K-Precision model 467 CRT restorer/analyzer is housed in a convenient carrying case with internal storage compartments for CRT adapters and set-up charts. The unit is priced at \$360.

4-in 1 Machine Tool

Circle No. 142 on Reader Inquiry Card

Machinex 5 from *American Edelstall* is a multi-purpose metalworking machine designed to provide electronic and communication labs with a large variety of small parts machining operations. The basic tool, together with its accessories, reportedly performs turning, facing, boring, threading, drilling, reaming, tapping, milling, grinding, sawing and polishing. It can machine steel, cast-iron, soft metals as well as plastics and wood. The basic machine is a 5 in.-swing precision lathe with a 10 in. center distance. It features a headstock/drive/motor assembly that can be easily removed from the machine bed and remounted on an accessory steel column for all essential vertical drilling, milling and grinding operations. The headstock's precision spindle is mounted in ball bearings, preloaded and lubricated for life. Six spindle speeds—250 to 4000 rpm are provided by a 4-pulley,

V-belt drive system that is powered by a ¼-hp permanent magnet 110V motor that is included as basic equipment. The spindle nose is threaded 1 in. × 16 to mount accessory lathe chucks and tooling. It's bore takes special double-tapered collets up to ½ in. capacity. The machine bed is made from fine-grain cast iron and is heavily ribbed for maximum rigidity. Its dovetail bedways are precision ground to assure high accuracy. The lathe cross slide is T-slotted and with the tool post removed, is used as a milling/fixture table when the machine is set up for vertical operations. Both cross slide and carriage are gibbed for feed



and wear adjustments. All feed handwheels are chrome plated and feature resettable feed dials graduated in .001 in. Machinex 5 is priced at \$399.95 and is manufactured in the U.S.A. Its machine system includes a large selection of accessory equipment that makes it quite versatile.

Multi-Function Counter/Timer


Circle No. 143 on Reader Inquiry Card

A new 150MHz multi-function counter/timer, the Model 5845, has been announced by *Data Precision Corporation*. This instrument, the successor to the Model 5740 counter/timer, measures frequency, period, period average, elapsed time, and event counting/

totalizing. A feature of this counter is that in addition to measuring sinewave frequency it also measures and resolves pulses occurring as close as 15nS apart. With the digital input/output option, it reportedly can be completely remote controlled and will output full measurement and status data. The instrument has a specified sensitivity as low as 10mV rms for sinewaves or 30mV peak-to-peak for pulses and will accept signals as large as 250V. It has selectable (1/20) input range attenuator and front panel adjustment of the trigger level and also features a switchable 100kHz low-pass filter to maximize noise rejection when measuring low frequency square wave or pulse signals. All readouts are direct reading in KiloHertz on the 8-digit, .43 in. high LED display panel. In frequency mode, gate time selection from .01 seconds to 10 seconds in decade increments allows resolution from 100Hz to 0.1Hz. When operating in the overflow mode the displayed least significant digits are true readings to get measurement resolution beyond the inherent limit of the display itself. In period mode, decade steps afford direct reading of the signal's period to a resolution of 1uS or by averaging 10,000, or 1000 periods, the resolution is increased to 10nS. All readings are directly in Microseconds or, in case of frequency, Kilohertz. Individual events, pulses, or frequency bursts are counted up to 2 Megapulses per second. The count is continuous with a display capability up to 99,999,999, the display will "roll over" and further counting will indicate an overflow occurred. When measuring time interval 99,999 seconds can be



displayed to the nearest millisecond (27.78 hours), elapsed time will continue beyond the display limit with the overflow light coming on. Once again, the reading will be correct in the least significant digits displayed. The instrument's standard time base is a 10MHz crystal with a specified basic accuracy of ±4 ppm per year. Provision is made to accept a TCXO as an option. Input impedance is 1Mohm shunting by approximately 25pf, as an accessory a 50ohm



MAKE SURE you get paid for every inch of wire sold

EXACT MEASURING is a must when you retail coaxial cables, audio cables, and electronic/electrical wires. You can work confidently and quickly . . . yet keep close control . . . with **HYKON WIRE METERS and REELS** set up on a counter or as a portable combo. Wire up to 1" diameter pulls from stock through the meter onto take-up reel for neater delivery. Write for details or call us at
AREA 216 821-2320

Hykon

MANUFACTURING CO.
ET-161 East State Street ALLIANCE, OH 44601

Circle No. 107 on Reader Inquiry Card

BNC termination is available. The Model 5845, housed in a standard Data Precision instrument case, 8¼ in. × 2-7⁄8 in. × 8-7⁄8 in. complete with carrying handle, features pushbutton control. It is designed for either 115V or 230 V standard power and dissipates less than 10W. The Model 5845 is priced at \$325; a field-installable input/output option is available. This option provides full BCD output of data and status with printer controls. It also includes remote control of all functions/ranges, start/stop and reset control for automatic handling. Provision for an external 10MHz clock input is also included as part of this option. The price of this option is \$125 and a TCXO is also available for 214.50.

Logic Probe and Logic Pulser

Circle No. 144 on Reader Inquiry Card

OK Machine and Tool's new PRB-1 Digital Logic Probe costs \$36.95, yet, it is stated, offers features of much more expensive probes. It detects pulses as short as 10 nsec, and has frequency response to better than 50MHz and automatic pulse stretching to 50 nsec (+ and -). It is fully compatible with all RTL, DTL, HTL, TTL, MOS, CMOS and microprocessor logic families. It also features 120K ohm impedance, power lead reversal protection and overvoltage protection to 200v (+V-V). It features constant brightness LED's over full supply voltage range of 4-15v. The optional PA-1 adapter allows its use with supply voltages of 15-25v. It is supplied with a 6 foot coiled power cord and tip protector.

The PLS-1 logic pulser will superimpose a dynamic pulse train (20 pps) or a single pulse onto the circuit node under test. There reportedly is no need to unsolder pins or cut printed-circuit traces even when these nodes are being clamped by digital outputs. PLS-1 is a multi-mode, high current pulse generator packaged in a hand-held shirt pocket portable instrument. It can source or sink sufficient current to force saturated output transistors in digital circuits into the opposite logic state. Signal injection is by means of a pushbutton switch near the probe tip. When the button is depressed, a single high-going or low-going pulse of 2 μ sec wide is delivered to the circuit node under test.



Pulse polarity is automatic: high nodes are pulsed low and low nodes are pulsed high. Holding the button down delivers a series of pulses at 20 pps to the circuit under test. PLS-1 is suited for use in conjunction with the PRB-1 probe and costs \$48.95. **ETD**

Solid State

continued from page 19

recessed mounted plunger switch in the doorjamb on the hinge side below the lowest hinge is recommended. Mounted here it is out of the way and inconspicuous and these switches are very reliable. It is harder to install because it requires that a hole be driven into the doorjamb and another one down into the space for running the wiring but keep in mind that having wiring which is not exposed makes for a much more secure system.

The window switches can be recessed plunger switches or they can be the magnetic type. You should locate a standard sliding switch or toggle switch near the window in shunt with the other switch so that the homeowner can flip the bypass switch if he wishes to open the window for ventilation. If you have covered all of the doors and all of the windows with switches, you have covered the perimeter of the enclosed space. However, there are burglars who do not insist on opening the window. There are some who simply knock out all of the glass. If you want an additional degree of protection, something should be done to indicate the breaking of the glass. There are many methods which we will cover, but the oldest and most common method is to put a conducting tape around the window so that if the glass is broken the tape is broken. Again, this tape is a part of the series circuit entirely around the perimeter of the premises to be protected.

The system which has been described is the most common electronic intrusion detection system because it is simple, cheap and reliable.

Because it is normally closed, it is called a self-supervising system (N/C means a normally closed loop with current flowing all of the time). That means that if someone tried to deactivate the system by cutting the wire, the very act of cutting the wire would cut off the current and therefore generate an alarm.

Next month I'll cover other sensors for use in detecting intrusion and introduce you to the "panel" which is the logic and processing heart of any electronic intrusion detection system. If you have any questions or any subject you specifically want covered, write to me c/o ET/D. **ETD**

Hi-Fi auto audio

continued from page 29

device differs from the ordinary bass/treble boost circuit in that the equalizer selects narrow bands of frequencies to boost or attenuate. The front panel will contain five (or more) slide controls that allow the user to tailor the frequency response to personal taste. Each control will select an active filter (Fig. 6A).


The actual circuit is shown in Fig. 6B, although only one of the five active filter circuits is shown. While we don't have the space in this article to go into the operation of this circuit in detail, the filter is of a class called a *gyrator*, and it behaves like a series resonant LC tank. Let me forestall the objections "how can an RC circuit think it's an LC circuit?" The capacitor C1 is the tank circuit capacitance, while amplifier U1 and C2 are designed to pretend it is an inductor by dumping energy back into the circuit in the phase relationship resembling an inductance (*Op-amp Circuit Design & Application* by Joseph J. Carr, TAB Books 787).

The power indicator device in the circuit of Fig. 7.7 is a gimmick offered by Delco and certain others. Several semiconductor manufacturers offer a special bar graph display IC. There will be five (or more) outputs that are driven by a stack of five comparators. Each comparator is biased a little higher than the one below it, so will be turned on only when the voltage applied to all of them is of an appropriate level. Zero power will not allow any of the LEDs connected to the outputs to turn on. But as the power increases, first one and then the others are turned on. When all of the LEDs are on, the amplifier is producing a maximum output. I presume that this feature gives the driver something to watch while waiting for a traffic light. **ETD**

NEXT MONTH IN ET/D

- A VCR Review
- More on MPU's
- Inventory Control

SECURITY PRODUCTS



Passive I R Detector


Circle No. 153 on Reader Inquiry Card

Intended for residential and mini-commercial applications, the DS903 passive infrared was designed by *Detection Systems, Inc.*, to be flush mounted so to resemble an ac outlet for greater security and room decor. Balanced detectors cancel the effects of vibrations, pressure changes and hot and cold drafts directly on the unit. Illumination changes including a 100W tungsten light bulb switched on and off in a sensitive zone at 20 ft. also have no effect. Field of view is internally adjustable of $\pm 10^\circ$ on the horizontal plane. When aimed straight ahead the unit offers a maximum range of 40 ft. composed of 2 sensitive zones, each 2 ft. wide by 4 ft. high, spaced 4 ft. apart. A dual power supply allows for 6-18vdc or 12vac operation providing battery standby with the ac operating unit.

Audio/Video Security System

Circle No. 154 on Reader Inquiry Card

A new line of security products has been recently introduced by *Louroe Electronics*. The key product is a sensitive microphone. This electret microphone reportedly is designed especially for security work and is stated to be capable of picking up sounds within a 30 foot diameter. As support for the security microphone, Louroe has designed a line of peripheral equipment. The model AP-1 is a power supply-monitor amplifier,




capable of monitoring two microphones, one at a time, in two different locations. The AVS Series incorporates the properties of the AP-1 with the addition of Audio-Video Switching giving total security support. In this series, both cameras and microphones are switched automatically and sequentially. All support equipment has both audio and video line outputs for conveniently attaching to video monitors and VTR equipment.

New Motion Sensor

Circle No. 155 on Reader Inquiry Card

A compact and low cost motion sensing controller for varied applications such as automatic lighting control, access control, prowler protection or energy control is available from *Racon, Inc.* Called the MicroTrol, the easy to install, self-contained microwave unit has an adjustable sensing range up to 30 feet. The sensor, upon detection of motion, provides a 24 Vac output signal to actuate an external control relay for accomplishing control functions such as turning lights on or off, running conveyor lines, opening warehouse doors or sounding an alarm. The MicroTrol, for both indoor and outdoor



use, it housed in a metal die cast case which reportedly eliminates RFI or environmental contaminant problems. Temperature changes, air motion, sounds and humidity changes do not affect operation. The Micro Trol unit is provided with a multi-position mounting bracket. An LED indicator that lights when motion is detected allows the installer to adjust the detection range to the desired distance. Detection range is adjustable from 5 to 30 feet. On time is adjustable from 30 seconds to 3 minutes. The unit requires 24Vac input to operate. Unit cost for the Micro Trol is \$132.00.

Fire/Smoke Detector

Circle No. 156 on Reader Inquiry Card

Ademco's No. 648 is a two wire dual chamber system ionization detector, which may be used with a 24vdc fire control system (such as the Ademco No. 880) that has Class B, 2-wire initiating device loops. Powering and monitoring of the detector is accomplished over two wires from the fire control panel. The dual chamber is highly sensitive to products of combustion and can respond quickly to fast burning (clean fires) and slow smoldering fires. Its dual chamber permits exceptional stability in almost all installation environments. Detector will latch in alarm and turn on an LED. The 649 Base must be used in conjunction with the 648 Detector which easily twist-locks into place. Ademco offers a wide variety of alarm system components, control panels and sensors.



Home TV/Security System

Circle No. 157 on Reader Inquiry Card

GBC's LOOK-OUT 2000 allows a television to present regular TV programming while doubling as a video security system. The moment the doorbell rings while the TV is being watched, the LOOK-OUT receiver switches automatically into a closed circuit TV that lets you see and talk with the person at the door. The LOOK-OUT system is designed to handle as many as three camera locations with one receiver. Parents inside can keep an electronic eye on children playing outside, a mother in one room of the house can watch her children playing in another.


The entire system consists of a CCTV



camera weighing less than 2 lbs., a UHF/VHF CCTV 82 channel 12" black and white TV receiver, indoor-outdoor camera mount, sound module and plug-in cable. It is prewired and requires little installation. The camera mounts with only a screwdriver. The dealer price of the basic system is \$3.50; additional cameras are \$136.50.

Sound Discrimination Switch

Circle No. 158 on Reader Inquiry Card
MRL, Inc. has a new product for security dealers and installers. The Audio Switch operates on 6 or 12 volts ac or dc, externally supplied. Hard wired, it is a sound discriminator unit, to be used in conjunction with most alarm control panels. Two models are available, either flush mount




or surface mount. The unit has a sensitivity adjustment, NO and NC dry contacts, automatic reset, and low power consumption. The Audio Switch is reportedly a true sound discriminator, detecting sounds of forcible entry while ignoring sounds of normal operations.

Passive I R Detector

Circle No. 159 on Reader Inquiry Card
Arrowhead Enterprises has recently introduced a new passive infrared detector to the Alarm Industry. The heart of this new device is its, reportedly unique, optical lens. It is stated that unlike the current passive infrareds available, it does not rely on a fixed lens or a reflective mirror, but incorporates a segmented, "interchangeable lens." This front mounted lens can be easily removed allowing the installer to simply change the protective pattern, by changing the lens assembly. The two lens assemblies being introduced now, include a 40' x 40' area protection pattern and a 150' long range pattern. The area protection pattern has 12 zones, 6

long and 6 short. The long range pattern has 3 zones, a 150 foot zone, an intermediate zone and a short range zone. The S8000 can be ordered with either an area or long range lens installed. A benefit of this optical arrangement is that it gives the installer the capability of altering the protective pattern of any lens. By covering or "masking" any of the lens segments, you can eliminate one or more of the zones to avoid a potential trouble area.

Arrowhead, with the Series S8000, states they have overcome one of the major shortcomings of passive infrared detectors. Through the use of the pattern locator the installer can actually "see" what the detector is "looking" at. When the cover is removed the pattern locator automatically turns on. The installer when standing in one of the protective zones will "see" the pattern locator's red glow being illuminated from the lens array. He can follow the Pattern Locator and tell exactly where the unit is "looking." When he is *not* in a protective



zone the pattern locator will *not* be visible. During set-up he now knows if the detector is viewing a problem area, and if so, re-alignment of the internal optics or "masking" of a lens segment can change the field of view. Other features of the S8000 include an environmental interference test switch which can reduce false alarm potential by checking marginal environmental conditions. The sheet metal enclosure is formed to provide mounting of 45° or 90° and by using the internal optic adjustments, the unit can be installed to provide optimum protection. The S8000 will operate from either 12 Volt ac or dc and an optional standby battery is available when using ac input. This new passive infrared contains a cover-activated tamper switch with a dual set of contacts, one set is permanently connected to the alarm relay, and the second to the terminal block for 24 hour monitoring. The alarm/walk-test LED and the tamper switch are independent of each other, so set-up and walk testing can be done with the cover removed. **ETD**

OPTIMA VALUE SALE

TO ORDER CALL TOLL FREE 1-800-327-0224

G. E., SYLVANIA, ZENITH 75% OFF LIST NEW-BOXED

<input type="checkbox"/> 3A3	5 for \$10.81	<input type="checkbox"/> 6HV5	5 for \$23.81
<input type="checkbox"/> 6BK4	5 for \$20.00	<input type="checkbox"/> 6JE6	5 for \$22.50
<input type="checkbox"/> 6CJ3	5 for \$10.08	<input type="checkbox"/> 6LB6	5 for \$21.83
<input type="checkbox"/> 6FQ7	5 for \$ 8.13	<input type="checkbox"/> 6LF6	5 for \$21.50
<input type="checkbox"/> 6GF7	5 for \$14.25	<input type="checkbox"/> 17JZ8	5 for \$11.50
<input type="checkbox"/> 6QH8	5 for \$ 8.50	<input type="checkbox"/> 38HE7	5 for \$19.89

All Tubes Not Advertised. Write In at 75% off list. Sleeves Only. Singles 72% off list.

TRANSISTORS & I.C.'s . . . MIN. 5

<input type="checkbox"/> 2SC1172	Toshiba	\$2.20	3 Year Guarantee
<input type="checkbox"/> 2SC867A	Sony	\$3.95	<input type="checkbox"/> 2SC1172B \$1.95
<input type="checkbox"/> TA7222	Toshiba	\$1.50	<input type="checkbox"/> 2SC1308K \$1.95
<input type="checkbox"/> TA7204P	Toshiba	\$1.00	<input type="checkbox"/> 2SC1358A \$1.95
<input type="checkbox"/> TA7205P	Toshiba	\$1.00	<input type="checkbox"/> 185 \$1.95
<input type="checkbox"/> 1186 BA521		\$1.25	<input type="checkbox"/> 238 \$1.95

REPLACEMENT FOR ECG

<input type="checkbox"/> 130	\$.75	<input type="checkbox"/> 196	\$.59	<input type="checkbox"/> 791	\$1.50
<input type="checkbox"/> 152	\$.49	<input type="checkbox"/> 197	\$.59	<input type="checkbox"/> 792	\$1.50
<input type="checkbox"/> 153	\$.49	<input type="checkbox"/> 230	\$2.84	<input type="checkbox"/> 793	\$2.00
<input type="checkbox"/> 171	\$.59	<input type="checkbox"/> 291	\$.89	<input type="checkbox"/> 819	\$1.50
<input type="checkbox"/> 182	\$1.50	<input type="checkbox"/> 292	\$.89	<input type="checkbox"/> 822	\$2.00
<input type="checkbox"/> 183	\$1.50	<input type="checkbox"/> 329	\$1.80	<input type="checkbox"/> 820	\$2.00
<input type="checkbox"/> 188	\$.55	<input type="checkbox"/> 712	\$1.00	<input type="checkbox"/> 1187	\$1.95
<input type="checkbox"/> 195A	\$.75	<input type="checkbox"/> 731	\$1.00		

ZENITH, RCA & SYLVANIA MODULES

<input type="checkbox"/> 9-92	\$ 6.95	<input type="checkbox"/> 145260	\$14.31
<input type="checkbox"/> 9-103-04	\$ 6.95	<input type="checkbox"/> 145262	\$18.95
<input type="checkbox"/> 9-121-01	\$ 7.80	Rep. ECG500A	\$9.95
<input type="checkbox"/> 150-190	\$12.95	<input type="checkbox"/> 32-37505-4	\$14.95
<input type="checkbox"/> 138897	\$13.23	<input type="checkbox"/> 32-39202-3	\$14.95
<input type="checkbox"/> 139546	\$17.38	<input type="checkbox"/> 32-43068-1	\$14.95
<input type="checkbox"/> 141154	\$19.60	<input type="checkbox"/> 32-41658-3	\$14.95
<input type="checkbox"/> 141427	\$19.53	<input type="checkbox"/> 32-43062-3	\$14.95
<input type="checkbox"/> 145256	\$11.58		

GENERAL

<input type="checkbox"/> 144257 VIDEO HEAD		\$89.95
<input type="checkbox"/> 3.58 Crystal Osc	Min. 10	\$.79
<input type="checkbox"/> 2 1/2 Amp 1000 PIV		100 for \$ 8.00

Quantity Prices Available.

Letters of credit and all checks placed on deposit with Bank of Hallandale, FL. VISA/Bank Americard & Master Charge accepted. Min. order \$75 FOB Dania, FL. Catalog \$3, refundable upon order.

SEND CHECK OR MONEY ORDER TO:

OPTIMA ELECTRONICS

2022 Tigertail Blvd., Dania, FL 33004

Phone (305) 920-3550

TOLL FREE 1-800-327-0224

Circle No. 111 on Reader Inquiry Card

ELECTRONIC TECHNICIAN

If you'd like to switch from soldering iron to typewriter and have a good command of the English Language, tell us all about yourself, including past education and experience.

Location, Western Mass., with nationally-known manufacturer. Position involves preparation of data sheets, engineering bulletins, technical manuals, etc.

Box 132

ELECTRONIC TECHNICIAN/DEALER

We Are An Equal Opportunity Employer

m/f

CLASSIFIED

RATES: 50 cents per word (minimum charge, \$15). Bold face word or words in all capital letters charged at 65 cents per word. Boxed or display ads charged at \$60 per column inch (one inch minimum). Agency commissions will be given only when camera-ready art is provided by agency. For ads using blind box number, add \$5 to total cost of ad. Send ad copy with payment to Dawn Anderson, ELECTRONIC TECHNICIAN/DEALER, 1 East First Street, Duluth, MN 55802.

BOX NUMBER REPLIES: Mail box number replies to: ELECTRONIC TECHNICIAN/DEALER, Classified Ad Department, 120 W. 2nd St., Duluth, MN 55802. Please include box number in address.

FOR SALE

ELECTRONIC BARGAINS, CLOSEOUTS, SURPLUS! Parts, equipment, stereo, industrial, educational. Amazing values! Fascinating items unavailable in stores or catalogs anywhere. Unusual FREE catalog. ETCO-013, Box 762, Plattsburgh, NY 12901. TF

19" COLOR TV'S, used commercial models. RCA XL-100 and others. 10 lot minimum. Kamcor, Ltd., 88 S. Washington Ave., Bergenfield, NJ 07621.

SCRAMBLED-TV WHAT IT IS-HOW IT WORKS. New publication explains how the two encoding/decoding systems used today work. Theory, circuits, etc. Send \$9.95 to: Workshop, Box 393ETE, Bethpage NY 11714 TF

TV AND RADIO TUBES 49¢ EA!! Send for free color parts catalog. Your order free if not shipped in 24 hours. Cornell Electronics 4215-17 University San Diego California 92105. TF

T.V. PICTURE TUBE REBUILDING EQUIPMENT FOR SALE. COMPLETE UNIT CAPABLE OF REBUILDING TWENTY TUBES PER DAY. ALL NECESSARY SUPPLIES AND MATERIALS INCLUDED. FOR INFORMATION CALL 218-727-2825 OR WRITE NWK, 413 EAST SUPERIOR STREET, DULUTH, MINNESOTA 55802.

Professional Alarm Boards. \$30 fully assembled-less enclosure and speaker. Full protection-burglary; fire; time delay; emergency button; loud wailing sound. Operates on 12 volts. Start own business or expand existing one. Earn extra income by installing. Detailed instructions. Guarantee. Technical service available. Quantity discounts. PNP Manufacturing, Dept D, Box 1, Brooklyn, New York 11204 12/80

Automobile radio and tape replacement parts: Delco, Chrysler, Philco-Ford, Motorola, Panasonic and many others. Large inventory. **Laran Electronics Inc.** 3768 Boston Road, Bronx, NY 10469 (212) 881-9600 out of New York state (800) 223-8314. TF

SONY-PANASONIC-RCA-ZENITH-EXACT REPLACEMENT PARTS-LARGE INVENTORIES-SEND PART OR MODEL NUMBERS-WILL UPS OR COD-GREEN TELE RADIO DISTRIBUTORS, 172 SUNRISE HIGHWAY, ROCKVILLE CENTRE, N.Y. 11570. TF

THE BOOTLEGGERS BIBLE, modify CB's above CH-40, below CH-1, \$12.95 **CB RADIO REPAIR**, circuit descriptions Professional Repair techniques, \$8.95 **LINEAR AMPLIFIER PLAN BOOK II**, 13 plans from 2 to 400 MHZ, 15 to 1000 watts, \$11.95 **A.P. SYSTEMS**, Box 263 E, Newport, Rhode Island 02840. 401-846-5627 TF

FOR SALE TV TROUBLE ANALYSIS TIPS. Over 300 symptoms/remedies by circuit area. Tough ones I found in years of servicing. e.g. Poor sync-C66 shorted-Wards-GEN-12349A-SAMS 995-2. Save time and money. Due to demand, send only \$12.50 to CHAN TV, 8151 Grandview Rd., Chanhassen, MN 55317.


TUBES—Receiving, Industrial and Semiconductors, factory boxed. Free price list. Low, low prices. **TRANSELETRONIC INC.** 1365-39th Street, Brooklyn, N.Y. 11218E 800-221-5802, 212-633-2800.

WHOLESALE TV PARTS-transistors (TM/PTC/ECG) Thordson Yokes & Flies; Resistors; Capacitors; Triplers; Tools; Tubes 72% off; Sams 5.95; Video Tapes. Video Movies bought, sold, rented. Send for free catalog. **Astro Electronics**, Old Grand Union Shopping Ctr., Rt. 9W, Stony Point N.Y. 10980. 914-942-2173. 3/81

PASS FCC EXAMS

The Original FCC Tests-Answers exam manual that prepares you at home for FCC First and Second class Radiotelephone licenses. Newly revised multiple-choice exams cover all areas tested on the actual FCC exam. Plus "Self-Study Ability Test" Proven! \$9.95 postpaid. Moneyback Guarantee.

COMTECH PRODUCTIONS Radio Engineering Division P.O. Box 26348 W San Francisco, CA 94126



send a message... ...write here.

1. Number of insertions: (circle) 1 2 3 6 12
 2. Start with (month) _____ issue (Copy must be in by 1st of month preceding)
 3. Amount enclosed: \$ _____

PAYMENT MUST ACCOMPANY ORDER. WE'LL BILL RATED FIRMS

NAME _____ COMPANY _____
 STREET _____
 CITY _____ STATE _____ ZIP _____

MAIL AD COPY TO: DAWN ANDERSON, ELECTRONIC TECHNICIAN/DEALER, 1 EAST FIRST STREET, DULUTH, MN. 55802.

RATES: 50 cents per word (minimum charge, \$15). Bold face words or words in all capital letters charged at 65 cents per word. Boxed or display ads charged at \$60 per column inch (one inch minimum). For ads using blind box number, add \$5 to total cost of ad.

MICROWAVE OVENS save to \$290, Amana, Litton, Norelco, Quasar, Sharp, Toshiba, DEC ET, 9245 Huebner, San Antonio, TX 78240.

39⁹⁵ ADD \$2.50 FOR POSTAGE
30 CHANNEL CABLE TV CONVERTER
 ORDER No. 182AE047
FREE! UNUSUAL 96 PAGE ELECTRONIC PARTS & IDEAS CATALOG!
PLATTSBURGH, N.Y. 12901
 Tel.: (518) 561-8700

SATELLITE TELEVISION — movies, sports, etc. Build or buy your own earth station. Article gives alot of hard-to-find, necessary information. Send \$4.00 for article to Satellite Television, R. D. 3, Box 140, Oxford, NY 13830.

ALARM SUPPLY COMPANY

It's easy to order from Alarm Supply. The one source for over 3000 WHOLESALE SECURITY PRODUCTS from more than 100 manufacturers—
 DETROIT—CHICAGO—ATLANTA
 12551 Globe Road Livonia, MI 48150
 (313) 591-9100 (800) 521-6100

HEWLETT PACKARD Distortion Analyzer 333A \$595, Leader Scope LBO-505 15MHz Dual \$395, B & K Curve Tracer 501A \$140, Leader AC Millivolt Meter LMV-87A \$135, Powerstat Vari-transformer 50 amp \$150, 10 amp \$50, all excellent condition. **TESTEK**, 6910 Hayvenhurst, Van Nuys, CA 91406, (213) 786-6890.

PICTURE TUBE REBUILDING EQUIPMENT capable of producing four high quality tubes per day (WILL TRAIN TO OPERATE) \$4200. Call or Write Atoll Television, 6425 Irving Park, Chicago, Illinois 60634, ph. 312-545-6667. 11/80

One shot, fall special deal on current parts. **Save-Save-Sony** varactor push button tuner, boxed \$19.95. Slide controls 50K ohm, 10 lot \$9.95. 24V 3 Amp transformer \$3.99. 2SC1172B 10 lot \$2.09. 800-860 4 lead capacitor \$3.99. 800-616 Zenith focus block \$4.50. AGC 1,2,3 Amp 100 lot \$10/box. **Redcoat Electronics**, 66-15 Thornton Pl., Forest Hills, NY 11374. (212) 261-9479.

DECODER KIT, TV, (sine wave encoder system) Los Angeles chan. 52, Chicago chan. 44, Detroit chan. 20, Florida chan. 50, etc. Latest model, complete kit \$139. Distributors wanted, quantity discounts. Catalog free. Write Simple Simon Electronic Kits, Div.-Les Gaskell Enterprises, 11852 S. Hawthorne Blvd., Hawthorne, CA 90250. Tel. (213) 675-2335.

Build Flyback and Transformer Checker. Under five dollars. Send one dollar plus self addressed stamped envelope to: Jack Ross, 6206 N. Francisco, Chicago, Ill. 60659.

WANTED

WANTED: PICTURE TUBE REBUILDING EQUIPMENT working or not. Write or call Atoll Television, 6425 Irving Park, Chicago, Illinois 60634. Phone 312-545-6667.

Wanted for Cash: 7N7, 7F7, 6L6, metal, 6AF6, 6HU8, 304TL, 4CX1000A, all transmitting, special purpose and Eimac tubes, etc. DCO Inc., 10 Schuyler Avenue, North Arlington, N.J. 07032, Toll Free (800) 526-1270. 1/81

BUSINESS OPPORTUNITIES

MECHANICALLY INCLINED INDIVIDUALS Assemble electronic devices in your home. Knowledge or experience not necessary. Get started in spare time. Above average profits. \$300-\$600/wk. possible. Sales handled by others. No investment—Write for free details. **ELECTRONIC DEVELOPMENT LAB**, Box 1560B, Pinellas Park, FL 33565. TF

Florida's Sun Coast. TV sales & service. New Showroom attached to modern 2 bedroom home in nice area. Plus separate rental house. \$90,000. For details call 1-813-541-2039. Or write shop owner: 7744 46 Ave., St. Petersburg, Fla. 33709

RETIREMENT FORCES SALE OF HIGHLY SUCCESSFUL SERVICE BUSINESS Rare business opportunity in TV service business. Am retiring, have reluctantly decided to sell my established 24 year old company. Strip mall location in center of fast-growing, high rent Miami suburb. Approx. \$250,000 projected gross for 1980. Three reliable technicians; late model panel truck; many scopes, meters, soldering stations, tools, etc and complete bookkeeping equipment. Almost \$60,000 in inventory alone. Top independent shop in South Florida. Excellent income, neighborhood, weather. For details call A.C. Williams, owner, at 305-235-1772. 12/80

Television, Air Conditioning, Service and Sales, Queens, NY, Busy Traffic Area. Established 30 years. Retiring. Gross 100,000+. Phone 212-471-9572 or 471-8661.

SOUTHERN NEW HAMPSHIRE

Complete TV retail and service center with 6 room home, in-grd. pool plus Quasar/Sylvania Dealer. Prime hi-traffic location in rapid growth area. NO state sales or income tax. No competition. Turnkey operation. Excellent business climate. \$155,000. Call or write: **Hal Warner, Warner Associates, Realtors**, P.O. Box 3, Amherst, NH 03031 603-673-7000

Picture tube rebuilding plant for sale. A1 picture tube rebuilder. 1336 Dillingham Blvd. Honolulu, Hawaii 96817 800-847-6444

Growing T. V. Sales and Service business for sale in Northern New Jersey; complete, with van and inventory. Excellent opportunity; contact Mr. Richard Trueman, after 7 p.m. at 201-838-6912.

Florida East Coast. Well established TV Sales & Service. Good location, long lease. Good opportunity. Contact owner. 765 Horseman Dr., Port Orange, FL 32019, (904) 788-0141.

SERVICES

Products assembled with professional touch. Seek Contracts from electronic firms and manufacturers to assemble your product. For details write: **Sergo Enterprises**, 19 River St., Ter., Hyde Park, Massachusetts 02136.

Introduce a Heidelbergger to a hamburger.

Introduce a Roman to a root beer, or a Thai to a New England town meeting. These are only 3 of many great American experiences you can share with a foreign high school student.

When you host a student for one year while he attends high school in your community, you can experience an exchange of learning and teaching on new international levels.

Every hosting AFS family gets a chance to introduce our American way of life to a foreigner.

And every AFS kid, in turn, brings a part of his world to your understanding of today's world.

All of a sudden the world is a smaller place.

For more information write to: AFS International/Intercultural Programs, 313 E. 43rd Street, N.Y., N.Y. 10017. Or call toll free (800) 327-2777. In Florida (800) 432-2766.

AFS International Exchanges for high school students.

We provide the students. You provide the love.



READER SERVICE INFORMATION CARD

12-80

For more information on products or services mentioned in this issue, circle the corresponding numbers below, fill in appropriate information and mail today.

101	111	121	131	141	151	161	171	181	191	201	211	221	231	241	251	261	271
102	112	122	132	142	152	162	172	182	192	202	212	222	232	242	252	262	272
103	113	123	133	143	153	163	173	183	193	203	213	223	233	243	253	263	273
104	114	124	134	144	154	164	174	184	194	204	214	224	234	244	254	264	274
105	115	125	135	145	155	165	175	185	195	205	215	225	235	245	255	265	275
106	116	126	136	146	156	166	176	186	196	206	216	226	236	246	256	266	276
107	117	127	137	147	157	167	177	187	197	207	217	227	237	247	257	267	277
108	118	128	138	148	158	168	178	188	198	208	218	228	238	248	258	268	278
109	119	129	139	149	159	169	179	189	199	209	219	229	239	249	259	269	279
110	120	130	140	150	160	170	180	190	200	210	220	230	240	250	260	270	280

NAME

POSITION

COMPANY

Please describe your type of business or industry

STREET

CITY

STATE

ZIP

Your signature

Date



NO POSTAGE
NECESSARY
IF MAILED
IN THE
UNITED STATES

BUSINESS REPLY CARD

FIRST CLASS PERMIT NO. 665 DULUTH, MINNESOTA

POSTAGE WILL BE PAID BY ADDRESSEE

READER SERVICE DEPARTMENT



ELECTRONIC TECHNICIAN/DEALER

POST OFFICE BOX 6016
DULUTH, MINNESOTA 55806



Circle the Reader Service numbers of those items of interest to you.

GET MORE FACTS

YOUR OWN PERSONAL COPY EVERY MONTH ...DON'T MISS IT!



PERSONAL SUBSCRIPTION CARD

For countries outside the U.S., please apply appropriate postage before mailing.

Get a **FREE BONUS** with your personal subscription to **ELECTRONIC TECHNICIAN/DEALER!**

U.S./Canada: 3 Years \$24 * 2 Years \$18 * 1 Year \$11

Other Countries: 1 Year \$30

Payment enclosed Bill me (All foreign orders must be prepaid in U.S. dollars).

*BONUS: With a 2 or 3 year subscription, you receive TEKFAQ 115 free!

PLEASE CHECK BELOW:

1. In the TV, Radio and other consumer products fields, is your firm **PRIMARILY**: (please check one)

- | | |
|--|--|
| <input type="checkbox"/> Independent or Self-Employed Service Technician | <input type="checkbox"/> Industrial Electronic Service |
| <input type="checkbox"/> Independent Electronic Service Organization | <input type="checkbox"/> Wholesaler, Jobber, Distributor |
| <input type="checkbox"/> Retailer with Electronic Service Department | <input type="checkbox"/> Other (Please describe) |
| <input type="checkbox"/> Electronics, Radio, TV Manufacturer | |

2. Title (Please check one)

- | | |
|--|--|
| <input type="checkbox"/> Technician | <input type="checkbox"/> Service Manager |
| <input type="checkbox"/> Owner, Manager, Buyer | <input type="checkbox"/> Other (Please describe) |

SIGNATURE

DATE

NAME

TITLE

FIRM

STREET

CITY

STATE

ZIP

If you are renewing your subscription, check here and attach your address label. If you renew your subscription for 2 to 3 years, you are still eligible to receive your free bonus.

Please allow 60 days for order processing. Under the terms of this offer, receipt of payment shall constitute publisher's obligation to deliver premium merchandise.



NO POSTAGE
NECESSARY
IF MAILED
IN THE
UNITED STATES

BUSINESS REPLY CARD

FIRST CLASS PERMIT NO. 665 DULUTH, MINNESOTA

POSTAGE WILL BE PAID BY ADDRESSEE

READER SERVICE DEPARTMENT



ELECTRONIC TECHNICIAN/DEALER

POST OFFICE BOX 6016
DULUTH, MINNESOTA 55806



GET
MORE
FACTS

Inquiries serviced for 90 days from date of issue. For those countries outside the U.S., please apply appropriate postage before mailing.

2

READER SERVICE INFORMATION CARD

12-80

For more information on products or services mentioned in this issue, circle the corresponding numbers below, fill in appropriate information and mail today.

101	111	121	131	141	151	161	171	181	191	201	211	221	231	241	251	261	271
102	112	122	132	142	152	162	172	182	192	202	212	222	232	242	252	262	272
103	113	123	133	143	153	163	173	183	193	203	213	223	233	243	253	263	273
104	114	124	134	144	154	164	174	184	194	204	214	224	234	244	254	264	274
105	115	125	135	145	155	165	175	185	195	205	215	225	235	245	255	265	275
106	116	126	136	146	156	166	176	186	196	206	216	226	236	246	256	266	276
107	117	127	137	147	157	167	177	187	197	207	217	227	237	247	257	267	277
108	118	128	138	148	158	168	178	188	198	208	218	228	238	248	258	268	278
109	119	129	139	149	159	169	179	189	199	209	219	229	239	249	259	269	279
110	120	130	140	150	160	170	180	190	200	210	220	230	240	250	260	270	280

NAME _____

POSITION _____

COMPANY _____

Please describe your type of business or industry _____

STREET _____

CITY _____

STATE _____ ZIP _____

Your signature _____ Date _____

Circle the Reader Service numbers of those items of interest to you.



NO POSTAGE
NECESSARY
IF MAILED
IN THE
UNITED STATES

BUSINESS REPLY CARD

FIRST CLASS PERMIT NO. 665 DULUTH, MINNESOTA

POSTAGE WILL BE PAID BY ADDRESSEE

CIRCULATION DEPARTMENT



ELECTRONIC TECHNICIAN DEALER

POST OFFICE BOX 6016
DULUTH, MINNESOTA 55806



YOUR
OWN
PERSONAL
COPY
EVERY
MONTH...
DON'T
MISS
IT!



A New Arrival

Name: Mezzar Mark-12
Weight: 4½ pounds
Length: 10 inches

A second generation of profit-building, time-saving test instruments from PTS is being introduced. First arrival is the Mezzar Mark-12 UHF/VHF Field Strength Meter used with accuracy and ease on the bench or in the field.

The rugged, compact (8½" wide x 10" long x 3¾" high) Mezzar Mark-12 features 12-position detent VHF tuning and 70-position detent UHF tuning. Designed for AC or DC operation, the Mark-12 has a detachable AC line cord and self-contained nickel-cadmium batteries that automatically recharge anytime the unit is plugged in. The Mark-12 meter is electronically damped for reading stability under all conditions. See the Mark-12 and other PTS test instruments at your nearest PTS servicer or PTS stocking distributor.



PTS ELECTRONICS, INC.
The Only Name You Need To Know

THE NEW

performer.

... UNBEATABLE PRICE / PERFORMANCE RATIO

The Model 7000 Universal Counter / Timer



ONLY \$300

MADE IN USA

Built for your budget, the Model 7000 is a micro-processor controlled reciprocal universal counter. It is capable of measuring both input signal frequency and period over the full 5Hz to 80 MHz range in one second with six digit resolution. The autoranging unit has both frequency and multiple period averaging measurement capability. Its microprocessor executes the optimum measurement and displays the desired format, frequency or period.

1. High resolution, μ P controlled reciprocal counting design provides both input signal frequency and period measurements.
2. 80 MHz frequency measurement plus event counting to 1 bil-

lion and elapsed time measurement from 100 μ S to 100 hours.
3. Single function knob for easier operation and built in self testing confidence test circuit.

Its ease of operation, versatility and accuracy make the Model 7000 an ideal instrument for the hobbyist, technician or engineer. The Model 7000 can also be ordered with a temperature-compensated oscillator for applications where higher accuracy is needed.

See your Triplet distributor, Mod Center or representative for a free no-obligation demonstration. Triplet Corp., Bluffton, Ohio 45817. (419) 358-5015, TWX (810) 490-2400.

Circle No. 117 for information

Circle No. 118 for FREE demonstration



Triplet performance... a tough act to follow

TTT TRIPLETT