

HOW TO REJUVENATE YOUR OLD RIG

CC

FEBRUARY-MARCH 75¢

Science and Electronics

**WHITE'S
RADIO
LOG**

- AM Stations
- Worldwide SW
- Police/Emergency

formerly
**Radio-TV
EXPERIMENTER**

SUPER STABLE RECEIVER

Tunes aircraft, hams, police!

LOVER'S LAMP

One whistle and you're on!

see page 55

MAGNETIC BEAM BALANCE

A handful of parts,
and a meter
becomes a
sensitive lab scale

REGULATED DC SUPPLY

For every
solid-state project

SCIENCE EXTRA

A MATHEMATICIAN'S MUSICAL MUSINGS

He discovers that music is much more
than just a one, and a two, and a...



Dazzle your friends with lightworks.



Sound n' Color[®]

The new dimension to music pleasure. EICO All Electronic Solid-State Audio-Color Organs transform sound waves into moving synchronized color images. Connect easily to speaker leads of hi-fi or radio. From \$29.95



Translators

The electronics you need to create audio-stimulated light displays to your own imagination. Actuates Light Display Units, Strobe Lites, any lamp configuration (Xmas trees, patio lights, etc.). From \$24.95 kit, \$39.95 wired.



Strobe Lites

High-intensity bursts of white light from Xenon tube flash in cadence with each beat of audio. From \$24.95 kit, \$39.95 wired.

Build the Stereo Kits praised by experts.

All amplifier power ratings according to IHF standards. Cortina[®] designed and manufactured in U.S.A. and guaranteed by EICO.



70-Watt AM/FM Stereo Receiver including cabinet. Cortina 3770. \$189.95 kit, \$279.95 wired.

70-Watt FM Stereo Receiver including cabinet. Cortina 3570. \$169.95 kit, \$259.95 wired.



150-Watt Silicon Solid-State Stereo Amplifier, including cabinet. For the audio perfectionist. Cortina 3150. \$149.95 kit, \$225 wired.

70-Watt Silicon Solid-State Stereo Amplifier, including cabinet. Cortina 3070. \$99.95 kit, \$139.95 wired.



FM Stereo Tuner including cabinet. Cortina 3200. \$99.95 kit, \$139.95 wired.



EC 1100
FM WIRELESS MIKE \$9.95

Build for fun and use with Eicocraft jiffy project kits.

The newest excitement in kits 100% solid-state and professional. Expandable, interconnectable. Excellent as introductions to electronics. No technical experience needed. Finest parts, pre-drilled etched printed circuit boards, step-by-step instructions. 26 kits to select from, \$2.50 to \$9.95. Just released: EC-2800 "Super Snoop" \$8.95; EC-2700 Police & Fire Converter



(lo band) \$7.95; EC-2800 Aircraft Converter \$7.95; EC-2900 Police & Fire Converter (hi band) \$7.95; EC-3100 2-Station Intercom (with cases) \$10.95; EC-3200 "Do-It-Yourself" PC Etching Kit \$4.95; EC-2300 Audio Pre-amplifier \$8.95; EC-2400 Bullhorn \$8.95; EC-2500 Fuzzbox \$8.95.



EC-1900 TREASURE FINDER \$9.95

Shape up your own car/boat with EICO Engine Analyzer

For all 6V/12V systems; 4, 6, 8-cyl. engines. Now you can keep your car or boat engine in tip-top shape with this solid-state, portable, self-powered universal engine analyzer.

Completely tests your total ignition/electrical system. Complete with comprehensive Tune-up & Trouble-shooting Manual. EICO 888. \$49.95 kit, \$69.95 wired.



The first and only solid state test equipment GUARANTEED FOR 5 YEARS

Only EICO brings you laboratory precision and long life at lowest cost.




EICO 240 Solid-State FET TVOM \$59.95 kit, \$79.95 wired



EICO 379 Solid-State Sine/Square Wave Generator \$69.95 kit, \$94.50 wired



EICO 242 Solid-State Deluxe FET-TVOM \$69.95 kit, \$94.50 wired



EICO 150 Solid-State Signal Tracer \$49.95 kit, \$69.95 wired



EICO 330 Solid-State RF Signal Generator \$59.95 kit, \$84.50 wired

You save up to 50% with EICO Kits. Since 1945, Best Buys in Electronics. Over 3 Million EICO Instruments Now in Use.

FREE 1969 CATALOG

Send me FREE catalog describing the full EICO line of 200 best buys, and name of nearest dealer.

SE 2



EICO Electronic Instrument Co., Inc.
283 Malta Street, Brooklyn, N.Y. 11207
EICO Canada Ltd.
20 Millwick Drive, Weston, Ontario

Name _____
Address _____
City _____ State _____ Zip _____

**Without NTS
training
you've only
scratched
the surface in
electronics...**



NTS digs deep into electronics. Proof? Look at the close-up at the left. It's the first transistorized digital computer-trainer ever offered by a home study school.

Fascinating to assemble, the NTS Compu-Trainer® introduces you to the exciting world of computer electronics. Its design includes advanced solid-state NOR circuitry, flip-flops, astable multivibrators and reset circuits. Plus two zener and transistorized voltage-regulated power supplies. The NTS Compu-Trainer can perform 50,000 operations per second, and is only one of many ultra-advanced kits we offer to give you incomparable, in-depth career training.

NTS... THE FIRST HOME STUDY SCHOOL TO OFFER LIVE EXPERIMENTS WITH INTEGRATED CIRCUIT KITS

With NTS Project-Method Home Training, you build a computer sub-system using the new, revolutionary integrated circuits. Each one, smaller than a dime, contains the equivalent of 15 resistors and 27 transistors.

With Project-Method, kits are carefully integrated with lesson material. All our kits are real equipment—not school-designed versions for training only. Project-Method was developed in our giant resident school... and proven effective for thousands of men like yourself. It's the practical-experience approach to learning. Gets you going in a hurry!



■ COMMUNICATIONS

This Transceiver is included in Communications courses. It's yours to build... to easily prepare for F.C.C. License exam... To become a fully-trained man in communications.



■ COLOR TV, 295 SQ. IN. PICTURE

Included in Color TV servicing courses. Building this advanced receiver gets you deep into color circuitry—advances you into this profitable field of servicing—the easy way. Color is the future of television, and your future, too!



■ INDUSTRIAL & COMPUTER ELECTRONICS

New ideas, new inventions, are opening whole new fields of opportunity. Electronic control systems, computers, are being applied to great numbers of manufacturing processes every day. We train you for this new field, fast! With advanced control systems devices, a new 5" oscilloscope, and the NTS Compu-Trainer. Modern, quick and easy training prepares you to enter this brand-new world like a pro.



GET THE FACTS! SEE ALL NEW KITS AND COURSES OFFERED IN THE NEW NTS COLOR CATALOG. SEND THE CARD TODAY! No obligation. No salesman will call.

Classroom Training At Los Angeles. You can take classroom training at Los Angeles. NTS occupies a city block with over a million dollars in facilities devoted exclusively to technical training. Check box on coupon.

NATIONAL TECHNICAL SCHOOLS

WORLD-WIDE TRAINING SINCE 1905
4000 So. Figueroa Street Los Angeles, Calif. 90037
APPROVED FOR VETERANS



Accredited member:
National Home Study Council
National Association of
Trade and Technical Schools.





Science and Electronics

SPECIAL CONSTRUCTION PROJECTS

-
- ★ 31 Magnetic Beam Balance—*great way to weigh a gnat's eyelash!*
- ★ 39 Super Stable Receiver—*"United 293 to tower, we hear you"*
- ★ 49 Universal Regulated Power Supply—*0 to 10V @ 0 to 300 mA*
- ★ 57 Lover's Lamp—*one click does the trick!*

SCIENCE SPECIALS

-
- 20 Famous Patents—*Nathan Stubblefield's wireless telephone*
- 23 The Skies Above Us—*when the moon gets in the way*
- 62 What Did That Bus Say?
- ★ 73 The Mathematics of Music—*two and three are seldom five*

COMMUNICATIONS—SWL/CB/HAM

-
- ★ 35 Shack on a Shoestring—*secret is to breathe new life into an old rig*
- 44 Operation Facelift—*a custom platform for your shack*
- 46 Radio Astronomy by Mail—*how SWLs pinpoint solar hotspots*
- 68 Ham Traffic—*the thinking ham's frequencies*

S/E LAB CHECKS

-
- 65 Sola Electric ColorVolt Line-Voltage Regulator
- 71 Tandberg Model 1641X Stereo Tape Deck

SCIENCE SHORTIES

-
- 56 This Call Girl Is Legit—*and her number is yours*
- 64 Find the Furnace (if you can)
- 67 Infrared Mockfare—*lots of bark, little bite*

REGULAR DEPARTMENTS

-
- 10 Positive Feedback—*a word from the boss*
- 12 Stamp Shack—*philatronics*
- 14 Ask Me Another—*readers' Q & A*
- 18 New Products—*gadgets and gimmicks*
- 22 Bookmark—*by Bookworm*
- 24 Literature Library—*yours for two bits*

White's Radio Log, Vol. 52, Part 1—page 80


Emergency Radio Services—Florida Area—page 100

Cover illustration by Len Goldberg

★
Cover
Highlights



The New 1970 Improved Model 257 **A REVOLUTIONARY NEW**
TUBE TESTING OUTFIT



**COMPLETE WITH ALL
 ADAPTERS AND ACCESSORIES,
 NO "EXTRAS"**

STANDARD TUBES:

- ✓ Tests the new Novars, Nuvistors, 10 Pins, Magnovals, Compactrons and Decals.
- ✓ More than 2,500 tube listings.
- ✓ Tests each section of multi-section tubes individually for shorts, leakage and Cathode emission.
- ✓ Ultra sensitive circuit will indicate leakage up to 5 Megohms.
- ✓ Employs new improved 4½" dual scale meter with a unique sealed damping chamber to assure accurate, vibration-less readings.
- ✓ Complete set of tube straighteners mounted on front panel.

The Model 257 is housed in a handsome, sturdy, portable case. Comes complete with all adapters and accessories, ready to plug in and use. No "extras" to buy. Only

- Tests all modern tubes including Novars, Nuvistors, Compactrons and Decals.
- All Picture Tubes, Black and White and Color

ANNOUNCING...for the first time

A complete TV Tube Testing Outfit designed specifically to test all TV tubes, color as well as standard. Don't confuse the Model 257 picture tube accessory components with mass produced "picture tube adapters" designed to work in conjunction with all competitive tube testers. The basic Model 257 circuit was modified to work compatibly with our picture tube accessories and those components are not sold by us to be used with other competitive tube testers or even tube testers previously produced by us. They were custom designed and produced to work specifically in conjunction with the Model 257.

BLACK AND WHITE PICTURE TUBES:

- ✓ Single cable used for testing all Black and White Picture Tubes with deflection angles 50 to 114 degrees.
- ✓ The Model 257 tests all Black and White Picture Tubes for emission, inter-element shorts and leakage.

COLOR PICTURE TUBES:

- ✓ The Red, Green and Blue Color guns are tested individually for cathode emission quality, and each gun is tested separately for shorts or leakage between control grid, cathode and heater. Employment of a newly perfected dual socket cable enables accomplishments of all tests in the shortest possible time.

\$52⁵⁰

NOTICE

We have been producing radio, TV and electronic test equipment since 1935, which means we were making Tube Testers at a time when there were relatively few tubes on the market, way before the advent of TV. The model 257 employs every design improvement and every technique we have learned over an uninterrupted production period of 34 years.

Accurate Instrument Co., Inc.

**SEND NO MONEY WITH ORDER
 PAY POSTMAN NOTHING ON DELIVERY**

Pay Cash or in EASY MONTHLY PAYMENTS AFTER 15 Day Trial!

Try it for 15 days before you buy. If completely satisfied remit \$52.50 plus postage and handling charge. (If you prefer you may PAY MONTHLY ON OUR EASY PAYMENT PLAN.) If not completely satisfied, return to us, no explanation necessary.


ACCURATE INSTRUMENT CO., INC. Dept. 711
 2435 White Plains Road, Bronx, N. Y. 10467
 Please rush me one Model 257. If satisfactory I agree to pay at the terms specified at left. If not satisfactory, I may return for cancellation of account.

Name _____
 Address _____
 City _____ Zone _____ State _____

Save Money! Check here and enclose \$52.50 with coupon and we will pay all shipping and handling charges. You still retain privilege of returning after 15 day trial for full refund.

Great Gift Ideas From The

Announcing The New Heathkit® AR-29 100-Watt AM-FM-FM Stereo Receiver



The World's Finest Medium Power Stereo Receiver...

Designed In The Tradition Of The Famous Heathkit AR-15... \$285.00*



Quietly distinctive when not in use... its impressive midnight black and chrome face unmarred by dial or scale markings. A touch of the power switch and the dial and scale markings appear.

All solid-state design... 86 transistors, 42 diodes and 4 integrated Circuits.


Assembled, aligned FET tuning unit.

Advanced 9-pole L-C Filter for greatest selectivity... a first in the industry.

Plug-In Circuit Boards for easier assembly, easier service... another first in kits.

Built-In Test Circuitry for voltage and resistance checks without external instruments during construction and after.

Massive Power Supply... just loads along at 100 watts output.



• All solid-state design • 100 watts music power output at 8 ohms • 7-60,000 Hz frequency response • Less than 0.25% Harmonic & 0.2% IM Distortion at full output • Transformerless, direct-coupled outputs with dissipation-limiting circuitry for output protection • Ball-bearing inertia flywheel tuning • Advanced L-C filter gives 70 dB selectivity and elimination of IF alignment • Assembled, aligned FET FM tuner for better than 1.8 uV sensitivity • New Mute Control attenuates between-station FM noise • New Blend Control attenuates noise on FM-Stereo stations • SCA filter • Linear Motion Controls for Bass, Treble, Balance & Volume • Individually adjustable input level controls for each channel of each input keeps volume constant when switching sources • Switches for 2 separate stereo speaker systems • Center speaker capability • Two front-panel meters for precise station tuning • Stereo indicator light • Stereo headphone jack • Swivel AM rod antenna • 300 & 75 ohm FM antenna inputs • Massive, electronically regulated power supply • New Modular Plug-In Circuit Board designed for easy enjoyable assembly

Another Design Leader... reflecting the heritage of the world-famous Heathkit AR-15. A new milestone in audio history is here: the world's finest medium power stereo receiver... the Heathkit AR-29.

The Finest Stereo Amplifier In Any Receiver... delivers a full 100 watts music power, 70 watts continuous — drives even the most inefficient speakers. A giant fully regulated & filtered power supply, 4 individually heat-sunk and protected output transistors and the best specs in the industry add up to unmatched audio fidelity.

The Heath Mark Of Quality: FM Stereo Performance... now more apparent than ever. The assembled, aligned tuning unit uses FET circuitry for high overload capability, low cross modulation and 1.8 uV sensitivity. Three IC's in the IF give greater AM rejection, hard limiting, excellent temperature stability & reliability. Another IC in the Multiplex section performs four different functions... assures perfect stereo reproduction.

Kit Exclusive: 9-Pole L-C Filter... delivers an ideally shaped bandpass with greater than 70 dB selectivity, superior separation and eliminates IF alignment forever.

AM That Sounds Like FM. Three FET's in the AM RF section combine superior sensitivity with greater signal handling capability to give the finest AM reception available. A built-in AM rod antenna swivels for best signal pick-up.

Kit Exclusive: Modular Plug-In Circuit Board Construction... for simplified assembly... easier, faster service.

Kit Exclusive: Built-In Test Circuitry lets you not only assemble, test & align your new AR-29, but also completely service it — without external test equipment.

You Be The Judge. Compare the specifications... exciting styling concepts... the dozens of features... the price. You'll find that the new Heathkit AR-29 is, indeed, the world's finest medium power stereo receiver. Order yours soon.

Kit AR-29, (less cabinet), 33 lbs. \$285.00*

Assembled AE-19, oiled pecan cabinet, 10 lbs. \$19.95*


PARTIAL AR-29 SPECIFICATIONS — AMPLIFIER: Continuous power output per channel: 25 watts, 8 ohms; 1HF Power output per channel: 50 watts, 8 ohms. Frequency response: —1 dB, 7-60,000 Hz, 1 watt level. Power Bandwidth for constant 0.25% THD, Less than 5 Hz to greater than 30 kHz. Total harmonic distortion: (Full power output on both channels) Less than 0.25%, 20-20,000 Hz; less than 0.1% @ 1000 Hz. IM Distortion: Less than 0.2% (full output, both channels). Less than 0.1% (1 watt output, both channels). Hum and noise: (phono input) —65 dB relative to 100 uV signal. Phono input sensitivities: 2.2 millivolts (overload 155 millivolts). FM: Sensitivity: 1.8 uV or better. Volume sensitivity: Below measurable level. Selectivity: Greater than 70 dB. Image rejection: 90 dB. IF Rejection: 90 dB. Capture ratio: 1.5 dB. Total harmonic distortion: 0.5% or less. IM Distortion: 0.4% or less. Spurious rejection: Greater than 90 dB. FM STEREO: Separation: 40 dB min. @ mid-frequencies; 30 dB @ 50 Hz; 25 dB @ 10 kHz; 20 dB @ 15 kHz. Frequency response: ±1 dB, 20-15,000 Hz. Total harmonic distortion: 0.5% or less @ 1000 Hz, 100% modulation, 19 kHz & 38 kHz. Suppression: 55 dB. SCA Suppression: 55 dB. AM SECTION: Sensitivity: (using built-in rod antenna) 200 uV/M @ 600 kHz; 300 uV/M @ 1400 kHz (IHF rated). Selectivity: Greater than 40 dB alternate channel. Image rejection: 60 dB @ 600 kHz; 45 dB @ 1400 kHz. IF Rejection: Greater than 50 dB. Harmonic distortion: Less than 2%. Hum & Noise: —35 dB.

Leader In Electronic Kits



HEATHKIT AR-15 Deluxe Solid-State Receiver

The Heathkit AR-15 has been highly praised by every leading audio and electronics magazine, every major testing organization and thousands of owners as THE stereo receiver. Here's why. The powerful solid-state circuit delivers 150 watts of music power, 75 watts per channel, at ± 1 dB, 8 Hz to 40 kHz response. Harmonic & IM distortion are both less than 0.5% at full rated output. The world's most sensitive FM tuner includes these advanced design features... Cascade 2-stage FET RF amplifier and an FET mixer for high overload capability, excellent cross modulation and image rejection... Sensitivity of 1.8 μ V or better... Harmonic & IM distortion both less than 0.5%... Crystal Filters in the IF section give a selectivity of 70 dB under the most adverse conditions. Adjustable Phase Control for maximum separation... elaborate noise operated squelch... stereo only switch... stereo indicator light... two front panel stereo headphone jacks... front panel input level controls, and much more. Easy circuit board construction. For the finest stereo receiver you can buy anywhere, order your AR-15 now. 34 lbs. Optional walnut cabinet, AE-16. 10 lbs...\$24.95*



Kit AR-15
\$349.95*
(less cabinet)

Assembled
ARW-15
\$540.00*
(less cabinet)

HEATHKIT AD-27 "Component Compact"

Heath engineers combined the circuitry of the famous Heath AR-14 Stereo Receiver with the precision BSR McDonald 500A Automatic Turntable and put them both in a sliding door walnut cabinet. The result is a stereo compact with component performance: a solid 30 watts music power output... 12-60,000 Hz frequency response... less than 1% IM & Harmonic Distortion at full output... effortless flywheel tuning... excellent sensitivity & selectivity... adjustable phase control for perfect stereo separation... automatic stereo indicator light. The BSR 500A includes features such as cueing/pause control... stylus pressure adjustment... anti-skate control... and comes with a famous Shure diamond stylus magnetic cartridge. Put the top performing, attractively styled Heathkit AD-27 "Component Compact" in your home now. 41 lbs.



Kit AD-27
\$179.95*

These Kits Make Excellent Gifts For Beginners

HEATHKIT GR-88 VHF-FM Monitor Receiver

• Tunes narrow & wide band FM from 152-174 MHz for police, fire and weather broadcasts • Highly sensitive • Very selective • 6-1/2 vernier tuning plus single-channel crystal control • Noise-operated squelch • All solid-state design • Battery operated • Built-in whip antenna and external antenna jack • Easy assembly with preassembled tuner • 5 lbs.

Kit GR-88
\$49.95*



HEATHKIT GD-48 Metal Locator

• All solid-state circuitry for long, trouble-free life, low current drain and light weight • High sensitivity from the Induction Balance circuitry • Detects metal accurately down to 6 ft. • Built-in speaker signals presence of metal • Headphone jack • Telescoping shaft & swivel search head • Rugged, lightweight construction — weighs just 3 lbs. • Fast 6-8 hour assembly • 4 lbs.

Kit GD-48
\$59.95*




Kit GD-107
\$54.95*

HEATHKIT GD-107 Portable Stereo Phonograph

• Automatic or manual stereo and mono play of all speeds and sizes • All solid-state • Includes ceramic cartridge • Twin 4 x 6" speakers for wide response • Handsome avocado green & ivory styling • Easy 3-4 hour assembly • 29 lbs.

Kit JK-18
\$19.95*




New HEATHKIT JR.® JK-18 Electronic Workshop

• 35 easy-to-build, fun-to-use experiments that teach basic electronic circuits • Safe — battery operated • No soldering • Builds radios, transmitters, alarms and dozens more circuits • Simple instructions any youngster can follow • 10 lbs.

There's a Heathkit® Gift

New Heathkit® "Component Credenza"



• Combines all solid-state FM stereo receiver, 4-speed automatic turntable with diamond stylus and two full-range, two-way speaker systems into a luxurious Mediterranean cabinet • 15 watts per channel music power output • Full range tone controls • Very low Harmonic & IM Distortion • Excellent channel separation • Transformerless output circuit for minimum phase shift, wide response • Electronically filtered power supply • Stereo headphone jack • Auxiliary input • Filtered tape output • Excellent FM tuner selectivity & sensitivity • 4-stage IF • AFC • Stereo indicator light • SCA filter • High quality BSR McDonald 500A Automatic Turntable with low mass counterbalanced aluminum tone arm plays up to 6 records • Comes with Shure diamond stylus magnetic cartridge • Vernier stylus pressure adjustment • Anti-Skate control • Cue/Pause control • Two ducted-port reflex 2-way speaker systems for performance comparable to fine component-type separate speaker systems • Each system contains 10" high compliance woofer & 3 1/2" ring-damped tweeter for 60-16,000 Hz response • Complete system housed in a magnificent factory assembled Mediterranean cabinet of beautiful oak veneers with solid oak trim • Easy assembly with the famous Heathkit Manual... build only the receiver & install the components • The finest value anywhere in quality stereo consoles

Mediterranean Styling...

30-Watt FM-Stereo Receiver

... 4-Speed Automatic

Turntable ... Full-Range

Speaker Systems

Real Stereo Performance Demands Real Stereo Components... the kind used for custom-designed systems. The new "Component Credenza", as the name implies, integrates separate components into a single functional unit. Here are those components...

Component-Quality FM Stereo Receiver. The heart of the new AD-19 is the famous Heathkit AR-14 FM-FM-Stereo Receiver circuitry. The amplifier produces a solid 30 watts IHF music power. The FM Stereo tuner features 5 μ V sensitivity, excellent separation and flywheel tuning. The AR-14 has been rated as the best value obtainable in a medium power receiver.

Component-Quality 4-Speed Automatic Turntable with such professional features as Cue/Pause control, Anti-Skate control, adjustable stylus pressure and famous Shure diamond stylus magnetic cartridge.

Component-Quality Speaker Systems. Two independent, ported speaker systems, each with a 10" woofer and 3 1/2" tweeter deliver 60-16,000 Hz response for remarkable fidelity.

Elegant Mediterranean Oak Cabinet... a fine example of cabinet-making, flawlessly executed in oak veneer with solid oak trim. Rigidly constructed using fine-furniture techniques.

The New Heathkit AD-19 "Component Credenza"... A Masterpiece in sight and sound. Put it in your home now.

Kit AD-19, 158 lbs. \$299.95*

NEW Heathkit GR-78 Solid-State General Coverage Receiver... Tunes 190 kHz To 30 MHz In Six Bands

The new GR-78 combines wide coverage, superior performance and portability with sharp styling to provide a remarkable value in general coverage receivers. Tunes AM, CW & SSB signals from 190 kHz to 30 MHz in six switch-selected bands. The all solid-state circuit employs modern FET's in the RF section and 4 ceramic filters in the IF to deliver maximum sensitivity and sharp selectivity. Bandspeed Tuning is built-in, and can be calibrated for either Shortwave Broadcast or Amateur Bands. Completely portable... comes with a nickel-cadmium rechargeable battery pack and built-in charger that operates from 120 or 240 VAC and 12 VDC. Many built-in features... 500 kHz crystal calibrator... switchable Automatic Noise Limiter... switchable Automatic Volume Control... Receiver Muting... Headphone Jack and many more. Order yours today. 14 lbs.

NEW Heathkit Deluxe Radio-Controlled Screw-Drive Garage Door Opener Semi-Kit

The next best thing to a personal doorman. The "wireless" factory assembled transmitter operates up to 150 feet away. Just push the button and your garage door opens and the light turns on... and stays on until you're safely inside your home. The giant 7 ft. screw mechanism coupled with the 1/4 HP motor mean real power and reliability and the adjustable spring-tension clutch automatically reverses the door when it meets any obstruction... extra safety for kids, pets, bikes, even car tops. Assembles completely without soldering in just one evening. Easy, fast installation on any 7' overhead track (and jamb & pivot doors with accessory adapter). Order yours now. 66 lbs.

Adapter arm for jamb & pivot doors, Model GDA-209-2, \$7.95*



NEW
Kit GR-78
\$129.95*

NEW
Kit GD-209A
\$149.95*

Idea For Every Budget

Heathkit "681" Color TV... AFT... New Brighter Picture Tube For More Vivid Colors, Better Resolution

The new Heathkit GR-681 is the world's most advanced Color TV with more built-in features than any other set on the market. Automatic Fine Tuning on all 83 channels... power push button VHF channel selection, built-in cable-type remote control... or you can add the optional GRA-681-6 Wireless Remote Control any time... plus the built-in self-servicing aids that are standard on all Heathkit color TV's. Other features include high & low AC taps to insure that the picture transmitted exactly fits the "681" screen, automatic degaussing, 2-speed transistor UHF tuner, hi-fi sound output, two VHF antenna inputs, top quality American brand color tube with 2-year warranty. With optional new RCA Matrix picture tube that doubles the brightness, Model GR-681MX only \$535.00.

GRA-295-4, Mediterranean Cabinet shown... \$124.95*

Heathkit "295" Color TV... New Picture Tube For Brighter, Sharper Pictures

With Optional RCA Matrix Tube... with the same high performance features and built-in servicing facilities as GR-681 above... less AFT, VHF power tuning and built-in cable-type remote control. You can add the optional GRA-295-6 Wireless Remote Control at any time. New optional RCA Matrix tube doubles the brightness, Model GR-295MX, \$485.00.

GRA-295-1, Contemporary Walnut Cabinet shown... \$64.95*

Both the GR-681 and GR-295 fit into the same Heath factory assembled cabinets; not shown Early American style at \$109.95*

Heathkit "581" Color TV... Sharper, Brighter Viewing With New Picture Tube... AFT

The new Heathkit GR-581 will add a new dimension to your TV viewing. Brings you color pictures so beautiful, so natural, so real... puts professional motion picture quality right into your living room. Has the same high performance features and exclusive self-servicing facilities as the GR-681, except with 227 sq. inch viewing area, and without power VHF tuning or built-in cable-type remote control. The optional GRA-227-6 Wireless Remote Control can be added any time you wish. And like all Heathkit Color TV's you have a choice of different installations... mount it in a wall, your own custom cabinet, your favorite B&W TV cabinet, or any one of the Heath factory assembled cabinets.

GRA-227-2, Mediterranean Oak Cabinet shown... \$109.95*

Heathkit "227" With New Picture Tube For Increased Brightness & Better Resolution

Same as the GR-581 above, but without Automatic Fine Tuning... same superlative performance, same remarkable color picture quality, same built-in servicing aids. Like all Heathkit Color TV's you can add optional Wireless Remote Control at any time (GRA-227-6). And the new Table Model TV Cabinet and roll around Cart is an economical way to house your "227"... just roll it anywhere, its rich appearance will enhance any room decor.

GRS-227-5, New Cart and Cabinet combo shown... \$54.95*

Both the GR-581 and GR-227 fit into the same Heath factory assembled cabinets; not shown, Contemporary cabinet \$64.95*

Heathkit "481" Color TV with AFT

The new Heathkit GR-481 has all the same high performance features and exclusive self-servicing aids as the new GR-581, but with a smaller tube size... 180 sq. inches. And like all Heathkit Color TV's its easy to assemble... no experience needed. The famous Heathkit Color TV Manual guides you every step of the way with simple to understand instructions, giant fold-out pictorials... even lets you do your own servicing for savings of over \$200 throughout the life of your set. If you want a deluxe color TV at a budget price the new Heathkit GR-481 is for you.

GRA-180-1, Contemporary Walnut Cabinet shown... \$49.95*

Heathkit "180" Color TV

Feature for feature the Heathkit "180" is your best buy in color TV viewing... has all the superlative performance characteristics of the GR-481, but less Automatic Fine Tuning. For extra savings, extra beauty and convenience, add the table model cabinet and mobile cart. Get the value-packed GR-180 today.

GRS-180-5, Table Model Cabinet & Cart combo... \$42.50*

Both the GR-481 and GR-180 fit the same Heath factory assembled cabinets: GRA-180-2, Early American Cabinet \$94.95*

Add the Comfort And Convenience Of Full Color Wireless Remote Control To Any Rectangular Tube Heathkit Color TV... New Or Old!

Kit GRA-681-6, for Heathkit GR-681 Color TV's... \$64.95*

Kit GRA-295-6, for Heathkit GR-295 & GR-25 TV's... \$69.95*

Kit GRA-227-6, for Heathkit GR-581; GR-481 & GR-180 Color TV's... \$69.95*

Now There Are 6 Heathkit® Color TV's To Choose From

2 Models In 295 Sq. Inch Size

NEW
Kit GR-681
With AFT

\$499.95*

(less cabinet)



Kit GR-295

\$449.95*

(less cabinet)

2 Models In 227 Sq. Inch Size

NEW
Kit GR-581
with AFT

\$419.95*

(less cabinet)



Kit GR-227

NOW ONLY

\$379.95*

(less cabinet & cart)

2 Models In 180 Sq. Inch Size

NEW
Kit GR-481
with AFT

\$359.95*

(less cabinet)



Kit GR-180

NOW ONLY

\$329.95*

(less cabinet & cart)

Reception Is Simulated
On All Sets Shown



NEW

FREE 1970 CATALOG!

Now with more kits, more color. Fully describes these along with over 300 kits for stereo/hi-fi, color TV, electronic organs, electric guitar & amplifier, amateur radio, marine, educational, CB, home & hobby. Mail coupon or write Heath Company, Benton Harbor, Michigan 49022.

HEATH COMPANY, Dept. 1E-12

Benton Harbor, Michigan 49022

Enclosed is \$_____ plus shipping.

Please send model (s) _____

Please send FREE Heathkit Catalog. Please send Credit Application.

Name _____

Address _____

City _____

State _____

Zip _____

*Mail order prices; F.O.B. factory. Prices & specifications subject to change without notice.

CL-371

Science and Electronics

Volume 28

Number 1

JULIAN M. SIENKIEWICZ, WA2CQL
Editor-in-Chief

RICHARD A. FLANAGAN, KQD2566
Managing Editor

CHARLES S. HARRIS
Technical Editor

HELEN PARKER, KQD7967
News Editor

JIM MEDLER
Art Editor and Associate Art Director

ARTHUR S. COOKFAIR; ERNEST A. KEHR;
MARSHALL LINCOLN, K9KTL/W7DQS;
ROY K. MARSHALL, PH.D.; JACK SCHMIDT
Contributing Editors

JOSEPH A. D'AMATO, Art Director
IRVING BERNSTEIN, Cover Art Director
BARBARA ALTMAN, Art Associate
JIM CAPPELLO, Advertising Director
CARL BARTEE, Production Director
GERTRUD BORCHARDT, Production Manager
MARILYN VARGAS, Assistant Production Manager
WILFRED M. BROWN, Instruments Division Manager
ROGER G. CAVANAGH,
Circulation and Marketing Director

B. G. DAVIS, Chairman of the Board
JOEL DAVIS, President and Publisher
LEONARD F. PINTO,
Vice-President and General Manager
VICTOR C. STABILE, KBP0681,
Vice-President and Treasurer

SCIENCE AND ELECTRONICS is published 51-monthly by Science & Mechanics Publishing Co., a subsidiary of Davis Publications, Inc. Editorial, business, and subscription offices: 229 Park Avenue South, New York, N.Y. 10003. One-year subscription (six issues)—\$4.00; two-year subscription (12 issues)—\$7.00; and three-year subscription (18 issues)—\$10.00. Add \$1.00 per year for postage outside the U.S.A. and Canada. Advertising offices: New York, 229 Park Avenue South, 212-OR 3-1300; Chicago, 520 N. Michigan Ave., 312-527-0330; Los Angeles: J. E. Publishers Rep. Co., 8380 Melrose Ave., 213-653-5841; Atlanta: Pirnie & Brown, 3108 Piedmont Rd., N.E., 404-233-6729; Long Island: Len Osten, 9 Garden Street, Great Neck, N.Y., 516-487-3305; Southwestern advertising representative: Jim Wright, 4 N. 8th St., St. Louis, 314-CH-1-1965.

EDITORIAL CONTRIBUTIONS must be accompanied by return postage and will be handled with reasonable care; however, publisher assumes no responsibility for return or safety of manuscripts, art work, or photographs. All contributions should be addressed to the Editor, SCIENCE AND ELECTRONICS, 229 Park Avenue South, New York, N.Y. 10003.

Second class postage paid at New York, New York and at additional mailing office. Copyright 1970 by Science and Mechanics Publishing Co.



POSITIVE FEEDBACK

Julian M. Sienkiewicz
EDITOR-IN-CHIEF

By now almost everyone has had the opportunity to visually inspect the color quality of several television receivers of different manufacturers in their homes and the homes of friends. So much so that the average consumer has enough savvy to criticize one brand vs. another, or even damn one, some, or all. Therefore, you can expect the Editor to have even more savvy than most consumers in the color TV marketplace. Without further ado about my credentials as an expert on color TV, I'd like to make the following statements to my readers with all candor and honesty.

It's a rather universally accepted fact among many color TV experts—and that includes anyone who has lived with it—that Heathkit color TV sets have always had the best color pictures. Naturally, I have to mention that this statement is based on an informal survey conducted by myself during the past several years and that I am in full agreement with it. So, naturally, I was surprised to discover Heath has gone three steps better in their upcoming color TV kit program.

The 1970 Heathkit color TV line has three improvements—two of them contribute to picture quality and the third is a safety touch.

A change in circuit parameters in the video amplifier has resulted in a broader bandpass which provides greater detail in the pictures. This is clearly evident in increased test pattern resolution and also can be noted in sharper broadcast pictures. The change has been made in all production of Heath color TVs—and, as is typical of how Heath takes care of its own, a modification kit has been offered free by Heath to any Heathkit color TV owner.

The second improvement involves the picture tube itself. Heath has continued its policy of offering the latest in picture tube advances by now including as standard equipment the new brighter tube you've read about. The new tube is brighter and gives more vivid colors as well as increased resolution.

The third change involves an added AC interlock to all future Heathkit color TV cabinet production. The interlock also is available free to any Heathkit color TV cabinet owner.

One final note should be mentioned about the Heath color TV kit. The Heathkit set used by my family is over six years old and serviced by yours truly. Through the years this set has had its normal shares of tube failures as compared to other color sets and two black-and-white sets in my house. As a gag, I have always billed myself for service calls to prove to my wife how valuable I am to have around the house. Also, once a year, I readjust the set following the procedure outlined in the Heath manual supplied with the kit. Conservatively estimated, I have saved over \$250.00 in service calls, had a down time measured in hours and not days or weeks (you have to wait for TV servicemen to show up), and had a superior picture throughout this period than other sets could have even when covered by "service contracts."

What's New? We published a few good news items in earlier columns and our readers want more. So, here it comes:

● **Louisville**—It was Loose Juice, America's most famous three-year-old Mylar, in the lead all the way as thousands of racing fans filled the stands at Churchill Downs in the 95th Annual Kentucky Derby. A full field of the country's top race horses competed. The winning jockey was Skip Zone, who just last year extinguished himself after being fired by rich stable owner Jojo Vasterbulge, as Rider of the Decade.

Jockey Shortz was disqualified after a saliva test disclosed that his plug had been doped. An official became suspicious when, he said, "I detected his mount with a Blonder-Tongue." On several other occasions Shortz has been suspected of checking his horse with a cheater cord.

● **Baltimore**—A battery of smart lawyers was unable to keep Elsie Philter, notorious student striker, from resting in a cell today. While she claimed responsibility for smoothing the flow of current campus thought, school authorities demanded that she be jailed on the grounds that she intended to short out higher education with a girlcott.

University officials maintained that she had used improper channels of communication and appealed to the courts for a uni-junction.

Her brother, Infra-Red, a low voltage dropout, was also picked up as an accessory to the charge. Red, a violent speaker, citing Ohm's Law, insisted that the judge was prejudiced and called the entire case a "bench frame." Declared the judge, "Your sentence is thirty days in prison. Watts more, keep talking and I'll Triplett."

Let Us Know. Okay, you got some good ideas on how to run a magazine. So what, if you don't tell the Editor, it's down the ol' drain. So put on your thinking cap and send us your story ideas. Man, if you don't clue us in, we're in No-man'sville without a street guide. ■

KEEP FACE WITH SPACE AGE! SEE MOON EMO-TIONS—LADINGS, SPACE FLIGHTS, CLOSE-UPS! AMAZING SCIENCE BUYS FOR FUN, STUDY & PROFIT

VISUAL EFFECTS PROJECTOR SET

Dazzling, avant-garde visual effects. Fantastic variety. Incredible, beautiful, special packages offer contains all necessary apparatus. Create floating, exploding, fiery bursts of color. Includes "Symphony of Spheres," "Chromatic Starbursts," "Crystal Starburst." Features 35mm 500 W. fan cooled projector—produces big image at short distance. Accepts two 9" diam. wheels (Dry Kaleidoscope & Hexidoscope), 3 cylindrical accessories (6" Colored Cloud & 5" Hexidoscope w/six internal mirrored walls). Perfect for entertaining, parties, photography. Complete instructions. Stock No. 71, 212HP \$79.50 Ppd.

3-CHANNEL COLOR ORGAN BARGAIN!

Create tremendous variety of unusual & beautiful lighting effects with this low-cost top quality, 600 Watt unit (500 W. per channel). Compares with others selling for twice the price. Has pilot light plus individual sensitivity controls & channel indicator lights. Can operate ten 150 W. "spots" or 200 Xmas lights. Uses regular 110V AC outlet or audio source w/RCA-type phono plug. 5 1/4" x 6 3/4" x 2 1/2" 2 1/2 lbs. Thermal setting plastic case 6 ft.

cord. Incl. compl. instr. Stock No. 71, 223HP \$34.95 Ppd.

LONG-WAVE BLACK LIGHT FIXTURE

Extremely versatile, compactly designed long wave (3200-4000 angstroms) black light (ultraviolet) fixture. Has 6-watt, 110-V lamp with built-in filter—eliminates harmful shorter wave ultraviolet rays. Use to identify minerals, fungi, bacteria—check for surface flaws, oil and gas leakage—perfect for displays with fluorescent paper, paints, chalk, crayons, trace powder, etc. Adjustable aluminum reflector. Mount vert., hor., or on corner. 10" L., 1 1/2" W., 1 1/2" H.

Stock No. 70, 364HP \$12.50 Ppd.
Stock No. 60, 124HP \$4.50 Ppd.

REPLACEMENT BULBS

"FISH" WITH A MAGNET

Go treasure hunting on the bottom! Fascinating fun & sometimes profitable. Tie a line to our 1-lb. Magnet—drop it overboard in bay, river, lake or ocean. "Troll" it along bottom—your "treasure" haul can be outboard motors, anchors, other metal valuables. 5-lb. Magnet plus 150 ft. braided steel V-type Gov't. cost \$50. Lifts over 150 lbs. on land—much greater weights under water.

Stock No. 70, 571HP \$14.00 Ppd.
Stock No. 70, 570HP 3 1/2 lbs \$8.75 Ppd.
Stock No. 70, 572HP 7 1/2 lbs \$18.75 Ppd.
Stock No. 85, 152HP 15 1/4 lbs \$33.60 F. O. B.

NEW LOW-COST ULTRASONIC CLEANER

Top-quality 1/2 pint unit for only \$39.95. Cleans dirt, grime completely, quickly, safely. Small, delicate parts, precision electronic items, lab instruments, jewelry, coins, even dentures, sparkle like new. American-made—operates on regular house current. Solid style generator—turn automatic turn-off. Power regulating knob. No shocks. No radio interference. 6" x 4" x 4" stainless.

Stock No. 71, 003HP \$39.95 Ppd.
Stock No. 71, 198HP \$89.95 Ppd.

PSYCHEDELIC LIGHTING HANDBOOK

100 information packed pages! Fully explains the latest in psychedelic lighting equipment, techniques, developments. Covers all facets of psychedelic light-show production... including strobes, black lights, projectors, crystals, organic slides, mirrors, color organs, polarized color, light boxes, music-lights, etc. Shows how to "psychedelize" parties, musical groups, shows or how to set up "electric trips" for your own private gatherings. 8 1/2" x 11" looseleaf paper punched for 3 ring binder. add new developments as they happen.

Stock No. 910HP \$3.00 Ppd.

Order by Stock No.—Check or M.O.—Money-Back Guarantee
EDMUND SCIENTIFIC CO., 300 EDCORP BLDG., BARRINGTON, N. J. 08007
WRITE FOR GIANT FREE CATALOG

Completely new 1970 edition. New items, categories, illustrations. 148 easy-to-read pages packed with 400 unusual items. Dozens of electrical and electromagnetic parts, accessories. Enormous selection of Astronomical Telescopes, Microscopes, Binoculars, Magnifiers, Magnifying Lenses, Prisms. Many war surplus items; for hobbyists, experimenters, workshops, factory. Write for catalog. "HP." include Zip.

ORDER BY STOCK NUMBER • SEND CHECK OR MONEY ORDER • MONEY-BACK GUARANTEE
EDMUND SCIENTIFIC CO., 300 EDCORP BUILDING
BARRINGTON, NEW JERSEY 08007



●● On March 29, 1968, the tiny Caribbean island of Antigua released a quartet of orange and black stamps to commemorate the dedication of the Dow Hill Tracking Station by local officials and the National Space Administration.

The success of early Space exploration culminated by Mercury and Gemini Projects, made it mandatory for NASA to find a spot in the eastern Caribbean to assure adequate tracking and communications coverage during the critical phases of lift-off of future Apollo flights. After carefully investigating many islands of the area, NASA's Site Selection Committee chose Antigua for its many advantages. Negotiations were undertaken and agreement signed on Jan. 23, 1967, to build and operate Dow Hill.

Located in a valley surrounded by low mountains, Dow Hill is ideal for the Apollo missions: locally generated radio signals do not interfere with the weak ones of the Spacecraft; it is relatively immune from automobile and airplane ignition noises.

● Heart of the station is the unified S-band equipment and its immense antenna, which is depicted on the four-cent denomination of the stamp set. This USB is a unique tracking system. It utilizes a single carrier frequency to transmit and receive all information between ground and Spacecraft. In other words, it "unifies" the measurement of range and velocity of the Spacecraft, the transmissions of radio commands and voice communications with the vehicle, and the reception of hundreds of Spacecraft measurements onto a single carrier frequency. It was adopted to reduce the amount of equipment required aboard Apollo and, more important, to reduce the amount of electrical power necessary to transmit information to the ground.

Behind the 30-foot diameter of the antenna but not visible in the stamp's design, is an expansive shack packed with the most modern,

sophisticated electronics and computer equipment in existence today.

And to eliminate dependence upon any outside sources, Dow Hill Tracking Station has its own generating plant for electricity and a water pumping and storage complex.

● The other three stamps of the set are related to the Apollo project rather than to the tracking station, the dedication of which they commemorate. The 15-cent shows a Spacecraft rising above the clouds immediately after lift-off and headed for the moon, while the Dow Hill antenna is in the foreground.

● During the Apollo 7, the first manned mission, and Apollo 9, Dow Hill was extremely active since both of these were earth orbital missions. During Apollo 8, 10 and 11, the Station served in a back-up posture to the 85-foot antenna stations at Gladstone, Calif., Madrid and Australia's Honeysuckle Creek installation. During Apollo 12's launch it became particularly important because of the momentary difficulties when power systems aboard the Spacecraft went out and had to be augmented by batteries.

● The 25-cent shows the nose cone of an Apollo mission in orbit around the moon, its Lunar Module still attached prior to landing.

● The 50-cent shows the nose cone leaving the moon and headed for re-entry to the earth's atmosphere and final landing on the high seas.

WHAT'S NEW?

● With more and more postal administrations of the world issuing special stamps for the various phases of the conquest of Space, it is increasingly difficult for collectors to mount their specimens in normal stamp albums. The Western Publishing Company, Racine, Wisc. 53404, has solved this problem.

The firm, which publishes many useful philatelic accessories, has just released special "do it yourself" pages. The pages, which will fit into any standard three-ring binder, are captioned




Antigua 1968 Tracking Station 4¢ and 15¢; lettering reading "15¢" failed to reproduce on engraving.



Antigua 1968 Tracking Station 50¢ and 25¢

by a picture of a Lunar Module about to land on the moon, and an inscription, "Conquest of Space." The rest of the page is blank, enabling the owner to mount his Space stamps to suit his individual taste. The pages come in packets of 15 and cost \$1, postpaid. A sample page will be sent without charge upon request if the *Stamp Shack* is mentioned.

● That stamp collecting is still the world's most popular hobby and that the demand for stamps is greater than ever is evidenced by the new "Scott's Standard Postage Stamp Catalogue." This annual guide to current market conditions has upped its price quotations throughout. The increases are conspicuous in the older issues that have been put into service by responsible governments, and the classics of the 19th century. More recent stamps—especially those that have come in for speculative cornering and those produced by emerging nations more for sale to the uninformed stamp market than for genuine postal usage—had their value untouched or actually reduced. ■



now there are 3 time & tool-saving double duty sets


New PS88 all-screwdriver set rounds out Xcelite's popular, compact convertible tool set line. Handy midgets do double duty when slipped into remarkable hollow "piggyback" torque amplifier handle which provides the grip, reach and power of standard drivers. Each set in a slim, trim, see-thru plastic pocket case, also usable as bench stand.



PS88
5 slot tip,
3 Phillips
screwdrivers

PS7

2 slot tip,
2 Phillips
screwdrivers,
2 nutdrivers



PS120
10 color
coded nutdrivers

XCELITE

XCELITE INC. • 64 BANK ST., ORCHARD PARK, N. Y.

Please send free literature N563.

name _____
address _____
city _____ state & zone _____



Olson
ELECTRONICS


FREE
Catalog

Fill in coupon for a FREE One Year Subscription to OLSON ELECTRONICS' Fantastic Value Packed Catalog — Unheard of LOW, LOW PRICES on Brand Name Speakers, Changers, Tubes, Tools, Stereo Amps, Tuners, CB, and other Values. Credit plan available.

NAME _____
ADDRESS _____
CITY _____ STATE _____
GIVE ZIP CODE _____

If you have a friend interested in electronics send his name and address for a FREE subscription also.

OLSON ELECTRONICS
570 S. FORGE STREET, AKRON, OHIO 44308



Cheap is Cheap

Numerous times I have seen you mention that a standard FM receiver could not be used for the reception of AM aircraft frequencies. I have had three different FM receivers here at the store and all have picked up aircraft on an image frequency 21.4 MHz above my dial setting. How come AM on FM?

—J. H., St. Clairsville, Ohio

Obviously, they're not very good FM receivers, or the aviation band signals, picked up on an image basis, are too weak to saturate the receivers' limiter, if they have limiters.

Fussy, Fussy, Fussy

I am interested in buying a general coverage communications receiver (0.54 to 30MHz) with accurate frequency calibration. The Collins 515-1 would be perfect if it were not for its \$2000 price tag. Can you recommend a receiver in the \$300 price class that has good frequency calibration? For example, I would like to be able to dial 10.0 MHz on the receiver and expect to find WWV there—not at 9.9 or 10.1 MHz.

—V. M. S., Dover, N.J.

Drive into New York City to Harrison Radio or some other equipment dealer and look over some of the fine receivers that are available, such as the Hammarlund HQ-200. Getting WWV at 9.9 or 10.1 MHz is not so bad. It's hard to get better than 1% accuracy with a tunable receiver. That's why some include a frequency calibrator.

Flash!

Where can a circuit for a strobe light with a 400 watt second output be obtained that has a continuous flash output adjustable from one to ten flashes per second? From what manufacturers could the components be obtained?

—J. M., Bremerton, Wash.

Write to Anglo Corp., 4333 N. Ravenswood,

WORLD'S FINEST

ERSIN
MULTICORE
5-CORE
SOLDER

NEW EASY
DISPENSER
PAK only 59¢

BUY IT AT RADIO-TV
PARTS STORES

MULTICORE SALES CORP., WESTBURY, N.Y. 11591

Chicago. Amglo makes the lamps and should have application information available.

He's Up, They're Down

Recently I bought myself a five-band radio. On one of the bands I can pick up messages from police, fire, taxis, etc., in the 144 to 172-MHz range. Later, I found that our fire department is on a 34-MHz frequency which I cannot pick up. Is there any way I can change my receiver to cover the low mobile radio band?

—C. C., Federalsburg, Md.

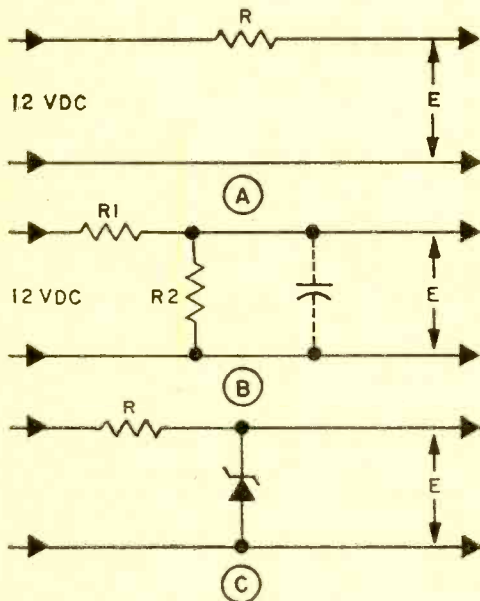
It would be a messy job and you might not be happy with it. Instead, get an outboard converter and use it with your set when it is set for AM on the BCB. Better still, pick up a pocket-portable unit. They're available with the broadcast band and the price is right.

No Coils at All

I want to know how to reduce 12 volts DC to 6.3 volts DC without using a transformer, only resistors, capacitors, etc.

—A. M. C., Chatham, Va.

You can use a series resistor as shown in diagram A if the load current is constant. The value of R is equal to 5.7 divided by load current (in amperes). If it's 57 ma, R would be 100 ohms. If the load current varies a little bit, you can use a voltage divider as shown in diagram B. If R2 is 220 ohms and the load current is 28 ma, R1 should be 100 ohms. To get steady output voltage, you can use a Zener diode rated at the voltage closest to 6.3 volts and for adequate power. Refer to a Zener diode manual for se-



Live Better Electronically With

LAFAYETTE RADIO ELECTRONICS

1970 Catalog 700 **FREE!**



Now OFF PRESS
BETTER THAN EVER
496 Pages

Stereo Hi-Fi • Citizens Band • Ham Gear • Tape Recorders • Test Equipment • TV and Radio Tubes and Parts • Cameras • Auto Accessories • Musical Instruments • Tools • Books

Featuring Everything in Electronics for
• HOME • INDUSTRY • LABORATORY
from the "World's Hi-Fi & Electronics Center"

LAFAYETTE Radio ELECTRONICS
Dept. 25099 P.O. Box 10
Syosset, L.I., N.Y. 11791

Please Send the FREE 1970 CATALOG 700

47020

Name

Address

City

State Zip

WRITE NOW FOR
1970
SENT FREE
1001 BARGAINS IN
SPEAKERS—PARTS—TUBES—HIGH FIDELITY
COMPONENTS—RECORD CHANGERS—
TAPE RECORDERS—KITS—
EVERYTHING IN ELECTRONICS

McGEE RADIO CO.,
1901 McGee St. (SE) Kansas City, Missouri 64108

SEND 1969 McGEE CATALOG

NAME

ADDRESS

CITY STATE ZIP

TUBES! CORNELL TUBES!
FREE Send For FREE
CORNELL'S
New 1969
CATALOG
Many New Items. IN LOTS OF 100
30¢ per tube
33¢ per tube
WE SELL PICTURE TUBES
4219 E UNIVERSITY AVE., SAN DIEGO, CALIF. 92105

Technical Excellence in Electronics

On our small friendly campus the emphasis is on Living as well as Learning. Extra-curricular social activities, student clubs, a student-operated radio station, student government, new dormitory, a full sports program help provide a world of your own in which to prepare for the world of tomorrow. Diploma in Electronic Technology and Associate Degree in Electronic Engineering Technology. B.S. obtainable. GI approved.

VALPARAISO TECHNICAL INSTITUTE
DEPT. SE VALPARAISO, INDIANA 46383



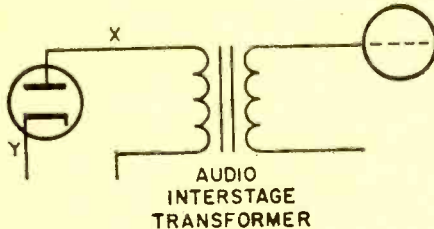
chokes for L1 and L2 and put all the components in a metal box. Values are not critical!

Hiss

I have an old Crosley radio, model number 7V2. Every once in a while it starts to make a hissing and cracking noise. I was wondering if you could give me some information on where to get a schematic diagram for it. Also I was wondering if you could tell me how old it is.

—M. K., Belvedere, Ill.

Sorry, we don't have a schematic diagram nor do we recall that model's vintage. Your trouble sounds like an AF transformer giving up. Temporarily short point X in the diagram to Y (cathode). If the noise gets worse replace the transformer with a standard interstage type. Because of the age of the set, it would pay to replace all fixed capacitors.



Don't Ask Why

Without having to modify the power supply of an old Majestic radio which uses type 27 triode tubes, can you suggest a 2.5-volt filament tube I can use in place of 27s?

—J. K., Teaneck, N.J.

The 2HA5/2HM5 is a triode tube with a 2.4- (Continued on page 106)



At home, in your spare time,
Prepare For Your

F. C. C. LICENSE

We teach you electronics from the beginning, and then how to pass F.C.C. license examinations for your 3rd, 2nd, and 1st class radio-telephone license—all by home study. This training is approved under the G.I. Bill. For details, write:

Dept. E-9
Pathfinder School of Electronics
1509 N. Western Ave.
Hollywood, California 90027

FREE Catalog Of The WORLD'S
FINEST GOV'T
SURPLUS ELECTRONIC BARGAINS



Now **BIGGER** and
BETTER Than Ever!

MAIL THIS COUPON NOW

NAME: _____
ADDRESS: _____
CITY: _____ STATE: _____ ZIP: _____

For your FREE copy, fill out coupon and mail, Dept. TV

FAIR RADIO SALES
1016 E. EUREKA • Box 1105 • LIMA, OHIO • 45802

THOUSANDS OF BARGAINS TOP VALUES IN ELECTRONIC PARTS

Transistors, Modules, C. B., Speaker, Stereo, Hi-Fi,
Photo Cells and Thousands of Other Electronic Parts.
Send for FREE Catalogue

ELECTRONIC DISTRIBUTORS INC.



EDI

Dept. TA-2, 4900 Elston
Chicago, Ill. 60630
 RUSH CATALOGUE

Name _____
Address _____
City _____
State _____ Zip Code _____

FREE!

1970 EDITION-

Brand New!
112 pages of the best in electronics equipment. Filled with amazing buys. Special package buys and many exclusive items you can't get anywhere else! Anything in the book on easy credit terms, TOO!



WORLD RADIO

3415 West Broadway
Council Bluffs, Iowa 51501

Dept: SE-70


Gentlemen:

Please send me your Free 1970 Catalog.

Name _____

Address _____

City _____ State _____ Zip _____



Keep up to date with SCIENCE & MECHANICS

Science & Mechanics—the only magazine that keeps you right up to date on developments in space technology, weapons, automobiles, medicine, boats, planes, tools, new products, and exciting world events.

Keep up to date. Make sure of your home delivered copy by returning the coupon today.

SCIENCE & MECHANICS, Dept. 200
229 Park Ave. S., N. Y., N. Y. 10003

12 issues \$4; 24 issues \$8; 36 issues \$12. (Foreign: Add \$1 a year.)

Please enter my _____ year(s) subscription.

I enclose \$ _____ Bill me. (No stamps)

Name _____

(Please Print)

Address _____

City _____ State & Zip _____

NEW PRODUCTS

HIGH-FIDELITY AMATEUR RADIO SHORT WAVE RECORDERS GIMMICKS GADGETS TOOLS ETC.



Pencil in that Design

A slim, 3-oz. instant heat pencil iron that will do the work of much heavier pistol-type guns has been brought out by Wall Mfg. as their Model IDL. Its slimness came about by using a dual heat element controlled by a thermal time delay relay, nixing the need for a transformer. When a switch on the handle is depressed, a high-wattage element brings the tip temperature up to operating heat in seconds. The relay then cuts in a lower wattage element that maintains the proper sol-

(Continued on page 106)



Wall Soldering Pencil

Maybe someday the other guys will have a guaranteed, million dollar reservation system like Max.

Maybe.

When the other guys reserve a car for you, they assume it'll be there. National *knows*. Because right now—today—National has Max, a million dollar computer.

Max knows the whereabouts of every car in our fleet. When you call us toll-free at 800-328-4567, Max tells us instantly what's available so we can guarantee your reservation.

Max isn't the only difference, either. National has GM cars, S&H Green Stamps and a trusting nature that prompts them to accept any recognized credit card at any of their 1800 locations.


Maybe someday the other guys will have all of those things. But why wait? National guarantees your reservations now!

WITH US, MONEY
IS NO
EXPENSE.

**NATIONAL
CAR RENTAL**



We make the customer No. 1.



© Nat.Car-Rent-Co 1969
In Canada and throughout the world it's TILDENInternational



FAMOUS PATENTS

No. 887,357

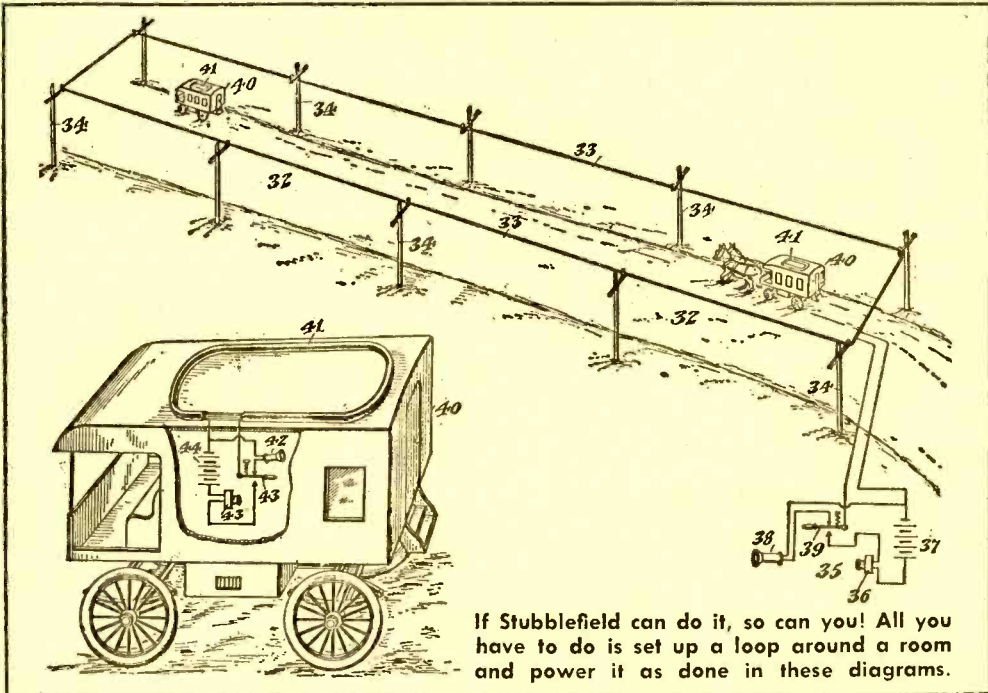
NATHAN STUBBLEFIELD'S WIRELESS TELEPHONE

In 1902, radio (dots and dashes variety) was just beginning. The year before, Marconi had astounded the world by transmitting the single letter "S" in Morse code, from England to Newfoundland. Years were to pass before Fessenden would add voice to radio.

Yet on March 20, 1902, an unknown inventor from Kentucky actually made a ship-to-shore wireless telephone transmission to a small group of astonished scientists in

Washington, D. C. Reports of his earlier experiments in Kentucky had led the scientists to invite Nathan B. Stubblefield to demonstrate his discoveries in the Capital. He operated his transmitter from the deck of the steamship "Bartholdi" in the Potomac River. The witnesses on shore heard his voice from a mysterious box that housed—and concealed—the receiving apparatus. Fearful of having his secrets stolen, the in-

(Continued on page 110)



ANNOUNCING-

Practical Handyman's Gigantic

\$99,500 GIVEAWAY

for budget-wise men and women who want to save extra \$\$\$\$ with exciting "DO-IT-YOURSELF" home projects!

Mail Claim Check Coupon below to get your share of Practical Handyman's \$99,500 Giveaway! Yes, if you want to cut costly home repair bills, increase the beauty and value of your home—YOU HAVE HIT THE JACKPOT! During the next few months \$5,000 copies of Volume One of the PRACTICAL HANDYMAN'S ENCYCLOPEDIA (a whopping \$99,500 value) will be given away to readers of this publication and other home handymen and their wives ABSOLUTELY FREE!

MAIL THE CLAIM CHECK COUPON for your share of GIGANTIC \$99,500 GIVEAWAY! Yes, take FREE everything you want to know about every money-saving home handyman project!

SEND FOR YOUR FREE VOLUME

...with more than 200 giant 7 3/4" x 10 1/4" pages, filled to overflowing with more than 400 "how to" pictures and projects!

SEND FOR YOUR FREE VOLUME

...packed with interesting "do-it-yourself" projects such as Built-In-Closets and Drawers - Auto Tune-Ups - Air Conditioning of Home and Car - TV Adjustments - Motor Repairing - Attic Ventilation - Aluminum Projects - Garden Accessories - and many, many more.

SEND FOR YOUR FREE VOLUME

...find such "money-in-your-pocket" projects as: Appliance Repairs - TV Antennas - Emergency Car Repairs - Spray Painting - Burglar Alarms - Additional Bedrooms - Boosting Gas Mileage - and many, many more!

IDEA: Add an extra bedroom virtually for cost of materials alone. Save up to \$1,000.



SEND FOR YOUR FREE VOLUME

...discover the pleasure and sense of accomplishment in such projects as: Home Ventilation - House Framing - Window Framing - Skylights - Barbecues - Weatherproofing - and many, many more!

THOUSANDS OF DOLLARS WORTH OF EXPERT ADVICE

There is no obligation! We give you this valuable FREE VOLUME so that you may see—at our expense—just how valuable the PRACTICAL HANDYMAN'S ENCYCLOPEDIA can be for you and every member of your family! 22 Superb Volumes! 4,056 fact-filled pages. Over 7,250 Show-How Pictures! Over 1,000,000 Instructive Words! Hundreds of Expert Contributors - Thousands of Pleasure-Giving Ideas and Projects! Alphabetically Arranged! Complete Cross-Reference Index!


NOW YOU CAN SAVE \$\$\$ BY DOING IT YOURSELF!

Think of it! You can SAVE \$325 on a cedar closet—SAVE over \$1,000 by building your own garage—SAVE up to \$100 by covering your backyard patio yourself—SAVE \$50 by installing acoustical tile on playroom ceiling—SAVE \$60 by paneling a room yourself—SAVE up to \$2,000 by constructing your own vacation cabin!

18 ENCYCLOPEDIAS IN ONE HANDYMAN'S LIBRARY

Here's an Encyclopedia that thoroughly covers just about EVERY kind of Home Repair

IDEA: Build this outdoor grill! Enjoy 1,001 other money-saving projects!



and Improvement, including: Carpentry, Plumbing, Electrical Wiring, Appliance Repair, Masonry and Cement Work, Painting, Flooring, Upholstery, Roofing, AND IT IS...

...ALSO AN ENCYCLOPEDIA OF GARDENING with hundreds of pages on Home Landscaping, Making a Perfect Lawn, Flower Raising, Roses, Cold Frames, Garden Furniture, Arbors, Walks!

...ALSO AN ENCYCLOPEDIA OF FURNITURE MAKING, including hundreds of handsome Chairs, Closets, Sofas, Beds, Desks, Tables—for Living Room, Bedroom, Nursery, Playroom, Den, Library, Patio—for every room in your house or apartment!

...ALSO A HI-FI, STEREO, AND TV ENCYCLOPEDIA, including Assembling Systems, Equipment Improvement, Tape Recorders, Picture-Tube Installations, Trouble-Shooting and Repairs!

...ALSO A TOYS-AND-GIFTS ENCYCLOPEDIA, with complete illustrated instructions for Swings, Happy Clown Slide, Circus Wagon, Teen-Age Hi-Fi, etc.

...ALSO A CAR OWNERS ENCYCLOPEDIA, covering Engines, Brakes, Fuel, Ignition and Cooling Systems, Trouble-Shooting, Emergency Repairs, Building a Midget Auto, a Hot-Rod, a Go-Cart!

...ALSO A WORKSHOP ENCYCLOPEDIA, covering all types of Power Tools, Hand Tools, Work Benches, Building and Equipping Workshops! PLUS... 12 others!

FOOLPROOF STEP-BY-STEP DIRECTIONS THAT CAN'T FAIL!

Here is a partial list of the foremost experts who created the "Can't-go-wrong" projects: Bernard Gladstone, Home Improvement Editor, New York Times; Walter Fischman, "how-to" writer, New York News and Popular Science; Robert Hertzberg, famed electronics expert; Art Margolis, who conducts TV Repair Department of Popular Science; Fred Russell, dean of car experts—and hundreds of others!

CLAIM YOUR SHARE OF \$99,500 GIVEAWAY—GIANT VOLUME ONE FREE—YOU RISK NOTHING!

Mail the CLAIM CHECK COUPON below today! Volume One of the PRACTICAL HANDYMAN'S ENCYCLOPEDIA will be sent absolutely FREE! You do not have to subscribe to anything in order to get this book.

But you may if you wish, go on to accumulate further volumes of this Encyclopedia.

Each big, new volume will come to you ENTIRELY ON APPROVAL for 7 days' FREE EXAMINATION.

Volumes 2, 3 and 4 will come to you about one a month. After that, remaining volumes

will come in two shipments...all ON APPROVAL. Within 7 days' FREE EXAMINATION you may decide whether to keep the shipment or not—you may decide to return it and owe nothing, or you may remit the low price of just \$3.49 per volume plus a few cents for shipping—for only one book each month. You may buy as few volumes as you wish, even none at all if you so choose, and no volumes will be sent after your cancellation is received.



IDEA: How to plan a home workshop, buy, care for, and use Hand and Power Tools.

MAIL CLAIM CHECK COUPON BELOW TO CLAIM YOUR SHARE OF \$99,500 GIVEAWAY!

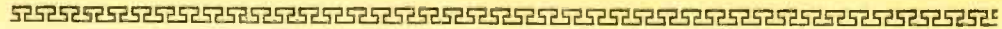
CLAIM CHECK B986D

\$99,500 Giveaway
Handyman's Encyclopedia
Science & Mechanics Co.
229 Park Avenue South
New York, N.Y. 10003

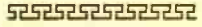
YES! Here is my Claim Check coupon. Please rush me my share of your big \$99,500.00 GIVEAWAY — my big, exciting, colorful Volume One of THE PRACTICAL HANDYMAN'S ENCYCLOPEDIA to be mine forever ENTIRELY FREE, without charge of any kind, and additional volumes on your FREE-TRIAL shipment plan (as outlined above) at the low price of \$3.49 each plus shipping.

If I am not delighted I may return my shipment within 7 days and owe nothing for it. I may STOP AT ANY TIME, and you will send me no more volumes after receiving my order to STOP.

Name _____
Address _____
City _____
State _____ Zip Code _____



BOOKMARK BY BOOKWORM



Hint of Tint. A brand-new full-size color service manual, covering 23 RCA Color chassis has been written by Carl Babcoke. The book includes complete schematic diagrams for 12 chassis, from the CTC12 to the CTC40 all-transistor model. Here in one compact, handy manual is everything needed to quickly and completely repair any RCA color set. RCA expert Carl Babcoke has put together an all-in-one reference manual, encompassing both general and specific trouble-shooting data applicable to all RCA chassis. The profusely illustrated text delves into each section (video, chroma, vertical, horizontal, etc.), and points out specific problems based on the author's extensive experience, plus valuable information gained through contact with literally hundreds

of technicians throughout the country. Trouble-shooting tips on *each* chassis, including circuit changes and factory modifications, are thoroughly covered so the reader can solve many otherwise tough problems in short order. While this material is related directly to RCA sets, much of it is applicable to other sets patterned after RCA designs, under licensing agreements; so this book is not limited strictly to RCA. Not only does the book include 12 *complete* schematic diagrams, covering every basic chassis manufactured since 1963, but also all the setup data, alignment procedures, and meaningful trouble cures applicable to practically *all* color receivers. Variations from the 12 basic sche-

(Continued on page 30)



Soft cover
212 pages
\$7.95

Learn more about electronics this easy way by mailing the coupon below

EVERY ISSUE of ELEMENTARY ELECTRONICS brings you easy-to-follow aids for better understanding of theory and applications of electricity and electronics... in word and picture with diagrams that are easy to follow... a source of up-to-the-minute information for everyone interested in electronics who wants to increase his knowledge... followed every issue by thousands of CBers, Hams, SWLs, Experimenters.

Save
up to
\$3.50

MAIL THE COUPON below today and you can save up to \$3.50 over the cost of buying copies on the newsstand... and be sure you don't miss a single information-packed issue... because the mailman will bring your copy to your door just as soon as each issue is off the press.



Elementary Electronics, 229 Park Ave. South, New York, N. Y. 10003

I don't want to miss a single issue. Enter my subscription for: Dept. 199

3 years—18 issues—\$10.00
SAVING ME \$3.50 over the newsstand price

2 years—12 issues—\$7.00
SAVING ME \$2.00 over the newsstand price

1 year—6 issues—\$4.00
SAVING ME 50¢ over the newsstand price

I enclose \$ _____

Please bill me

NAME _____

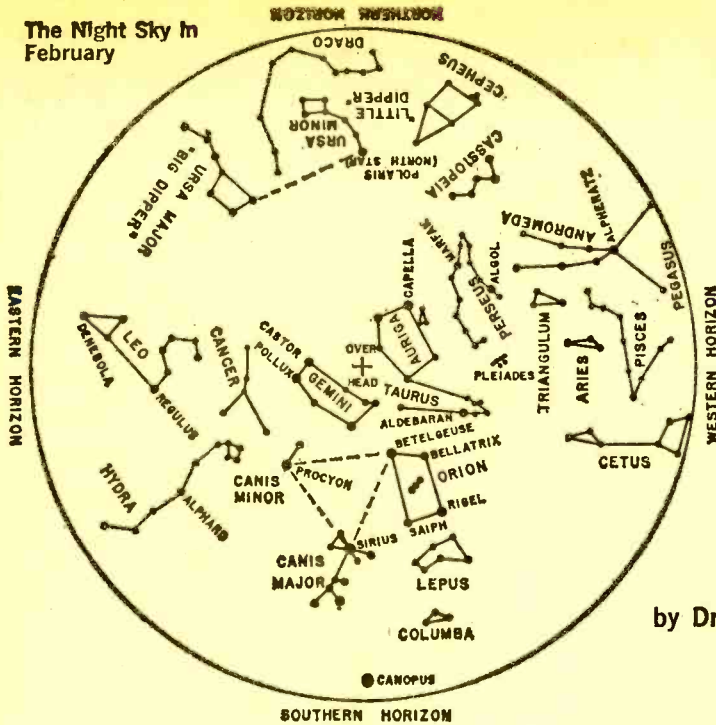
STREET ADDRESS _____

CITY _____

STATE _____ ZIP CODE _____

Outside U.S. and Canada: Add \$1.00 per year

The Night Sky in February



The Skies Above Us

by Dr. Roy K. Marshall

WHEN THE MOON GETS IN THE WAY

★★ Early in the evenings in February we find the full blazing beauty of the winter sky. The great triangle of Sirius, Procyon, and Betelgeuse is due south about 9 p.m. Almost directly overhead are Castor and Pollux as the heads of the Twins; red Aldebaran in the eye of Taurus, the Bull; and golden Capella as the little She-Goat on the shoulder of Auriga. Sliding westward from the zenith are the Hyades and Pleiades (see our illustration above).

★ If you're one of those who are bothered by a far from dark sky because of city lights, I'll give you a trick taught to me by one of my teachers, long ago, so you can enjoy some fainter objects that you might otherwise miss. Find a small mailing tube or similar device, like the core of a roll of paper towels, and use it as a hand-held spy-glass without any lenses in it. When you settle one end down on your eye-socket and look through the tube, the diffuse sky light will be shielded from your vision. As a result, you'll be able to see fainter objects, such as more stars in the Pleiades, the Hyades, and the area of the Orion nebula, below the three

stars marking the Belt of the Giant Hunter-Warrior. With this scheme, or, better still, with binoculars, you might try to see the Double Cluster in Perseus, between the star Marfik and the "W" of Cassiopeia.

★ In February, look for red Mars in Pisces, moving into Aries, where Saturn will be found as a fair star not on the map. Later at night, bright golden Jupiter will be found in Virgo. Find it and follow it on through the winter and spring. And, speaking of spring, it will arrive officially as the sun again crosses the celestial equator, moving northward, at about 8 p.m., EST, on March 20.

★★ If you haven't anything more important to do on Saturday, March 7, why not keep a date with a total eclipse of the sun? If you don't try this time, you'll have to wait until July 10, 1972, when the next one occurs in North America. That one will begin in Alaska, sweep eastward across northern Canada and finally over Nova Scotia before jumping off into the Atlantic. Better shoot for the earlier one, on March 7, 1970. *(Continued on page 26)*

LITERATURE



ELECTRONIC PARTS

★2. Now, get the all-new 512-page, fully illustrated *Lafayette Radio* 1970 catalog. Discover the latest in CB gear, test equipment, ham gear, tools, books, hi-fi components and gifts. Do it now!

★5. *Edmund Scientific's* new catalog contains over 4000 products that embrace many interests and fields. It's a 148-page buyers' guide for Science Fair fans.

★4. *Olson's* catalog is a multi-colored newspaper that's packed with more bargains than a phone book has names. Don't believe us? Get a copy.

1. *Allied's* catalog is so widely used as a reference book that it's regarded as a standard by people in the electronics industry. Don't you have the 1970 *Allied Radio* catalog? The surprising thing is that it's free!

★7. Before you build from scratch, check the *Fair Radio Sales* latest catalog for electronic gear that can be modified to your needs. *Fair* way to save cash.

8. Get it now! *John Meshna, Jr.'s* new 96-page catalog is jam packed with surplus buys—surplus radios, new parts, computer parts, etc.

140. How cheap is cheap? Well, take a gander at *Cornell Electronics'* latest catalog. It's packed with bargains like 6W4, 12AX7, 5U4, etc., tubes for only 33¢. You've got to see this one to believe it!

135. *RCA* Experimenter's Kits for hobbyists, hams, technicians and students are the answer for successful and enjoyable building, creating, experimenting and learning. Find out for yourself by circling 135 now!

106. With 70 million TV and 240 million radios somebody somewhere will need a vacuum tube replacement at the rate of one a second! Get *Universal Tube Co.'s* Troubleshooting Chart and facts on their \$1.50 flat rate per tube.

10. *Burstein-Applebee* offers a new giant catalog containing 100s of big pages crammed with savings including hundreds of bargains on hi-fi kits, power tools, tubes, and parts.

★11. Now available from *EDI (Electronic Distributors, Inc.)*: a catalog containing hundreds of electronic items. *EDI* will be happy to place you on their mailing list.

6. Bargains galore, that's what's in store! *Poly-Paks Co.* will send you their latest 8-page flyer chock-full of *Poly-Paks'* new \$1.00 electronic and scientific "blis-dor" paks and equipment.

23. No electronics bargain hunter should be caught without the 1970 copy of *Radio Shack's* catalog. Some equipment and kit offers are so low, they look like misprints. Buying is believing.

CB—AMATEUR RADIO SHORTWAVE RADIO

102. No never mind what brand your CB set is. *Sentry* has the crystal you need. Same goes for ham rigs. Seeing is believing, so get *Sentry's* catalog today. Circle 102.

146. It may be the first—*Gilfer's* speciality catalog catering to the SWL. Books, rigs, what-nots—everything you need for your listening post. Go *Gilfer*, circle 146!

100. You can get increased CB range and clarity using the "Cobra-23" transceiver with speech compressor—receiver sensitivity is excellent. Catalog sheet will be mailed by *B&K Division of Dynascan Corporation*.

141. Newly-designed CB antenna catalog by *Antenna Specialists* has been sectionalized to facilitate the picking of an antenna or accessory from a handy index system. Man, *Antenna Specialists* makes the pickin' easy.

130. Bone up on the CB with the latest *Sams* books. Titles range from "ABC's of CB Radio" to "99 Ways to Improve your CB Radio." So Circle 130 and get the facts from *Sams*.

107. Want a deluxe CB base station? Then get the specs on *Tram's* all new Titan II—it's the SSB/AM rig you've been waiting for!

96. Get your copy of *E. F. Johnson's* new booklet, "Can *Johnson 2-Way Radio Help Me?*" Aimed for business use, the booklet is useful to everyone.

129. Boy, oh boy—if you want to read about a flock of CB winners, get your hands on *Lafayette's* new 1970 catalog. *Lafayette* has CB sets for all pocketbooks.

46. Pick up *Hallcrafters'* new four-page illustrated brochure describing *Hallcrafters'* line of monitor receivers—police, fire, ambulance, emergency, weather, business radio, all yours at the flip of a dial.

116. Pep-up your CB rig's performance with *Turner's* M+2 mobile microphone. Get complete spec sheets and data on other *Turner* mikes.

48. *Hy-Gain's* new CB antenna catalog is packed full of useful information and product data that every CBer should know. Get a copy.

111. Get the scoop on *Versa-Tronics'* Versa-Tenna with instant magnetic mounting. Antenna models available for CBers, hams and mobile units from 27 MHz to 1000 MHz.

★45. CBers, Hams, SWLs—get your copy of *World Radio Labs'* 1970 catalog. If you're a wireless nut or experimenter, you'll take to this catalog.

101. If it's a CB product, chances are *International Crystal* has it listed in their colorful catalog. Whether kit or wired, accessory or test gear, this CB-oriented company can be relied on to fill the bill.

103. *Squires-Sanders* would like you to know about their CB transceivers, the "23er" and the new "SSS." Also, CB accessories that add versatility to their 5-watters.

TOOLS

★78. Do more jobs with fewer tools! Double-duty *Xcelite* sets contain midget nut and screwdrivers plus special "piggy-back" handle that gives power and reach of standard drivers. Three sets are described in *Xcelite's* Catalog 166. Get copy today!

118. Secure coax cables, speaker wires, phone wires, etc., with *Arrow* staple gun tackers. 3 models for wires and cables from 3/16" to 1/2" dia. Get fact-full *Arrow* literature.

ELECTRONIC PRODUCTS

143. Bring new life to your hobby. Exciting plans for new projects—let *Electronics Hobby Shop* give you the dope. Circle 143, now.

★44. Kit builder? Like wired products? *EICO's* 1970 catalog takes care of both breeds of buyers. 32 pages full of hi-fi, test, CB, ham, SWL, automotive and hobby kits and products—do you have a copy?

★42. *Heath's* new 1970 full-color catalog is a shopper's dream. Its 116 pages are chock full of gadgets and goodies everyone would want to own. Mostly kits are shown but many factory-wired products are available. Get your catalog today!

144. Hear today the organ with the "Sound-of-Tomorrow," the *Melo-Sonic* by *Whippany Electronics*. It's portable—take it anywhere. Send for pics and descriptive literature.

12. *C. B. Hanson* new Automatic Control records both sides of a telephone call automatically—turns off automatically, too! Get all the details—today!

126. Did you dig *Delta's* new literature package chucked full of pics and

LIBRARY...

★ Starred items indicate advertisers in this issue. Consult their ads for additional information and specifications.

specs on such goodies as an FET-VOM, SCR ignition system, computerized auto tach, hi-voltage analyzer, etc.? Man, then let *Delta* know you're alive! Circle 126 now!

109. *Seco* offers a line of specialized and standard test equipment that's ideal for the home experimenter and pro. Get specs and prices today.

★9. Troubleshooting without test gear? Get with it—let *Accurate Instrument* clue you in on some great buys. Why do without?

145. *Aleo Electronic Products* has 28 circuit ideas using their remote control relay. Get 100-and-one odd jobs done at home without calling an electrician. Get all the facts today!

SCHOOLS AND EDUCATIONAL

★136. You can become an electrical engineer *only* if you take the first step. Circle 136 and *ICS* will send you their free illustrated catalog describing 17 special programs. *ICS* also has practical electrical courses that'll increase your income.

★74. Get two free books—"How to Get a Commercial FCC License" and "How to Succeed in Electronics"—from *Cleveland Institute of Electronics*. Begin your future today!

★3. Get all the facts on *Progressive Edu-Kits* Home Radio Course. Build 20 radios and electronic circuits; parts, tools and instructions come with course.

142. *Radio-Television Training of America* prepares you for a career—not a job. 16 big kits help you learn as you build. 120 lessons. Get all the facts today!

114. Prepare for tomorrow by studying at home with *Technical Training International*. Get the facts today on how you can step up in your present job.

137. For success in communications, broadcasting and electronics get your First Class FCC license and *Grantham School of Electronics* will show you how. Interesting booklets are yours for the asking.

HI-FI/AUDIO

26. Get with today's hi-fi jet set. *H. H. Scott* sets the pace with their fantastic line of audio components, some in kit form, too! *Scott* will send you all the poop if you circle 26!

104. You can't hear FM stereo unless your FM antenna can pull 'em in. Learn more and discover what's available from *Finco's* 6-pages "Third Dimensional Sound."

119. *Kenwood* puts it right on the line. The all-new *Kenwood* FM-stereo receivers are described in a colorful booklet complete with easy-to-read-and-compare spec data. Get your copy today!

30. *Shure's* business is hi-fi—cartridges, tone arms, and headphone amps. Make it your business to know *Shure!*

17. Mikes, speakers, amps, receivers—you name it, *Electro-Voice* makes it and makes it good. Get the straight poop from *E-V* today.

99. Get the inside info on why *Koss/Acoustech's* solid-state amplifiers are the rage of the experts. Colorful brochure answers all your questions.

TAPE RECORDERS AND TAPE

14. You just gotta get *Craig's* new pocket-size, full-color folder illustrating what's new in home tape recorders—reel-to-reel, cartridge and cassette, you name it! It looks like a who's who for the tape industry.

123. Yours for the asking—*Elpa's* new "The Tape Recording Omnibook." 16 jam-packed pages on facts and tips you should know about before you buy a tape recorder.

31. All the facts about *Concord Electronics Corp.* tape recorders are yours for the asking in their free 1970 catalog. Portable, battery operated to four-track, fully transistorized stereos cover every recording need.

34. "All the Best from Sony" is an 8-page booklet describing *Sony-Super-scope* products—tape recorders, microphones, tape and accessories. Get a copy today before you buy!

35. If you are a serious tape audiophile, you will be interested in the all new *Viking Telex* line of quality tape recorders.

TELEVISION

★70. The all new *Heathkit* 1970 catalog is jammed with 7 color TV kits, plus buys on antennas, rotors, towers and other accessories, and TV test gear. Get your copy by circling item 70 below.

127. *National Schools* will help you learn all about color TV as you assemble their 25-in. color TV kit. Just one of *National's* many exciting and rewarding courses.

SCIENCE AND ELECTRONICS

Dept. 370

229 Park Avenue South

New York, N.Y. 10003

Please arrange to have the literature whose numbers I have circled at right sent to me as soon as possible. I am enclosing 25¢ to cover handling. (No stamps, please.)

Sorry, only 20 circled items maximum.



Indicate total number of booklets requested

1	2	3	4	5	6	7	8	9	10
11	12	14	17	23	26	30	31	34	35
42	44	45	46	48	70	74	78	96	99
100	101	102	103	104	106	107	109	111	114
116	118	119	123	126	127	129	130	135	136
137	140	141	142	143	144	145	146		

NAME _____

ADDRESS _____

CITY _____

STATE _____ ZIP _____

The Skies Above Us

(Continued from page 23)

★ Don't hold me to it, but the statistical probability of clear sky (less than 0.3 cloud cover) along the eclipse path from near Tallahassee, Fla., to Norfolk, Va., runs between 40 and 50 percent at midday in early March. At Bangor, Me., on July 20, 1963, the last time I hoped to see a total solar eclipse by traveling about 400 miles away from home, the statistics were all on my side—until about 30 minutes before totality when the clouds and the rain came!

★ An eclipse occurs, of course, because the moon sometimes can pass between the Earth and the sun and cast a shadow on an area of the Earth. Sometimes the shadow's center doesn't fall on the Earth; then the eclipse is only partial and only a bite, large or small, appears to have been taken out of the edge of the sun. Sometimes the moon is too far from the Earth and its black disk is too small to cover all of the sun but appears as a black hole in it, so the uncovered part of the sun appears to be a bright ring; this is called an annular eclipse. But when the tip of the moon's shadow does reach the Earth and sweeps across sea and land, those who are in the path will see a total eclipse

and those on either side will see a partial eclipse—a big bite if they are close to the total path, diminishing in importance as they are farther from it.

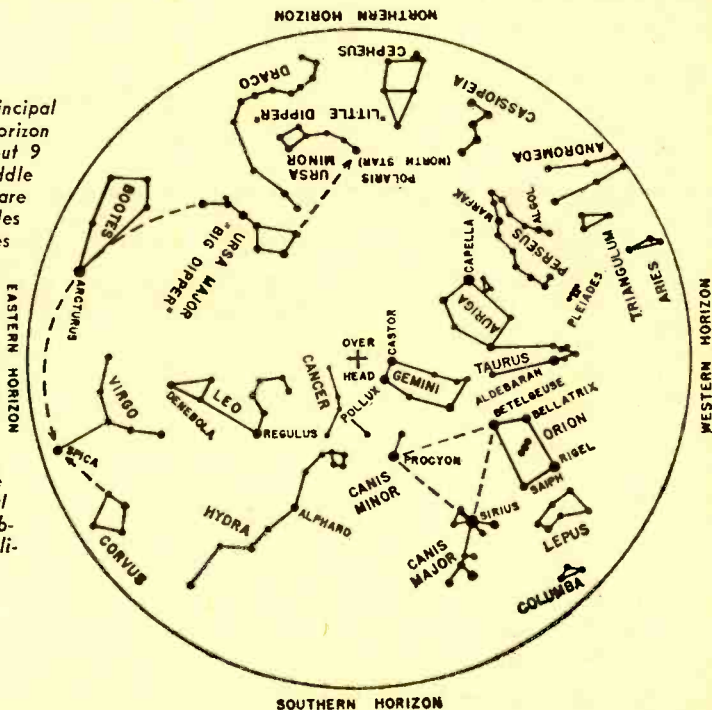
★ The path may be about as long as half the circumference of the Earth. But it can be no wider than 169 miles and, as the shadow sweeps along, it can not take longer than 7 minutes 31 seconds to pass over a given point. But this can occur only when the Earth is closest to the moon and farthest from the sun at the same time, a rare circumstance which will *almost* occur on July 16, 2186 (it will fall two seconds short!).

★ Our total eclipse this year is wasted for the first 5000 miles of its path, from the point where the moon's shadow first touches the Earth just south of the equator, far out in the Pacific, until it has curved northeastward to come ashore on Mexico's Pacific coast at the Isthmus of Tehuantepec, south of Oaxaca, where the real shadow, called the umbra, is 95 miles wide and moves at 1500 miles an hour. At any given point on its central line, it requires 3 minutes 28 seconds to pass, during which time the sun's disk will be entirely hidden by the moon.

Even today, there may be natives there, descendants of the ancient Olmec, Zapotec, Mixtec, and Aztec cultures, who will revert to their traditional fears that the great god,

(Continued on page 107)

☆☆☆ The maps show the principal stars which are above the horizon at latitude 34° North at about 9 p.m. standard time at the middle of the month. These maps are practical star location guides anywhere in the United States throughout the month showing the sky at 10 p.m. on the first and at 8 p.m. on the last of the month. To look at the night sky in February and March, select the proper map and hold it vertically. Then turn the map so that the point of the compass shows at the bottom of the map. ☆☆☆ Our special thanks go to the Griffith Observatory in Los Angeles, California. ☆☆☆



You can pay \$600 and still not get professionally approved TV training.

Get it now for \$99.

Before you put out money for a home study course in TV Servicing and Repair, take a look at what's new.

National Electronic Associations did. They checked out the new TV training package being offered by ICS. Inspected the six self-teaching texts. Followed the step-by-step diagrams and instructions. Evaluated the material's practicality, its fitness for learning modern troubleshooting (including UHF and Color).

Then they approved the new course for use in their own national apprenticeship program.

They went even further and endorsed this new training as an important step for anyone working toward recognition as a Certified Electronic Technician (CET).

This is the first time a self-taught training program has been approved by NEA.

The surprising thing is that this is not a course that costs hundreds of dollars and takes several years to complete. It includes no kits or gimmicks. Requires no experience, no elaborate shop setup.

All you need is normal intelligence and a willingness to learn. Plus an old TV set to work

on and some tools and equipment (you'll find helpful what-to-buy and where-to-buy-it information in the texts).

Learning by doing, you should be able to complete your basic training in six months. You then take a final examination to win your ICS diploma and membership in the ICS TV Servicing Academy.

Actually, when you complete the first two texts, you'll be able to locate and repair 70% of common TV troubles. You can begin taking servicing jobs for money or start working in any of a number of electronic service businesses as a sought-after apprentice technician.


Which leads to the fact that this new course is far below the cost you would expect to pay for a complete training course. Comparable courses with their Color TV kits cost as much as six times more than the \$99 you'll pay for this one.

But don't stop here. Compare its up-to-dateness and thoroughness. Find out about the bonus features—a dictionary of TV terms and a portfolio of 24 late-model schematics.

Get all the facts. Free. Fast. Mail the reply card or coupon below.

ICS[®] Dept. M5589M
Scranton, Penna. 18515

Yes, I'd like all the details about your new TV Servicing/Repair basic training package. I understand there's no obligation. (Canadian residents, send coupon to Scranton, Pa. Further service handled by ICS Canadian, Ltd.)



Name _____

Street _____

City _____ State _____ Zip _____

Prices slightly higher outside U. S. and Canada.

BOOKMARK

Continued from page 22

matic diagrams are illustrated and described in the sections on each of the 23 chassis covered. You can get your copy by writing directly to the publisher, Tab Books, Blue Ridge Summit, Pa. 17214.

Getting Started Right! Once you have decided to discover the world of electronics, you should kick-off the building of your reference library with *Electrical Fundamentals* by J. J. DeFrance. Although it's a great reference book after you are well advanced, it is a sound and excellent text for a beginner to read and from which to study. To make the subject matter "live" and easy to understand, a conversational style is used, and emphasis is placed on concept rather than mathematical derivations. However, sufficient quantitative information is given to meet the realistic needs of practicing technicians. In this respect, a sound working knowledge of high school basic algebra, and skill in the use of a slide rule are assumed. Numerous "small bit" review questions are given at the end of each chapter to provide a programmed learning. No book teaches everything about any subject. Much remains for the beginner to




Hard cover
702 pages
\$13.50

learn on the job or the practice of his hobby. *Electrical Fundamentals* does a great deal in preparing the reader for the practical job ahead. Available at local and college bookstores, or direct from the publisher, Prentice-Hall, Inc., Englewood Cliffs, N. J.

Meters. Here, in one single volume, is the most important and useful tool you can find for working with electronic meters. It's a new book entitled *Handbook of Electronic Meters*. Designed for electronics engineers and technicians, the text provides not only the "how-to" of a great variety of electronic test procedures, but offers detailed, easy-to-follow explanations of the reasoning behind each test. If you have need of any type of electronic meter, this is a handbook without which you cannot afford to be.


Detailing the greatest number of meter applications available in a single handbook, this manual covers a full range of practical solid-


state and integrated circuit data. It spans the entire subject, beginning with simplified presentations of operating principles and the characteristics of typical laboratory and shop meters, and accessory equipment. The descriptions include test connection diagrams for each operation and are all illustrated in block diagram or simplified schematic level, thereby offering an ideal source of easily accessible facts on meter theory and application. A valuable feature of



Hard cover
180 pages
\$10.95

this handbook is the self-contained aspects of each meter procedure and application, thus eliminating any need for cross-checking data elsewhere in the book. And since every practical, experience-proven application for modern meters is included, this handbook represents not only the most complete one available, but virtually the only one you will need to master the full range of basic modern electronic meter theory and procedure. You can get a copy by writing to Prentice-Hall, Inc., Englewood Cliffs, N. J. 07632.





magnetic
**BEAM
BALANCE**

*How much does the wing
of that fly in the window weigh?*

by Thomas R. Sear WA6HOR

How many times have you wondered about that statement that the lowly ant can tote a load more than twenty times greater than his own weight? And, still on that theme, just how much does an ant weigh? Or, as a matter of interest, how does one go about weighing an ant without having to invest a lot of hard-earned cash in a delicate chemical balance? If not the ant, perhaps you have been curious about the weight of a fly's wing, or the weight of one whisker from your new mustache, or, for that matter, any number of things that, for most practical purposes, are so

ing coil, which is attached to the pointer. The coil is suspended in a fixed magnetic field and is mounted on jeweled pivot bearings to reduce friction to a minimum. Except for the pull of the hair-spring, used to return the pointer-and-coil assembly to an established zero point when no current is flowing, this assembly has very little mass. As a result, it's easily deflected from the zero position by small increments of current flowing through the coil.

What we have done is to mount a moving-coil meter movement (M1) 90 deg. off its normal mounting axis so that the pointer is in a horizontal rather than the normal vertical position. The tip of the pointer has been modified so that it can serve as a platform on which the object to be weighed can be placed. In addition, we added limit pins to restrict movement of the pointer over a narrow range after first mechanically adjusting the normal zero-rest position to mid scale. An arbitrary true zero is established by placing a mark on the meter face plate that is midway between these two limit pins.

This meter movement is wired in series with a relatively constant source of DC, a potentiometer to adjust the current flow, and a microammeter which acts as a voltmeter to measure the amount of voltage developed by the flow of current during the weighing process.

Standard Weighing Charts. The fly's wing, mustache hair, or whatever low-mass object is to be weighed, is placed on the weighing platform. This, of course, causes physical displacement of the pointer below the newly established zero rest point. When the null potentiometer (R9) is adjusted to

restore the pointer to the arbitrary true zero point, a reading is taken on M2. What actually has occurred is that the electromagnetic force, created by the current flowing through the moving coil, is adjusted so that when the pointer (weighing platform) is back to the zero point, it just balances the mass of the material being weighed. By correlating current readings with standard weights a chart can be prepared so you know exactly what weighs what.

You can purchase sets of standard weights having very small mass from most laboratory supply houses (e.g., Edmund Scientific, Fisher Scientific). These can be used to establish your weighing chart. Tabulate the current reading you get for each increment of the standard weights in creating your chart. You can, of course, combine individual weights to arrive at a weight equal to the unit increment you have established for your chart. The MBB is designed to be adapted to many weight ranges by changing the range of the electrical readout. The range switch switches the appropriate multiplier into the circuit to permit higher current readings. These represent heavier weights, as read on meter M2.

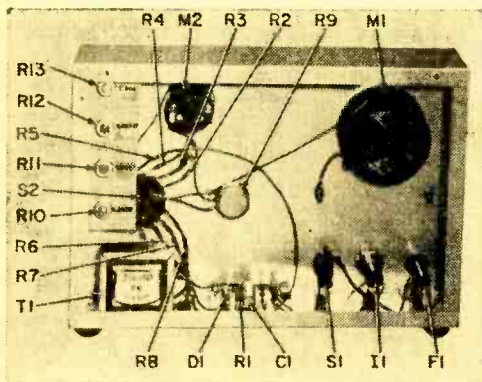
Building the MBB. We housed our MBB in an 8 x 12 x 3-in. aluminum chassis fitted with a bottom plate. We used aluminum to make it easier to cut out the openings for the two meters. The overall layout isn't critical. The one we used, however, is very convenient for interwiring the components, so we suggest you follow it—unless you feel that you would prefer to design a layout more adaptable to your specific applications of the MBB.

The only part of the construction that does test your dexterity is the modification to the moving-coil meter movement to convert it to a weighing platform.

Making the Weighing Platform. Once all of the holes have been drilled in the chassis, the parts have been mounted and wired and you have completed everything but the installation and hookup of M1, you should proceed to modify the meter so that it can be used as your weighing platform.

We purposely selected a meter that has the protective glass cover mounted separately in the bezel in order that it could be removed easily without destroying the bezel. The glass must be permanently removed to provide access to the weighing platform.

Incidentally, the cost of the meter specified in the Parts List is quite high when pur-



View of MBB innards showing simple layout. There's plenty of room here to make a neat wiring job; note that most resistors and capacitors are supported by their own leads.

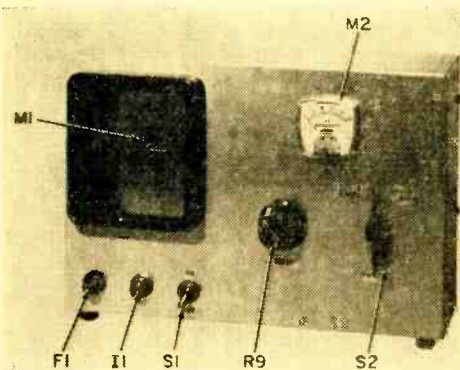
Magnetic Beam Balance

chased new and used just for this one project. Since you'll have to remove the protective glass from the meter bezel and also bend the pointer, the instrument will probably be unsatisfactory for any other project you may want to try. Therefore, we suggest you try to pick up a used one in order to hold the cost of the project down.

Since the calibrated scale that comes with the meter is meaningless for our MBB, we suggest you remove the scale and replace it with a blank piece of metal or plastic of the same thickness and shape as the original; alternatively, you can reverse the original scale so that its blank side is facing out. Make a mark in the center of the arc that the pointer follows when moving across the scale. Cut two pieces about 1/2-in. long from an ordinary straight pin and cement one about 1/2 in. above and below the center mark.

Before replacing the bezel on the meter case, move the lever that controls the zero positioning of the pointer assembly until the pointer rests mid-scale when no current is flowing. Incidentally, when putting the scale back onto the meter movement take care that the pointer can move freely between the two limit pins that have been installed on the face plate.

The final step before mounting and wiring this meter is to bend the pointer so that the arrow head on its free end is perpendicular to the face plate. This then becomes the



Business side of MBB shows M1 containing platform to hold material to be weighed. Always make certain that platform and material do not rub against M1's faceplate.

platform on which material to be weighed is placed. Make certain that the arrowhead platform doesn't rub against the face plate, otherwise any readings you make will be inaccurate.

Adjusting the MBB. Now that you've completed construction and checked for any wiring errors, you're ready to adjust the assembly to ensure accuracy in weighing. A VTVM (or the Hi-Fet Voltmeter described in the January/February 1970 *ELEMENTARY ELECTRONICS*) should be used for these adjustments as you will be dealing with critical circuits that could be affected by the relatively low resistance of a conventional VOM. Before applying power to the MBB, place the null control (R9) in a full counterclockwise position and set potentiometers R10, R11, R12, and R13 at midpoint. Remember, always begin every new range adjustment with the null control in the full counterclockwise position.

Connect the VTVM between the arm of R9 (+) and the chassis (-) of the MBB. Use a low voltage scale of the VTVM. Set the range switch (S2) to the X.0002 position, turn *on* the power and adjust the null control until the VTVM reads 0.29 VDC. Then adjust R10 until M2, the 50- μ A meter, reads full scale. You may find some interaction between R9 and R10; if so juggle the two until you get the VTVM reading of 0.29 V with M2 reading full scale.



Once you've adjusted this range, proceed to the X.001 range and follow the same steps—except that the VTVM should now read 2.0 V and you will adjust R11 along with R9 instead of R10. You can expect the same possible interaction between R9 and R11 that you experienced between R9 and R10.

The other two positions of the range switch are adjusted in exactly the same manner. When adjusting the X.002 range the VTVM should read 4.1 volts and when adjusting the X.004 range it should read 8 volts. R12 is used for the X.002 range and R13 is used for the X.004 range. Once each range has been adjusted and the VTVM has been disconnected, it's a good idea to move the range switch to each position to make certain that M2 can be set to full scale by rotating R9, the null control, for each range switch setting.

Using MBB. Now that you have adjusted the various ranges, how do you use MBB to weigh a fly's wing or an ant or any other
(Continued on page 108)

Rejuvenate that old rig for a

SHACK ON A SHOESTRING



Old communications receivers often go abegging. And wise is the man who knows a bargain when he sees one.

by Joseph J. Carr

□ Even a quick, nonchalant glance through electronics catalogs often nips novice SWL and ham aspirants in the bud. Prices generally range from \$200.00 up for a decent, general-coverage shortwave receiver. The fellow on a limited budget (and who isn't these days?) will have to make a substantial sacrifice if he wants to break into the amateur radio or SWL fields—or will he? Though little can be done for the newcomer absolutely lacking in electronics knowledge, the person with a few basics under his belt (or perhaps, a lot of self-confidence) can save himself a pile of money by reconditioning an old receiver.

The receivers under consideration are those that were, in their day, the mainstays of amateur, commercial, and military communications. The three main manufacturers of communications receivers during the 1935-1950 era were Hallicrafters, Hammarlund, and National. There is still a surprisingly large number of receivers by these firms stuffed under workbenches, lying in attics, or just gathering dust in somebody's ham station; they surface but rarely, and then only for an occasional hamfest auction or classified listing.

Except for a few units subject to a form of "my first . . ." nostalgia, most can be purchased for under \$50.00. It is even possible to find one available on a "get-the-darn-thing-outa-my-way" basis. Quite often, the only reason for them being discarded was the much more exacting requirements of modern, single-sideband operation, or possibly the snob appeal of a shiny, new Super

Inhale Mark X. Thing is, the National HRO and NC series, the Hammarlund Super Pro line, and the venerable Hallicrafters SX-28 can all be given a new lease on life (plus additional years of service) by following the procedures we're about to outline.

During the preliminary stages of buying an old receiver, it's wise to look into several aspects of its condition. Of course, if it works and isn't beaten half to death, it's probably in reasonably good shape. However, look for . . .

✓ **Mechanical Condition.** You probably wouldn't want to attempt to repair a rig that's been rolled down the side of a mountain, so be wary of a "bargain" that is badly bent up or otherwise mutilated. Look at the paint job for signs of excessively rough handling. Be aware, however, that you aren't likely to find one in factory-new condition. Even so, it's sort of a truism that a well-taken-care-of unit will appear to have been well taken care of.

✓ **Missing Parts.** It may prove impossible to locate replacements for some of these, so beware! Missing components may indicate either a prior repair attempt that was aborted, or the fact that the piece has been cannibalized. Either case is liable to make restoration a lot bigger headache, perhaps bigger than the receiver is worth.

✓ **Evidence of Burning.** Nobody who has been exposed to the acrid stench of an overworked or shorted transformer is ever likely to forget it. This stench, which is noticeable even to the uninitiated, is often faintly detectable for years after the burning took place.

SHACK ON A SHOESTRING

Another clue to a burned-out transformer is the presence of a dark brown to black mess congealed on surfaces close to or beneath the suspect part. If either clue is present, use your own judgment. Transformers can usually be replaced with a new substitute, even if an original replacement is no longer available.

Once you have your set, hold off on restoration until you're at least partially familiar with it. If the previous owner failed to supply an instruction manual, try a few other sources. A letter to the manufacturer (plus a nominal fee) may be all that's necessary to acquire a manual. If this fails, try Sams Photofacts, the Rider books, or (in the case of military sets) the various surplus conversion books on the market. A lot of aggravation can be saved by this procedure.

After all is readied, try and work up a plan of action. If the work is layed out in advance, there is less possibility of skipping some vital portion of the process.

✓ **Getting Started.** First, take the receiver out of its cabinet and set it on the work bench or table. Place all screws and other small hardware in a paper bag or other suitable container, and put it in a safe place. When this is accomplished, remove all the dust and accumulated crud with a small paint brush or vacuum cleaner.

Second, remove all tubes for testing. If you have a tester available, this should be done on a one-by-one basis. Otherwise, mark each tube and make a diagram showing where each tube came from. Don't overlook the possibility that they may have been placed in the wrong sockets during a previous repair attempt. Some receivers have the tube numbers printed or stamped on the chassis close to the sockets. Sometimes a tube layout chart can be found on the chassis, cabinet, or covers. If a manual is available, it will probably contain such a chart. In most instances, the emission-type tube testers

found in drug stores, etc., will suffice, though the mutual-conductance grid-emission type tester is generally far superior. Most TV repair shops will test your tubes on such equipment either free or for a small fee. When this test is completed, and bad tubes replaced, return all tubes to their respective sockets.

Next, obtain an aerosol can of control/switch contact cleaner, and a tube of white grease such as *Lubriplate*. Squirt cleaner into all potentiometers (AF gain, RF gain, etc.) and rheostats. After spraying a control, run it vigorously back and forth through its range several times. When the controls are finished, start on the switches. On the rotary types (the main rotary switch may be hidden inside a metal shield box), spray each wafer on both sides. As with the controls, run switches through their range several times.

Switch bearings, shafts, and bearing plates should be cleaned thoroughly and lubricated with white grease. Variable capacitors often have a leaf-spring grounding wiper at one or both ends of the rotor shaft. These and their respective contact surfaces should be cleaned to a bright luster. They should be free of dust, dirt, corrosion, and grease because this is often the only method for grounding the rotor shaft.

When this preliminary maintenance has been performed, the set will be ready for an "air test." If the receiver operates properly, there is, of course, no cause for any further

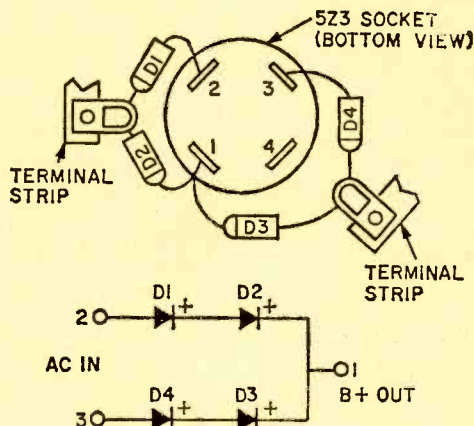


Fig. 1. Above and right, two ways to use silicon diodes to replace obsolete 5Z3 rectifier. All diodes are 800 PIV, 1 A types; resistors R1, R2, R3, and R4 at right are 470k, 1/2-watt units; resistors R5 and R6 are 1-ohm, 2-watt units; capacitors C1, C2, C3, C4 are standard .001-uF, 1000-V ceramics.

RECOMMENDED RECEIVERS FOR REJUVENATION

Hallicrafters: S-40, SC-28*, SX71
 Hammarlund: HQ-120, HQ-129*, HQ-140XA*, SP-600*
 ("Super Pro" line)
 Military: BC-342*, BC-348*, BC-779, BC-794, BC-1004, SP-600
 National: HRO-5, HRO-7, HRO-50*, NC-183D*

* Indicates preferred types

troubleshooting. Even so, there is probably pressing need for a substantial amount of preventive maintenance to eliminate the necessity for troubleshooting in the near future.

✓ **Wires and Leads.** Wires that are excessively corroded or whose insulation is dry rotted, cracked, or brittle should be replaced. Good quality hookup wire of the same gauge as the original should be used.

✓ **Electrolytic Capacitors.** These components have an ornery reputation for age-induced failure. Because of this, they should be replaced as a standard procedure. Get a top-quality universal replacement as close as possible to the original. Note of caution: Capacitors can store a charge for lengths of time sufficient to induce carelessness into the unwary worker. Always bleed off a capacitor with a suitable resistor (say 47k) touched between positive and negative leads *before* starting work.

✓ **Small Capacitors.** Any capacitor can develop leakage resistance or short out entirely. If DC voltage is passing through the capacitor, or if an ohmmeter indicates leakage resistance, then the capacitor should be replaced. If the capacitor is swollen, or has the ends broken out, replace it regardless of what a leakage check shows. Mica and ceramic capacitors should be replaced with equivalent parts; paper capacitors, however, are best replaced with the more modern mylar units.


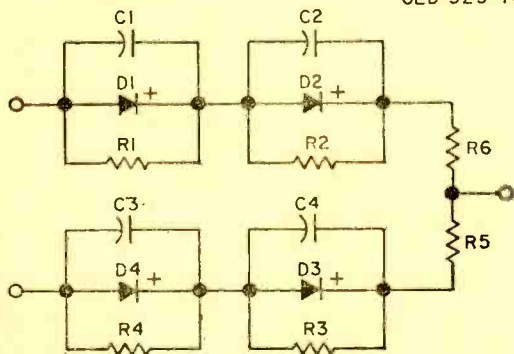
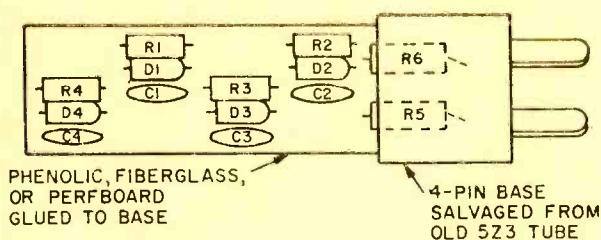
✓ **Fixed Resistors.** Heat, humidity, and (so say wizened old pros) the occult powers

cause carbon composition resistors to change value. An old resistor color coded for, say, 100,000 ohms may actually be closer to 1,000,000 ohms after all these stresses have taken place. Discolored, swollen, burned, or cracked resistors are best replaced, as any resistor that causes a voltage drop larger than is called for by the schematic. It's quite possible for a resistor to change value and still give no outward signs.

✓ **Controls and Switches.** Any control or switch that fails to operate properly after cleaning is a prime candidate for replacement. The most common symptom is an unusual amount of noise or static when the part is operated. Fortunately, switches of all kinds are normal stock items at most electronics parts stores.

As for controls, even the most odd-ball units can be made up by using one of universal assembly kits put out by most of the resistor manufacturers. A good parts store will carry these items, and most will assemble them for you. Rotary switches will probably have to be specially ordered. As for the master bandswitch, better let a person with loads of experience handle this one.

✓ **Obsolete Parts.** One of the things that is likely to make you want to throw in the towel is finding, after all that work, that a bad part is obsolete and no longer available. For instance, have you tried lately to find a 5Z3 rectifier for an SX-28 receiver? Some dealers still carry them, but they are a precious few. (Turn page)

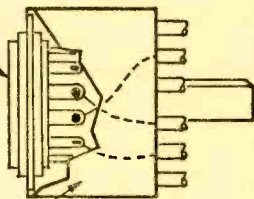


SHACK ON A SHOESTRING

Two alternatives present themselves in this case: change the socket of the obsolete rectifier with the type socket used by a more modern type (a 5U4-GB, say), or use silicon diode rectifiers. Figure 1 shows two ways to use silicon diodes in place of a 5Z3 tube rectifier. The version on the right is to be preferred because of the extra protection it affords the diodes.

Fig. 2. Best way to deal with problem of old, obsolete tubes is to replace them with new, miniature types. As pointed out in text, most octal tubes have 7- or 9-pin miniature equivalents, so finding a replacement is ordinarily duck soup (just consult a tube manual or, better yet, a tube substitution guide). Home-made adaptor, pictured here works fine.

7-PIN MINIATURE
TUBE SOCKET.
SECURED WITH
GLUE.



OCTAL BASE SALVAGED FROM OLD TUBE
(SHOWN CUT-AWAY AND WITH PINS CUT FOR
ILLUSTRATION ONLY)

Other tube types can be replaced either by finding a direct substitute (consult one of the guides published for this purpose), or by using a newer type. This may require changing the socket or using an adapter. Figure 2 shows an adapter for replacing the old-fashioned octal socket with a standard 7-pin miniature socket. Consulting a tube manual will often reveal which still avail-

able type is electrically similar to the type you wish to replace. For example, the octal-base 6SG7 remote cutoff pentode is close to the 6BA6, just as the 6SA7 pentagrid converter is close to the 6BE6. Such equivalent types can be used interchangeably in most applications.

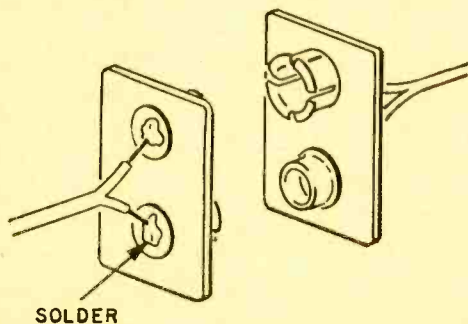
IF transformers can be particularly sticky problems. If they have one of the standard configurations, however, the coil/transformers manufacturers may still supply them. Several of these companies still list the old, large-style IF transformers in their current catalogs. If the price is too high, or a particular type is simply not available, then try using one of the smaller ("miniature") types that have become standard. Most manufacturers can supply adapter plates already cut for the newer IF's. These can be bolted or soldered over the gaping hole left when the old transformer was removed.



Naturally, you'll have to watch terminal connections carefully to ensure the new unit is hooked up properly.

As we've already cautioned, most power and audio transformers can be replaced with standard substitutes. Even if the mechanical arrangement isn't the exactly the same, it should produce few problems. This type of substitution is often only a matter of matching up specifications and mounting styles in a parts catalog. ■

Handy, Self-Polarizing Connector



□ Next time you're in need of a two-post connector for a pair of speaker leads or a quick-disconnect plug for a transistor-equipment power supply, give this idea a try. Just pull a couple of dead 9-V transistor radio batteries out of your wastebasket and carefully remove their terminal strips. Put what's left back in the wastebasket again and take a good look at the handy, self-polarizing connector you've just concocted. Plug one into the other, solder up the appropriate leads, and give yourself a pat on the back for good old ingenuity. No reason to color-code for polarity, either—this one is self-polarizing, remember? —Bob Stephens ■


SUPER STABLE RECEIVER

SINCE AIR-TO-GROUND communications is in the vhf band, radio listeners are evidencing an increasing interest in this band.

Our project covers a receiver tunable over the normal 117 to 150 MHz aircraft band and also the 2-Meter amateur band. Though the basic receiver includes an AC power-supply for operation from nominal 117-V, 50-60-Hz power lines, it can be operated as a portable receiver from a standard 9-V transistor radio battery.


This receiver is comprised of three sections: a superregenerative detector, an audio amplifier, and an AC power supply. It is completely solid-state and quite stable. The detector employs a pnp-type GE-9, RF transistor that is readily available from most supply houses. To let the constructor experiment with different transistors we used a standard transistor socket so that different transistors can be plugged into the socket when experimenting to find other suitable transistors for the circuit.

Signals picked up by the antenna are coupled to the tuned circuit, comprised of L2-C1 through primary winding L1. They



Lets you eavesdrop on aircraft communications as well as on the 2-Meter ham band

by Robert E. Kelland



SUPER STABLE RECEIVER

are then fed to Q1 where they are amplified and detected. Superregeneration, which accounts for the tremendous amplification of the circuit, is controlled by varying capacitor C5.

The audio signal, produced by the detection function of the circuit, is coupled to a separate, prefabricated audio amplifier through transformer T1.

The low-voltage power supply is regulated by means of a Zener diode (D2) to maintain 9 VDC. It's necessary to use a regulated power supply in order to prevent instability in the superregenerative portion of the receiver.

Construction. We built the receiver on a 5 x 7 x 2-in. aluminum chassis with a 5½ x 7 x ¼-in. front panel. The power supply and audio amplifier nearly fill the space on the underside of the chassis. Most of the components in the basic superregenerative circuit, with the exception of the regenerative control C5 and L3, are mounted on the top of the chassis. L3 is self-supported by its leads which are connected to C5. C5, in turn, is fastened to the underside of the chassis through a small right-angled bracket. The socket for Q1 and components L1, L2, C2, C3, and R1 are mounted on a 1½ x 1-in.

piece of perf board which is fastened to the top of the chassis by means of a small right-angled bracket. Both C1 and C5 have insulated mounting inserts to isolate these capacitors from the common chassis ground and still allow them rigid mounting to their respective bracket assemblies.

A capacitor, referred to in the schematic as "gimmie" C is made by soldering ½-in. lengths of insulated hookup wire to the collector and emitter pins of the transistor socket and then twisting the free ends together for a turn or two.


Insulated, flexible couplings were used to isolate the variable capacitors from their respective tuning knobs, to prevent any receiver instability that may be created by hand capacity when adjusting the receiver. Straight through, insulated bushings can be substituted for the flexible couplings.

The location of components making up the superregenerative detector portion of the circuit is critical. We suggest you follow the layout as seen in the photographs. The power supply and audio amplifier section isn't critical and therefore can be laid out in a plan that best suits your desires. All leads should be kept as short and direct as possible.

Coil Making. L1 is made by closely winding three turns of 20-gauge insulated hookup wire into a self-supporting coil ½-in. in diameter (see photo). L2 is made by winding 2½ turns of #12 AWG bare copper wire within a length of ½ in. Diameter of the windings should be ½ in. Adjustment of the spacing between turns may be necessary to set the desired frequency. Coil L2 is self-supporting and is mounted directly on capacitor C1.

L1 is self-supported by mounting it directly to the two input binding posts (BP1 and BP2), both of which should be insulated from the common chassis ground.

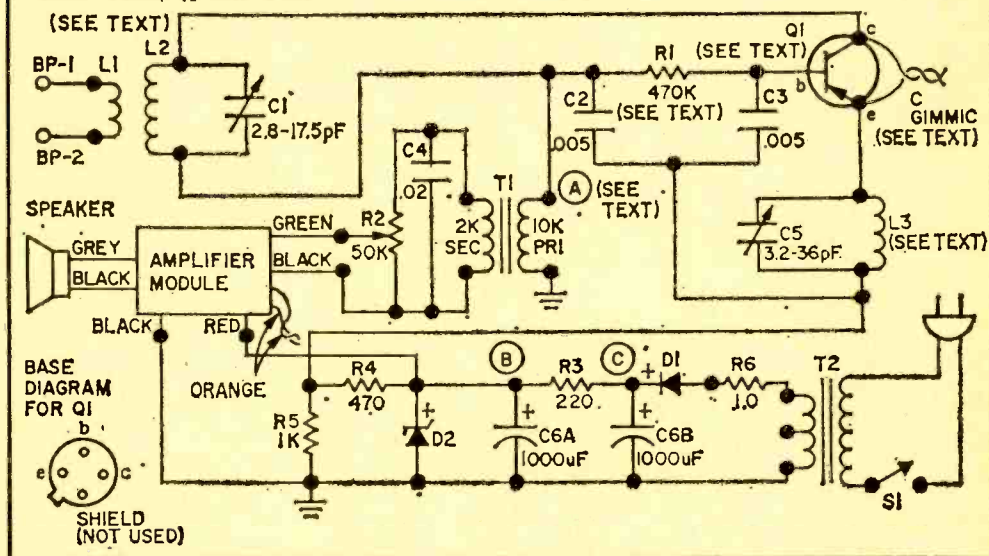
L3 is made by winding 18 turns of #30 AWG enameled copper wire around the insulated form of a very high resistance 1-watt carbon resistor. The ends of the coil are soldered directly to the resistor pigtail.



Note complete amplifier module mounted on underside of chassis. Location of this module isn't critical. However, be certain position of superregeneration components C5 and L3 is exactly as shown. Electrolytic is just left of center.

PARTS LIST FOR SUPER STABLE RECEIVER

- B1—9-V transistor radio battery (Lafayette 32E48077 or equiv.) (optional—see text)
 BP1, BP2—5-way, red binding post (Lafayette 99E61202 or equiv.)
 C1—2.8 to 17.5-pF variable capacitor (Lafayette 40E28817 or equiv.)
 C2, C3—0.005- μ F, 75-V ceramic disc capacitor (Lafayette 33E69048 or equiv.)
 C4—0.02- μ F, 75-V ceramic disc capacitor (Lafayette 33E69063 or equiv.)
 C5—3.2 to 36.0 pF variable capacitor (Lafayette 40E28825 or equiv.)
 C6A, C6B—1000-1000 μ F, 15-VDC dual electrolytic capacitor, Sprague TV6-2160 (Allied 43A9120 or equiv.)
 D1—750-mA, 400-PIV silicon diode (Lafayette 19E50021 or equiv.)
 D2—Zener diode, 9.1-V, 1-watt Motorola HEP-104 (Lafayette 19E54056 or equiv.)
 L1—Coil, made from #20 insulated wire—see text
 L2—Coil, made from #12 bare copper wire—see text
 L3—Coil, made from #30 enameled copper wire—see text
 Q1—Pnp RF type transistor, GE-9 or Motorola HEP-3
 R1—470,000-ohm, $\frac{1}{2}$ -watt resistor
 R2—50,000-ohm, linear taper potentiometer (Lafayette 33E12634 or equiv.)
 R3—220-ohm, $\frac{1}{2}$ -watt resistor
 R4—470-ohm, $\frac{1}{2}$ -watt resistor
 R5—1000-ohm, $\frac{1}{2}$ -watt resistor
 R6—1.0-ohm, $\frac{1}{2}$ -watt resistor
 S1—Spst toggle switch (Lafayette 34E33026 or equiv.)
 S2—Spdt toggle switch (Lafayette 34E33059 or equiv.) (optional—see text)
 T1—Interstage audio transformer: primary 10,000 ohm; secondary 2000 ohm (Lafayette 99E61244 or equiv.)
 T2—Filament transformer: primary 117-V, 50-60 Hz; secondary 12.6 V @ 2 amps. (Lafayette 33E81191 or equiv.)
 1—Amplifier assembly, transistorized push-pull output @ 100 mW into 8-ohm speaker (Lafayette 99T90425 or equiv.)
 1—AC line cord (Lafayette 12E39011 or equiv.)
 1—5 x 7 x 2-in. aluminum chassis (Lafayette 12E81955 or equiv.)
 1—3-in. diameter, 8-ohm voice coil speaker (Lafayette 99E60329 or equiv.)
 1—Transistor socket (Lafayette 32E42211 or equiv.)
 1—2-in. diameter, 8 to 1 ratio vernier dial (Lafayette 99R60303 or equiv.)
 Misc.—Bolts, nuts, grommets, perforated metal, $5\frac{1}{2}$ x 7 x $\frac{1}{16}$ -in. aluminum sheet for panel, perfboard, aluminum right angle for mounting brackets, tie strips, flexible couplings, $\frac{1}{4}$ -in. bushings, hookup wire, solder, scraps of #12 gauge bare copper wire, #20 gauge solid insulated wire and #30 gauge enameled wire to make coils L1, L2, L3, knobs, press-on letters for marking panel, 300-ohm twin lead for antenna, etc.



L3 is then self-supporting when mounted directly to C5. Use a rubber grommet to protect the leads from L3-C5 as they pass through the chassis from bottom to top.

The audio volume control (R2) is centered on the front apron of the chassis. The prefab audio amplifier is mounted on the underside of the chassis so that leads be-

tween the amplifier and volume control are short in length. Raise the amplifier about $\frac{1}{4}$ in. above the metal of the chassis with spacers to prevent shorting out the circuit board.

The power switch (S1) is also mounted on the front apron of the chassis to balance the controls. All other components of the

SUPER STABLE RECEIVER

power supply, with the exception of the power transformer T1 and filter capacitor C6A & C6B, which are mounted on the top of the chassis, are fastened to tie strips mounted on the underside of the chassis.


The speaker is mounted on the front panel. We made a simple grille by backing with perforated metal, two rows of 5/8-in. diameter holes drilled perpendicularly in the form of a red cross. You may have other ideas for a grille so don't necessarily stick to our pattern.

Be sure all electrolytic capacitors and diodes are properly polarized before soldering them into the circuit. Check the wiring for errors before turning on the power.

Checking and Aligning.

Now that you are certain that the hookup is correct you are ready to turn *on* the power and align the receiver.

Top side view of chassis shows simple arrangement of components. Grouping at left are tuning units; T2 is at right.



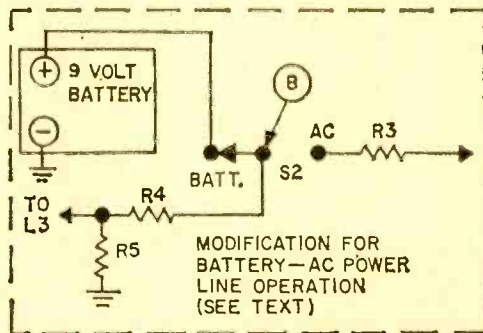
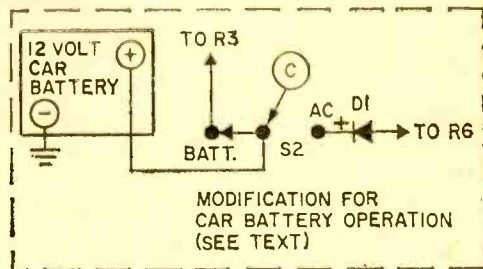
control (C5) may have to be reset at least once over the full tuning range of the receiver. As you operate the receiver you will gain knowledge as to where the best settings are to cover specific portions of the tuning range.

It's suggested that you make a notation of the dial setting for each station received, and also note the station's frequency. From this you can produce a calibration chart or curve covering the entire band. Remember, to a certain extent, the dial setting can be affected by the adjustment of the regeneration control, so it would be wise to note the setting of the regeneration control for each


When you first turn *on* the power you should hear some evidence of audio output, which may be in the form of noise. Note changes in the tone of this noise by adjusting the regeneration control (C5). There will be a soft rushing sound, *sans* low-frequency hum, at one setting of this control. When this point is reached, the receiver will be set at its most sensitive condition.

You now leave this control set at this point and tune the receiver over the band. You should be able to tune in transmitters operating in the band. Variations in transistors and other components as well as your actual construction work may affect the receiver to the extent that the regeneration

Upper schematic details modification for operating receiver from your car battery. Spdt switch S2 will facilitate transfer from built-in power supply to car battery. Lower schematic shows similar modification to adapt receiver for portable battery operation. Standard 9-volt transistor radio battery should be used.



Heart of Super Stable receiver is, except for regeneration control, shown. Note positioning coils and circuit card.



dial calibration. Another cause for variation in the original calibrations could be a change in transistor Q1.

Base-bias resistor R1 may require a change in value to suit the particular transistor being used. The value of R1 should never be less than 100,000 ohms to prevent damage to the transistor. You may arrive at a correct value by the cut-and-try method of substituting different values and checking the performance of the receiver or you can arrive at the correct value by measuring the collector current flow. Open the lead of T1 at A on the schematic and insert a 0-5 mA milliammeter. The best value for R1 will produce a current flow of between 0.5 to 3.0 mA, depending on the characteristics of the transistor used.

Antenna Recommendations. At these frequencies antenna design is somewhat critical to ensure maximum signal strength being fed to the receiver.

Obviously best results will be obtained by using a commercially-built antenna designed for this frequency band. A ¼- or ½-wave whip antenna will be satisfactory only for receiving strong signals.

You can make an antenna that will be quite satisfactory. Just follow the dimensions and construction details shown in the drawing for a folded dipole antenna.

This antenna may be supported by pinning the ends to a wall, using small wire brads.

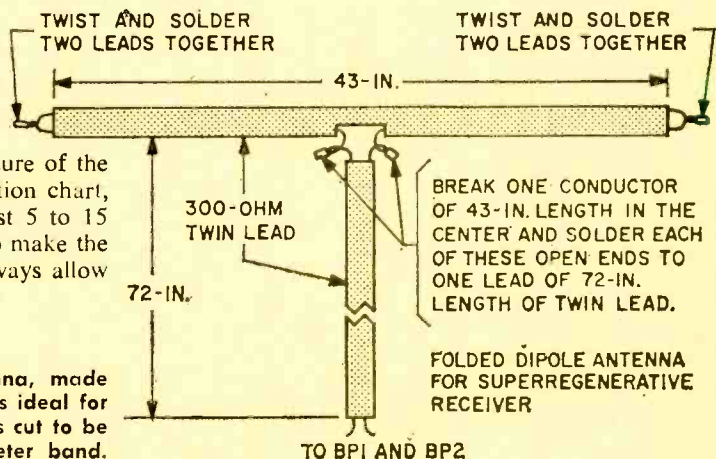
A closing hint: to be sure of the accuracy of your calibration chart, allow the receiver at least 5 to 15 minutes before starting to make the calibration chart, and always allow

This folded dipole antenna, made from 300-ohm twinlead, is ideal for use anywhere indoors. It's cut to be used in the aircraft/2-Meter band.

the receiver to warm up before using the chart once it's been made.

In the event you want to operate the receiver from a 9-V battery, all power supply components up to point B in the schematic are not required and battery + is connected at this point. If, by chance, you operate the receiver from your 12-V automotive battery, R3 will be required and auto battery + is connected at point C. The value of R3 may have to be increased to hold the voltage applied to the Zener diode (D2) to a safe level to prevent its destruction.


You may want to build the receiver for both battery and AC power line operation. By placing an spdt switch at point (B) when using a 9-V transistor radio battery or point (C) when using a car battery, the receiver can be switched to operate either on the AC line or from a battery. See schematic drawing for details.



Operation Face-Lift



Convenience is the keynote in this custom platform for your shack




Gear can be heavy, so strive for rigidity when constructing your platform. Angle brackets and wooden braces will turn the trick—use both screws and glue on wooden braces for extra strength.



□ DXers, SWLs, novice hams can give their hobby a lift by hoisting it up on an operating platform similar to the one pictured here. Construction is easy and economical, and the benefits and convenience certainly balance out the small amount of time required for construction. In fact, this simple accessory, tailored to your needs, can easily multiply the usefulness and enjoyment you receive from all your other equipment.

Need for this accessory is usually spawned by normal growth of the radio shack inventory. Just about the time the radio hobbyist acquires his third or fourth major piece of equipment, he begins scratching his head in bewilderment over where to put all the gear. By this time, the radio table is becoming overburdened and it's easy for the hobbyist to give in to inconvenient stacking of one piece of gear on top of another. The result is inconvenient at best, and sometimes just plain dangerous.

An operating platform, however, eliminates these



Far left, typical operating platform. It allows addition of considerable equipment to basic station, yet takes up no more table space and succeeds in keeping everything handy for use. Left, measure highest item you intend to place under platform top (it's a beam rotor control box in our photo), then make supports for platform top about 1/4-in. higher than selected item. This way, everything should fit beneath shelf without problems.



Left, panel for switches controlling various items of equipment can be made from medium-gauge steel or aluminum, painted for pleasing appearance, then mounted beneath operating platform on angle brackets attached to underside of platform top. Above, small pieces of equipment, such as this aircraft receiver, can be attached to bottom side of platform top with mounting straps made of sheet metal. Use wood screws to hold bracket to underside of platform top.

by Marshall Lincoln, W7DQS

disadvantages. And it brings with it a number of convenient features which can't be obtained any other way. Purpose of such a platform is to lift the main pieces of radio gear a few inches above the table top they normally sit on and allow space beneath this gear for smaller equipment—antenna rotor controls, telegraph keys, control switches and inter-connecting wiring, file boxes, note books, pencils, log books, etc.

Besides keeping these items handy to reach, the platform makes it easier to rearrange equipment without producing a major upheaval of your entire station.

Planned To Please. Such a platform must be custom designed to fit the needs of the individual user, since no two persons have the same line-up of equipment. However, the one shown here illustrates the basic idea and will serve as a working model for your own design.

Generally, 3/4-in. plywood is the best material to build the platform out of. It's strong enough, when properly braced, to hold just about any piece of radio gear you're likely

(Continued on page 108)



About 1-in. of bottom rear corner of vertical supports should be mitered off to allow space for line cords and other wiring to pass along table top between platform and wall. Supports should extend about 3 in. beyond top of platform at rear to prevent equipment from being pushed flush against wall.

Radio Astronomy By Mail


by Jorma Hyypia

Since SW radio is affected by solar X-rays, data from SW listeners round-the-world pinpoints astronomical happenings.

It was lucky that astronomer David Meisel's shoestring budget could not stand the strain of buying an earth-orbiting satellite observatory which modern astronomers consider essential to the study of solar X-rays. Otherwise he might never have discovered that solar research can be done by *mail*!

It all began when Meisel—then still a graduate student—watched the 1963 solar eclipse while stationed with a Cree Indian tribe in Canada. During the eclipse period, Meisel noticed that the signal strength of his shortwave communications receiver fluctuated oddly. Figuring out why this happened wasn't too tricky. Meisel's real ingenuity was displayed by his subsequent discovery that these signal fluctuations can be used to pinpoint the locations of solar "hot spots" that produce X-rays.

D-LAYER ABSORPTION As any radio ham knows, long distance short-wave radio reception is not as good during daylight hours as at night. The reason: during the day, X-rays emanating from the sun



create the so-called "D-layer" of the lower ionosphere of the Earth. This ionized layer absorbs radio energy, thereby weakening radio signals transmitted through the D-layer. In fact, energy absorption takes place at least twice on a long-distance transmission because the signal must pass through the D-layer on the way to the reflecting F₂ layer of the upper ionosphere, and again on the way back to Earth.

At night, when solar X-rays no longer reach the dark side of the Earth's atmosphere, the D-layer vanishes and radio transmission improves. Likewise, during the "twilight" period of an eclipse, solar X-rays are blocked from those parts of the ionosphere that lie within the eclipse zone. Thus a short-wave radio signal passing through a moon-shadowed area of the ionosphere is briefly strengthened because the energy-absorbing power of the D-layer, in that area, is temporarily reduced.

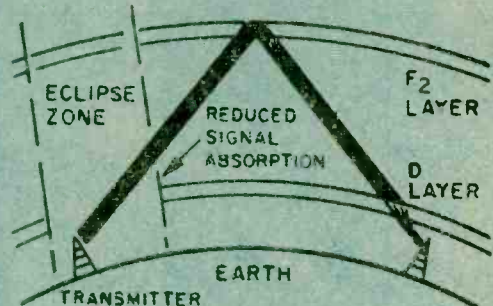
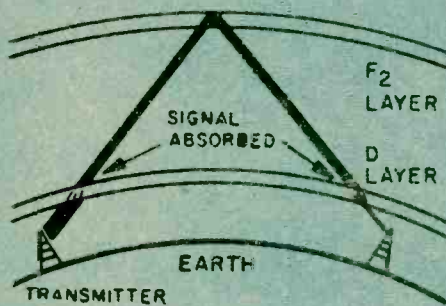
ABRUPT FLUCTUATIONS Meisel observed that the signal fluctuations in radio reception were remarkably *abrupt*. This could only mean that *localized* hot-spot sources of X-rays on the sun were being detected. The idea followed that radio signal fluctuations might be used to locate the exact positions of solar hot spots.

This could not be done using only one radio receiver because, as far as it could indicate, any given solar X-ray source in the process of being blocked off by the moon might lie *anywhere* behind the leading edge of the moon. The exact position would have to be determined by mathematical triangulation, using data obtained simultaneously by several widely separated monitoring stations.

The accompanying diagram will help make this clear. Note that the simultaneous positions of the moon represent viewing positions 1, 2 3 in the D-layer of the Earth's ionosphere, not



SW listener searches for a "hot-spot" that is producing X-rays during a recent solar eclipse. Key is an oddly fluctuating signal.

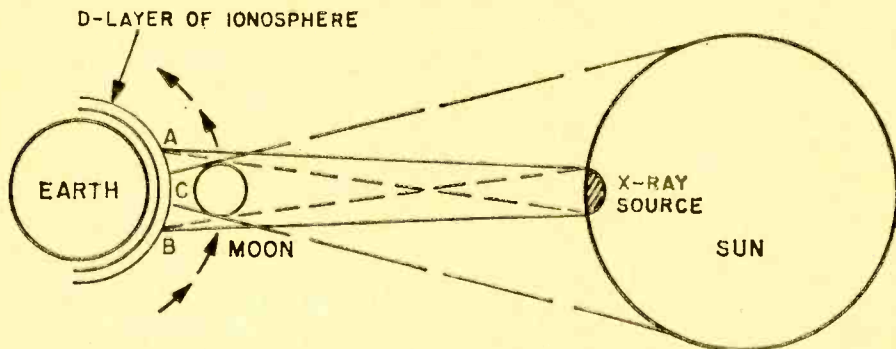


Left hand drawing details how solar X-rays create the D-layer during daytime hours. This layer absorbs radio energy. Right hand drawing shows that during a solar eclipse a reduction in ionization of D-layer reduces radio absorption and increases signal energy.

Radio Astronomy

at ground positions. However, radios on the ground, beamed through these ionospheric areas, can detect changes in radio signal transmissions as they are affected by changing X-ray concentrations.

As seen from ionospheric positions 1 and 3, the moon (in this hypothetical case) is



During an eclipse, solar X-rays that reach the earth's ionospheric D-layer are modulated by the moon. X-ray intensity decreases at A, minimum at C, and increases at B.

just about to pass over an X-ray hot spot on the sun; blocking of the X-rays will cause a strengthening of radio signals reaching ground monitoring stations after passing through these two areas in the ionosphere. On the other hand, radio waves passing through ionospheric position 2 have already been strengthened because the moon, as seen from position 2, already covers the same X-ray source. Thus signal fluctuations observed by three or more ground stations can be used to determine the exact position of the hot spot on the sun. Observations made by other monitoring stations can, of course, be used as verification.

MAIL-ORDER MONITORS. To detect and locate many solar hot spots, Meisel realized, would call for the use of hundreds of ground monitoring stations. That seemed like a practical impossibility, until Meisel conceived the idea of enlisting the aid of shortwave radio listeners spread out all the way from Eastern Europe to the Cook Islands in the Pacific.

So Meisel dipped into his "shoestring" research fund to pay for postage stamps, envelopes, and a few hundred mimeographed questionnaires. He sent about 650 survey forms to shortwave listeners in 35 countries and in the U.S. Transcript describing the experiment and requesting aid were read

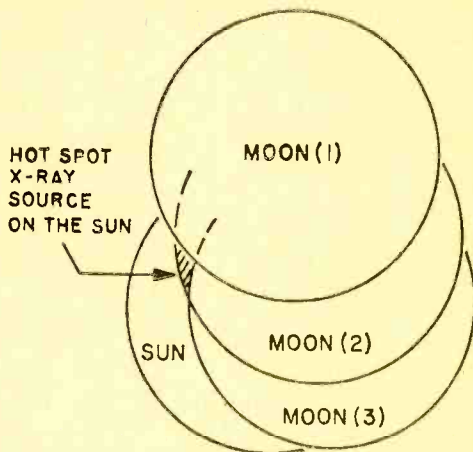
over European radio stations as far east as Budapest. The unique experiment was to take place during the September 22, 1968, solar eclipse.

Each listener was to beam his radio into the eclipse zone and listen, for at least two hours, to a broadcast station at least 2000 kilometers away. He was to record all signal strength fluctuations on a chart, then send the data to Meisel, at the University of Virginia, for analysis.

The result? Meisel received about 350


replies, mainly from listeners having no previous technical experience, but also some from such experienced observers as radio station engineers, astronomers, teachers and students. Meisel now reports that preliminary analysis of the reports indicates the presence

(Continued on page 109)



Here is how the path of the moon blocks out an X-ray source on the sun as seen from one spot on the surface of the earth. Each observer's location sees a different arrangement which causes different radio wave absorption.

UNIVERSAL REGULATED POWER SUPPLY




Reliable
current-
and
voltage-
regulated
low-
voltage
supply
powers
experiments
using
solid-
state
devices

by Herb Cohen

Many solid-state projects require a reliable source of low voltage power. Therefore, why not equip your shop with one or more DC power supplies having both current and voltage regulation to provide the necessary reliable low voltage power needed for various projects?

Best way to acquire this power source is build your own. As a starter, try the power supply detailed on the following pages. It's designed to have a 10-volt output at a maximum of 300 mA that is both voltage and current regulated.

Voltage Limiting. Reference battery, B1, maintains a voltage flow through R9, R10 and R11 to the negative side of the power supply, which is at zero potential. Therefore, the gate of the FET (Q1) is positive and Q1 is turned *off*. This being the



Here's what's inside our regulated supply. Note accessibility of components on circuit board. Because power transformer is relatively heavy, it needs extra support to prevent board from cracking.

voltage drops, Q3 begins to turn off, which turns on Q4 and Q5, increasing the output voltage. In essence, we have a feedback amplifier that tries to maintain constant output voltage irrespective of the load.

case, no current flows through R8 and the base of Q2, so Q2 is also turned off. With Q2 off, no current flows and therefore Q3 is turned off. This effectively turns off Q4.

Transistor Q4 bypasses the base current of Q5, the series pass transistor that regulates the output voltage, and turns it off. With Q4 turned off, Q5 gets all of its base current and turns on, which causes the negative side of the power supply to rise off zero voltage. As this voltage rises, the gate of Q1 becomes less positive, and at a pre-set voltage, Q1 starts to conduct. The series pass transistor Q5 is now controlled and holds the voltage at the pre-set level.

The output voltage is controlled by programming series network R12, R11, R10—which serves as a sensitivity network. When R11 is turned on S2 is closed, shorting out R12, and R11 controls the output voltage. Its range is controlled by R10. When R11 is set at minimum resistance, S2 opens and R12 will control the voltage. (See paragraph on adjustments for correct setting of R12 and R10.)

When Q2 is turned on, it compares the voltage to that of D7, the Zener diode. The difference between the two voltages determines the amount of conduction of Q3. As the output voltage increases, the base voltage of Q3 increases, turning it on even more. This reduces the base current of Q4, which, in turn, reduces the conduction of Q5, thus reducing the output voltage. If the output

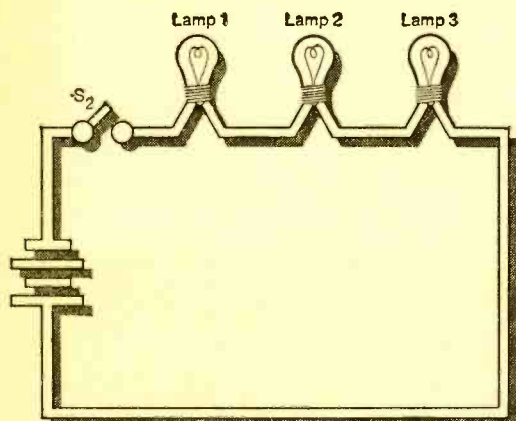
supply, current limiting will start at 250 mA and output current won't exceed 300 mA with a full short across the output.

Current limiting is effected through R5, R6, and D6. A load placed across the output draws the current through R5 and R6. Normally the base of Q3 is -0.5 V with respect to its emitter, and D6 is reverse biased. When current through R5 and R6 reaches 250 mA, D6 is forward biased and conducts current into the base of Q3, turning it on hard. Q3, in turn, turns on Q4, which controls current through Q5, the series pass transistor. Q1 and Q2 no longer control the output, being overridden by the current sensing circuit R5, R6, and D6. When the excessive load is removed, D6 is reverse biased again the voltage regulators Q1 and Q2 take over again.

Building The Supply. A 6 x 5 x 5 x 9-in. (HWD) aluminum utility cabinet with removable sides houses the power supply. The voltmeter (M1), switch S2, potentiometer R11, and output binding posts BP1 and BP2 are mounted on one of the 5 x 6-in. ends of the cabinet as shown in the photos. All other components are mounted on a piece of perf board that is fastened to one of the removable 6 x 9-in. sides. It is raised from the metal side by $\frac{1}{4}$ -in. bushings to prevent shorts in the wiring on the under side of the circuit perf board.

If possible, use two additional mounting
(Continued on page 56)

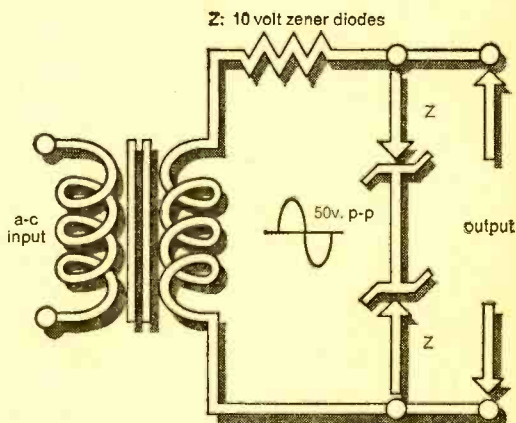
Can you solve these two basic problems in electronics?



This one is relatively simple:

When Switch S_2 is closed, which lamp bulbs light up?

Note: If you had completed only the first lesson of any of the RCA Institutes Home Study programs, you could have solved this problem.



This one's a little more difficult:

What is the output voltage (p-p)?

Note: If you had completed the first lesson in the new courses in Solid State Electronics, you could have easily solved this problem.

These new courses include the latest findings and techniques in this field. *Information you must have if you are to service today's expanding multitude of solid state instruments and devices used in Television, Digital, and Communications Equipment.*

If you had completed an entire RCA Institutes Home Study Course in Semiconductor Electronics, Digital Electronics, or Solid State Electronics, you should now be qualified for a good paying position in the field you choose. Send for complete information. Take that first essential step now by mailing the attached card.

ANSWERS: Problem 1—they all light up
Problem 2—20 Volts (p-p)

RCA Institutes Autotext learning method makes problem-solving easier... gets you started faster towards a good-paying career in electronics

Are you just a beginner with an interest in electronics? Or, are you already making a living in electronics, and want to brush-up or expand your knowledge? In either case, RCA has the training you need. And Autotext, RCA Institutes' own method of Home Training will help you learn more quickly and with less effort.

Wide Range of Courses

Select from a wide range of courses. Pick the one that suits you best and check it off on the attached card. Courses are available for beginners and advanced technicians.

Electronics Fundamentals
Black & White Television Servicing
(Transistorized TV Kit Available)
Color Television Servicing (Color TV Kit Available)
FCC License Preparation
Automatic Controls
Automation Electronics
Industrial Electronics
Nuclear Instrumentation
Electronics Drafting
Computer Programming

Plus these new up-to-the-minute courses

Semiconductor Electronics
Digital Electronics
Solid State Electronics
Communications Electronics

Prepare for good paying positions in fields like these

Television Servicing
Telecommunications
Mobile Communications
CATV
Broadcasting
Marine Communications
Nuclear Instrumentation
Industrial Electronics
Automation
Computer Programming
Solid State
Electronics Drafting



Build and keep this valuable oscilloscope.



In the new program on Solid State Electronics you will study the effects of temperature and leakage characteristics of transistors.

RCA

Variety of Kits—Yours to Keep

A variety of RCA Institutes engineered kits are included in your program of study. Each kit is yours to keep when you've completed the course. Among the kits you construct and keep is a working signal generator, a multimeter, a fully transistorized breadboard superheterodyne AM receiver, and the all-important oscilloscope. These 4 kits are at no extra cost. Compare this selection with other home study schools.

Two Convenient Payment Plans

Pay for lessons as you order them. No contract obligating you to continue the course. Or, you can take advantage of RCA's convenient monthly payment plan. No interest charges!

Classroom Training Also Available

RCA Institutes operates one of the largest technical schools of its kind. Day and evening classes. No previous training is required. Preparatory courses are available. Classes start four times a year.

Job Placement Service, Too!

Companies like Bell Telephone Labs, GE, Honeywell, IBM, RCA, Westinghouse, Xerox, and major radio and TV networks have regularly employed graduates through RCA Institutes' own placement service.

All RCA Institutes courses and programs are approved for veterans under the new G.I. Bill.

**Send Attached Postage Paid Card Today.
Check Home Study or Classroom Training.**

Accredited Member National Home Study Council.

IF REPLY CARD IS DETACHED, SEND THIS COUPON

RCA Institutes Inc.

Home Study Dept. 764-002-0
320 West 31 Street
New York, N.Y. 10001

Please send me FREE illustrated career catalog.

Name _____ Age _____
(please print)

Address _____

City _____ State _____ Zip _____

UNIVERSAL REGULATED POWER SUPPLY

screws and bushings to add support to the perf board where the relatively heavy power transformer is mounted. (We lost a perf board because this additional support had not been included in the model.)

Push pins should be used for mounting and connecting components. They make it easier to replace defective components and tend to reduce heat damage from soldering. Spray paint the outside of the cabinet in a distinctive color and use press-on letters to mark the various facilities and controls on the front panel. You may want to add a carrying handle to the top to facilitate moving the power supply.

Be sure all diodes and electrical capacitors are properly polarized and all transistors are correctly connected before soldering them into the circuit.

Adjustments. R10 and R12 are set during construction and normally are not adjusted again. Therefore we used miniature



Output and control panel of this compact, utilitarian, low-voltage, regulated power supply usable either in experiments or as primary supply for operating equipment.

potentiometers that mount directly to the circuit board. R9 is a standard-sized, panel-mounted potentiometer complete with switch that's mounted on the front panel since it is the means to adjust output voltage and should be readily accessible.

R10 is adjusted so that output is zero volts when R11 is at minimum resistance and 10 volts with R11 at maximum resistance.

When S2 is open (R11 at minimum resistance), R12 is adjusted so that output voltage is 9 volts. ■

This Call Girl Is Legit



Produced by firm in Wisconsin, Call Girl telephone stems from clever play on words. Girl she isn't, but call she can and does.

Her name is Call Girl and she stands about 3 ft. high, all gleaming. Just above her rounded breasts there lurks a dial: high on her right thigh is a coin-return slot. Her navel is discreetly concealed by a locked panel. Her left arm is missing, but her right arm has been replaced by a length of coiled flex. Instead of a hand she has a telephone headset. She doesn't even have a head—just a few slots like a pay phone. Put in a few dimes, and there'll be a satisfied ping issuing from her stomach.

In case you haven't guessed by now, *she* is the latest thing in U.S. telephone design.

An American firm is already marketing this kooky piece of telephone art in three colors: black, white, and psychedelic with chrome fittings. Call Girl can be installed over an ordinary standard issue subscriber telephone. Once set up, she's sure as shootin' to set every man Jack rushing off to make a phone call. ■

A Saint Valentine's Day gift suggestion
from the Editors of Science & Electronics

you'll love our



MOYER'S LAMP

*. . . the sound-actuated controller
that frees your fingers for other things*

by Chris Jameson

- Nothing is more *gauche* than the character, who, after an evening of dancing, gentle conversation, and sweet music, leaves his date to turn down the lights to create a romantic setting. This may be okay for the movies, but most modern chicks will turn *off* with the lights. How much better to turn your chick *on* by murmuring soft nothings in her ear as the lights snap *off* or diminish

LOVER'S LAMP

in intensity as if by magic. (*That's class!*)

The magical light control is accomplished through our Lover's Lamp, a device that operates a room lamp by the soft snap of a finger or a gentle whistle. And it's strictly a one-shot device. Once the lamps go down or *off* they stay that way. There's not a chance in the world of their popping back *on* again just as you've got your date convinced you're the greatest gift to women.

Of course, if you're not romantically inclined or if you score without need for electronic contrivances, our Lover's Lamp makes a great lighting control for such things as hot studio lights. You can set up your lighting arrangement with low wattage "cool" lamps, then turn the floods *on* anytime you want with just a whistle or finger snap. Or, you can use the device as a sound tripper for strobe lights by simply eliminating the control relay (as we'll show later).

How It Works. As shown in the schematic, our Lover's Lamp consists of a tuned amplifier, a Triac tripper, and a relay whose contacts do the actual switching of lamps.


Integrated circuit IC1 is an operational amplifier tuned to approximately 5 kHz by the notch filter network consisting of R6, R7, R8, C7, C8, and C9. A notch filter is a device that attenuates a given frequency, passing frequencies other than the one it's tuned to. In the operational amplifier shown, the attenuation characteristic of the filter is used to peak the amplifier response in the following manner.

The overall AC gain of an operational amplifier is determined by the ratio of the feedback impedance from the output (pin 5) to the inverting (—) input divided by the impedance from the inverting input to ground (R5 and C6). At about 5kHz, C6's impedance is less than 1/10 that of R5 so it can be ignored; as a result, the amplifier's gain becomes the Network Impedance/R5.

At the frequencies other than 5 kHz, the network impedance is predominantly that of R6 and R7, so the gain is approximately 100k/5k or 20. At 5 kHz the network impedance appears as approximately 500k, so the amplifier gain is roughly 500k/5k or 100



Circuit board for Lover's Lamp appears here exact size— $6\frac{3}{4} \times 3\frac{3}{4}$ in. Small V within 10-pin circular configuration at busier end of board indicates pin 1 of integrated circuit IC1. See text for information re sizes of bits to use for holes.



All circuitry, including AC power supply, is assembled on printed circuit board. Photo shows location of most major components.

(40 dB). (Actually, the gain will run even higher depending on the matching of the network components.) As we've shown, the operational amplifier's output is the inverse (opposite) of the filter when the filter is in the inverting input feedback loop; hence, the notch filter actually peaks the Opamp's response.

The Opamp's output signal is used to trigger Triac Q1. Note that even though K1's power source is DC, we still use a Triac. This is because the Triac will respond to the Opamp's AC output signal, whereas an SCR would require an additional handful of components.

Diode D1 suppresses the inductive kick-back voltage across K1's coil, while R9 simply provides additional holding current for the Triac. (R9 can be eliminated if a heavier-duty relay—i.e., one drawing more current—is substituted for the specified K1). The B+ power source is 24 VDC, and you must take care not to exceed this value to avoid damage to IC1. You can use a few volts less but not more.

Once our Lover's Lamp is tripped—by a finger snap, a whistle, or a click—it can be reset by turning off power switch S1 for approximately 5 seconds. This is the time needed for C11 to discharge.

Construction. All the electronics including the power supply is assembled on a 6 $\frac{3}{4}$ in. x 3 $\frac{3}{4}$ in. printed circuit board. The PC template shown provides all the connections for the unit shown in the photographs and schematic, right down to the K1 connections. If you study the board carefully you'll note that there is considerable board area around the K1-D1-R9 location which allows you to substitute a heavier relay if desired . . . simply add your own PC layout. However, don't under any circumstances change the PC layout for the IC amplifier or its related components.


The component holes are drilled with a #57 bit, those for IC1's socket with a #54 bit. The holes for T1 and K1 and any other components depend on the particular item; #6 screw body holes should do for T1 and #4 screw body holes for K1. Connections between the cabinet components and the PC board are made via push-in terminals which will fit a hole made with a #54 bit.

The tab on IC1's case and socket corresponds to pin #1; make certain the socket tab is oriented opposite the #1 pin, which is indicated on the PC template by the "<" symbol. The symbol's tip points to the #1 pin.

B1 is a packaged diode bridge rectifier. The leads from T1 connect to the two terminals indicated by the "~" symbol; the DC output is indicated by "+" and "-". When using the B1 specified in the Parts List, proper output polarity is ensured if the bridge is mounted with the side having the symbols against the PC board. The end of B1's leads are about twice as thick as the rest of the lead and this excess width must be cut away in order for the leads to fit the #57 holes. We suggest you trim the excess rather than enlarge the hole, since the flat leads might be somewhat difficult to solder into a round, oversize hole.

Triac Q1's triangular-arranged leads match the triangle holes in the PC board. Allow about 1/4-in. between the base of Q1 and the PC board.

The PC layout will accommodate the component types specified in the Parts List if the resistors are end-mounted. However, if you don't use the miniature components specified, it is possible the component leads



Perf-board type push-in terminals provide tie-points for amplifier input, AC power input, and connections to relay K1's terminals.

LOVER'S LAMP

will require some bending to fit the PC holes. Again, we strongly advise against modifying the layout of the IC1 circuit foils, since instability may result if the foil area and positions are changed.

Circuit Modifications. You may safely substitute any 24 VDC relay for K1 as long as it doesn't require more than 35 mA. for operation.

To use the unit as a sound-activated strobe light tripper, eliminate relay K1 and connect

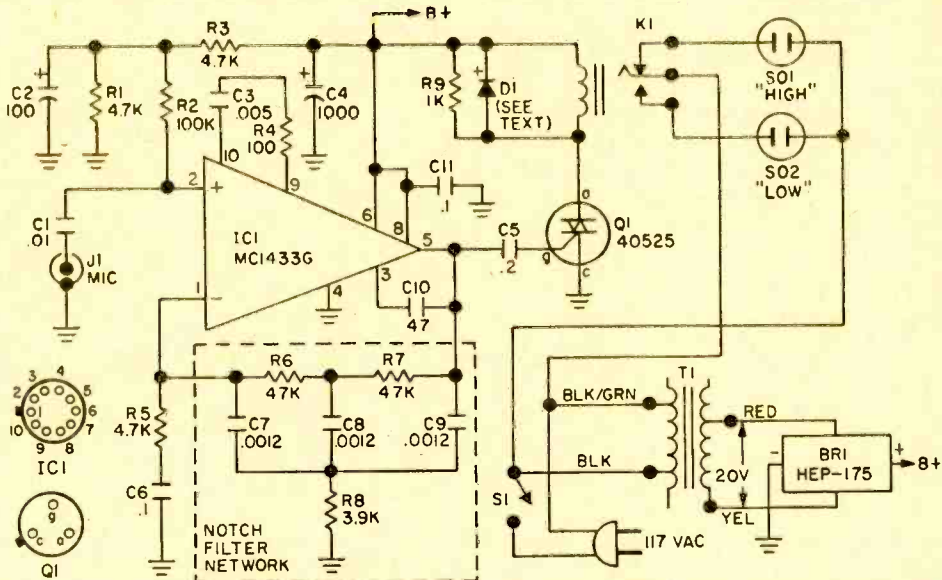
a sync cord (for the strobe) across Q1. Polarity of connections to the strobe sync isn't important, since the Triac—unlike an SCR—will trigger the strobe regardless of polarity. When used for strobe sync, the Lover's Lamp automatically resets itself after each flash. Also, since the Opamp itself uses only about 2 mA, T1 and BR1 can be eliminated; any battery arrangement that provides 18-24 VDC can be used in their place as the power supply.

Final Assembly. The Lover's Lamp can be mounted in any convenient cabinet; the unit shown is mounted in the U-section of a 5- x 3- x 7-in. Minibox. Sockets SO1 and

PARTS LIST FOR LOVER'S LAMP

- BR1—Bridge rectifier (Motorola HEP-175 or equiv.)
- Capacitors—All 75 VDC unless otherwise indicated
- C1—.01- μ F subminiature (Lafayette 33 E 69055)
- C2—100- μ F, 15-V electrolytic
- C3—.005- μ F subminiature (Lafayette 33 E 69048)
- C4—1000- μ F, 25-V electrolytic
- C5—.2- μ F subminiature (Lafayette 33 E 69097)
- C6, C11—.1- μ F subminiature (Lafayette 33 E 69089)
- C7, C8, C9—.0012- μ F, 200-VDC (Sprague "Pacer"—Allied 43 A 0336)
- C10—47 pF, 1000-V ceramic disc
- D1—Silicon diode (100 PIV or higher)
- IC1—Motorola MC1433G integrated circuit (Allied 50F26 MC1433G MOT, \$9.75)


- J1—RCA phono jack
- K1—Spdt relay (Potter & Brumfield R55D-2500 ohms or equiv.—see text)
- Q1—40525 Triac (RCA—Allied 49F1 40525 RCA, \$1.57)
- Resistors—All $\frac{1}{2}$ -watt, 10% unless otherwise indicated
- R1, R3, R5—4700 ohms
- R2—100,000 ohms
- R4—100 ohms
- R6, R7—47,000 ohms, 5%
- R8—3900 ohms
- R9—1000 ohms
- S1—Spst switch
- SO1, SO2—AC chassis receptacle
- T1—Power transformer: primary, 117-VAC; secondaries, 10-20 CT and 40 CT @ .035 A (Allied 54 A 4731 or equiv.)
- Misc.—Microphone, cabinet, wire, terminals, etc.



SO2 are chassis-type AC receptacles; one provides for the high-intensity lamp, one for the low. In the model shown a microphone connects to J1 so that the mike can be positioned some distance from the control unit. However, the mike can be placed directly in the cabinet by eliminating J1 and cementing a mike element to the front panel.

Checkout. Connect a crystal or ceramic mike to J1 and turn S1 *on*. Snapping your finger within, say, 10 ft. of the mike should cause K1's armature (wiper contact) to pull down. The unit should be resistant to normal speech or music at distances greater than two feet from the mike. Depending on the characteristic of the components used in the filter network (how closely they're matched), the unit should respond to snaps or whistles from 15 to 30 ft.

If the unit doesn't function, first check for proper B+ voltage, then check that the voltage to ground at the R1-R3 junction and at IC1 pin 5 is approximately one-half the B+ voltage. If the voltages check out make




Completed PC assembly fits easily in base of 3 x 5 x 7-in. aluminum cabinet. Use at least #18 wire to connect up SO1 and SO2.

certain the filter network is properly installed by connecting a signal generator set to approximately 100 mV output to J1 and a scope or VTVM across the Opamp output.

Sweep the frequency band from approximately 500 Hz to 10 kHz; the output should peak sharply—about 40 dB—in the vicinity of 5 kHz. If the output doesn't peak, something is wrong with the filter network. If the output is correct, check Q1's connections, and make certain that D1 isn't installed with reversed polarity (K1 won't operate if D1 is reversed).

Using Lover's Lamp. Connect a 100-



To prevent foil from shorting to chassis, place 1/4-in. spacers between PC board and aluminum chassis box at each mounting screw.

watt lamp to the *high* socket (SO1) and a low-wattage lamp, say 15 watts, to SO2. Activating the device with sound will cause the 100-watt lamp to extinguish and the low-wattage lamp to go *on* and stay *on*.

The maximum lamp wattage is determined by the relay contacts. For the relay specified, 100 watts is maximum. Larger relays with heavy contacts can naturally handle much larger lamp loads.

If the device is used to control photoflood lamps, the specified K1 should be used to control a second relay with contacts rated at least 15 A. Reason: photoflood lamps of the #2 type pull approximately 4 A each.

There are plenty of other uses for Lover's Lamp, of course, in addition to the roles already outlined. Since the unit is basically a sound-actuated relay, you might try using it as a burglar alarm. Set up in an office, say, the device could be turned *on* after all the busy beavers have gone home to din-din; any noise created by intruders could be used to set off an alarm remote from the area under surveillance. Then, too, the unit could also be used to trigger a new telephone gadget that automatically calls the nearest police station and continually repeats a recorded message stating the address of the location and the fact that an unauthorized entry has occurred. ■



What did that bus say?

Just as some of the airlines provide taped music and conversational programs to make flights more pleasant, some educators are now experimenting with "cultural enrichment" on a school bus.

At this time the idea is unique with the Board of Education of Gunnison, Colorado, and the children who enjoy a "talking" school bus. But soon the idea will spread because of so much success in Gunnison.

Many Gunnison kids live on ranches spread far and wide from the center of town. Some spend as much as one-and-a-half hours on a one way trip to and from school as some of the children live as far as 30 miles

from the school or more. Thus the idea of occupying that length of time from home to school with something instructive was the idea of Aton Christoff, one of the directors at the school in Gunnison. He and his colleagues at the Central School designed the project to help students pass time faster, and more valuably.

Their first dream was closed circuit TV in a school bus, but the \$250,000 tab was a bit too steep. Mr. Christoff arranged a grant for \$43,685 to buy a transit-type bus with audio tape equipment installed. There were funds left over also, and this was used to buy more tapes.



Jack Shepard (below, left) and Roland Ruffe are men responsible for recording material for bus programs. Right, each headset in bus is equipped with individual volume control.



Kids out Gunnison, Colo. way still spend many an hour traveling twixt home and school. Thing is, a talking school bus has turned their daily trips into educational experiences that most everyone enjoys.

How It Works. The students can don earphones that hang at each child's seat and tune in any of five taped programs especially chosen for them. The bus driver operates the master switch, and in this case it is Steve Price who is studying for his Master's degree in Education.

Each morning before the bus leaves the garage new pre-selected tapes are inserted in each channel, and for the afternoon return trip the tapes were changed again.

What the Kids Say. "I like the tapes a lot," said one of the Gunnison kids as he rode along, "because the other guys don't shoot paper wads at me." Another girl com-

mented, "and the music kind of soothes me on the way home. I just kind of dream, and think about school tomorrow, and how nice it will be."

So it seems that the children benefit from the program. It also stimulates conversation on a subject that is later discussed in class. And as a result more library books have been issued it seems, because of an interest in a variety of subjects by the children, who were stimulated to read more on the subjects programed in the bus.

Mr. James R. Raine, who is also a project director, said he is trying to get funds for
(Continued on page 109)

Each youngster selects his own program (far left), so there's no attempt to force children to listen to anything they don't want to. However, many of things heard on tapes are dealt with later in classroom. Driver (left) knows what's going on, since he's furnished with complete program of week's fare on tape. Cartridges (right) are changed daily for afternoon trip back home.




find the FURNACE

(if you can)




England may have some disabling weather, but it also has some able minds trying to cope with it. Their latest brainchild: a central heating system you *paint* on the wall.

Secret behind the system is the paint itself, which has a conductive form of carbon ground into it. In the words of one of the system's developers, "We were looking for a new paint binding agent and then we found this blend would conduct electricity. (Now) . . . it looks as if it's going to revolutionize the heating industry."




Technician applies decorative paint over wall that has been fitted with paint-it-on central heating system.



Test setup at Paint Research Station in Teddington, England. Current fed through conductive paint is converted to heat, radiated into room.


SOLA ELECTRIC COLORVOLT
Automatic Line-Voltage Regulator
For Color TV Receivers



□ For really top-notch color-TV reception, the circuits in a color set should be voltage-regulated. Reason is that just a small line surge or voltage change—which generally goes unnoticed on a B&W set—is sufficient to cause color changes and perhaps even affect picture brilliance. Regulators aren't built into TVs for a very simple reason: they

would cause a sharp rise in the price of the television receiver.

The next best thing, if you're plagued with a "soft" power line, is a Sola ColorVolt.



Photos above show color-TV set under four different sets of operating conditions. In photo 1, set displays normal picture with 117-V power line. In photo 2, line voltage has been deliberately cut to 95V; picture has shrunk, gone out of focus, and shifted color. In photo 3, line voltage is again 95V, but ColorVolt is now in circuit, so set receives normal 117V. Acid test of ColorVolt's prowess was conducted when large air conditioner on same side of power line was switched on; ColorVolt almost totally absorbed heavy line surge, maintaining reasonably normal picture with but slight shrinkage at extreme bottom of screen (photo 4).

LAB CHECK

Basically, it's a device that regulates the voltage fed into the TV. You might also call it a miniature version of the regulators TV broadcast stations use to regulate their power supplies to color-transmission equipment. Connected between the power line and the TV, it holds output voltage reasonably steady even though input voltage swings between 95 and 130 volts.

Easy On and Off. The ColorVolt is automatically switched *on* by the TV and is therefore left permanently connected. The TV plugs into a socket on the ColorVolt and the ColorVolt in turn is plugged into the power line. Since the ColorVolt is effectively in series with one leg of the power line, a relay connected in this leg turns the ColorVolt *on* and *off*. When the TV is turned *on*, the current through the relay connects the regulator; conversely, when the TV is turned *off*, the relay automatically drops the regulator off the line.


The photographs illustrate the effect of the ColorVolt. (Room light reflections are on

the 95-V power line, but this time it's regulated by the ColorVolt, which is delivering 117 V. Note that the picture fills the screen and is back in focus.

Photo 4 was taken the instant a 19,000 BTU air conditioner on the same side of the power line was started. Normally, the picture gets a severe color shift and shrink due to the surge current. Note that the ColorVolt held the picture despite the resulting dip in the line voltage, with only a slight (though noticeable) shrink apparent at the bottom of the CRT.

Volts and Loads. The ColorVolt's output is by no means rock steady. Over a 90 to 130 volt input range the regulator held the output voltage between 115 and 120 volts. Even so, this is sufficient for good color presentation.

The ColorVolt's automatic relay is supposed to work with a power line load in excess of 150 watts; if not, you can remove the relay. Unfortunately, the relay in our model gave intermittent operation up to a 200-watt load. And as for removing the relay, no instructions are given with the ColorVolt (other than "see a serviceman"—who will also have trouble), though it is easy for



Though no instructions are furnished, relay within ColorVolt can be removed if unit is to be operated with loads under approximately 150 W. Effect is to cause regulator to operate on continuous-duty cycle. Alternatively, simple spst switch can be installed.

the screen because we wanted to show the test setup consisting of a voltmeter, variable AC supply, and the ColorVolt.) Photo 1 shows the normal picture with 117-V normal line voltage. Photo 2 is the result of a 95-V power line. Note that the picture has shrunk and is out of focus. You might also notice that the brightness has decreased. Because the photo is in black-and-white you cannot see the purple flesh tone caused by the 95-V power line. Photo 3 is again with

any intelligent soul to figure out.

The ColorVolt is rated at 3.1 A. Heavier loads won't cause damage, but they will interfere with the regulating action.

Summing Up. The Sola ColorVolt, priced at \$39.95, does exactly what it claims to do. And its use is generally a lot cheaper than rewiring for a "hard" power line.

For additional information write to Sola Electric, Dept. D, 1717 Busse Rd., Elk Grove Village, Ill. 60007. ■



Fitted with laser simulator on top of gun barrel, British-made Chieftain tank rumbles into battle on training exercise. Tank's engine, radio, and gun go dead when hit with electronic shells; smoke automatically pours from tank when hit would have left it totally disabled.

INFRARED MOCKFARE

A large Chieftain tank moves in on its target: another tank. It fires several times. The target tank comes to a halt and dense smoke pours ever upwards. The tank has "destroyed" its target. Thing is, the target tank and the crew inside it are unharmed. Reason is that the Chieftain was using a new British gunnery simulator which fires electronic shells instead of real ones.


Because of the danger and the high cost of live shells (roughly \$180.00 each), mock tank battles with real ammunition were no privates' picnic. Therefore, the simulator was developed by a British firm to give tank crews practical experience in full-scale armored warfare under realistic conditions. The simulator consists of a 12-in., low-

powered infrared projector fitted on the tank's gun barrel. The device emits infrared rays which are registered by special detectors on the target tanks.

With the simulator, tank crews are able to engage and destroy each other in war exercises without firing live shells. When a tank has received a direct hit from an infrared gun, its engine, radio, and its own gun become unserviceable. A smoke generator sends up smoke to indicate when a tank is completely disabled and no longer in battle. Also part of the mock warfare setup is a control box which registers the number of shots fired. When the allotted ammunition is used up, the tank's infrared gun goes deader than a dozen dormouses. ■



Infrared projector is mounted on top of tank's gun barrel in matter of minutes. It, not gun, will be source of deadly barrage.



Two detectors mounted on sister tanks register whether target has been hit or missed. Each hit is immediately relayed to attacker.



HAM TRAFFIC DE W7DQS

by MARSHALL LINCOLN

The Thinking Ham's Frequencies

What's your favorite band? Do you spend most of your time on 40? Or maybe on 15? Or possibly on 2 meters?

If you're a thinking ham, your answer would be "It all depends on what I want to do."

For, with most hams today set up for operating on more than one band, the actual choice of which one to use should depend on what they want to accomplish. There's no single band that serves for all purposes all of the time.

Anyone who tries to use a band for something that just won't work well is hurting both himself and his fellow hams. He's hurting himself by deliberately being inefficient. And he's hurting his fellow hams by walking over their toes with brute force.

Let's look at some examples to see how this works.

The whole thing is primarily a matter of different frequencies being usable for communication over different distances. An added complication is the fact that these effective distances change—at different times of the year, and from year to year.

Blame It On Sunshine. Basically, the changes are brought about by the Sun. As Ol' Sol beams down those bright rays of light and heat, he creates changes in the ionosphere—that invisible blanket of radio-reflecting particles about a hundred miles or so over our heads.

During summer in the northern hemisphere, the sun shines for longer than in the winter, so its effects on the ionosphere are stronger. In the winter, when the sun moves south it has less effect on the ionosphere over our part of the world, and so has a different effect on radio communications.

Another factor is the sunspot cycle. Sun-

spots are violent storms on the surface of the sun. They increase the radiation which bombards our ionosphere, so they also have a strong effect on which radio signals are reflected part way around the earth. These sunspots generally fluctuate in an 11-year cycle. That is, the times of maximum sunspot activity occur about 11 years apart. Between these sunspot peaks, the spots taper off slowly, then build up slowly for the next peak 11 years later.

So, what does all this do to our ham bands? Basically, it works like this: the higher of our HF bands, say 10, 15 and 20 meters, work best for long distances during daytime, in the summer, and during sunspot maximum periods. At the same time, the 40 and 80 meter bands are best for local or medium distance communication.

However, in the winter time, and at times of sunspot minimums, the 40 and 80 meter bands begin to take on long distance characteristics, especially at night, while the 10, 15 and 20 meter bands become very weak, and sometimes go completely dead, except for contacts of a few miles!

These changes don't occur suddenly, but rather they take place slowly, over a period of several months. So, anyone who understands what's happening can switch bands as necessary to carry on with his favorite operating activity.

The DXer, for example, will be really happy on 10, 15 and 20 during a period of high sunspot activity. When the sunspots decline, however, as they are beginning to do now, he will have to switch to 40 or maybe even 80 to maintain his worldwide contacts.

The traffic man, who usually finds 80 (or 75) exactly to his liking for a state-wide net, may have to move his net to earlier in

the evening or even into the afternoon, or else switch to 160, because he will find his favorite band being cluttered during the mid and late evening by stations on the other side of the world!

All this is necessary, if we're to make intelligent use of our frequencies. We can't battle the foreign interference on a net, so we must switch bands or operating times to avoid it. And we can't bulldoze a DX contest signal around the world if the band is dead to distant operating. You just can't fight it; you must switch!

There's an element of courtesy involved too, by understanding why some stations you never heard before are beginning to cause you interference. These fellows aren't doing it deliberately, usually. They're just victims of circumstances, just as you are. The ionosphere is beginning to play tricks with their signals to create different "paths" than existed last month or last year.

By understanding how come this is happening, and putting this understanding to work for you, you will become a more effective radio operator—and a happier one as a result.

For Speedier Messages. Anyone who has ever received a traffic message on the air and then had to deliver it by telephone knows it's much easier if the telephone number of the addressee is included in the address portion of the message. Many times, though, the station which originates the mes-

sage doesn't know this number, so he naturally doesn't include it in the message when he sends it out in the first place.

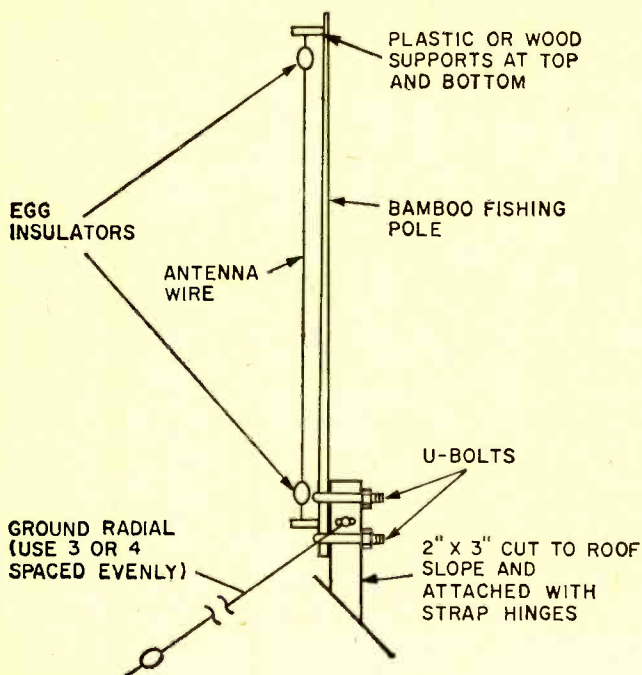
Thanks to the Direct Distance Dialing system that Ma Bell is now providing in most areas, there's a quick and simple way to get this number—and it doesn't cost a cent!

All you have to do is dial the information operator in the city to which you are sending the radio message. Give her the name of the person to whom the message will be sent, and ask for that party's phone number. (Don't confuse the girl by explaining why you want the number, though; that could upset her whole day by trying to understand what you're talking about.)

Include the number she gave you in the address portion of your radio message when you take it to the traffic net. That way, the number will be there for the receiving ham in that city, making it possible for him to quickly call the party on the phone and deliver the message.

These information calls are not charged against your phone bill, since Ma Bell wants to encourage everyone to use Direct Distance Dialing instead of going through the long distance operators. (Personally, I think some of Ma's long distance operators need the practice, but that's another story).

You can find the procedure for making an information call in the front of your phone book, if it's possible to make such calls from your area. *(Continued overleaf)*



Simple, low-cost way to put up single-band ham antenna in sketch submitted to Ham Traffic by Jim Ingham, WN5VFW, of Fort Worth, Tex., who received it from Bob Gooding, W30II, of Beltsville, Md. It uses a bamboo fishing pole as a support for a piece of wire which forms radiator of ground-plane vertical; ground radials are similar sections of wire stretched downward from mounting point to fixed anchors. Cut vertical element and ground radials to quarter wavelength on your favorite frequency on 10, 15, or 20 meters. Feed with 52-ohm coax: connect shield from coax to radials, center conductor to bottom of vertical element.

HAM TRAFFIC

Tin Badges of Conceit. That's what some so-called public official once called the special license plates issued by many states to special groups, including ham radio operators.

Practically every state has them now, but it's well to continually review why they exist.

Although some special interest groups really do use special plates as status symbols in some states, the original intent of ham radio call letter license plates was to make it possible to quickly identify a *trained radio operator* in cases of emergency.

All too often, many hams have used them just to show off their hobby, with no real serious effort to maintain their ability to use ham radio if called upon in an emergency.

Consequently, every so often some long-winded politician gets on a soap box and screams that these special plates should be abolished, or that the price for them should be raised sky high.

I maintain that these plates serve a useful function and should be retained, at the lowest possible price, but along with that, I believe *we should continue to show that we deserve to have them*. If we become complacent in our obligations, then we deserve to have them taken away.

It's interesting to note, as reported in the Lockheed Employees Radio Club Bulletin (Burbank, Calif.), that Alaska has reduced the cost of ham call letter places to \$1 a year in recognition of the fine job hams did during the 1964 earthquake and the 1967 Fairbanks flood! Now that's what I call putting your money where your mouth is! My hat's off to the good folks of Alaska—and to the deserving hams involved.

Don't Knock It 'Till You've Tried It. The guys who sneer at CW and say it's old-fashioned and useless in this space age could take a lesson from crewmen of the USS *Pueblo* who were prisoners of the North Koreans.

After their release, it was revealed that some of those fellows communicated between their prison cells by using Morse Code. A tap was a "dit" and a scrape was a "dah." Primitive, to be sure, but it was all they had, so they used it.

Before their capture, they had at their

finger tips some of the most modern gear in existence. When this was taken from them, though, they weren't rendered completely helpless. They put to use a part of their training as radio operators—the still useful and practical ability to communicate with dots and dashes.

Anyone who scoffs and says we hams don't need Morse Code because we don't expect to be thrown into a communist prison should stop and think—these guys didn't expect it either! You never know when the unexpected will happen and a little Morse ability will come in handy. And ours is the only "hobby" that requires it!

Watch That Meter. Most every modern transceiver is equipped with a front panel relative power meter. It functions differently from the older plate current meter that used to be so common on ham rigs, and often a misunderstanding exists on just how to make use of it.

WSVCE wrote a brief description of *do's* and *don't's* regarding this meter, which has been reprinted in the Amateur Radio News Service Bulletin and in the Penn Wireless Association X-Mitter.

Here's what he has to say:

"Can this meter be used to adjust the transmitter controls for maximum output? Yes!

"Is a higher reading on this meter an indication of a properly tuned antenna? Absolutely not!

"Odd as it may sound, the relative output meter will read less and less as the antenna is tuned or pruned to optimum," he says. How come?

"These meters are usually simply uncalibrated RF voltmeters which read the RF voltage at the transmitter antenna connector," he explains. "The antenna always presents its lowest impedance, that is, non-reactive. Consequently, the relative power meter or RF voltmeter will be measuring the RF voltage across the minimum impedance when the antenna is correctly tuned.

"So, as you move up and down the band either side of the frequency for which the antenna is resonant, you will find the relative output minimum at the point where you are actually radiating best. Don't be fooled by high readings on the relative power meter. It may be used for tuning the transmitter for maximum output and as a relative indication of whether the transmitter and antenna are still like they were yesterday on a given frequency." ■


TANDBERG MODEL 1641X

Cross-Field Bias

4-Track Stereo Tape Deck

□ Tandberg recorders have always enjoyed a justified reputation for quality . . . which happened to go hand in hand with cost and weight. A Tandberg recorder could easily cost as much as all the other components of a hi-fi system; tied to a string, it made an excellent boat anchor. But now, using the latest in solid-state techniques and cross-field bias, the new model 1641X delivers the expected Tandberg performance at considerably reduced weight, and a competitive cost of \$249.50.

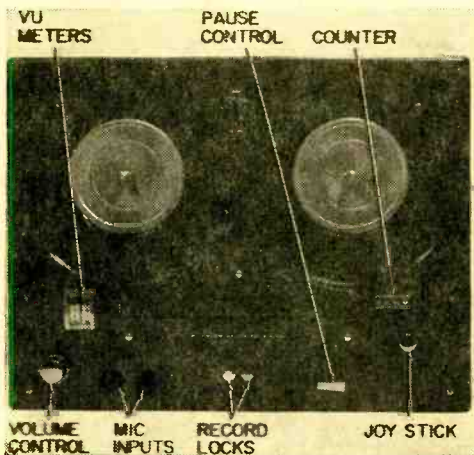
The 1641X is a 4-track stereo recorder with inputs for low-impedance microphone, magnetic pickup, and line (tuner, etc.). Three speeds (7½, 3¾, and 1⅞ ips) are provided, with automatic equalization by the speed selector. Independent volume controls and VU meters are featured, along with independent record locks for each channel. Mechanical operation is controlled by a single, four-position joystick that provides for play, fast forward, fast reverse, and unlocked reels (for easy threading). A reset counter




and locking pause control are also part of the picture.

While the list of features reads about the same as for any other similarly priced tape deck, performance is something else, starting off with the cross-field bias.

Why Bias? A tape's magnetizing curve is non-linear; in simple terms, this means that you would normally get a distorted playback of whatever you tried to record. To overcome the distortion, an ultrasonic bias signal is ordinarily mixed with the input signal in the record head; the bias signal "stretches" the linear portion of the tape magnetization, allowing a much higher input signal. Simultaneously, output level and signal-to-noise ratio increase sharply, while distortion goes way, way down. Unfortunately, the bias level needed for good low-speed operation often requires extreme frequency



Top of Tandberg deck is conventional in appearance. Hub at right is for takeup reel.



Tape path is straightforward, but bias heads are mounted across from play/record heads.

LAB CHECK

equalization. Result is that it's difficult to interchange recorded tapes between recorders of different manufacture, and distortion of high frequencies is often excessive.

Cross-field bias is a fairly new way of applying the bias signal. It generally results in better equalization and lower distortion, particularly at the slower tape speeds. Instead of being applied as a mix in the record head, the bias signal is fed to a separate head which presses on the *back* of the tape, directly opposite the record head. The magnetizing field from the bias head crosses through the tape to the oxide coating, "stretching" the tape's magnetization to obtain lowest recording distortion when the input field is applied from the record head.

Cross-Field Performance. Though the 1641X is specified for use with low-noise tape, such tape is both relatively expensive and not generally available. Therefore, our tests were conducted with "standard" tape as would be used by the average tape fan—the equivalent of Scotch type 111 or Audiotape 1251. (Tests with low-noise tape showed the 1641X to be essentially right on the claimed specifications.)

At $3\frac{3}{4}$ ips the 1641X will play back a standard NAB equalized test tape within $-0, +3.5$ dB 100 to 7500 Hz . . . the test tape limits. At $7\frac{1}{2}$ ips the NAB playback checked out within the test tape limits of 50 to 15,000 Hz as $-0.5, +5$ dB (very good for a "home" machine).

The overall recorder response from microphone input to its line-level output was within 3 dB from 40 to 20,000 Hz at $7\frac{1}{2}$ ips and within 4 dB from 40 to 12,000 Hz at $3\frac{3}{4}$ ips. Response at $1\frac{1}{8}$ ips was -4 dB, $+2$ dB from 40 to 8000 Hz.

Combined wow and flutter at all speeds was well within professional standards, measuring 0.05% at $7\frac{1}{2}$ ips, 0.08% at $3\frac{3}{4}$ ips, and 0.15% at $1\frac{1}{8}$ ips. With standard tape the noise measured -53 dB (very good) below maximum recording level and -59 dB with low noise tape (almost dead quiet).

No Magic Eyes. Unlike earlier Tandberg recorders, the 1641X has no "magic eye" record level indicators. In their place, the 1641X has VU meters. But unlike conventional recorder VUs which are frequency-equalized to show a flat input level even after the record equalization, the 1641X's meters


are unequalized. This means that they will tend to show the exact input level to the record head.

By way of explanation, let's assume you have a typical recorder with an equalized VU meter and that you're trying to record a high-pitched sound—chimes, say. If you set the record gain so the meter indicates zero level (maximum recording level), the actual signal delivered to the head can be up to 10 dB or even more. This is because of the record equalization (which is de-emphasized in playback to improve signal-to-noise ratio). The result would be tape overload and severe distortion.

Thing is, with the 1641X's meters, which are not equalized, you would be aware of the excessive recording level, and you would reduce the record gain so as not to drive the tape into distortion.

Summing Up. Typical of the more expensive Tandberg models, the 1641X is a beautiful piece of machinery. And, though reasonably priced, it delivers a performance level generally expected of professional type studio recorders.

For additional information, write Tandberg of America, Inc., 8 Third Ave., Pelham, N.Y. 10803. ■



Thanks to use of printed circuits, underside of Tandberg is clean and uncluttered.

the MATHEMATICS of MUSIC

by Jorma Huvvria

28	784	21952	5.2915	27000	148.16	1.9473	.03571429	87.9645	615.7522
29	841	24389	5.3852	27000	156.17	1.9610	.03448276	91.1061	660.5198
30	900	27000	5.4771	27000	164.32	1.9744	.03333333	94.2477	706.8683
31	961	29791	5.5671	27000	172.60	1.9877	.03225806	97.3893	754.7676
32	1024	32768	5.6552	27000	181.02	2.0000	.03125000	100.5309	804.2477
33	1089	35937	5.7414	27000	189.57	2.0123	.03030303	103.6725	855.2986
34	1156	39304	5.8259	27000	198.25	2.0244	.029376	106.8141	907.9203
35	1225	42871	5.9087	27000	207.06	2.0362	.028469	109.9557	962.1127
36	1296	46640	5.9899	27000	216.00	2.0477	.027576	113.0972	1017.8760
37	1369	50611	6.0692	27000	225.06	2.0589	.026700	116.2388	1075.2101
38	1444	54784	6.1467	27000	234.25	2.0699	.025840	119.3804	1134.1149
39	1521	59159	6.2224	27000	243.56	2.0807	.025000	122.5220	1194.5906
40	1600	63736	6.2964	27000	252.98	2.0913	.024178	125.6636	1256.6371
41	1681	68515	6.3687	27000	262.53	2.1016	.023376	128.8052	1320.2543
42	1764	73496	6.4394	27000	272.19	2.1118	.022592	131.9468	1385.4424
43	1849	78679	6.5084	27000	281.97	2.1218	.021824	135.0884	1452.2012
44	1936	84064	6.5758	27000	291.86	2.1315	.021072	138.2300	1520.5308
45	2025	89651	6.6416	27000	301.87	2.1411	.020336	141.3716	1590.4313
46	2116	95440	6.7059	27000	311.99	2.1506	.019613	144.5131	1661.9025

□ "Wagner's music is better than it sounds," observed Mark Twain. Had the sly humorist been a musical mathematician—or a mathematical musician—he might have made this more general observation: "Most music sounds better than it really is."

The fact is that almost all of the music we hear today, whether Wagnerian opera or high-decibel Rock 'n Roll, is less than perfect. This has nothing to do with room acoustics, poor hi-fi equipment, or mediocre musicianship. For even under the best of conditions, most music is of necessity somewhat less than ideal.

It may come as a minor shock to many a music lover to learn that his favorite concert pianist, who appears to be making sublime music with his Steinway, is actually playing his thirds and sixths somewhat sharp, and his fifths slightly flat! He can't avoid it. That's the way his piano is tuned. Then why not call in the piano tuner and have things set right? Because this would force the pianist to use an instrument having over 500 keys instead of the usual 88!

To appreciate the scientific basis and the unavoidable *arbitrariness* of music, let's delve a bit into the underlying mathematics. Though musical mathematics can become

extremely complex, the basics can easily be grasped by anyone having only rudimentary knowledge of plain old arithmetic.

Even the briefest excursion into musical mathematics can be fascinating. On the one hand, it's most satisfying to discover that there's a certain mathematical neatness about harmonic chords. On the other hand, you may be surprised to learn that dissonance, properly utilized in the playing of even *The Star-Spangled Banner*, can make music more enjoyable than it would be if the music were virginally "pure." And it may be more than a little disconcerting to discover that A above middle C, the traditional tuning note, has not always been what it is today!

Diatonic Scale. Though there is a distinct mathematical basis to all music, we must realize that there is no such thing as a single "natural" scale system. The scale system used in the Western world seems natural enough to us; the scales used by other cultures to produce music strange to our ears seem equally natural to those alien cultures. All have sound mathematical bases.

Our *diatonic* scale is the result of considerable experimentation throughout the musical ages. The term diatonic pertains to or designates a standard major or minor scale of eight notes to the octave. For ex-

the MATHEMATICS of MUSIC

ample, a major diatonic scale would be represented by eight consecutive white keys on a piano. Add to these eight notes the five intermediate (black keys) semitones, and you have a *chromatic* scale.

Are these 13 notes per octave sufficient to produce top-quality music? The answer depends on how you define top quality. If you mean adequately pleasing harmony that can be created by physically manageable instruments, then the answer is yes. If you are thinking about complete tonal purity, the answer is no. You can't have both at the same time if you include the use of percussion and valve instruments. The reason will become clear later.

True Scale. In order to understand why we are forced to use a somewhat inexact compromise scale, it's necessary to begin with consideration of a *true* scale. As a convenient example, let's take the key of C major scale beginning with middle C on the piano:

C, D, E, F, G, A, B, C¹

As it happens, A above middle C was long ago selected as the basic pitch for instrumental tuning. In terms of the vibrational frequency of the fundamental tone of A, this note has been many things throughout musical history. The pitch of a musical note was first determined by Père Mersenne (1648), a French ecclesiast and mathematician. During his time, the lowest church pitch of A was 373.7 Hz while the chamber pitch was 402.9 Hz. In 1751 Handel used an A of 422.5 Hz.

In 1834, a group of physicists meeting at Stuttgart, Germany, settled on a standard of 440 Hz, but 25 years later an orchestral A of 435 was legalized in France. This lack of uniformity created problems. For example, instruments made in one country wouldn't be in tune with those manufactured in some other country. A singer trained in one country might be forced to sing at an unaccustomed pitch when performing with a foreign orchestra.

In 1939 the problem was at long last resolved. An international conference held in London set the standard pitch of A above middle C at 440 Hz.

The term *pitch* can be misunderstood. The

pitch of a played or sung note is related to, but not synonymous with, the vibrational frequency of the fundamental tone. Pitch is a subjective characteristic of sound that depends not only on the vibrational frequency of the note, but also on the loudness of the sound. Moreover, the pitch of a musical sound pertains to a complex sound consisting of the fundamental frequency (e.g., 440 Hz for A) plus many related frequencies called *overtones*. To avoid confusion, we'll henceforth talk only in terms of fundamental frequencies and avoid the use of the term pitch.

To grasp the difficulties that a *true* scale would impose on musicians, consider what happens when a musician decides to switch from one key to another—for example, from the key of C to the key of D. In terms of vibrational frequencies, the following changes would have to be made:

Note	Frequencies (Hz)	
	Key of C	Key of D
C	264	—
D	297	297
E	330	334
F	352	371
G	396	<u>396</u>
A	440	<u>445</u>
B	495	<u>495</u>
C ¹	528	<u>557</u>
D ¹	—	<u>594</u>

Note that the four underlined notes in the key-of-D scale have frequencies that differ from the frequencies of the corresponding notes in the key-of-C scale. In order to switch from the key of C to the key of D, a musician would have to use an instrument which had several new notes added. But that isn't all. Still more new notes would be required when switching to each of the other keys. To complicate matters more, additional notes would be required for the various minor scales. Consequently, at least 72 notes would be needed for each octave of an instrument's total range. Since the piano has seven octaves, more than 500 keys would be needed. This would clearly be impractical.

Percussion instruments such as the piano, and valve instruments such as woodwinds, would be most seriously affected. Stringed instruments such as the violin, and the human voice, could theoretically at least provide all of the tonal nuances demanded by the true scale.

Frequency Calculations. It's a simple matter to calculate the tonal frequencies for any diatonic scale. For example, the key of D scale, above, was developed from the tonic D (a tonic is the first or lowest note in any scale) by multiplying this basic frequency (D=297 Hz) by the appropriate ratios for musical thirds, fourths, fifths, etc. These values are given in Fig. 1.

For example, the frequency ratio of a musical fifth (the interval between the first and fifth notes of the scale) is 3 to 2. In the key of D scale, note A represents a fifth. Thus, by setting up the proportion $3:2 = X:297$, and solving for X, we obtain 445 Hz as the frequency of A in the key of D scale. Other values are determined in exactly the same way. The octave D¹ of course has just twice the frequency of the tonic D.

Musical Intervals. There are two kinds of musical intervals. First, those between various notes of a scale and the tonic note (the low "do"). These intervals are identified as thirds, fourths, fifths, etc. Secondly, there are tone intervals represented by adjacent notes in a scale.

In Fig. 1, note that there is one octave interval with a 2 to 1 frequency ratio, two major sixths (5:3), one minor sixth (8:5),

three fifths (3:2), four fourths (4:3), three major thirds (5:4), and two minor thirds (6:5). The differences between the major and minor categories are somewhat arbitrary, but important to understanding music's math. For example, if the frequency of E is divided by the frequency of C, (a "third") the simplest ratio that results is 5:4. The same applies to the F-A third and the G-B third.

On the other hand, the G-E and C¹-A thirds yield a numerically smaller—hence "minor"—ratio of 6:5. The size relationship is clearer if the fractions are changed to decimal forms: $5/4 = 1.25$ while $6/5 = 1.20$. The same explanation holds for the difference between the major and minor sixths.

But haven't we overlooked something? What of the seeming D-F third? Is it major or minor? Neither, because the frequency ratio of 352 to 297 cannot be further simplified. Further, this tone interval isn't musically significant according to the law of Pythagoras, which demands that the tonal relations must be reducible to simple whole-number ratios.

Figure 2 shows how these various intervals are calculated. In line three, the frequency of each note is divided by the frequency of

MUSICAL INTERVALS OF THE DIATONIC SCALE		C	D	E	F	G	A	B	C ¹	
Interval	Freq. ratio	264	297	330	352	396	440	495	528	
Octave	2:1	~~~~~								
Sixth (Major)	5:3	~~~~~								
Sixth (Minor)	8:5	~~~~~								
Fifth	3:2	~~~~~								
Fourth	4:3	~~~~~								
Third (Major)	5:4	~~~~~								
Third (Minor)	6:5	~~~~~								

Fig. 1. Musical intervals and their frequency ratios for diatonic scale. Since interval ratios are constant, they can be used to find frequencies for scale in another key.

the MATHEMATICS of MUSIC

the tonic (264). The next line shows the simplified ratios, just as they appeared in Fig. 1.

Some music mathematicians, disliking fractions, eliminate the fractions by multiplying with a common factor, in this case 24. This yields the relative frequencies shown in line five. What do they mean? Simply this: in the time that the tonic C vibrates 24 times, D vibrates 27 times, E vibrates 30 times, etc.

By dividing the relative frequencies of adjacent notes, the adjacent tone interval ratios shown in the last three lines are obtained. Note that there are three 9:8 *major* intervals (four if the scale is extended by one note), two 10:9 *minor* intervals, and two 16:15 *semitone* intervals. In this case the terms major and minor are used simply to indicate the relative numerical sizes of the ratios—i.e., 9:8 represents a bigger number than 10:9.

Figure 3 illustrates the tone intervals in major and minor *scales*. The minor scale has three flatted notes with frequencies somewhat lower than those of the corresponding notes in the major scale. The last two lines

reveal that the same intervals occur in both major and minor scales but in different order. Both scales fully satisfy the law of Pythagoras by adhering to simple numerical ratios between adjacent notes.

Mathematical hint: when handling numbers having decimal fractions, first multiply both denominator and numerator by a common factor (usually 10) to clear the decimal, then reduce to the simplest fraction. For example, to calculate the G-A flat interval:

$$\frac{442.4}{396} = \frac{4224}{3960} = \frac{16}{15}$$

Tempered Scales. In order to avoid using an inordinately large number of notes per octave, thus necessitating very complicated musical instruments, musicians throughout the centuries have attempted to devise compromise scales called tempered scales. The most important of these have been the Pythagorean, the mean tone temperament, and the now generally accepted equal temperament scale established about 150 years ago.

In the equal temperament scale, each octave is divided into twelve equal divisions called tempered semitones. Two semitones are equivalent to one full tone.

FREQUENCY RATIOS OF THE TRUE SCALE (KEY OF C MAJOR)									
Note	C	D	E	F	G	A	B	C ¹	D ¹
Frequency (Hz)	264	297	330	352	396	440	495	528	594
Ratio to tonic note C	264	$\frac{297}{264}$	$\frac{330}{264}$	$\frac{352}{264}$	$\frac{396}{264}$	$\frac{440}{264}$	$\frac{495}{264}$	$\frac{528}{264}$	$\frac{594}{264}$
Simplified ratio	$\frac{1}{1}$	$\frac{9}{8}$	$\frac{5}{4}$	$\frac{4}{3}$	$\frac{3}{2}$	$\frac{5}{3}$	$\frac{15}{8}$	$\frac{2}{1}$	$\frac{9}{4}$
Relative frequency (Ratio x 24 to clear fractions)	24	27	30	32	36	40	45	48	54
Major tone intervals	$\frac{9}{8}$		$\frac{9}{8}$			$\frac{9}{8}$		$\frac{9}{8}$	
Major tone intervals	$\frac{10}{9}$			$\frac{10}{9}$					
Semitone intervals				$\frac{16}{15}$		$\frac{16}{15}$			

Fig. 2. Frequency ratios between notes in diatonic scale. In line five, simplified ratios in line four have been cleared of fractions in order to show relative frequencies.

MAJOR AND MINOR TRUE SCALES (KEY OF C)								
Notes (major)	C	D	E	F	G	A	B	C ¹
Notes (minor)	C	D	E ^b	F	G	A ^b	B ^b	C ¹
Frequency (major)	264	297	330	352	396	440	495	528
Frequency (minor)	264	297	316.8	352	396	422.4	475.4	528
Intervals (major)		$\frac{9}{8}$	$\frac{10}{9}$	$\frac{16}{15}$	$\frac{9}{8}$	$\frac{10}{9}$	$\frac{9}{8}$	$\frac{16}{15}$
Intervals (minor)		$\frac{9}{8}$	$\frac{16}{15}$	$\frac{10}{9}$	$\frac{9}{8}$	$\frac{16}{15}$	$\frac{9}{8}$	$\frac{10}{9}$

Fig. 3. Frequencies and tone intervals for major and minor scales in key of C. Interesting here is that very same intervals occur in both scales, though in different order.

One important consequence of this type of tempering is that flats and sharps lose their original significance as different tones. For example, G[#] and A^b are now identical. In effect, five new notes (the black keys on a piano) were added to the original diatonic scale (white keys). This arrangement is diagrammed in Fig. 4.

It's obvious that when these thirteen notes




Fig. 4. Equal temperament scale now in common use allows no difference between sharps and flats (D[#] and E^b are thus identical).

of an octave are asked to do the job of 72 notes in a true scale system, there must be some sacrifice of tonal quality. An instrument tuned to the equal temperament scale has only one correct interval—the octave. All other intervals are to some degree in error; thirds and sixths are a little sharp, while fifths are flat.

Note that middle C now has a frequency of 261.7 Hz instead of the 264 we have so far talked about in relation to the true scale.

This adjustment is necessary in order to make the frequency of the standard A work out to 440 Hz.

Figure 5 compares the frequencies of the true scale with those of the equal temperament scale. Note that A is the only note having the same frequency in both scales. The frequency of C¹ is of course just twice that of its lower octave, C. When the five half tones are added to this diatonic scale, the frequency range between C and C¹ must be divided into twelve equal parts. Mathematically, each twelfth part is the 12th root of 2 because the frequency of C must be multiplied by 2 to obtain C¹.

$$\text{Thus: } n = \sqrt[12]{2} = 1.05946$$

Figure 6 shows how the frequency ratios work out for each note. These ratios are ob-

SCALE FREQUENCIES (A = 440 Hz)		
Note	True scale (Hz)	Equal temperament scale (Hz)
C	264	261.7
D	297	293.7
E	330	329.7
F	352	349.2
G	396	392
A	440	440
B	495	493.9
C ¹	528	523.3

Fig. 5. Frequencies of true scale compared with those of equal temperament scale. Only note having same frequency in both is A.

the MATHEMATICS of MUSIC

tained by multiplying each successive ratio by the common factor of 1.05946 to obtain the next ratio. For example, to derive the ratio for F, multiply the previously calculated ratio for E (1.2598) by 1.05946. The derived ratios can then be used to calculate actual note frequencies. For example, by multiplying 261.7 (tonic C) by 1.6818 (ratio for A), the frequency of 439.985 is obtained for A—very close to the standard 440 Hz.

It's important to remember that when intervals are to be added, their ratios must be multiplied. For example, to add the C-F fourth to the C-G fifth, one would multiply 1.3347×1.4982 to obtain 1.9996 which is almost 2, the expected octave ratio. To avoid such complicated mathematics, other more empirical systems of indicating frequency intervals are sometimes used. The *cent* system (Fig. 6) is a numerical scale in which the tonic is 0, the tonic octave is 1200, and each semitone interval is equivalent to 100 cents.

Unlike the decimal frequency ratios, these values can be added. For example, the C-F fourth is represented by 500 cents and the C-G fifth by 700 cents. The sum of these two numbers is 1200 indicating that a fourth plus a fifth is equal to an octave. Another

FREQUENCY RATIOS OF THE EQUAL TEMPERAMENT SCALE		
Note	Frequency ratio	Cents from tonic
C	1.0000	0
C# (Db)	1.05946	100
D	1.1224	200
D# (Eb)	1.1891	300
E	1.2598	400
F	1.3347	500
F# (Gb)	1.4141	600
G	1.4982	700
G# (Ab)	1.5873	800
A	1.6817	900
A# (Bb)	1.7817	1000
B	1.8876	1100
C ¹	2.0000	1200

Fig. 6. Frequency ratios of equal temperament scale. Since scale comprises twelve equal parts, common factor is 1.05946.

somewhat similar numerical system makes use of units called *savarts*.

Incidentally, you now have enough information to easily calculate the frequency of any note, in any octave of the equal temperament scale. The frequencies of all the Cs on a piano are given in Fig. 4. To obtain the frequency of any other note, use the frequency ratios in Fig. 6.

Let's assume you want to know the frequency of E₃ which is the E in the octave below middle C. First find the frequency of E₄ (E above middle C) by multiplying 261.6 by the E-ratio 1.2598. The answer is 329.56. To drop down one octave, simply divide by 2 to get 164.78 Hz as the frequency of C₃. Halving this number would give the frequency of E₂ in the next lower octave. Obviously, to find the value of E in a higher octave, you simply multiply instead of divide by two.

Harmonic Triads. There are certain naturally agreeable ("harmonious") note combinations which chords can be derived from by the addition of a fourth note. (This note, incidentally, must be an octave of one of the three notes comprising the triad.) To show how triads can be discovered by mathematical analysis, it's preferable to work with the *true* scale because the mathematical relationships are simpler and more exact.

Derivation of the harmonic triads in the key of C major is shown in Fig. 7. First set up the diatonic scale and extend it by one note (D¹) and set down the vibrational frequency for each note. Now simplify these frequency relationships by dividing all frequencies by eleven to obtain the relative frequencies shown in line three (C=24, D=27, etc.). It will now be discovered that certain numbers can be divided by 6 to yield still smaller whole numbers; these are C, E, and G which have frequency ratios of 4:5:6. Dividing by 8 and then by 9 will yield two more 4:5:6 triads—FAC¹ and GBD¹.

Incidentally, note what happens if the same calculations are made using the corresponding frequencies in the equal temperament scale (C=261.7, E=329.7, G=392). In this case the CEG ratio would work out to approximately 4. 1:5. 1:6.1, which is close to what is obtained with the true scale. Even so, it doesn't provide the small whole number relationships that are characteristic of highest consonance or harmony.

Figure 8 shows a similar derivation of the three triads in the scale key of C minor.

MAJOR HARMONIC TRIADS (KEY OF C)									
Note	C	D	E	F	G	A	B	C ¹	D ¹
Frequency (Hz)	264	297	330	352	396	440	495	528	594
Freq. ÷ 11	24	27	30	32	36	40	45	48	54
÷ 6	4		5		6				
									(CEG)
÷ 8	6				4		5	6	
									(FAC ¹)
÷ 9		3				4		5	6
									(GBD ¹)

Fig. 7. Derivation of major harmonic triads for diatonic scale in key of C major. Dividing frequencies by 6, 8, and 9 reveals three triads, each having frequency ratios of 4:5:6.

The mathematical procedure has been modified slightly in order to handle the decimal values more easily. The frequencies are first all multiplied by ten to eliminate the decimal fractions, after which basic simplification is achieved by dividing by 22. When the simplified relative frequencies are then divided by 12, 16, and 18, three sets of minor triads having frequency ratios of 10:12:15 are discovered. Note that though the frequency ratios are different from those obtained with major triads, the same notes still make up the triads.

Incidentally, there's nothing mysterious about the primary divisors used in each case (11 for major triads, 22 for minor triads). Perusal of the frequencies indicated that these divisors were merely convenient for reducing the sizes of the numbers. You could in fact skip this step and divide the major frequencies directly by 66, 88, and 99 and arrive at the same conclusions.

Figure 9 helps show just what the triad

ratios mean. Consider the CEG major triad. In the time period that the note C vibrates through four cycles, E will go through 5 cycles, and G will vibrate six times. In the case of the CEG triad, this happens in one 66th of a second. The same vibrational relationships hold for the FAC¹ and GBD¹ triads except that the time periods are shorter.

For the record, the CEG triad is known as the *tonic triad*, GBD¹ is the *dominant triad*, and FAC¹ is the *sub-dominant triad*.

A number of different chords can be developed from the major and minor triads by a procedure called inversion. For example, the chord CEG is called the common chord. A first inversion is obtained by using the octave of C to form the chord EGC¹. A second inversion is obtained by using E that is an octave higher to obtain the chord GC¹E¹. Similar inversions can be made with the minor triads.

(Continued on page 104)

MINOR HARMONIC TRIADS (KEY OF C)									
Note	C	D	E ^b	F	G	A ^b	B ^b	C ¹	D ¹
Frequency (Hz)	264	297	316.8	352	396	422.4	475.4	528	594
X 10	2640	2970	3168	3520	3960	4224	4754	5280	5940
÷ 22	120	135	144	160	180	192	216	240	270
÷ 12	10		12		15				
									(CEG)
÷ 16					10		12	15	
									(FAC ¹)
÷ 18						10		12	15
									(GBD ¹)

Fig. 8. Derivation of minor harmonic triads for diatonic scale in key of C minor. Even though frequency ratios differ from those in Fig. 7, triads are comprised of same notes.

WHITE'S RADIO LOG

An up-to-date Directory of North American AM, FM, and TV Stations, including special sections on World-Wide Shortwave Stations and Emergency Stations for Selected Areas

□ *White's Radio Log* was founded in Providence, R. I. by Charles De Witt White as an extension of his earlier publishing activities. Interestingly enough, these, in turn, were a continuation of the business established by his father: the publication of city directories, street guides, and municipal tax guides.

In the early days of broadcasting, compiling a list of operating stations and their frequencies was no simple task. Reason was that prior to the Dill-White Radio Act of 1927, any feed merchant, auto dealer, barber, or undertaker who wanted to advertise his wares or services had only to select a frequency and go on the air. A great many experimenters and businessmen did just that.

Nevertheless, Mr. White's directory publishing experience had convinced him that he could successfully assemble a radio log. In 1924 he justified this conviction with *The Rhode Island Radio Call Book*, following this shortly after with *White's Triple List of Radio Broadcasting Stations*.

In 1927 the two publications were merged and nation-wide distribution established. In ensuing years related publications, such as *Sponsored Radio Programs*, *Radio Announcer's Guide*, *Short-Wave Schedule Guide*, and a special Canadian edition of the *Log* (which had had its title shortened to the one it bears today), were also issued.

The *Log* itself eventually reached a combined circulation of well over a million copies. It also came up with some rather

unusual bedfellows. In 1929-31 it was distributed as the *Enna Jettick Radio Log* (to promote the sale of shoes): in 1938-9 as the *General Electric Radio Log* to promote General Electric's "sensational 1939 receivers with pushbutton tuning."

The Fall-Winter number of the 1927 *Log* listed 701 U.S. stations. Most powerful were WEAJ (now WRCA), New York, with 50,000 watts; KDKA, Pittsburgh; WGY, Schenectady; and WJZ (now WABC), New York, each with 30,000 watts; WGN-WLIB, Chicago, with 15,000 watts; and Boston's WBZ, also with 15,000. Five stations listed (one a Junior High School in Norfolk, Va.) operated on a mighty 5 watts; more than 100 stations had outputs of less than 100 watts.

The current *Log* cross-indexes over 4244 U.S. standard-broadcast (AM) stations, over 2247 U.S. frequency-modulation (FM) and over 810 television stations, has a complete compilation of Canadian broadcasters, and, in addition, has a comprehensive world-wide roster of shortwave stations.

With the success of his *Log*, Charles De Witt White (a direct descendant of Peregrine White, the first child born on the *Mayflower's* historic crossing and bearer of the name of another illustrious ancestor, De Witt Clinton) disposed of his city directory and street guide interests. In time, he transferred his editorial operations to Bronxville, N. Y., a suburb of New York City, where he could remain in close touch with the

broadcasting industry. On April 6, 1957, having only recently completed revising and updating material for the 34th consecutive year of his *Log*, Mr. White died in his sleep. He was 76 years old.

Charles De Witt White's daughter and heir, Mrs. W. R. Washburn, sold all rights in and to the *Log* to Science & Mechanics Publishing Co., and entrusted us with continuing her father's work. This we were proud to do back in 1958 in RADIO-TV EXPERIMENTER—which later became the current SCIENCE AND ELECTRONICS.

Beginning with our first bimonthly issue in 1964, *White's Radio Log* was divided into three parts (it had grown to 60 pages in size and was much too large to incorporate in any one issue). From 1964 until the present, we published the *Log* in three parts, updating each part right up to press time.

Now, in 1969, the size of the *Log* again necessitates a change. Therefore, *White's Radio Log* will be published in six parts during 1969. In each issue we will include a major listing for either AM Broadcasting

Stations, FM Broadcasting Stations or Television Stations; plus the expanded World-Wide Shortwave Section (brand new for each issue); plus the all-new Emergency Radio Listing for major U.S. cities (a different major city will appear in every issue).

In this issue of SCIENCE AND ELECTRONICS, *White's Radio Log* contains U.S. AM Stations by Frequency, World-Wide Shortwave Stations, and Emergency Radio Listings for Florida.

As always, as we go to press on each issue of *White's Radio Log*, station additions, changes, and deletions are made by the U.S. and Canadian governments. The same holds true for the world-wide shortwave broadcasters. Therefore, the Editor cordially invites all readers to inform him of any changes that must be made to keep the *Log* up to date. (In some instances our readers discover and notify us of changes before the FCC or DOT officially inform us.) Keep your cards and letters coming—they are most sincerely appreciated, and it's the one way you can help us make a better *Log*.

WHITE'S RADIO LOG CONTENTS FOR 1969-1970

S & E Issue	Listing	Page
April/May 1969	U.S. TV Stations by States	92
	Canadian TV Stations by Cities	94
	Canadian AM Stations by Frequency	95
	World-Wide Shortwave Stations	97
	Emergency Radio Services—New York City Area	99
June/July 1969	U.S. AM Stations by Location	84
	World-Wide Shortwave Stations	98
	Emergency Radio Services—San Francisco Area	101
Aug./Sept. 1969	U.S. FM Stations by States	82
	Canadian AM Stations by Location	88
	Canadian FM Stations by Location	88
	World-Wide Shortwave Stations	89
	Emergency Radio Services—Boston Area	92
Oct./Nov. 1969	U.S. AM Stations by Call Letters	84
	World-Wide Shortwave Stations	96
	Emergency Radio Services—Philadelphia Area	99
Dec./Jan. 1969-70	U.S. FM Stations by Call Letters	82
	Canadian FM Stations by Call Letters	92
	Canadian AM Stations by Call Letters	92
	World-Wide Shortwave Stations	93
	Emergency R. Services—Washington-Baltimore Area	96
Feb./March 1970	U.S. AM Stations by Frequency	82
	World-Wide Shortwave Stations	96
	Emergency Radio Services—Florida	100

kHz	Wave Length	W.P.	kHz	Wave Length	W.P.	kHz	Wave Length	W.P.	kHz	Wave Length	W.P.
WGSM	Huntington, N.Y.	5000d	WEAB	Greer, S.C.	250d	WWL	New Orleans, La.	5000d	WRNL	Richmond, Va.	5000
WMBL	Morehead City, N.C.	10000d	WDEH	Sweetwater, Tenn.	10000d	WKAR	E. Lansing, Mich.	10000d	WTOY	Roanoke, Va.	1000d
WPAQ	Mount Airy, N.C.	10000d	KDDH	Dumas, Tex.	250d	WCHU	Ithaca, N.Y.	5000d	KORD	Pasco, Wash.	1000d
KRMG	Thula, Okla.	5000d	KBUH	Brigham City, Utah	250d	WGTL	Kannapolis, N.C.	1000d	KIXI	Seattle, Wash.	1000
WVCH	Chester, Pa.	1000d	WSVS	Crewe, Va.	5000d	WHOA	San Juan, P.R.	5000	KISN	Vancouver, Wash.	5000d
WJAC	San Juan, P.R.	1000d	WKEE	Huntington, W.Va.	5000d	WFMF	Fl. W.orth, Tex.	250d	WHSN	Hayward, Wis.	5000d
WBAW	Barnesville, S.C.	1000d	WDXU	Wausau, Wis.	5000d	WFLD	Farmville, Va.	1000d	WDRR	Sturgeon Bay, Wis.	1000d
WIRJ	Humbolt, Tenn.	250d									
WJIG	Tullahoma, Tenn.	250d	810-370.2			880-340.7			920-325.9		
KTRH	Houston, Tex.	5000d	KG0	San Francisco, Calif.	5000d	KRVN	Lexington, Neb.	5000d	WCTA	Andalusia, Ala.	5000
KCMC	Texarkana, Tex.	1000	KWRS	Rifle, Colo.	1000d	WCBS	New York, N.Y.	5000d	WVWR	Russellville, Ala.	1000d
WBCI	Williamsburg, Va.	500d	WATI	Indianapolis, Ind.	250d	WRZZ	Clinton, N.C.	1000d	KSRM	Soldotna, Alaska	5000
WB00	Baraboo, Wis.	250d	WEKJ	Jackson, Ky.	250d	WRFD	Worthington, Ohio	5000d	KARK	Little Rock, Ark.	5000
750-399.8			WYFE	Annapolis, Md.	250d	890-336.9			KDCD	Ceres, Calif.	5000
KFQD	Anchorage, Alaska	10000	WJPK	Magee, Miss.	5000d	WLS	Chicago, Ill.	5000d	KDES	Palm Springs, Cal.	5000
WSB	Atlanta, Ga.	5000d	KCMO	Kansas City, Mo.	5000d	WHNC	Henderson, N.C.	1000d	KVEC	San Luis Obispo, Cal.	1000
WBMD	Baltimore, Md.	1000d	KAFE	Santa Fe, N.M.	5000d	KBYE	Oklahoma City, Okla.	1000d	KLMR	Lamar, Colo.	5000
KMMS	Grand Island, Neb.	10000d	WGY	Schenectady, N.Y.	5000d				WMEG	Eau Gallie, Fla.	1000
WHEB	Portsmouth, N.H.	1000d	WKBK	N. Wilkesboro, N.C.	1000d	900-333.1			WGST	Atlanta, Ga.	5000
KCEO	Durant, Okla.	5000d	WCEC	Rocky Mount, N.C.	1000d	WATV	Birmingham, Ala.	1000d	WVOH	Hazelhurst, Ga.	500d
WPDX	Clarksburg, W.Va.	1000d	WEDO	McKeesport, Pa.	5000d	WGOK	Mobile, Ala.	1000d	WGNU	Greenville City, Ill.	500d
760-394.5			WKVM	San Juan, P.R.	5000d	W0ZK	Ozark, Ala.	1000d	WMOK	Metropolis, Ill.	1000d
KFMB	San Diego, Cal.	5000	WQIZ	St. George, S.C.	5000d	KPRB	Fairbanks, Alaska	1000d	WBAA	W. Lafayette, Ind.	5000
KGU	Honolulu, Hawaii	1000d	KBHB	Murfreesboro, Tenn.	5000d	KRHO	Harrison, Ark.	1000d	WTCW	Whitesburg, Ky.	5000d
KWJ	Detroit, Mich.	5000d	KWDR	Del Rio, Tex.	1000d	KRFB	Fresno, Calif.	1000d	WBOX	Bogalusa, La.	1000d
WCPS	Carlson, N.C.	1000d	WMPD	Dodgeville, Wis.	1000d	KGRB	West Covina, Cal.	250d	KTCO	Johnsonboro, La.	1000d
WORA	Mayaguez, P.R.	5000	WELF	Tomahawk, Wis.	5000d	WJWL	Georgetown, Del.	1000d	WPTX	Lexington Park, Md.	5000d
770-389.4						WSWN	Belle Glade, Fla.	1000d	WMPL	Hancock, Mich.	1000d
KUOM	Minneapolis, Minn.	5000d	820-365.6			WMOJ	Ocala, Fla.	1000d	KWOC	Keweenaw, Mich.	5000d
WCAL	Northfield, Minn.	5000d	WAIT	Chicago, Ill.	5000d	WCGA	Calhoun, Ga.	1000d	KWAD	Wadena, Minn.	1000
WEW	St. Louis, Mo.	5000d	WIKY	Evansville, Ind.	250d	WCRN	Greenwich, Ga.	250d	KWYS	W. Yellowstone, Mont.	1000
K0B	Albuquerque, N.Mex.	5000d	WOSU	Columbus, Ohio	5000d	WEAS	Savannah, Ga.	5000d	KORK	Las Vegas, Nev.	5000
WABC	New York, N.Y.	5000d	WFAA	Dallas, Tex.	5000d	KTEE	Idaho Falls, Ida.	1000d	KOLO	Reno, Nev.	5000d
KXA	Seattle, Wash.	1000d	WBAP	Fl. Worth, Tex.	5000d	KEYN	Wichita, Kan.	250d	KQEO	Albuquerque, N.Mex.	1000
780-384.4			830-361.2			WFIA	Louisville, Ky.	1000d	WTTM	Trenton, N.J.	1000
WBBM	Chicago, Ill.	5000d	KIKI	Honolulu, Hawaii	1000d	WLSI	Pikeville, Ky.	5000d	WKRR	Cortland, N.Y.	1000
WJAG	Norfolk, Neb.	1000d	WCCO	Minneapolis-St. Paul, Minn.	5000d	KREH	Oakdale, La.	250d	WGHQ	W. York, N.Y.	5000d
KCRJ	Reno, Nev.	1000d	KBOA	Kennett, Mo.	1000d	WCMR	Brunswick, Maine	1000d	WIRD	Lake Placid, N.Y.	5000d
WGBB	Durham, N.C.	1000d	WNYC	New York, N.Y.	1000d	WBYN	Canton, Ohio	5000d	WBBB	Burlington-Graham, N.C.	5000d
WBBO	Forest City, N.C.	1000d	840-356.9			WATC	Gaylord, Mich.	1000d	WPTL	Canton, N.C.	500d
KSPI	Stillwater, Okla.	250d	WMOB	Mobile, Ala.	1000d	KTIS	Minneapolis, Minn.	1000d	WVNI	Columbus, Ohio	1000
WAVA	Arlington, Va.	1000d	WRYM	New Britain, Conn.	1000d	WDDT	Greenville, Miss.	1000d	KGAL	Lebanon, Ore.	1000
790-379.5			WHAS	Louisville, Ky.	5000d	KJFK	Fulton, Mo.	1000d	WVLA	Lexington, Va.	1000d
WTUG	Tuscaloosa, Ala.	1000d	WVPO	Stroudsburg, Pa.	250d	KJSK	Columbus, Nebr.	1000d	WJAR	Providence, R.I.	5000
KCAM	Glennville, Alaska	5000	850-352.7			WDTW	Nashua, N.H.	1000d	WTND	Orangeburg, S.C.	1000d
KCEE	Tucson, Ariz.	5000d	WYDE	Birmingham, Ala.	1000d	WBRV	Boonville, N.Y.	1000d	KEZU	Rapid City, S.Dak.	1000d
KOSY	Texarkana, Ark.	1000	KICY	Nome, Alaska	5000	WKAJ	Saratoga Springs, N.Y.	250d	WLIV	Livingston, Tenn.	1000d
KABC	Los Angeles, Calif.	5000	KGKO	Benton, Ark.	1000d	WKJK	Granite Falls, N.C.	5000	KELP	El Paso, Tex.	1000d
WLBE	Leesburg, Fla.	5000	K0A	Denver, Colo.	5000d	WAYN	Rockingham, N.C.	1000d	KBZB	Odessa, Tex.	1000d
WFUN	Miami, Fla.	5000	WRUF	Gainesville, Fla.	5000	WJAM	Williamston, N.C.	1000d	KWEL	Vernal, Utah	1000d
WPFA	Pensacola, Fla.	1000d	WEAT	W. Palm Beach, Fla.	1000	WFAR	Fargo, N.Dak.	1000d	KITN	Olympia, Wash.	1000d
WQXI	Atlanta, Ga.	5000d	KHLO	Hilo, Hawaii	1000	WFRE	Fremont, Ohio	5000	KXLY	Spokane, Wash.	5000
WYNR	Brunswick, Ga.	500d	WCLR	Crystal Lake, Ill.	5000d	WCPA	Clearfield, Pa.	1000d	WMMN	Fairmont, W.Va.	5000
WGRA	Cairo, Ga.	1000d	WHDH	Boston, Mass.	5000d	WFLN	Philadelphia, Pa.	1000d	W0KY	Milwaukee, Wis.	1000d
KKON	Kealahou, Hawaii	1000d	WKQB	Muskegon, Mich.	1000	WXKV	Knoxville, Tenn.	1000d	930-322.4		
KEST	Boise, Idaho	1000d	KFUD	Clayton, Mo.	5000d	WCOR	Lebanon, Tenn.	500d	WJBY	Gadsden, Ala.	1000d
KBRV	Soda Springs, Ida.	5000d	WKIX	Raleigh, N.C.	1000d	KALT	Atlanta, Tex.	1000d	KJKN	Etchikan, Alaska	5000
WRMS	Beards-ton, Ill.	500d	WJW	Cleveland, Ohio	1000d	KAPR	Carroll, Tex.	500d	KAPF	Flagstaff, Ariz.	5000d
KXXK	Columbia, Ga.	5000d	WJAC	Johnstown, Pa.	1000d	KFLD	Florida, Tex.	250d	KJFF	Los Angeles, Calif.	5000d
WAKY	Louisville, Ky.	5000	WEU	Reading, Pa.	1000d	KCLW	Hamilton, Tenn.	250d	KEWA	Paradise, Calif.	500d
WRUM	Rumford, Me.	1000d	WABA	Aquadilla, P.R.	500	WDY	Bassett, Va.	500d	KIUP	Durango, Colo.	5000
WGSW	Saginaw, Mich.	5000	WVAV	Knoxville, Tenn.	5000d	WAF	Staunton, Va.	1000d	WTHD	Milford, Del.	500d
KGHL	Billings, Mont.	5000	WRAP	Norfolk, Va.	5000	WATN	Wenatchee, Wash.	1000d	WHAN	Haines City, Fla.	5000
WVNY	Watertown, N.Y.	1000d	KTAC	Tacoma, Wash.	1000d	KWEN	Antigo, Wis.	250d	WJFA	Jacksonville, Fla.	5000
WFSV	Willsville, N.Y.	1000d	860-348.6			910-329.5			WKXY	Sarasota, Fla.	1000
WTCN	Thomasville, N.C.	1000d	WHRT	Hartselle, Ala.	250d	WDVC	Dadeville, Ala.	500d	WMBR	Bainbridge, Ga.	5000
KFGO	Fargo, N.D.	5000	WAFB	New Ala.	1000d	KPHO	Phoenix, Ariz.	5000d	KSEI	Pocatello, Idaho	5000
KWIL	Albany, Ore.	1000	KIFN	Phoenix, Ariz.	1000d	KLON	Blytheville, Ark.	5000d	WTAD	Quincy, Ill.	5000
WAEB	Allentown, Pa.	1000	K0SE	Osceola, Ark.	1000d	KAMD	Canden, Ark.	5000	WHON	Centerville, Ind.	500d
WPIC	Sharon, Pa.	1000d	KWRB	Warren, Ark.	250d	KDEO	El Cajon, Calif.	1000	WKCT	Bowling Green, Ky.	1000
WEAN	Providence, R.I.	5000	KTRB	Modesto, Calif.	1000d	KNEW	Oakland, Calif.	5000	WFM	Mid. Calif.	5000
W0BD	Bamberg-Denmark, S.C.	1000d	WAZE	Clearwater, Fla.	500d	K0XR	Oxnard, Cal.	5000	WREB	Holyoke, Mass.	500d
WETB	Johnson City, Tenn.	1000d	WKIK	Cocoa, Fla.	1000	KP0F	Denver, Colo.	5000	WBCK	Battle Creek, Mich.	5000
WMC	Memphis, Tenn.	5000	WERD	Atlanta, Ga.	1000d	WRCH	New Britain, Conn.	5000	KKIN	Aitkin, Minn.	1000d
KTHT	Houston, Tex.	5000	WDMG	Douglas, Ga.	5000d	WPLA	Plant City, Fla.	5000	WSLJ	Jackson, Miss.	5000
KFYO	Lubbock, Tex.	5000	WNRI	Marion, Ind.	250d	WAGF	Valdosta, Ga.	5000	KWOC	Pepper Bluff, Mo.	5000
KUTA	Blanding, Utah	1000d	KWPC	Muscataine, Iowa	250d	KBGN	Caldwell, Ida.	1000d	KYSS	Missoula, Mont.	5000d
WSG	Mount Jackson, Va.	1000d	KOAM	Pittsburg, Kan.	1000d	WAKO	Lawrenceville, Ill.	500d	K0GA	Ogallala, Nebr.	5000
WTR	Norfolk, Va.	5000	WSON	Henderson, Ky.	500d	WSUI	Iowa City, Iowa	5000	KCCO	Carlsbad, N.M.	1000d
KGMJ	Bellingham, Wash.	5000	WAYE	Baltimore, Md.	1000d	KLSI	Salina, Kan.	500d	W0SC	Charlotte, N.C.	5000
KJRB	Spokane, Wash.	5000	WSBS	Gt. Barrington, Mass.	250d	WLCB	Baton Rouge, La.	1000	WITN	Washington, N.C.	5000
WEAQ	Eau Claire, Wis.	5000	KWBJ	New Utm, Minn.	1000d	WABE	Baton Rouge, La.	5000	WVNH	Rochester, N.H.	5000
800-374.8			WMAE	Forest, Miss.	500d	WFDF	Flint, Mich.	5000	WPAT	Paterson, N.J.	5000
WHOS	Decatur, Ala.	1000d	KARS	Belen, N. Mex.	250d	WCOC	Meridian, Miss.	5000	WBEN	Buffalo, N.Y.	5000
WNGY	Montgomery, Ala.	1000d	WFMO	Fairmont, N.C.	1000d	KOYN	Billings, Mont.	1000d	WZR	Johnstown, N.Y.	1000d
KINY	Junction, Alaska	250d	WSTH	Taylorville, N. C.	250d	K0IM	Roswell, N. M.	5000	WELT	El Centro, Tex.	5000
KAGH	Crossett, Ark.	250d	KSHA	Medford, Ore.	1000d	WRKL	New City, N.Y.	1000d	WKY	Oklahoma City, Okla.	5000
KVOM	Morrilton, Ark.	5000	WAMO	Pittsburgh, Pa.	1000d	WLAS	Jacksonville, N.C.	5000d	KAGI	Grants Pass, Ore.	5000
KUZZ	Bakersfield, Calif.	250d	WTEL	Philadelphia, Pa.	1000d	KCBY	York, N.D.	5000	KSWB	Seaside, Ore.	1000d
KBRN	Brighton, Colo.	5000d	WLBG	Laurens, S.C.	1000d	WBRJ	Marletta, O.	5000d	WENR	Blomberg, Pa.	1000d
WLAD	Danbury, Conn.	1000d	KEST	Ft. Stockton, Tex.	250d	WPFB	Middletown, Ohio	1000	WCKR	Cabo Rojo, P.R.	1000
WRKV	Rockville, Conn.	1000d	KPAN	Hereford, Tex.	250d	KGLC	Miami, Okla.	1000d	KSDN	Aberdeen, S.D.	1000
WSJZ	Palatka, Fla.	1000d	KSFA	Nacogdoches, Tex.	1000d	KURY	Brookings, Ore.	1000d	WSEY	Sevierville, Tenn.	1000
WJAT	Swainsboro, Ga.	1000d	KONO	San Antonio, Tex.	5000	WAVL	Apolla, Pa.	1000d	KDET	Center, Tex.	1000
WKZI	Casely, Ill.	250d	KWHO	Salt Lake City, Utah	1000d	WGBI	Spartanburg, S.C.	5000	KITE	Terrell Hills, Tex.	5000
KXIC	Iowa City, Iowa	1000d				WBY	York, Pa.	5000	WLLL	Lynchburg, Va.	5000d
WCCM	Lawrence, Mass.	1000d				WPRP	Pont. P.R.	5000	KBFW	Bellingham, Wash.	5000d
WVAL	Sauk Rapids, Minn.	1000d				WNG	North Charleston, S.C.	5000	KQOT	Yakima, Wash.	1000d
KREI	Farmington, N.J.	250d				WJ0R	Jordan, S.C.	5000	WSAZ	Huntington, W.Va.	5000
WTMR	Canden, N.J.	5000d				WJWC	Johnson City, Tenn.	5000	KROE	Sheridan, Wyo.	1000d

WHITE'S RADIO LOG

kHz	Wave Length	W.P.
WINZ	Miami, Fla.	50000
WMAZ	Macon, Ga.	50000
KAHU	Waipahu, Hawaii	10000
WMIX	Mt. Vernon, Ill.	50000
KIOA	Des Moines, Iowa	10000
WCND	Shelbyville, Ky.	2500
WYLD	New Orleans, La.	10000
WIDG	St. Ignace, Mich.	50000
WIDR	South Haven, Mich.	10000
WCPC	Houston, Miss.	50000
KSWM	Aurora, Mo.	5000
KWCH	Wentzville, Mo.	5000
WFNC	Fayetteville, N.C.	50000
WCIT	Lima, Ohio	2500
WNAL	Nelsonville, Ohio	2500
KGRL	Bend, Oreg.	10000
KWRC	Woodburn, Ore.	10000
WESA	Charlottesville, Pa.	2500
WGRP	Crescentville, Pa.	10000
WIPR	San Juan, P.R.	10000
KIXZ	Amarillo, Tex.	5000
KTON	Belton, Tex.	10000
KATQ	Texarkana, Tex.	10000
WNRG	Grundy, Va.	50000
WFAM	Ft. Atkinson, Wis.	5000
WCWS	Shelly Lake, Wis.	10000
950-315.6		
WRMA	Montgomery, Ala.	10000
KXJK	Forrest City, Ark.	50000
KFSA	Ft. Smith, Ark.	1000
KABI	Auburn, Calif.	50000
KIMN	Denver, Colo.	5000
WOFD	Orlando, Fla.	5000
WGTA	Summerville, Ga.	50000
WGOV	Valdosta, Ga.	5000
KATN	Boise, Ida.	50000
KLER	Orofino, Ida.	10000
WGRT	Chicago, Ill.	10000
XJLW	Indianapolis, Ind.	50000
KGCL	Delaware, Ind.	5000
KXRG	Newton, Kans.	50000
WYWY	Barbourville, Ky.	10000
WAGM	Presque Isle, Maine	50000
WRYT	Boston, Mass.	50000
WVJ	Detroit, Mich.	5000
KRSI	St. Louis Park, Minn.	1000
WBIH	Hattisburg, Miss.	50000
KIKK	Jefferson City, Mo.	5000
KNFT	Bayard, N.M.	5000
WHVV	Hyde Park, N.Y.	5000
WBFF	Rochester, N.Y.	5000
WIBX	Utica, N.Y.	1000
WPET	Greensboro, N.C.	5000
KYES	Roseburg, Oreg.	1000
WNCB	Barnesboro, Pa.	5000
WPNP	Philadelphus, Pa.	5000
WBER	Monaca Corner, S.C.	5000
WSPA	Spartenburg, S.C.	5000
KWAT	Watertown, S.Dak.	1000
WAGG	Franklin, Tenn.	1000
KDSX	Denison-Sherman, Tex.	5000
KWRC	Houston, Tex.	5000
KSEL	Luther, Tex.	5000
WXGI	Richmond, Va.	50000
KJIR	Seattle, Wash.	5000
WERL	Eagle River, Wis.	10000
WKAZ	Charleston, W.Va.	5000
WKTS	Sheboygan, Wis.	5000
KMER	Kemmerer, Wyo.	50000
960-312.3		
WBRC	Birmingham, Ala.	5000
WMOZ	Mobile, Ala.	10000
KOOL	Phoenix, Ariz.	5000
KAYR	Apple Valley, Calif.	50000
KNEZ	Lincolnc, Calif.	500
KARL	Oakland, Calif.	500
WLI	New Haven, Conn.	5000
WGRD	Lake City, Fla.	5000
WJCM	Sebring, Fla.	10000
WJAZ	Albany, Ga.	50000
WRFC	Athens, Ga.	5000
KSRA	Salmon, Idaho	10000
WDLM	E. Moline, Ill.	10000
WSTF	South Falls, Minn.	5000
KMA	Shenandoah, Iowa	5000
WPRT	Prestonsburg, Ky.	50000
KROF	Abbeville, La.	10000
WBOC	Salisbury, Md.	50000
WFLK	Fitchburg, Mass.	1000
WHAJ	Rogers City, Mich.	50000
WLFJ	Little Falls, Minn.	5000
WARG	Greenwood, Miss.	1000
KFVS	Cane Girardeau, Mo.	5000
KFLN	Baker, Mont.	50000
KNEB	Scottsbluff, Nehr.	1000
KWYK	Farlington, N.Mex.	10000
WEAV	Plattsburg, N.Y.	10000
WFAK	Dallas, N.C.	10000
WFTC	Kinston, N.C.	5000

kHz	Wave Length	W.P.
WWST	Woolter, Ohio	10000
KGWA	Enid, Okla.	1000
WHYL	Carlisle, Pa.	50000
WKZA	Kane, Pa.	10000
WATS	Savre, Pa.	10000
WBEU	Beaufort, S.C.	10000
WBMC	McMinnville, Tenn.	5000
KIMP	Mt. Pleasant, Tex.	10000
KGLK	San Angelo, Tex.	5000
KOVO	Prava, Utah	5000
WDBJ	Ranoke, Va.	5000
KALE	Richland, Wash.	1000
WTCH	Shawano, Wis.	1000
970-309.1		
WERH	Hamilton, Ala.	50000
WTBF	Tron, Ala.	5000
KVVM	Show Low, Ariz.	50000
KNEA	Jonesboro, Ark.	10000
KBIS	Bakersfield, Calif.	1000
KCHV	Chico, Calif.	5000
KBEE	Modesto, Calif.	1000
KFEL	Pueblo, Colo.	10000
WBDM	Jacksonville, Fla.	10000
WFLA	Tampa, Fla.	5000
WIIN	Atlanta, Ga.	50000
WVOP	Valdalia, Ga.	50000
KUH	Hilo, Hawaii	5000
KAYT	Rupert, Idaho	10000
WWEY	Springfield, Ill.	1000
WAYE	Louisville, Ky.	5000
KSYL	Alexandria, La.	5000
WCSS	Portland, Maine	5000
KWLB	Aberdeen, Md.	5000
WESO	Southridge, Mass.	10000
WCKO	Ishpeming, Mich.	50000
WKHM	Jackson, Mich.	50000
KQAQ	Austin, Minn.	5000
WRKN	Brandon, Miss.	5000
KOOK	Billings, Mont.	5000
KIT	No. Platte, Nebr.	50000
KVEG	Las Vegas, Nev.	5000
WIRZ	Hackensack, N.J.	5000
KDCE	Espanola, N.M.	10000
WEBR	Buffalo, N.Y.	5000
WCHN	Norwili, N.Y.	5000
WRCS	Ahokie, N.C.	10000
WVIT	Canton, N.C.	10000
WDAY	Fargo, N.Dak.	5000
WRED	Ashtabula, Ohio	5000
WATH	Athens, Ohio	10000
KAKC	Tulsa, Okla.	1000
KOIN	Portland, Oreg.	5000
WWSW	Pittsburgh, Pa.	5000
WJNX	Florence, S.C.	5000
KTAJ	Austin, Tex.	1000
KBSN	Crane, Tex.	10000
KNOK	Ft. Worth, Tex.	10000
WSTX	Christiansted, V.I.	5000
WYPR	Danville, Va.	10000
WANV	Waynesboro, Va.	5000
KREM	Spokane, Wash.	5000
WVVO	Pineville, W.Va.	10000
WHA	Madison, Wis.	50000
980-305.9		
WKLF	Clanton, Ala.	10000
WXLL	Big Delta, Alaska	5000
KCAB	Dardanelle, Ark.	10000
KINS	Eureka, Calif.	5000
KEAP	Fresno, Calif.	5000
KFWB	Los Angeles, Calif.	5000
KCTY	Salinas, Calif.	10000
KGLN	Glennwood Springs, Colo.	10000
WSUB	Groton, Conn.	10000
WRC	Washington, D.C.	5000
WDVH	Gainesville, Fla.	50000
WTOT	Marianna, Fla.	10000
WBOP	Pensacola, Fla.	10000
WLDD	Pompano Beach, Fla.	10000
WPGA	Perry, Ga.	10000
WRIP	Rossville, Ga.	5000
KUPI	Idaho Falls, Idaho	10000
KSGM	Chester, Ill.	1000
WITY	Danville, Ill.	1000
KCIJ	Shreveport, La.	2500
WLYV	Falcks-Barre, La.	5000
WAOE	Otsego, Mich.	10000
WPBC	Richfield, Minn.	5000
WAFP	McComb, Miss.	50000
WKOR	Starkville, Miss.	10000
KMRZ	Kansas City, Mo.	5000
KLYQ	Hamilton, Mont.	10000
WLYV	Falcks-Barre, Nev.	5000
KICA	Clovis, N.Mex.	1000
KMIN	Grants, N.Mex.	10000
WTRY	Troy, N.Y.	5000
WKLM	Wilmington, N.C.	50000
WAAA	Win.-Salem, N.C.	10000
WONE	Dayton, Ohio	5000
WLYV	Falcks-Barre, Pa.	5000
WAZS	Summerville, S.C.	10000
WYCL	York, S.C.	10000
KDSJ	Deadwood, S.Dak.	1000
WSIX	Nashville, Tenn.	5000
KFRD	Rosenberg-Richmond, Tex.	10000
KWFC	Richfield, Utah	50000
WFHG	Bristol, Va.	5000

kHz	Wave Length	W.P.
WMEK	Chase City, Va.	5000
KUTI	Yakima, Wash.	50000
WHAW	Weston, W.Va.	10000
WCOB	Manitowoc, Wis.	10000
WNBI	Park Falls, Wis.	10000
WPRE	Prairie du Chien, Wis.	10000
990-302.8		
WEIS	Centre, Ala.	2500
WWVF	Fayette, Ala.	10000
WTOF	Flowerton, Ala.	5000
KTKT	Tucson, Ariz.	10000
KKIS	Pittsburg, Calif.	5000
KGUD	Santa Barbara, Calif.	10000
KLIR	Denver, Colo.	10000
WHDD	Southon, Conn.	5000
WFAB	Miami, Fla.	5000
WDDO	Orlando, Fla.	10000
WDWJ	Dawson, Ga.	50000
WGRM	Hinesville, Ga.	2500
KTRG	Honolulu, Hawaii	5000
WCZA	Carthage, Ill.	10000
WITZ	Jasper, Ind.	10000
WERK	Muncie, Ind.	2500
KAYL	Storm Lake, Iowa	2500
KRSS	Russell, Kans.	2500
WJMR	New Orleans, La.	2500
KRIH	Rayville, La.	2500
WCRM	Clare, Mich.	2500
WABO	Waynesboro, Miss.	2500
KRMO	Monett, Mo.	2500
KSPV	Artesia, N.Mex.	1000
WREB	Southwest Pines, N.C.	50000
WBTE	Windsor, N.C.	10000
WJEH	Gallatin, Ohio	10000
WTRT	Massillon, Ohio	2500
KRTG	Albany, Oreg.	2500
WIBG	Philadelphia, Pa.	50000
WBSV	Somerset, Pa.	50000
WPRR	Providence, R.I.	10000
WLNK	Providence, R.I.	500000
WAKN	Aiken, S.C.	10000
WNOX	Knoxville, Tenn.	10000
KWAN	Memphis, Tenn.	100000
KTRM	Beaumont, Tex.	1000
KAML	Kenedy-Karnes City, Tex.	2500
KNIN	Wichita Falls, Tex.	10000
KDYL	Tooele, Utah	10000
WNRV	Narrows-Pearisburg, Va.	50000
WANT	Richmond, Va.	10000
WDDA	Wisconsin Dells, Wis.	50000
1000-299.8		
WVOV	Huntsville, Ala.	100000
WFMJ	Montgomery, Ala.	50000
KMLO	Vista, Cal.	10000
WKMK	Blountstown, Fla.	10000
WJST	Juster, Fla.	10000
WCFL	Chicago, Ill.	50000
WREN	Jenkins, Ky.	10000
WMS	Leominster, Mass.	10000
WXTN	Lexington, Miss.	50000
WQIT	Horseheads, N.Y.	10000
WBQB	Garner, N.C.	2500
WSPF	Hickory, N.C.	50000
KTOK	Okla. City, Okla.	5000
WIOO	Carlisle, Pa.	1000
WYCB	Hemingway, S.C.	5000
WGGG	Waltham, S.C.	10000
KXRB	Sioux Falls, S.D.	10000
KSTA	Coleman, Tex.	2500
KGRI	Henderson, Tex.	2500
WKDE	Altavista, Va.	10000
WHWB	Rutland, Vt.	10000
WBNB	Charlotte-Amalie, Virgin Islands	1000
KOMO	Seattle, Wash.	50000
1010-296.9		
KCAC	Phoenix, Ariz.	5000
KVNC	Winslow, Ariz.	1000
KLRA	Little Rock, Ark.	10000
KCHJ	Delano, Calif.	5000
KCMJ	Palm Sprngs, Calif.	1000
KSAJ	San Fran., Calif.	100000
WCNU	Crestview, Fla.	10000
WBIX	Jacksonville Beach, Fla.	100000
WING	Tampa, Fla.	500000
WGUN	Atlanta-Decatur, Ga.	500000
WCSI	Columbus, Ind.	500000
KSMN	Mason City, Iowa	10000
KIND	Independence, Kans.	2500
WJML	Marion, Ky.	2500
KDLA	DerRider, La.	10000
WSDI	Baltimore, Md.	10000
WITL	Lansing, Mich.	50000
WJSW	Maplewood, Minn.	2500
WMDX	Meridan, Miss.	10000
KCHI	Chillicothe, Mo.	2500
KXEN	Festus-St. Louis, Mo.	500000
WCNL	Newport, N.H.	2500
WINS	New York, N.Y.	50000
WABZ	Albermarle, N.C.	10000
WFGW	Black Mountain, N.C.	500000

kHz	Wave Length	W.P.
WELS	Kinston, N.C.	10000
WIOI	New Boston, Ohio	10000
WUDO	Lewinsburg, Pa.	2500
WHIN	Gallatin, Tenn.	10000
WORM	Savannah, Tenn.	2500
KDJW	Amarillo, Tex.	5000
KODA	Houston, Tex.	50000
KAWA	Waco-Marlin, Tex.	100000
WELK	Charlottesville, Va.	10000
WNEV	Nash, Va.	10000
WPMH	Portsmouth, Va.	50000
WCST	Berkeley Springs, W.Va.	2500
WSPY	Stevens Pt., Wis.	10000
1020-293.9		
KGBS	Los Angeles, Calif.	500000
WCIL	Carbondale, Ill.	10000
WPEO	Peoria, Ill.	100000
KSWS	Osawati, N.M.	50000
KDKA	Pittsburgh, Pa.	50000
1030-291.1		
WBZ	Boston, Mass.	50000
KCTA	Corpus Christi, Tex.	500000
KTWO	Casner, Wyo.	10000
1040-288.3		
KHVV	Honolulu, Hawaii	5000
WHO	Des Moines, Iowa	50000
KIXL	Dallas, Tex.	10000
1050-285.5		
WRFS	Alexander City, Ala.	10000
WCRI	Scottsboro, Ala.	2500
KMYO	Little Rock, Ark.	10000
KTDT	Big Bear Lake, Cal.	2500
KOFY	San Mateo, Calif.	10000
KWSO	Viscay, Calif.	2500
WJSB	Crestview, Fla.	10000
WIVY	Jacksonville, Fla.	10000
WHBO	Tampa, Fla.	2500
WRMF	Titusville, Fla.	5000
WAUG	Augusta, Ga.	50000
WMNZ	Montezuma, Ga.	2500
WZD	Decatur, Ill.	10000
WTOA	Plains, Ind.	10000
KUPK	Garden City, Kan.	50000
WNES	Central City, Ky.	5000
KLPL	Lake Providence, La.	2500
KREB	Shreveport, La.	2500
KVPI	Villa Platte, La.	2500
WNMG	Oakland, Md.	5000
WDMR	Silver Spring, Md.	10000
WPAG	Ann Arbor, Mich.	50000
KLOH	Pipestone, Minn.	10000
WACR	Columbus, Miss.	10000
KMIS	Portageville, Mo.	10000
KSIS	Sedalia, Mo.	10000
WBNC	Conway, N.H.	10000
WCVJ	Peterborough, N.H.	10000
WSEN	Bedford, N.Y.	10000
WYBG	Masena, N.Y.	10000
WJEN	New York, N.Y.	10000
WFSC	Franklin, N.C.	10000
WLON	Lincolnton, N.C.	10000
WGGP	Sanford, N.C.	10000
WZPJ	Cincinnati, Ohio	10000
KCCO	Lafayette, La.	2500
KJMJ	Tulsa, Okla.	10000
KORE	Eugene, Ore.	10000
WBUT	Burrer, Pa.	2500
WSKE	Everett, Pa.	2500
WLVC	Williamsport, Pa.	10000
WYCB	Pastille, P.R.	10000
WMSM	Sparta, Tenn.	10000
KLEN	Kileen, Tex.	2500
KPXE	Liberty, Tex.	2500
KCAS	Staton, Tex.	2500
WGAT	Gate City, Va.	10000
WBRG	Lynchburg, Va.	10000
WCMS	Norfolk, Va.	50000
KBLE	Seattle, Wash.	50000
WCEF	Parkersburg, W.Va.	50000
WOK	Earlsville, Wis.	10000
WKAU		

kHz	Wave Length	W.P.	kHz	Wave Length	W.P.	kHz	Wave Length	W.P.	kHz	Wave Length	W.P.
KHRB	Lockhart, Tex.	250d	WELX	Xenia, Ohio	250d	KBER	San Antonio, Tex.	1000d	KAPT	Salem, Ore.	1000d
KRSP	Salt Lake City, Utah	1000d	KEOR	Atoka, Okla.	5000d	KPUL	Pullman, Wash.	1000d	WJUN	Mexico, Pa.	1000d
1070—280.2			KBNB	Bend, Oreg.	5000	KAYO	Seattle, Wash.	5000	WRIB	Providence, R.I.	1000d
WAPI	Birmingham, Ala.	50000d	WJSM	Martinsburg, Pa.	1000d	WABH	Deerfield, Va.	1000d	WFWL	Camden, Tenn.	250d
KNX	Los Angeles, Calif.	50000d	WNAR	Norristown, Penn.	50000d	WELC	Welch, W. Va.	1000d	WCPL	Etowah, Tenn.	1000d
WIBC	Indianapolis, Ind.	50000d	WHJP	Caguas, P.R.	250	WAXX	Chippewa Falls, Wis.	50000d	KZEE	Weatherford, Tex.	250d
KILR	Estherville, Iowa	250d	WVIM	Providence, R.I.	1000d	1160—258.5			KVLL	Woodville, Tex.	250d
KFDI	Wichita, Kans.	1000d	KDRY	Alamo Heights, Tex.	1000d	WJJD	Chicago, Ill.	50000d	WTBC	Tuscaloosa, Ala.	100d
KHMO	Hannibal, Mo.	5000	1120—267.7			KSL	Salt Lake City, Utah	50000d	WFAX	Fall Church, Va.	5000d
WKDR	Plattsburgh, N. Y.	10000	WUST	Bethesda, Md.	250d	1170—256.3			KASY	Auburn, Wash.	250d
WNCT	Greenville, N.C.	10000	KMOX	St. Louis, Mo.	5000d	WCOV	Montgomery, Ala.	10000	1230—243.8		
WHPE	High Point, N.C.	10000d	WWOL	Buffalo, N.Y.	1000d	KIND	North Pole, Alaska	10000	WAUD	Auburn, Ala.	1000
WKOK	Southbury, Conn.	10000	KPNW	Eugene, Oreg.	5000d	KJND	San Diego, Calif.	50000d	WJBB	Haleyville, Ala.	1000
WMIA	Arcadio, P.R.	500	KCNW	Springfield, Oreg.	5000d	KLOK	San Jose, Calif.	5000d	WBHP	Huntsville, Ala.	1000
WHYZ	Greenville, S.C.	50000d	KCLE	Cleburne, Tex.	250d	KUAD	Windsor, Colo.	1000d	WNUZ	Tallegada, Ala.	1000
WFLI	Lookout Mtn., Tenn.	50000d	1130—265.3		KOHO	Honolulu, Hawaii	5000	WNUZ	Tallegada, Ala.	1000	
WDIA	Memphis, Tenn.	50000	KRDU	Durham, Calif.	1000	WLBH	Mattoon, Ill.	250d	KIFW	Sitka, Alaska	250
KOPY	Alices, Tex.	1000	KSDO	San Diego, Calif.	50000d	KSTT	Davenport, Iowa	1000	KSUN	Esibee, Ariz.	250
KNNN	Frisco, Tex.	250d	WPUU	Barlow, Fla.	50000	WLEO	Orleans, Mass.	10000	KAAA	Kingsman, Ariz.	1000
KENR	Houston, Tex.	5000d	WMGA	Moultrie, Ga.	10000	KVOD	Cornwall, N.Y.	50000	KRIZ	Phoenix, Ariz.	250
WINA	Charlottesville, Va.	5000	KLEI	Kailua, Hawaii	10000	WLEO	Ponca, Okla.	10000	KATO	Safford, Ariz.	250
WCIR	Berkeley, W. Va.	10000d	KLEY	Wellington, Kan.	250d	KPUG	Bellingham, Wash.	5000	KINO	Winslow, Ariz.	250
WKOW	Madison, Wis.	10000	KWKH	Shreveport, La.	50000	WVVA	Wheeling, W. Va.	5000	KCON	Conway, Ark.	1000
1080—277.6			WCAR	Detroit, Mich.	50000	WLKE	Waupun, Wis.	10000d	KGEE	Bakersfield, Calif.	1000
WKAC	Athens, Ala.	1000d	WDGY	Minneapolis, Minn.	50000	1180—254.1		KWTC	Barstow, Calif.	1000	
KSCO	Santa Cruz, Calif.	10000	KBLR	Bolivar, Mo.	250d	WLDS	Jacksonville, Ill.	1000d	KBS	Bishop, Calif.	1000
WTIC	Hartford, Conn.	50000	WNEW	New York, N.Y.	50000	KOFI	Kalspell, Mont.	50000	KXO	El Centro, Calif.	250
WCGC	Coral Gables, Fla.	10000	WPYB	Benson, N.C.	1000d	WHAM	Rochester, N.Y.	50000	KCAE	Fort Bragg, Calif.	1000
WFIV	Kissimmee, Fla.	50000d	WASP	Brownsville, Pa.	1000d	1190—252.0		KGFJ	Los Angeles, Calif.	1000	
WJOE	Port St. Joe, Fla.	1000d	KBGH	Memphis, Tex.	1000d	WAYD	Ozark, Ala.	1000d	KPRL	Paso Robles, Calif.	1000
WBIE	Marquette, Ga.	10000d	WDTM	Selmer, Tenn.	250d	KRDS	Tolleson, Ariz.	250	KRDD	Redding, Calif.	250
WPOK	Port J., Ill.	10000d	WISN	Milwaukee, Wis.	50000	KMCW	Augusta, Ark.	250d	KEXO	Grand Junction, Colo.	1000
WNWI	Valparaiso, Ind.	50000d	1140—263.0		KEZY	Anaheim, Calif.	5000	KBR	Chattanooga, Colo.	1000	
KOAK	Red Oak, Iowa	500d	KRAK	Sacramento, Calif.	50000	KNBA	Vallejo, Cal.	1000d	KDZA	Pueblo, Colo.	1000d
WKLO	Louisville, Ky.	10000	KKNAB	Burlington, Colo.	1000d	WAVS	Ft. Lauderdale, Fla.	1000d	KGUE	Stirling, Colo.	1000d
WOAP	Owosso, Mich.	1000d	WQBA	Midland, Fla.	1000d	WQO	Ft. Wayne, Ind.	50000	WINF	Manchester, Conn.	1000
KYMN	Northfield, Minn.	1000d	KGEB	Beaumont, N.Y.	50000	WANN	Annapolis, Md.	10000d	WGGG	Gainesville, Fla.	1000
KYMO	East Prairie, Mo.	250d	WSVJ	Peik, Idaho	1000d	WKOX	Framingham, Mass.	1000d	WONN	Lakeland, Fla.	1000
WUFO	Amherst, N.Y.	10000d	WAWK	Kendallville, Ind.	250d	KHAD	DeSoto, Mo.	1000d	WMAF	Madison, Fla.	1000
WEWO	Laurinburg, N.C.	50000d	KNEI	Waukon, Iowa	1000d	KPAR	Albuquerque, N. M.	1000d	WSBB	New Smyrna Beach, Fla.	1000
WKGX	Lenoir, N.C.	50000d	KLIB	Liberty, Mo.	500d	WLBN	New York, N.Y.	10000	KNVY	Pensacola, Fla.	1000
WDRR	Murfreesboro, N.C.	1000d	KPWB	Piedmont, Mo.	1000d	WLBW	Atlanta, Ga.	500d	WCNH	Quincy, Fla.	1000d
KNDK	Langdon, N.D.	1000d	KLUC	Las Vegas, Nev.	1000d	WIXE	Monroe, N.C.	500d	WJND	W. Palm Beach, Fla.	250
WMYR	Sidney, O.	250d	KLPR	Oklahoma City, Okla.	1000d	KEX	Portland, Oreg.	50000	WBIA	Augusta, Ga.	1000d
KWJJ	Portland, Oreg.	50000d	WAZ	San Juan, P.R.	1000d	WRRI	Rio Piedras, P.R.	500	WBLD	Dalton, Ga.	1000
WEEP	Pittsburg, Pa.	50000d	KSOU	Sioux Falls, S. Dak.	10000	WBMJ	San Juan, P.R.	10000	WXLJ	Dublin, Ga.	1000
WEY	Waynesburg, Pa.	250	KORC	Mineral Wells, Tex.	250d	KLIF	Dallas, Tex.	5000	WFOM	Marietta, Ga.	1000
KRLD	Dallas, Tex.	50000	WRVA	Richmond, Va.	50000	WAMB	Donelson, Tenn.	250d	WSOK	Savannah, Ga.	1000
WKBY	Chatham, Va.	1000d	1150—260.7		1200—249.9			WAYX	Waycross, Ga.	1000	
1090—275.1			WGEA	Geneva, Ala.	1000d	WOAI	San Antonio, Tex.	50000	KBAR	Burley, Idaho	1000
KAAY	Little Rock, Ark.	50000	WJRO	Tuscaloosa, Ala.	5000	1210—247.8		KORT	Orangeville, Ida.	1000	
KNCR	Fortuna, Cal.	10000d	KCKY	Coolidge, Ariz.	1000	KZOO	Honolulu, Hawaii	1000	KRXK	Rexburg, Idaho	1000
WQIK	Jacksonville, Fla.	50000d	KXLR	No. Little Rock, Ark.	5000	WILY	Centralia, Ill.	1000d	WJBC	Bloomington, Ill.	1000
WSD	Monticello, Fla.	1000d	KRKO	Los Angeles, Calif.	5000	WKXN	Saginaw, Mich.	10000d	WHQA	Moline, Ill.	1000
WBAF	Barnesville, Ga.	1000d	KPLS	Santa Rosa, Calif.	5000	WADE	Wadesboro, N.C.	1000d	WCOO	Sparta, Ill.	250
WCRA	Effingham, Ill.	1000d	KGMC	Englewood, Colo.	1000d	WADE	Wadesboro, N.C.	1000d	WJOB	Hammond, Ind.	1000
WGLC	Mendota, Ill.	250d	WCN	Midtown, Conn.	1000d	WAVI	Dayton, Ohio	250d	WSAL	Logansport, Ind.	1000
KHAI	Honolulu, Hawaii	5000	WDEL	Wilmington, Del.	5000	WBY	Dayton, Ohio	250d	WTCJ	Tell City, Ind.	1000
WFWR	Fort Wayne, Ind.	1000d	WNOB	Daytona Bch., Fla.	1000	KBYN	Clyden, Okla.	1000	WBTW	Terre Haute, Ind.	1000
KVDB	Sioux City, Iowa	1000d	WTMP	Tampa, Fla.	5000d	WCAU	Philadelphia, Pa.	50000	WHLR	Honolulu, Hawaii	1000d
KWSW	Waukegan, Iowa	1000d	WFPM	Fort Valley, Ga.	1000d	WHBY	Salinas, P.R.	1000d	WHOP	Danville, Ky.	1000d
WSLG	Donaldsonville, La.	500d	WJEM	Valdosta, Ga.	1000d	1220—245.8		WHOR	Hopkinsville, Ky.	1000d	
WBAL	Baltimore, Md.	50000d	WCGH	Marion, Ill.	5000d	WAQY	Birmingham, Ala.	1000d	WAND	Pineville, Ky.	1000d
WILD	Boston, Mass.	1000d	WYFE	Rockford, Ill.	500d	WABF	Fairhope, Ala.	1000d	KLIC	Monroe, La.	1000d
WMUS	Muskegon, Mich.	1000d	KWKY	Des Moines, Iowa	1000	KVSA	McGehee, Ark.	1000d	WBSK	New Orleans, La.	1000d
WTAK	Garden City, Mich.	250d	WIFF	Auburn, Ind.	250d	KLIP	Fowler, Calif.	250d	WBLO	Beloit, La.	1000
KEXS	Excelsior Springs, Mo.	250d	KSAL	Salina, Kans.	5000	KIBE	Palo Alto, Cal.	5000d	WBNE	Barnesville, Ga.	250
1090—275.1			WMST	Mt. Sterling, Ky.	500d	KFCB	Denver, Colo.	1000d	WQJR	Calais, Maine	1000d
WKTE	King, N.C.	1000d	WLDC	Monroeville, Ky.	1000d	WCDD	Hamden, Conn.	1000d	WSDY	Madawaska, Me.	1000d
KTGO	Tioga, N.O.	250d	WJBD	Baton Rouge, La.	5000	WOCJ	Arlington, Fla.	1000d	WTH	Baltimore, Md.	1000d
WMWM	Wilmington, O.	1000d	WCHM	Skowhegan, Maine	5000d	WACY	Kissimmee, Fla.	1000d	WCUM	Cumberland, Md.	1000d
WKSP	Kingsree, S.C.	500d	WHMC	Gaithersburg, Md.	1000	WLTD	Miami, Fla.	250d	WMNB	No. Adams, Mass.	1000d
WBZB	Selma, N.C.	1000d	WCOP	Boston, Mass.	5000	WSAF	Sarasota, Fla.	1000d	WESX	Salem, Mass.	1000d
WENR	Englewood, Tenn.	1000d	WCEN	Mt. Pleasant, Mich.	1000d	WCLB	Camilla, Ga.	1000d	WNEB	Worcester, Mass.	1000
WKIM	Hartsville, Tenn.	250d	KASM	Albany, Minn.	1000d	WPLK	Rockmart, Ga.	500d	WJEF	Grand Rapids, Mich.	1000d
WGOC	Kingsport, Tenn.	1000d	KRMS	Osage Beach, Mo.	1000d	WFT	Thomaston, Ga.	250d	WKIB	River Ridge, Mich.	1000d
KANN	Ogden, Utah	1000d	KDEF	DeFoli, N. M.	5000	WLPD	LaSalle, Ill.	1000d	WMPC	Lapeer, Mich.	1000
KING	Seattle, Wash.	50000	WRUN	Utica, N.Y.	5000	WKRS	Waukegan, Ill.	1000d	WSSO	St. Ste. Marie, Mich.	1000
WISS	Berlin, Wis.	500d	WBAG	Burlington, N.C.	1000d	WLSM	Salem, Ind.	5000d	WSTK	Sturgis, Mich.	1000
1100—272.6			WGBR	Goldsboro, N.C.	5000	KJAN	Atlantic, Iowa	250d	WKLK	Cloquet, Minn.	1000
WLB	Carrollton, Ga.	1000d	WCUE	Cuyahoga Falls, Ohio	1000d	KOUR	Independence, Iowa	250d	WKHS	Wheatfield, Minn.	1000
WHLI	Hempstead, N.Y.	10000d	WIMA	Lima, Ohio	1000	KQD	Ottawa, Kans.	250d	KSM	Mankato, Minn.	1000
WKYC	Cleveland, O.	50000	KNEC	Keokuk, Iowa	1000	WFKN	Franklin, Ky.	1000d	KMRS	Morris, Minn.	250
WGPA	Bethlehem, Pa.	250d	KAGO	Klamath Falls, Oreg.	5000d	WCLC	Shreveport, La.	250d	KTRF	Thief Riv. Falls, Minn.	1000
1110—270.1			KKEY	Portland, Ore.	5000d	WLBI	Denham Springs, La.	250d	KWNO	Winona, Minn.	1000d
WB	Bay Minette, Ala.	10000d	WHUN	Huntington, Pa.	1000d	WSME	Sanford, Maine	1000d	WCMA	Corinth, Miss.	1000
WBIB	Centerville, Ala.	1000d	WYNS	Leighton, Pa.	1000d	WBCH	Hastings, Mich.	250d	WSSO	Stevensburg, Miss.	1000
KRLA	Pasadena, Cal.	50000	WKPA	New Kensington, Pa.	1000d	WAVN	Stillwater, Minn.	5000d	WYFZ	Yazoo City, Miss.	1000
KFOP	Roseville, Cal.	500	WDIX	Orangeburg, S.C.	5000	WMD	Hazlehurst, Miss.	250d	KWOT	Joplin, Mo.	1000
WALT	Tamworth, Fla.	250d	WTCO	Chick Hill, S.C.	1000d	KYCM	Clarks Grove, Mo.	250d	KLDE	Lebanon, Mo.	1000
WBS	Calhoun, Ga.	5000d	WSNW	Seneca, S.C.	1000d	KBMH	Branson, Mo.	1000d	KWBX	Moherly, Mo.	1000d
KIPA	Hilo, Hawaii	1000	KIMM	Rapid City, S. Dak.	5000d	KLPW	Union, Mo.	1000d	KLVN	Van Buren, Mo.	1000
WMBI	Chicago, Ill.	5000d	WGOW	Chattanooga, Tenn.	5000	WLBK	Keene, N.H.	1000d	KXLO	Lewistown, Mont.	1000
WKDZ	Cadiz, Ky.	1000d	WCRK	Morristown, Tenn.	1000	WGNV	Newburgh, N.Y.	5000d	KLLB	Libby, Mont.	1000
WFCG	Franklinton, La.	1000d	WTAW	College Station, Tex.	1000d	WSOQ	N. Syracuse, N.Y.	1000d	KTNC	Falls City, Nebr.	1000
WUNN	Mason, Mich.	1000d	KZZT	Corpus Christi, Tex.	1000d	WKMT	Kings Mtn., N.C.	1000d	KHAS	Hastings, Neb.	1000
WML	Petersburg, Mich.	1000d	KICE	El Paso, Tex.	1000d	WENC	Whiteville, N.C.	5000d	KELY	Ely, Nev.	250
WKRA	Holly Springs, Miss.	1000d	KVIL	Highland Park, Tex.	1000d	WERT	Van Wert, Ohio	250d	KLVN	Las Vegas, Nev.	250
KFAB	Omaha, Nebr.	50000	KJBC	Midland, Tex.	1000d	WGBR	Cleveland, Ohio	50000	KCBN	Reno, Nev.	1000d
WSFW</											



Learning electronics at home is faster, easier, more interesting with new achievement kit

GET A FASTER START IN THE COURSE YOU CHOOSE WITH NRI'S REMARKABLE ACHIEVEMENT KIT

When you enroll with NRI we deliver to your door everything you need to make a significant start in the Electronics field of your choice. This remarkable, new starter kit is worth many times the small down payment required to start your training. And it is only the start . . . only the first example of NRI's unique ability to apply 50 years of home-study experience to the challenges of this Electronics Age. Start your training this exciting, rewarding way. No other school has anything like it. What do you get? The NRI Achievement Kit includes: your first set of easy-to-understand "bite-size" texts; a rich, vinyl desk folder to hold your training material in orderly fashion; the valuable NRI Radio-TV Electronics Dictionary; important reference texts; classroom tools like pencils, a ball-point pen, an engineer's ruler; special printed sheets for your lesson answers—even a supply of pre-addressed envelopes and your first postage stamp.

Only NRI offers you this pioneering method of "3 Dimensional" home-study training in Electronics, TV-Radio . . . a remarkable teaching idea unlike anything you have ever encountered. Founded more than half a century ago—in the days of wireless—NRI pioneered the "learn-by-doing" method of home-study. Today, NRI is the oldest, largest home-study Electronics school. The NRI staff of more than 150 dedicated people has made course material entertaining and easy to grasp. NRI has simplified, organized and dramatized subject matter so that any ambitious man—regardless of his education—can effectively learn the Electronics course of his choice.

DISCOVER THE EXCITEMENT OF NRI TRAINING

Whatever your reason for wanting knowledge of Electronics, you'll find the NRI "3 Dimensional" method makes learning exciting, fast. You build, test, experiment, explore. Investigate NRI training plans, find out about the NRI Achievement Kit. Fill in and mail the postage-free card. No salesman will call. NATIONAL RADIO INSTITUTE, Electronics Division, Washington, D. C. 20016



ELECTRONICS COMES ALIVE AS YOU LEARN BY DOING WITH CUSTOM TRAINING EQUIPMENT

Nothing is as effective as learning by doing. That's why NRI puts so much emphasis on equipment, and why NRI invites comparison with equipment offered by any other school, at any price. NRI pioneered and perfected the use of special training kits to aid learning at home. You get your hands on actual parts like resistors, capacitors, tubes, condensers, wire, transistors and diodes. You build, experiment, explore, discover. You start right out building your own professional vacuum tube voltmeter with which you learn to measure voltage and current. You learn how to mount and solder parts, how to read schematic diagrams. Then, you progress to other experimental equipment until you ultimately build a TV set, an actual transmitter or a functioning computer unit (depending on the course you select). It's the practical, easy way to learn at home—the priceless "third dimension" in NRI's exclusive Electronic TV-Radio training method.


SIMPLIFIED, WELL-ILLUSTRATED "BITE-SIZE" LESSON TEXTS PROGRAM YOUR TRAINING

Lesson texts are a necessary part of training, but only a part. NRI's "bite-size" texts are as simplified, direct and well-illustrated as half a century of teaching experience can make them. The amount of material in each text, the length and design, is precisely right for home-study. NRI texts are programmed with NRI training kits to make things you read come alive. As you learn, you'll experience all the excitement of original discovery. Texts and equipment vary with the course. Choose from major training programs in TV-Radio Servicing, Industrial Electronics and Complete Communications. Or select one of seven special courses to meet specific needs. Check the courses of most interest to you on the postage-free card and mail it today for your free catalog.

Available Under
**NEW
GI BILL**

If you served since
January 31, 1955, or
are in service, check GI
line in postage-free card.

custom training kits "bite-size" texts



WHITE'S RADIO LOG

kHz	Wave Length	W.P.	kHz	Wave Length	W.P.	kHz	Wave Length	W.P.
WBGC	Chinley, Fla.	1000	KGY	Olympia, Wash.	1000	WBNR	Beacon, N.Y.	1000d
WLCO	Eustis, Fla.	1000	KQOY	Bluefield, W. Va.	1000	WBDR	Syracuse, N.Y.	5000
WJSP	Ft. Myers, Fla.	1000	WTIP	Charleston, W. Va.	1000	WGWV	Asheboro, N.C.	5000
WMMB	Melbourne, Fla.	1000	WDNE	Elkins, W. Va.	1000	WQD	Edenton, N.C.	1000d
WFOY	St. Augustine, Fla.	1000	WOMT	Manitowoc, Wis.	1000	WIXY	Cleveland, Ohio	5000
WBHB	Fitzgerald, Ga.	1000	WIBU	Poynette, Wis.	1000	WNXT	Portsmouth, Ohio	5000
WDUN	Gainesville, Ga.	1000	WOBT	Rhineland, Wis.	1000	KWSH	Wewoka-Seminole, Okla.	1000
WLAG	LaGrange, Ga.	1000	WJMC	Rice Lake, Wis.	1000	KMCM	McMinnville, Oreg.	1000
WBML	Macon, Ga.	1000	KFCB	Cheyenne, Wyo.	1000	WYWN	Erie, Pa.	5000
WMLK	Statesboro, Ga.	1000	KEVA	Evanston, Wyo.	1000	WPHB	Phillipsburg, Pa.	5000d
WPAX	Thomasville, Ga.	1000	WASL	Little Rock, Ark.	1000	WISD	Ponce, P.R.	1000
WTWA	Thomas, Ga.	250	KRAL	Rawlins, Wyo.	500	WJMU	Greenville, S.C.	5000d
KVNI	Coeur d'Alene, Idaho	1000	KTHE	Thermopolis, Wyo.	1000	WJOT	Lake City, S.C.	1000d
KFLI	Mountain Home, Idaho	250				KWYR	Winner, S.Dak.	5000d
KMCL	McCall, Ida.	500	1250—239.9			WN00	Chattanooga, Tenn.	1000d
WCRW	Coateello, Ida.	1000d	WZOB	Ft. Payne, Ala.	1000d	WMCH	Church Hill, Tenn.	1000d
WCRW	Chicago, Ill.	1000	WETU	Wetumpka, Ala.	5000d	WDKN	Dickson, Tenn.	1000d
WEDC	Chicago, Ill.	250	KSWW	Wickenburg, Ariz.	500d	WCLC	Jamestown, Tenn.	1000d
WSSC	Chicago, Ill.	1000	KHIL	Willcox, Ariz.	5000d	KSPJ	Dalhart, Tex.	1000d
WBEQ	Harrisburg, Ill.	1000	KFAY	Fayetteville, Ark.	1000d	KPSO	Falfurrias, Tex.	500d
WTAX	Springfield, Ill.	1000	KHOT	Little Rock, Ark.	1000d	KWFR	San Angelo, Tex.	1000d
WSDR	Sterling, Ill.	500	KHOT	Madera, Calif.	500d	KTFE	Tulia, Tex.	1000d
WASHE	Anderson, Ind.	1000	KTMS	Santa Barbara, Calif.	1000	KTAE	Taylor, Tex.	1000d
KDRI	Decorah, Iowa	1000	KDHI	Twenty-Nine Palms, Calif.	1000d	WCHV	Charlottesville, Va.	1000d
KWLC	Decorah, Iowa	1000	KMSL	Ukiah, Cal.	1000	WJHJ	Christiansburg, Va.	1000d
KBIZ	Ottumwa, Iowa	1000	WNER	Live Oak, Fla.	1000d	KWJQ	Moses Lake, Wash.	1000d
KICD	Spencer, Iowa	1000	WDAE	Tampa, Fla.	500d	WVWV	Grafton, W. Va.	500d
KIUL	Garden City, Kans.	1000	WLYB	Albany, Ga.	1000d	WWIS	Black River Falls, Wis.	1000d
KAKE	Wichita, Kans.	250	WYTH	Madison, Ga.	1000d	WEKZ	Monroe, Wis.	1000d
WLNK	Louisville, Ky.	1000	WIZZ	Streator, Ill.	500d	WOCO	Oconto, Wis.	1000d
WFTM	Maysville, Ky.	1000	WGL	Ft. Wayne, Ind.	1000d	KPOW	Powell, Wyo.	5000
WPKE	Pikeville, Ky.	1000	WRAY	Princeton, Ind.	1000d			
WSFC	Somersett, Ky.	1000	KCF	Cedar Falls, Iowa	500d	1270—236.1		
KASO	Minden, La.	1000	KFL	Lawrence, Kans.	5000	WGSV	Guntersville, Ala.	1000d
KANE	New Iberia, La.	1000	WREN	Topeka, Kans.	500d	WZAM	Wicham, Alaska	1000d
WCOD	Lewiston, Maine	1000	WNVL	Nicholsville, Ky.	500d	KBYR	Anchorage, Alaska	1000d
WMLK	Lincolnton, Me.	1000	WLCK	Scottsville, Ky.	500d	KDJI	Holbrook, Ariz.	5000d
WCEM	Cambridge, Md.	1000	WUGY	Bangor, Maine	5000d	KADL	Pine Bluff, Ark.	5000d
WWEJ	Hagerstown, Md.	1000	WARE	Ware, Mass.	1000	KBLC	Lakeport, Calif.	1000d
WHA1	Greenfield, Mass.	1000	WDXB	Bay City, Mich.	1000d	KGOL	Palm Desert, Cal.	1000d
WOCB	W. Yarmouth, Mass.	1000	GRF	Forest Hills, Minn.	1000d	KCOK	Tulare, Calif.	5000
WATT	Cadillac, Mich.	1000	KCUR	Red Wing, Minn.	1000d	WNOG	Naples, Fla.	500d
WCBY	Cheboygan, Mich.	1000	WHNY	McComb, Miss.	500d	WORJ	Orlando, Fla.	5000d
WJPD	Interpeming, Mich.	1000	KBTC	Houston, Mo.	1000d	WTNT	Tallahassee, Fla.	500d
WJIM	Lansing, Mich.	1000	WMBR	Manchester, N.H.	500d	WKRW	Cartersville, Ga.	500d
WMFG	Hibbing, Minn.	1000	WPTS	Morristown, N.J.	5000d	WHYD	Columbus, Ga.	5000d
KPRM	Park Rapids, Minn.	1000	WFR	Tienferdona, N.Y.	1000d	WJJC	Commerce, Ga.	1000d
WJDN	St. Cloud, Minn.	1000	WFB	Farmville, N.C.	500d	KNDI	Honolulu, Hawaii	500d
WMPA	Aberdeen, Miss.	1000	WDXB	Hamlet, N.C.	1000d	KTFI	Twin Falls, Idaho	1000d
WGRD	Greenwood, Miss.	250	WBRM	Marion, N.C.	1000d	WEIC	Charleston, Ill.	5000d
WCMC	Gulfport, Miss.	1000	WCHO	Washington Court House, Ohio	500d	WCMR	Elkhart, Ind.	5000
WNIS	Natchez, Miss.	1000	WLEM	Emporium, Pa.	1000d	WACA	Gary, Ind.	5000
KFMO	Flat River, Mo.	1000	WPEL	Montrose, Pa.	1000d	WORX	Madison, Ind.	1000d
KWOS	Jefferson City, Mo.	1000	WTAE	Pittsburgh, Pa.	1000d	KSCB	Liberal, Kans.	1000d
KNEM	Nevada, Mo.	250	WNOW	York, Pa.	5000d	WAIN	Columbia, Ky.	1000d
KCBH	Billings, Mont.	1000	WTMA	Charleston, S.C.	500d	WFUL	Fulton, Ky.	1000d
KLIZ	Gasquet, Mont.	1000	WCKM	Winnsboro, S.C.	500d	KVCL	Winfield, La.	1000d
KBLL	Helena, Mont.	1000	WKBL	Covington, Tenn.	1000d	WUOK	Cumberland, Md.	5000
KFOR	Lincoln, Nebr.	1000	WKYZ	Madisonville, Tenn.	500d	WSPR	Springfield, Mass.	5000
KODY	North Platte, Nebr.	1000	KPRE	Paris, Tenn.	500d	WXYZ	Detroit, Mich.	5000
KELK	Elko, Nev.	1000	KPKA	Port Arthur, Tex.	5000	KWEB	Rocheater, Minn.	5000
WFTN	Franklin, N.H.	250	KUKA	San Antonio, Tex.	1000d	WYOM	Iuka, Miss.	1000d
WSDJ	Stratton, N. J.	160d	KIKZ	Seminole, Tex.	1000d	WLSM	Louisville, Miss.	5000d
KAVE	Carlsbad, N. Mex.	160d	KVEL	Vernal, Utah	5000d	KUSM	St. Joseph, Mo.	1000d
KCLV	Glovis, N. Mex.	1000	WDAV	Danville, Va.	500d	KFBD	Waynesville, Mo.	500d
WGBB	Freeport, N.Y.	1000	WDAV	Saratoga Lake, N.Y.	1000	KQUB	Sparks, Nev.	5000d
WGTVA	Geneva, N.Y.	1000	WEER	Warrenton, Va.	1000	WTSN	Dover, N.H.	5000
WJTN	Jamestown, N.Y.	500	WWSU	Pullman, Wash.	5000	WDVL	Vineeland, N.J.	5000
WYOS	Liberty, N. Y.	1000	KTW	Seattle, Wash.	5000	KINW	Alamogordo, N.M.	1000d
WNBJ	Watkins, N. Y.	1000	WEMP	Milwaukee, Wis.	5000	WHLD	Niagara Falls, N.Y.	5000d
WSNY	Schenectady, N.Y.	1000				WDLA	Walton, N.Y.	1000d
WATN	Watertown, N. Y.	1000	WCRT	Birmingham, Ala.	5000d	WCGC	Belmont, N.C.	1000
WPNF	Brevard, N.C.	1000	KCPN	Casa Grande, Ariz.	1000d	WPMP	Smithfield, N.C.	5000d
WIST	Charlotte, N.C.	1000	KCCB	Casa Grande, Ariz.	1000d	KBOM	Mandan, N.Dak.	1000
WJNC	Jacksonville, N.C.	1000	KBHC	Nashville, Ark.	500d	WILE	Cambridge, Ohio	1000d
WRNC	Raleigh, N.C.	1000	KGIL	San Fernando, Calif.	5000	KWPR	Claremore, Okla.	500d
WUNC	Wilkesboro, N.C.	250	KYA	San Francisco, Calif.	5000	KAJO	Grants Pass, Oreg.	5000d
KDLR	Devils Lake, N.Dak.	250	KSNO	Aspen, Colo.	5000d	WLBK	Lebanon, Pa.	5000
WBBW	Youngstown, Ohio	1000	WCRT	Birmingham, Ala.	5000d	WBHC	Hampton, S.C.	1000d
WHIZ	Zanesville, Ohio	1000	WNTT	Westport, Conn.	1000d	KNWC	Sloux Falls, S.Dak.	1000d
KVSD	Ardmore, Okla.	1000	WNRK	Newark, Del.	1000d	WLK	Newport, Tenn.	5000
KBK	Elk City, Okla.	250	WDOC	Washington, D.C.	5000	KIOX	Bay City, Tex.	1000
KBEL	Idabel, Okla.	1000	WFTW	Ft. Walton Beach, Fla.	1000d	KHEH	Big Spring, Tex.	1000d
KOKL	Oklmulgee, Okla.	1000	WWDK	Miami, Fla.	5000	KEPS	East Port, Tex.	1000d
KFLY	Corvallis, Oreg.	1000	WVFC	Virginia Beach, Va.	1000d	KFJZ	Fort Worth, Tex.	5000
KTIX	Pendleton, Oreg.	1000	WVOK	Orlando, Fla.	1000d	WTDN	Newport News, Va.	1000d
KPRB	Redmond, Oreg.	1000	WVFP	Palatka, Fla.	5000	WHEO	Stuart, Va.	1000d
KQEN	Roseburg, Oreg.	1000	WVFL	Palatka, Fla.	5000	KVCL	Colville, Wash.	1000d
WRTA	Altoona, Pa.	1000	WVBB	Blakely, Ga.	1000d	KBAM	Longview, Wash.	5000d
WHUM	Reading, Pa.	1000	WVJH	East Point, Ga.	5000d	WRBY	Houston, Wis.	5000d
WSEW	Scranton, Pa.	1000	KTEE	Idaho Falls, Ida.	5000d	WWJC	Superior, Wis.	5000d
WBAX	Wilkes-Barre, Pa.	1000	KWEI	Weiser, Ida.	1000d	KIML	Gillette, Wyo.	5000
WALO	Humacao, P.R.	1000	WIBV	Bellefonte, Ill.	5000	1280—234.2		
WOWN	Woonsocket, R.I.	1000	WFBM	Indianapolis, Ind.	5000	WPID	Piedmont, Ala.	1000d
WKDK	Newberry, S.C.	1000	WBOB	Boonville, Ind.	2500d	WNPT	Yulcaosola, Ala.	5000
WDXV	Sumter, S.C.	1000	KWHK	Hutchinson, Kans.	1000d	KHEP	Phoenix, Ariz.	1000d
KCCR	Frederick, S. D.	1000	WAIL	Baton Rouge, La.	1000d	KNBY	Newport, Ark.	1000d
WELR	Elizabethton, Tenn.	1000	WEZE	Boston, Mass.	5000	KOAG	Arroyo Grande, Cal.	1000d
WBIR	Knoxville, Tenn.	1000	WALM	Alblon, Mich.	1000d	KNCG	Fort Cox, Cal.	5000d
WKDA	Nashville, Tenn.	1000	WJBL	Holland, Mich.	5000	KFOX	Long Beach, Calif.	1000
WENK	Union City, Tenn.	1000	KROX	Crookston, Minn.	1000	KJOY	Stockton, Calif.	1000d
KVLF	Alpine, Tex.	1000	KDQZ	Hutchinson, Minn.	2500d	KTLK	Denver, Colo.	5000
KEAN	Brownwood, Tex.	1000	WGVN	Greenville, Miss.	5000d	WSUX	Suiford, Del.	1000d
KORA	Bryant, Tex.	1000	WNSL	Laurel, Miss.	5000d	WDSP	DeFuniak Springs, Fla.	5000d
KOCA	Kilgore, Tex.	1000	WCBA	Ripley, Miss.	500d	WIPC	Lake Wales, Fla.	1000d
KSOX	Raymondville, Tex.	250	KGBX	Springfield, Mo.	5000	WIPD	Sarasota, Fla.	5000
KXOX	Sweetwater, Tex.	1000	KIMB	Kimball, Nebr.	1000d			
WSKI	Montpelier, Vt.	1000	WBUD	Trenton, N.J.	1000d			
WSSV	Petersburg, Va.	1000	KVSF	Santa Fe, N.Mex.	1000d			
WRBY	Roanoke, Va.	1000						
WTON	Staunton, Va.	1000						
KXLE	Ellensburg, Wash.	1000						

kHz	Wave Length	W.P.	kHz	Wave Length	W.P.	kHz	Wave Length	W.P.	kHz	Wave Length	W.P.	
WIBB	Macon, Ga.	5000d	1300—230.6	WTLB	Utica, N.Y.	1000	WLOL	Minneapolis, Minn.	5000			
WMRO	Aurora, Ill.	1000d	WBSA	Boaz, Ala.	1000d	WISE	Asheville, N.C.	5000	WFTO	Fulton, Miss.	1000d	
WGBF	Evansville, Ind.	5000	WTLJ	Tallahassee, Ala.	1000d	WKTG	Charlotte, N.C.	1000d	WJPR	Greenville, Miss.	1000	
KCOB	Newton, Iowa	1000d	WEZQ	Winfield, Ala.	1000d	WTKR	Durham, N.C.	5000	WQAL	Meridian, Miss.	5000d	
KSOK	Arkansas City, Kans.	1000	WZAC	Windsor, Ark.	1000d	KNZY	Grand Forks, N. Dak.	5000	KKUK	Willow Springs, Mo.	1000d	
WCPM	Cumbers, Ky.	1000d	KWCB	Searcy, Ark.	1000d	WTAH	Kearney, Neb.	1000d	KGAT	Galien, N. Mex.	5000	
WIXI	Lancaster, Ky.	1000d	KROP	Brawley, Calif.	1000	KNPT	Newport, Oreg.	5000	WEVD	New York, N.Y.	5000	
WDSU	New Orleans, La.	5000	KYNO	Fresno, Calif.	5000	WBFD	Bedford, Pa.	1000d	WPOW	New York, N.Y.	5000	
KWCL	Oakgrove, La.	1000d	KMFB	Mendocino, Cal.	1000d	WGSA	Ephrata, Pa.	5000d	WEBO	Owego, N.Y.	1000d	
WABK	Gardiner, Me.	5000	KWVK	Pasadena, Calif.	5000	WNAE	Warren, Pa.	5000	WHAZ	Troy, N.Y.	1000	
WEIM	Fitchburg, Mass.	5000d	KVOR	Colorado Springs, Colo.	5000	WDKD	Kingstree, S.C.	5000d	WKVO	Havlock, N.C.	1000d	
WYFC	Alma, Mich.	5000d	WAVZ	New Haven, Conn.	1000	WDDT	Chattanooga, Tenn.	5000	WVFB	Greenville, S.C.	5000	
WWTG	Minneapolis, Minn.	5000	WRKT	Cocoa Beach, Fla.	5000	WDXI	Jackson, Tenn.	5000	WFIN	Findlay, Ohio	1000d	
KWDX	Northridge, Minn.	1000	WFFF	Marathon, Fla.	500	WBNT	Oneida, Tenn.	1000d	WKOY	Wellston, Ohio	500d	
WSCO	Taylorville, Miss.	500d	WSFR	Sanford, Fla.	500	KZIP	Amarillo, Tex.	1000d	WELW	Wellington, Ohio	500d	
KDKD	Clinton, Mo.	1000d	WSOL	Tampa, Fla.	5000d	WRR	Dallas, Tex.	5000	KPOJ	Portland, Oreg.	5000	
KYRO	Potosi, Mo.	500	WNTM	Moultrie, Ga.	5000	KOYL	Odessa, Tex.	1000d	WBLF	Bellevonte, Pa.	500d	
KCNI	Broken Bow, Nebr.	1000d	WNEA	Newman, Ga.	5000	KBUC	San Antonio, Tex.	5000	WRLE	erie, Pa.	5000	
KTOO	Henderson, Nev.	5000d	WIMO	Winder, Ga.	1000d	WEEL	Fairfax, Va.	5000	WLAT	Conway, S. C.	5000	
KRZE	Farmington, N. Mex.	5000d	WKOZ	Lewiston, Idaho	5000	WGH	Newport News, Va.	5000	WFCB	Greenville, S.C.	5000	
WADO	New York, N.Y.	5000	WTAQ	La Grange, Ill.	5000	WARY	Providence, R.I.	1000d	WAEW	Crossville, Tenn.	1000d	
WRDC	Rochester, N.Y.	5000	WFRX	W. Frankfort, Ill.	1000d	WIBA	Madison, Wis.	5000	WTRD	Dyersburg, Tenn.	500d	
WSAT	Salisbury, N.C.	1000	WHLT	Huntington, Ind.	500d	1320—227.1	WAGF	Dothan, Ala.	1000	KMLC	Cameron, Tex.	500d
WYAL	Scotland Neck, N.C.	5000d	WHLS	Terre Haute, Ind.	500d	WENN	Birmingham, Ala.	5000d	KSKA	Graham, Tex.	500d	
WONW	Defiance, Ohio	1000	KGLO	Mason City, Iowa	1000	KBLU	Yuma, Ariz.	5000	KINE	Kingsville, Tex.	1000d	
WLMI	Jackson, Ohio	1000d	WBLX	Lexington, Ky.	1000	KWHN	Fort Smith, Ark.	5000	KVKM	Monahans, Tex.	5000	
KLCO	Poteau, Okla.	1000d	WIBR	Baton Rouge, La.	1000	KRLW	Walnut Ridge, Ark.	1000d	KBTN	Darien, Va.	1000	
KERG	Eugene, Oreg.	1000d	WFBR	Baltimore, Md.	5000	KHSJ	Hemet, Calif.	5000	WRAA	Luray, Va.	1000d	
WBFX	Berwyn, Pa.	5000	WJDA	Quincy, Mass.	1000d	KLAN	Lemoore, Calif.	1000d	WOLD	Marion, Va.	1000d	
WHVR	Hanover, Pa.	5000	WGDG	Grand Rapids, Mich.	5000	KUCA	Oceanside, Calif.	500	WESR	Tasley, Va.	5000d	
KWST	New Castle, Pa.	5000	WKPM	Princeton, Minn.	1000d	KDRA	Sacramento, Calif.	5000	KCFA	Spokane, Wash.	5000d	
WCMN	Arecibo, P.R.	5000	WRBJ	Jackson, Miss.	1000d	KATV	Rocky Ford, Colo.	1000d	WETZ	New Martinsville, W. Va.	1000d	
WANS	Anderson, S.C.	5000	WRMO	Windsor, Mo.	1000d	WATY	Waterbury, Conn.	5000	WHBL	Sheboygan, Wis.	5000	
WJAY	Mullins, S.C.	5000d	WBRK	Brookfield, Mo.	5000d	WMA	Hollywood, Fla.	1000d	KOVE	Lander, Wyo.	5000	
WMCB	Columbus, Tenn.	1000d	KWCO	Concord, Nebr.	5000	WVJ	Jacksonville, Fla.	5000	1340—223.7	WIKU	Culman, Ala.	1000
WDNT	Dayton, Tenn.	1000d	KRWL	Carson City, Nev.	5000	WAMR	Venice, Fla.	5000	WJOI	Florence, Ala.	1000	
KNIT	Abilene, Tex.	5000	WPNH	Plymouth, N.H.	1000d	WHIE	Griffin, Ga.	5000d	WAMA	Selma, Ala.	250	
KWHI	Brenham, Tex.	1000d	WAAT	Trenton, N.J.	5000d	WKAN	Kankakee, Ill.	1000	WFBF	Sylacauga, Ala.	1000	
KLUE	Longview, Tex.	1000d	WOSC	Fulton, N.Y.	1000d	KNIA	Knokville, Iowa	5000	KFRB	Nagales, Ariz.	250	
KRAN	Morton, Tex.	5000	WMMJ	Manchester, N.Y.	5000d	KMAQ	Maquoketa, Iowa	5000	KPGE	Page, Ariz.	500	
KVWG	Pearshall, Tex.	5000	WKQW	Spring Valley, N.Y.	5000	WBRD	Bardston, Ky.	1000d	KENT	Patesville, Ark.	1000	
KNAK	Salt Lake City, Utah	1000d	WGOL	Goldsboro, N.C.	1000d	WCLU	Covington, Ky.	500	KBTA	Batesville, Ark.	1000	
WYWE	Wytheville, Ky.	1000d	WLNC	Laurinburg, N.C.	500d	WNGO	Mayfield, Ky.	1000d	KZNG	Hot Springs, Ark.	1000	
KMAS	Shelton, Wash.	1000d	WSPD	Mt. Airy, N.C.	5000	KHAL	Homers, La.	1000d	KBRS	Springdale, Ark.	1000	
KUDY	Spokane, Wash.	5000d	WREO	Cleveland, Ohio	5000	WICO	Salisbury, Md.	1000d	KATA	Atlanta, Ga.	1000d	
KIT	Yakima, Wash.	5000	WVVO	Vernon, Ohio	5000	WATC	Attleboro, Mass.	1000	KWXY	Cathedral City, Cal.	1000	
WNAM	Neenah, Wis.	5000	WNTS	Tulsa, Okla.	5000	WLSJ	Lansing, Mich.	5000d	KMAK	Fresno, Calif.	5000	
1290—232.4			KDOV	Medford, Oreg.	5000d	WDMJ	Marquette, Mich.	1000	KDOL	Mojave, Cal.	500	
WHOD	Jackson, Ala.	1000d	KACI	The Dalles, Oreg.	1000d	WRWJ	Picayune, Miss.	5000d	KSFE	Needles, Calif.	250	
WSHF	Sheffield, Ala.	1000d	WCHC	Claron, Pa.	500d	WVLY	Water Valley, Miss.	5000d	KAOR	Orville, Cal.	5000	
WMLS	Sylacauga, Ala.	1000d	WTLJ	Mayaguez, P.R.	1000	KLWL	Clayton, Mo.	5000d	KATY	San Luis Obispo, California	1000	
KCUB	Tucson, Ariz.	1000	WTLW	Aiken, S.C.	5000d	WVLY	Water Valley, Miss.	5000d	KIST	Santa Barbara, Calif.	1000	
KDMS	El Dorado, Ark.	5000d	WCKG	Greer, S.C.	1000d	KLXL	Clayton, Mo.	5000d	KOMY	Watsonville, Calif.	1000	
KUOA	Siloam Springs, Ark.	5000d	WKSC	Kershaw, S.C.	500d	KRBT	Scottsbluff, Nebr.	5000	KDEN	Denver, Colo.	1000	
KHSL	Chico, Calif.	5000	KOLY	Morbridge, S.D.	5000d	KOLD	Roswell, N.M.	1000d	KQLJ	Grand Junction, Colo.	250	
KAZA	Gilroy, Calif.	5000d	WMTN	Morrisstown, Tenn.	5000d	WHHO	Hollywood, Mich.	1000	KVRD	Grand Island, Colo.	1000	
KMEN	San Bernardino, California	5000	WMAK	Nashville, Tenn.	5000	WRWJ	Picayune, Miss.	5000d	WNHC	New Haven, Conn.	1000	
KACL	Santa Barbara, Cal.	5000	KVET	Austin, Tex.	5000	WVLY	Water Valley, Miss.	5000d	WQAK	Washington, D. C.	1000	
WCCC	Hartford, Conn.	5000	KLUB	Laurinburg, Tex.	1000	WVLY	Water Valley, Miss.	5000d	WROD	Daytona Beach, Fla.	1000	
WTUX	Williamington, Del.	1000d	KKAS	Silsbee, Tex.	500d	WVLY	Water Valley, Miss.	5000d	WDRS	Lake City, Fla.	1000	
WTMC	Ozala, Fla.	5000	KSTU	Logan, Utah	1000	WVLY	Water Valley, Miss.	5000d	WTSY	Marianna, Fla.	1000	
WSCM	Panama City Beach, Florida	5000	WKCY	Harrisonburg, Va.	5000d	WVLY	Water Valley, Miss.	5000d	WOKS	Columbus, Ga.	1000	
WIRK	W. Palm Beach, Fla.	5000	KOL	Seattle, Wash.	5000	WVLY	Water Valley, Miss.	5000d	WSEB	Sabring, Fla.	1000	
WDEC	Americus, Ga.	1000d	WCLG	Morgantown, W. Va.	1000d	WVLY	Water Valley, Miss.	5000d	WFSH	Valparaiso, Ind.	1000	
WCHK	Canton, Ga.	1000d	WLAB	Labans, W. Va.	1000d	WVLY	Water Valley, Miss.	5000d	WIGO	Atlanta, Ga.	1000	
WTOC	Savannah, Ga.	5000	WLTO	Marinette, Wis.	5000	WVLY	Water Valley, Miss.	5000d	WGAU	Athens, Ga.	1000	
KSNB	Pocatello, Idaho	1000d	1310—228.9	WHEP	Foley, Ala.	1000d	WVLY	Water Valley, Miss.	5000d	WBQQ	Augusta, Ga.	1000
WIRL	Peoria, Ill.	5000	WHEM	Marion, Ala.	5000d	WVLY	Water Valley, Miss.	5000d	WGAA	Edwardtown, Ga.	1000	
WREY	New Albany, Ind.	5000	KBUZ	Mesa, Ariz.	5000	WVLY	Water Valley, Miss.	5000d	WOKS	Columbus, Ga.	1000	
KWNS	Pratt, Kansas	5000d	KBOK	Malvern, Ark.	1000d	WVLY	Water Valley, Miss.	5000d	WBBT	Lyons, Ga.	1000	
WCBL	Benton, Ky.	5000d	KIOT	Barstow, Calif.	5000d	WVLY	Water Valley, Miss.	5000d	WTFI	Tifton, Ga.	1000	
KJEF	Jennings, La.	5000d	KIOP	Grand Crescent City, Calif.	1000d	WVLY	Water Valley, Miss.	5000d	KAIN	Nampa, Idaho	1000	
WHGR	Houghton Lake, Mich.	5000	KDIA	Oakland, Cal.	5000	WVLY	Water Valley, Miss.	5000d	KPST	Preston, Idaho	250	
WNIL	Niles, Mich.	500d	KTKR	Taft, Calif.	1000d	WVLY	Water Valley, Miss.	5000d	KHIT	Wall Walla, Wash.	1000d	
WOB	Saline, Mich.	500d	KFKA	Greely, Colo.	5000d	WVLY	Water Valley, Miss.	5000d	WAKX	Superior, Wis.	1000d	
KBNO	Benson, Minn.	5000d	WICH	Norwich, Conn.	5000	WVLY	Water Valley, Miss.	5000d	WFRX	Wisconsin Rapids, Wis.	5000	
WBLE	Batesville, Miss.	1000d	WDDC	Deland, Fla.	5000d	WVLY	Water Valley, Miss.	5000d	WJOL	Joliet, Ill.	1000	
WTVL	Tyertown, Miss.	1000d	WGKR	Perry, Fla.	1000d	WVLY	Water Valley, Miss.	5000d	WBIV	Bedford, Ind.	1000	
KALM	Thayer, Mo.	5000	WALU	Waukegan, Ill.	1000d	WVLY	Water Valley, Miss.	5000d	WTRC	Elkhart, Ind.	1000	
KGVO	Missoula, Mont.	5000	WOMN	Decorah, Ga.	5000	WVLY	Water Valley, Miss.	5000d	WLBC	Muncie, Ind.	1000	
KOIL	Omaha, Nebr.	5000	WOKA	Douglas, Ga.	1000d	WVLY	Water Valley, Miss.	5000d	WKRS	Clinton, Iowa	1000	
WKNE	Keene, N.H.	5000	WBRO	Waynesboro, Ga.	1000d	WVLY	Water Valley, Miss.	5000d	WBE	Empire, Kans.	1000	
KSRC	Socorro, N.M.	1000d	WBMK	West Point, Ga.	1000d	WVLY	Water Valley, Miss.	5000d	KSEI	Empire, Kans.	1000	
WGLI	Babylon, N.Y.	5000	KNUI	Kahului, Hawaii	1000	WVLY	Water Valley, Miss.	5000d	WCMJ	Ashtland, Ky.	1000	
WNBF	Binghamton, N.Y.	5000	KLIX	Lincoln Falls, Idaho	5000	WVLY	Water Valley, Miss.	5000d	WNBS	Murray, Ky.	1000	
WHKY	Hickory, N.C.	5000	KLOM	Loma, Cal.	5000	WVLY	Water Valley, Miss.	5000d	WEKY	Richmond, Ky.	1000	
WBBS	Jacksonville, N.C.	1000d	KFCF	Los Angeles, Calif.	5000	WVLY	Water Valley, Miss.	5000d	KVOB	Baoston, La.	1000	
WEYE	Sanford, N.C.	1000d	KLBS	Los Banos, Calif.	500d	WVLY	Water Valley, Miss.	5000d	KRMD	Shreveport, La.	1000	
WOMP	Bellaire, Ohio	1000d	KCLM	Redding, Cal.	5000d	WVLY	Water Valley, Miss.	5000d	WFAU	Grand Rapids, Mich.	1000	
WHIO	Dayton, Ohio	1000d	WARF	Fort Pierce, Fla.	1000	WVLY	Water Valley, Miss.	5000d	WDME	Dover-Foxcroft, Me.	250	
KUMA	Pendleton, Oreg.	5000d	WVLY	Water Valley, Miss.	5000d	WVLY	Water Valley, Miss.	5000d	WHOU	Houlton, Maine	1000	
KLIQ	Portland, Oreg.	5000d	WVLY	Water Valley, Miss.	5000d	WVLY	Water Valley, Miss.	5000d	WGAW	Gardner, Mass.	1000	
WFBG	Altoona, Pa.	5000	WVLY	Water Valley, Miss.	5000d	WVLY	Water Valley, Miss.	5000d	WNBH	New Bedford, Mass.	1000	
WICE	Providence, R.I.	5000	WVLY	Water Valley, Miss.	5000d	WVLY	Water Valley, Miss.	5000d	WBRK	Pittsfield, Mass.	1000	
WFIG	Sumter, S.C.	1000	WVLY	Water Valley, Miss.	5000d	WVLY	Water Valley, Miss.	5000d	WLEW	Bad Axe, Mich.	1000	
WATO	Oak Ridge, Tenn.	5000	WVLY	Water Valley, Miss.	5000d	WVLY	Water Valley, Miss.	5000d	WCRS	Wichita, Mich.	1000	
KWGH	Big Lake, Tex.	1000d	WVLY	Water Valley, Miss.	5000d	WVLY	Water Valley, Miss.	5000d	WCSR	Hillsdale, Mich.	1000	
KIVY	Crockett, Tex.	1000d	WVLY	Water Valley, Miss.	5000d	WVLY	Water Valley, Miss.	5000d	WMTA	Manistee, Mich.	1000	
KRGV	Weslaco, Tex.	5000	WVLY	Water Valley, Miss.	5000d	WVLY	Water Valley, Miss.	5000d	WAGN			

WHITE'S RADIO LOG

kHz	Wave Length	W.P.
KROC	Rochester, Minn.	1000
KWLM	Willmar, Minn.	1000
WJMB	Brookhaven, Miss.	1000
WKOZ	Kosciusko, Miss.	1000d
WAML	Laurel, Miss.	1000
KXED	Mexico, Mo.	1000
KLID	Poplar Bluff, Mo.	1000
KSGM	St. Genevieve, Mo.	1000
KSMO	Salem, Mo.	1000
KICK	Springfield, Mo.	1000
KCAP	Helena, Mont.	1000
KATL	Miles City, Mont.	1000
KYLT	Missoula, Mont.	250
KHUB	Fremont, Nebr.	500
KGFV	Kearney, Nebr.	1000
KSID	Sidney, Nebr.	1000
KRAM	Las Vegas, Nev.	1000
KBET	Reno, Nev.	1000
WDCR	Hanover, N.H.	1000
WMID	Atlantic City, N.J.	1000
KHAP	Aztec, N.M.	1000
KRRR	Ruidoso, N. Mex.	1000
KKIT	Taos, N. Mex.	250
KSIL	Silver City, N. Mex.	1000
WEDB	Auburn, N.Y.	1000
WENT	Gloversville, N.Y.	1000
WKSJ	Jamestown, N.Y.	250
WUSA	Lockport, N.Y.	250
WMSA	Massena, N.Y.	250
WALL	Middletown, N.Y.	1000
WIRY	Plattsburgh, N.Y.	1000
WLEO	Lenoir, N.C.	1000
WTSB	Lumberton, N.C.	1000
WOFX	Oxford, N.C.	1000
WOWD	Greenville, N.C.	1000
WONI	Wilmington, N.C.	1000
WATR	Winston-Salem, N.C.	1000
KGPC	Grafton, N. Dak.	1000
WKOZ	Ashland, Ore.	1000
WOBW	Athens, Ohio	250
WIZE	Springfield, Ohio	1000
WSTV	Steubenville, Ohio	1000
KIHN	Hugo, Okla.	250
KOBY	Okla. City, Okla.	1000
KTOO	Land Springs, Okla.	500
WHTO	Conrad, Ore.	1000
KWVR	Enterprise, Ore.	250
KIHR	Hood River, Ore.	1000
KBBR	N. Bend, Ore.	1000
WCVI	Connellsville, Pa.	1000
WSAJ	Grove City, Pa.	100
WKRZ	Oil City, Pa.	1000
WHTA	Philadelphia, Pa.	1000
WRAW	Reading, Pa.	1000
WTRN	Tyrene, Pa.	1000
WBRE	Wilkes-Barre, Pa.	1000
WPPA	Williamsport, Pa.	1000
WUNA	Aquadilla, P.R.	250
WOKE	Charleston, S.C.	1000
WROK	Rock Hill, S.C.	1000
WSSC	Sumter, S.C.	1000
KIJJ	Huron, S.D.	1000
KRSD	Rapid City, S.Dak.	1000
WBAC	Cleveland, Tenn.	1000
WKRM	Columbia, Tenn.	1000
WGRV	Greenville, Tenn.	1000
WNOX	Knoxville, Tenn.	1000
WLOK	Memphis, Tenn.	1000
WCDT	Winchester, Tenn.	1000
KWKC	Abitene, Tex.	1000
KTSL	Burnett, Tex.	250
KAND	Corsicana, Tex.	1000
KSET	El Paso, Tex.	1000
KRBA	Lubbock, Tex.	1000
KRBA	Lufkin, Tex.	1000
KPDN	Pampa, Tex.	1000
KOLE	Port Arthur, Tex.	250
KTED	San Angelo, Tex.	1000
KVIC	Victoria, Tex.	250
WPAV	St. Johnsbury Vt.	1000
WSTA	Charleston, V.I.	250
WKEY	Covington, Va.	1000
WHAP	Hopewell, Va.	1000
WJMA	Orange, Va.	1000
KAGT	Anacortes, Wash.	250
KSMK	Kennewick, Wash.	1000
KRPA	Raymond, Wash.	1000
KMEL	Wenatchee, Wash.	250
WHAR	Charleston, W.Va.	1000
WEPM	Martinsburg, W. Va.	1000
WMON	Montgomery, W. Va.	1000
WOVE	Welch, W. Va.	1000
WLDY	Ladysmith, Wis.	1000
KRPA	Milwaukee, Wis.	1000
KSGT	Jackson, Wyo.	1000
KYCN	Wheatland, Wyo.	250
KWOR	Worland, Wyo.	1000

1350—222.1

WELB	Elba, Ala.	1000d
------	------------	-------

kHz	Wave Length	W.P.
WGAD	Gadsden, Ala.	5000d
KLYD	Bakersfield, Calif.	1000d
KCKC	San Bernardino, Cal.	5000
KRSO	Santa Rosa, Calif.	5000
KKAM	Pueblo, Colo.	5000
WNLK	Norwalk, Conn.	1000
WNYC	Putnam, Conn.	1000d
WEZY	Cocoa, Fla.	1000
WDCF	Dade City, Fla.	1000d
WCAI	Ft. Myers, Fla.	1000d
WBSG	Blackshear, Ga.	500d
WRWH	Cleveland, Ga.	1000d
WAVC	Warner Robins, Ga.	5000d
KTOH	Lihue, Hawaii	5000
KRLC	Lewiston, Ida.	5000d
WXCL	Peoria, Ill.	1000
WJBD	Salem, Ill.	500d
WIOU	Kokomo, Ind.	5000
KRNT	Des Moines, Iowa	5000
KMAN	Wichattan, Kans.	5000
WLOU	Louisville, Ky.	5000
WMSB	New Orleans, La.	5000
WHMI	Howell, Mich.	500
KTMF	New Prague, Minn.	1000
KDIO	Ortonville, Minn.	1000d
WCMR	Pine City, Minn.	1000d
WKUC	Corinth, Miss.	1000
WKDZ	Coalinga, Miss.	5000d
KCHR	Charleston, Mo.	1000d
KBRX	O'Neill, Nebr.	1000d
WLNH	Laconia, N.H.	5000d
WHWH	Princeton, N.J.	5000
KABQ	Albuquerque, N.M.	5000
WCBA	Corning, N.Y.	1000d
WRNY	Rome, N.Y.	500d
WBSM	Black Mountain, N.C.	500d
WHIP	Mooresville, N.C.	1000d
WLLY	Wilson, N.C.	1000d
KBMR	Bismarck, N. D.	500d
WSLR	Akron, O.	1000d
WCSB	Celina, Ohio	5000
WCHI	Chillicothe, Ohio	1000d
KRHD	Duncan, Okla.	250
KTLQ	Tahlequah, Okla.	1000d
KRVC	Ashland, Ore.	1000d
WNOW	York, Pa.	1000d
WYBR	Windber, Pa.	1000d
KWDR	Darlington, S.C.	1000d
WGSW	Greenwood, S.C.	1000d
WRKM	Carthage, Tenn.	1000d
KCAR	Clarksville, Tenn.	500d
KTXJ	Jasper, Tex.	1000d
KCOR	San Antonio, Tex.	500d
WBLT	Bedford, Va.	1000d
WFRD	Fredericksburg, Va.	1000d
WVNA	Norton, Va.	5000d
WCVU	Portsmouth, Va.	1000d
WPRD	Portage, Wis.	1000d

1360—220.4

WVWB	Jasper, Ala.	1000d
WLIQ	Mobile, Ala.	5000d
WMFC	Monroeville, Ala.	1000d
WELR	Roanoke, Ala.	1000d
KRUX	Glendale, Ariz.	5000
KLYR	Clarksville, Ark.	500d
KFFA	Helena, Ark.	1000
KFIV	Modesto, Cal.	1000d
KCRK	Ridgecrest, Calif.	1000d
KGB	San Diego, Calif.	5000
WDRS	Hartford, Conn.	5000
WOB	Jacksonville, Fla.	5000
WKAT	Miami Beach, Fla.	5000
WINT	Winter Haven, Fla.	1000d
WAZA	Bainbridge, Ga.	1000d
WLAW	Lawrenceville, Ga.	1000d
WMAAC	Metter, Ga.	500d
WYIN	Rome, Ga.	500d
WLBK	DeKalb, Ill.	1000d
WYMC	Mt. Carmel, Ill.	500d
WGFA	Watska, Ill.	1000d
KHAK	Cedar Rapids, Iowa	1000d
KXGI	Ft. Madison, Iowa	1000d
KSCJ	Sioux City, Iowa	5000
KBTO	El Dorado, Kans.	500d
WFLW	Monticello, Ky.	1000d
KDXI	Mansfield, La.	1000d
KNIR	New Iberia, La.	1000d
KTLD	Tallulah, La.	500d
WWEB	Baltimore, Md.	1000d
WLYN	Lynn, Mass.	1000d
WKYO	Caro, Mich.	500d
WKKI	Kalamazoo, Mich.	5000
WFFM	Wichita, Miss.	1000d
KLRS	Mountain Grove, Mo.	1000d
KICL	McCook, Neb.	1000d
WNYW	Newton, N.J.	1000d
WVWZ	Vineland, N.J.	1000d
WKOP	Binghamton, N.Y.	5000
WMSN	Olean, N.Y.	1000d
WCHL	Chapel Hill, N.C.	1000
KEYZ	Williston, N.D.	5000
WSA	Cincinnati, Ohio	5000
WOWD	Cincinnati, Ohio	5000
KUIK	Hillsboro, Ore.	1000d
WUX	McKeessport, Pa.	5000d
WPPA	Pottsville, Pa.	5000
WELP	Easley, S.C.	1000d
WLCM	Lancaster, S.C.	1000d

kHz	Wave Length	W.P.
WBLC	Nash City, Tenn.	1000
WNAH	Nashville, Tenn.	1000d
KRAY	Amarillo, Tex.	500d
KACT	Andrews, Tex.	1000d
KWBA	Baytown, Tex.	1000
KRYS	Corpus Christi, Tex.	1000
KXOL	Ft. Worth, Tex.	5000
WVGB	Galax, Va.	1000d
WHBG	Harrisonburg, Va.	5000d
KFDR	Grand Coulee, Wash.	1000d
KMO	Tacoma, Wash.	5000
WHJC	Matawan, W. Va.	1000d
WMOV	Ravenswood, W. Va.	1000d
WBAY	Green Bay, Wis.	5000
WVNE	Viroqua, Wis.	1000d
KVRS	Rock Springs, Wyo.	1000

1370—218.8

WBYE	Calera, Ala.	1000d
KAWW	Heber Springs, Ark.	1000d
KTPA	Prescott, Ark.	500d
KREL	Corona, Cal.	5000
KPCO	Quincy, Cal.	500d
KEEN	San Jose, Calif.	5000
KGEN	Tulare, Calif.	1000d
WKMK	Blountstown, Fla.	500d
WWKE	Ocala, Fla.	5000d
WCOA	Pensacola, Fla.	5000
WAXE	Vero Beach, Fla.	1000d
WDFP	Decatur, Ga.	5000
WFDK	Manchester, Ga.	1000d
WLOV	Washington, Ga.	1000d
WPRC	Lincoln, Ill.	1000d
WTTS	Bloomington, Ind.	5000
WLTH	Gary, Ind.	1000d
KDTH	Dubuque, Iowa	5000
KDOD	Dodge City, Kans.	5000
KALN	Lawrence, Kans.	500d
WABD	Ft. Campbell, Ky.	500d
WGOH	Grayson, Ky.	5000d
WTKY	Tompkinsville, Ky.	1000d
KAPB	Marksville, La.	1000d
WDEA	Elizah, Me.	5000
WMBH	Bradke's Hts., Md.	1000d
WKIK	Leonardtown, Md.	1000d
WWAM	Cadillac, Mich.	1000d
WGHN	Grand Haven, Mich.	500
KSUM	Fairmont, Minn.	1000
WMKT	St. Paul, Minn.	500d
WMOG	Canton, Miss.	1000d
KWRB	Boonville, Mo.	1000d
KCRV	Caruthersville, Mo.	5000
KXLF	Butte, Mont.	5000
KAWL	York, Nebr.	5000
WFEA	Manchester, N.H.	5000
WELV	Ellenville, N.Y.	500d
WALK	Patchogue, N.Y.	500d
WSAY	Rochester, N.Y.	5000
WTC	Gaston, N.C.	5000
WTAB	Tabor City, N.C.	5000d
KFJM	Grand Forks, N.D.	1000d
WSPD	Toledo, Ohio	5000
KVYL	Holdenville, Okla.	500d
KAST	Astoria, Ore.	1000
KFJR	Sweet Home, Ore.	1000d
WPAZ	Pittstown, Pa.	1000d
WKMC	Roaring Spring, Pa.	1000d
WVIV	Vieques, P.R.	1000
WKFD	Wickford, R.I.	500d
WDEF	Chattanooga, Tenn.	5000
WDXE	Lawrenceburg, Tenn.	1000d
WRGS	Rogersville, Tenn.	1000d
KOKE	Austin, Tex.	1000d
KFRD	Longview, Tex.	1000d
KPOS	Post, Tex.	1000d
KSOP	Salt Lake City, Utah	1000d
WBTN	Bennington, Vt.	1000d
WHEE	Martinsville, Va.	5000d
WJWS	South Hill, Va.	5000d
KPOR	Quincy, Wash.	1000d
WEIF	Moundsville, W. Va.	1000d
WCCN	Neillsville, Wis.	5000d
KVVO	Cheyenne, Wyo.	1000d

1380—217.3

WRAB	Arab, Ala.	1000d
WGYV	Greenville, Ala.	1000d
WVSA	Vernon, Ala.	1000d
KDKE	N. Little Rock, Ark.	1000d
KRMV	Redondo Beach, Calif.	1000d
KGMS	Sacramento, Calif.	1000d
KTOM	Salinas, Cal.	1000d
KFLJ	Walsenburg, Colo.	5000d
WOWW	Naugatuck, Conn.	5000
WAMS	Wilmington, Del.	5000
WLIZ	Lake Worth, Fla.	1000d
WDMV	Orlando, Fla.	1000d
WLCY	St. Petersburg, Fla.	5000
WAOK	Atlanta, Ga.	5000d
WSOZ	Ocala, Ga.	5000d
KPOI	Honolulu, Hawaii	5000
WBEL	So. Beloit, Ill.	500d
WCCM	Brazil, Ind.	500d
WKIG	Fort Wayne, Ind.	1000
KCIM	Carroll, Iowa	1000
KCII	Washington, Iowa	500d
KUDL	Fairway, Kan.	5000
WMTA	Central City, Ky.	500d

kHz	Wave Length	W.P.
WKWK	Winchester, Ky.	1000d
WYNK	Baton Rouge, La.	500d
WKJT	Farmington, Me.	1000
WPHM	Port Huron, Mich.	1000
WPLB	Greenville, Mich.	1000
KLIZ	Brainerd, Minn.	5000
KAGE	Winona, Minn.	5000
WDLT	Indianola, Miss.	5000d
KWK	St. Louis, Mo.	5000
WVBR	Holdrege, Neb.	1000
WBBX	Portsmouth, N.H.	1000
WAWZ	Zarephath, N.J.	5000
WFSR	Bath, N.Y.	5000
WBNY	New York, N.Y.	5000
WKKE	Asheville, N.C.	5000
WTBO	Winston-Salem, N.C.	5000
WPKO	Waverly, Ohio	1000d
KSWO	Lawton, Okla.	5000
KMUS	Muskogee, Okla.	1000
KBCH	Ocean Lake, Ore.	1000d
KSRV	Ontario, Ore.	5000
WACB	Kittanning, Pa.	1000d
WMLP	Milton, Pa.	1000d
WAYZ	Waynesboro, Pa.	1000d
WNPB	Woodsboro, Pa.	1000
WAGS	Bishopville, S.C.	1000d
WUGS	N. Augusta, S.C.	1000d
KOTA	Rapid City, S.Dak.	5000
KFCB	Redfield, S.Dak.	5000
WYSH	Gilberton, Tenn.	1000d
WTNN	Millington, Tenn.	5000
KJET	Beaumont, Tex.	1000d
KBWD	Brownwood, Tex.	1000d
KCRM	Crane, Tex.	1000d
KTSM	El Paso, Tex.	5000
KMUL	Muleshoe, Tex.	1000d
KBOP	Pleasanton, Tex.	1000d
WYSB	Rutland, Vt.	5000
WTVR	Richmond, Va.	5000
KRKO	Everett, Wash.	5000
KPEP	Spokane, Wash.	5000d
WMTD	Hinton, W. Va.	1000d

1390—215.7

WMA	Anniston, Ala.	5000
KDQK	Decatur, Ala.	5000
KAMO	Rogers, Ark.	1000d
KGER	Loni Beach, Calif.	5000
KCEY	Turlock, Calif.	5000
KFML	Denver, Colo.	5000d
WAVP	Avon Park, Fla.	1000d
WLUW	Gainsville, Fla.	5000d
WUQU	Waynesville, Ga.	5000d
WNUS	Chicago, Ill.	5000
WFIW	Fairfield, Ill.	1000
WJCD	Seymour, Ind.	1000d
KCLN	Clinton, Iowa	1000d
KCBC	Des Moines, Iowa	1000
KNKC	Concordia, Kans.	500d
WANV	Albany, Ky.	1000d
WKIC	Hazard, Ky.	5000d
KFRA	Franklin, La.	5000
WEGP	Presque Isle, Me.	5000d
KJPW	Waynesville, Mo.	

KHz	Wave Length	W.P.	KHz	Wave Length	W.P.	KHz	Wave Length	W.P.	KHz	Wave Length	W.P.
KSEW Sitka, Alaska		1000	WEST Easton, Pa.		1000	KDOX Marshall, Tex.		5000	KTYN Minot, N.D.		1000
KCLF Clifton, Pa.	250	1000	WJET Erie, Pa.	100	1000	KRIG Odessa, Tex.	5000	5000	WFOB Fostoria, Ohio	1000	1000
KXIV Phoenix, Ariz.	1000	1000	WFEC Harrisburg, Pa.	1000	1000	KBAL San Saba, Tex.	500	500	WCBO Newburg, Ohio	500	500
KTUC Tucson, Ariz.	2500	1000	WWSF Loretto, Pa.	250	1000	KNAL Victoria, Tex.	5000	5000	KALV Alva, Okla.	5000	5000
KVDY Yuma, Ariz.	1000	1000	WKBI St. Marys, Pa.	1000	1000	WIKI Chester, Va.	5000	5000	KELI Tulsa, Okla.	5000	5000
KELY El Dorado, Ark.	2500	1000	WICK Seranton, Pa.	1000	1000	WRIS Roanoke, Va.	5000	5000	KAGY Salem, Oreg.	5000	5000
KCLA Pine Bluff, Ark.	1000	1000	WRAK Williamsport, Pa.	1000	1000	WRDS S. Charleston, W. Va.	1000	1000	WVAM Altoona, Pa.	5000	5000
KWYN Wyoma, Ark.	1000	1000	WVOZ Carolina, P. R.	500	1000	WKBH LaCrosse, Wis.	5000	5000	WNEI Caspas, P. R.	5000	5000
KPAT Berkeley, Calif.	1000	1000	WCOS Columbus, S.C.	1000	1000	KWYO Sheridan, Wyo.	1000	1000	WBLR Batesburg, S.C.	5000	5000
KREO Indio, Cal.	1000	1000	WGTN Georgetown, S.C.	1000	1000				WTFP	1000	1000
KQMS Redding, Cal.	1000	1000	WHCO Spartanburg, S.C.	1000	1000	1420—211.1			WBUG Ridgeland, S.C.	1000	1000
KSLY San Luis Obispo, Cal.	250	1000	KBJM Lemmon, S.D.	1000	1000	WACT Tuscaloosa, Ala.	5000	5000	KBKR Brookings, S. Dak.	1000	1000
KQIG Santa Paula, Cal.	1000	1000	WJZM Clarksville, Tenn.	1000	1000	WACT Sierra Vista, Ariz.	1000	1000	WJBE Knoxville, Tenn.	1000	1000
KTRT Truckee, Cal.	1000	1000	WHUB Cookeville, Tenn.	1000	1000	KXHW Hot Springs, Ark.	1000	1000	WENO Madison, Tenn.	5000	5000
KUKI Ukiah, Calif.	1000	1000	WLSB Copperhill, Tenn.	1000	1000	KPOC Pocatongo, Ark.	1000	1000	WHER Memphis, Tenn.	1000	1000
KONG Visalia, Calif.	1000	1000	WKPT Kingsport, Tenn.	1000	1000	KJST Joshua Tree, Cal.	1000	1000	KSTB Breckenridge, Tex.	1000	1000
KRLN Canon City, Colo.	250	1000	WGAP Maryville, Tenn.	1000	1000	KSTN Stockton, Calif.	5000	5000	KCOH Houston, Tex.	1000	1000
KOTA Delta, Colo.	1000	1000	WHAL Shelbyville, Tenn.	1000	1000	WLIS Old Saybrook, Conn.	5000	5000	KLO Ogden, Utah	5000	5000
KFTM Ft. Morgan, Colo.	250	1000	KRUN Ballinger, Tex.	1000	1000	WBRD Bradenton, Fla.	1000	1000	KDXU St. George, Utah	1000	1000
KBZZ La Junta, Colo.	1000	1000	KBYG Big Spring, Tex.	1000	1000	WDBF Delray Beach, Fla.	5000	5000	WIVE Ashland, Va.	1000	1000
WSTC Stamford, Conn.	1000	1000	KUNO Corpus Christi, Tex.	1000	1000	KTMH St. Augustine, Fla.	1000	1000	WKEX Blacksburg, Va.	1000	1000
WILI Williamsport, Conn.	1000	1000	KLE nr. Galveston, Tex.	250	1000	WAVO Avondale Estates, Ga.	1000	1000	WDIC Olinde, Va.	1000	1000
WFTL Ft. Lauderdale, Fla.	1000	1000	KEBE Jacksonville, Tex.	1000	1000	WRBL Columbus, Ga.	5000	5000	WDRB Winchester, Va.	5000	5000
WIRA Ft. Pierce, Fla.	1000	1000	KIUN Pecos, Tex.	1000	1000	WPEH Louisville, Ga.	1000	1000	WEIR Weirton, W. Va.	1000	1000
WNUE Ft. Walton Beach, Fla.	1000	1000	KEYE Perryton, Tex.	1000	1000	WLET Toccoa, Ga.	5000	5000	WRBN Beaver Dam, Wis.	1000	1000
WRHC Jacksonville, Fla.	1000	1000	KVOP Plainview, Tex.	1000	1000	KCCN Honolulu, Hawaii	5000	5000	WDEU Durand, Wis.	1000	1000
WPRY Perry, Fla.	1000	1000	KDWT Stamford, Tex.	1000	1000	WINI Murphysboro, Ill.	5000	5000			
WTRN Sanford, Fla.	1000	1000	KTEM Temple, Tex.	1000	1000	WMCB New York City, Ind.	5000	5000	1440—208.2		
WSPS Zephyrhills, Fla.	1000	1000	KTKA Tallahassee, Tex.	1000	1000	WOC Davenport, Ia.	5000	5000	WHHY Montgomery, Ala.	5000	5000
WULF Alma, Fla.	1000	1000	KVUD Uvalde, Tex.	250	1000	KJCK Junction City, Kans.	1000	1000	KDOT Scottsdale, Ariz.	5000	5000
WSGC Elberton, Ga.	1000	1000	KIXX Provo, Utah	250	1000	KULY Utsses, Kan.	5000	5000	KHOG Fayetteville, Ark.	1000	1000
WNEX Macon, Ga.	1000	1000	WDOT Burlington, Vt.	1000	1000	WTRC Ashland, Ky.	1000	1000	KOKY Little Rock, Ark.	5000	5000
WCOH Newnan, Ga.	1000	1000	WELK Charlottesville, Va.	1000	1000	WHBN Harrodsburg, Ky.	1000	1000	KVDN Napa, Cal.	5000	5000
WPGA Savannah, Ga.	1000	1000	WHHV Hillsville, Va.	1000	1000	WJIS Owensboro, Ky.	5000	5000	KHRO Bismarck, Cal.	1000	1000
KART Jerome, Ida.	1000	1000	WHH Richmond, Va.	1000	1000	WBSM New Bedford, Mass.	5000	5000	KUHL Santa Maria, Cal.	1000	1000
KRPL Moscow, Ida.	1000	1000	WHF So. Boston, W. Va.	1000	1000	WBEC Pittsfield, Mass.	1000	1000	WBIS Bristol, Conn.	5000	5000
KIGO St. Anthony, Ida.	1000	1000	WINC Winchester, Va.	1000	1000	WAMM Flint, Mich.	5000	5000	WAYK Lehigh Acres, Fla.	5000	5000
KSP2 Sandpoint, Idaho	1000	1000	KEDD Longview, Wash.	1000	1000	WKPR Kalamazoo, Mich.	1000	1000	WABR Winter Park, Fla.	5000	5000
WDWS Champaign, Ill.	1000	1000	KRSC Okeloh, Wash.	250	1000	KTUE Mankato, Minn.	5000	5000	WBCR Bremen, Ga.	1000	1000
WGIL Galesburg, Ill.	1000	1000	KTNT Tacoma, Wash.	1000	1000	WSUH Oxford, Miss.	1000	1000	WBG Bismarck, Ga.	5000	5000
WR0Z Evansville, Ind.	1000	1000	WBOY Clarksburg, W. Va.	1000	1000	WBCV Vicksburg, Miss.	1000	1000	WRAJ Anna, Ga.	5000	5000
WBAT Marion, Ind.	1000	1000	WRON Roncoverte, W. Va.	1000	1000	WIGG Wiggins, Miss.	1000	1000	WIOK Normal, Ill.	1000	1000
KCOG Centerville, Iowa	500	1000	WYRC Rockwell, W. Va.	1000	1000	KBNT Neesho, Mo.	5000	5000	WPRS Paris, Ill.	1000	1000
KVFD Fort Dodge, Iowa	1000	1000	WKWK Wheeling, W. Va.	1000	1000	KOOO Omaha, Nebr.	1000	1000	WGM Quincy, Ill.	5000	5000
KVOE Emporia, Kans.	1000	1000	WBTH Williamson, W. Va.	1000	1000	KSYX Santa Rosa, N. Mex.	1000	1000	WROK Rockford, Ill.	5000	5000
KAYS Hays, Kans.	1000	1000	WATW Ashland, Wis.	1000	1000	WALY Herkimer, N.Y.	1000	1000	WPGW Portland, Ind.	5000	5000
WCVN Cynthia, Ky.	250	1000	WBIZ Eau Claire, Wis.	1000	1000	WACK Newark, N.Y.	5000	5000	WHH Cherokee, Iowa	5000	5000
WIEL Elizabethtown, Ky.	250	1000	WDUZ Green Bay, Wis.	1000	1000	WLNK Peekskill, N.Y.	5000	5000	KEWI Topeka, Kans.	5000	5000
WFTG London, Ky.	1000	1000	WRIN Racine, Wis.	1000	1000	WMYN Mayodan, N.C.	5000	5000	WCDS Glasgow, Ky.	1000	1000
WFPE Hammond, La.	1000	1000	WRBD Reedsburg, Wis.	1000	1000	WYOT Wilson, N.C.	5000	5000	WPDE Paris, Ky.	1000	1000
KAKC Lake Charles, La.	1000	1000	WRIG Wausau, Wis.	1000	1000	WHK Cleveland, Ohio	5000	5000	WEZJ Williamsburg, Ky.	1000	1000
WRDO Augusta, Maine	1000	1000	KATI Casper, Wyo.	1000	1000	KYNG Coos Bay, Oreg.	1000	1000	JAB Westbrook, Me.	5000	5000
WIDE Biddeford, Maine	1000	1000	KODI Cody, Wyo.	1000	1000	WC0J Coatesville, Pa.	5000	5000	WABE Worcester, Mass.	5000	5000
WMC5 Machias, Me.	1000	1000	1410—212.6			WUCU Ponce, P. R.	1000	1000	WBCM Bay City, Mich.	1000	1000
WWIN Baltimore, Md.	1000	1000	WUNI Mobile, Ala.	5000	5000	WCRE Cheraw, S.C.	1000	1000	WDBW Dowagiac, Mich.	1000	1000
WALE Fall River, Mass.	1000	1000	WPXC Prattville, Ala.	5000	5000	WABR Aberdeen, S. D.	1000	1000	WCHB Inokster, Mich.	1000	1000
WLLH Lowell, Mass.	1000	1000	WRCK Tusculumbia, Ala.	5000	5000	WEMB Erwin, Tenn.	5000	5000	KQRS Golden Valley, Minn.	5000	5000
WHMP Northampton, Mass.	1000	1000	KTGS Fort Smith, Ark.	1000	1000	WKR9 Pulaski, Tenn.	1000	1000	KEYL Long Prairie, Minn.	1000	1000
WKFR Battle Creek, Mich.	1000	1000	KERN Bakerfield, Calif.	1000	1000	KYVN Bonham, Tex.	2500	2500	WHH Ucedale, Miss.	5000	5000
WILB Detroit, Mich.	1000	1000	KRML Carmel, Calif.	5000	5000	KLFB Lubbock, Tex.	5000	5000	WSLP Pontiac, Mich.	5000	5000
WHDF Houghton, Mich.	250	1000	KKKC Longmead, Calif.	5000	5000	KTRF Lufkin, Tex.	1000	1000	WVMB Millville, N.J.	1000	1000
WQON Huntington, Mich.	1000	1000	KMYC Marysville, Calif.	5000	5000	KGNB New Braunfels, Tex.	1000	1000	WJAB Babylon, N.Y.	1000	1000
WSAM Saginaw, Mich.	1000	1000	KCAL Redlands, Cal.	1000	1000	KPEP San Angelo, Tex.	1000	1000	WBLL Niagara Falls, N.Y.	1000	1000
WSJM St. Joseph, Mich.	1000	1000	KCOL Ft. Collins, Colo.	1000	1000	WWSR St. Albans, Vt.	1000	1000	WSDO Oswego, N.Y.	1000	1000
WTCM Traverse City, Mich.	1000	1000	KWOP Hartford, Conn.	5000	5000	WDDY Gloucester, Va.	1000	1000	WBLA Elizabethtown, N.C.	1000	1000
KEYL Long Prairie, Minn.	1000	1000	WDFY Dover, Del.	5000	5000	KFCW Warrenton, Va.	5000	5000	WBLX Lexington, N.C.	5000	5000
KMHL Marshall, Minn.	1000	1000	WMYR Fort Myers, Fla.	5000	5000	KITI Chehalis-Centralia, Wash.	1000	1000	KLO Grand Forks, N.D.	1000	1000
WMIN Mpls.-St. Paul, Minn.	1000	1000	WZST Leesburg, Fla.	1000	1000	KREN Renton, Wash.	5000	5000	WHH Warren, Ohio	5000	5000
WHLB Virginia, Minn.	1000	1000	WONS Tallahassee, Fla.	5000	5000	KJUN Walla Walla, Wash.	5000	5000	KMED Medford, Oreg.	5000	5000
WBPB Boonville, Miss.	1000	1000	WGR1 Griffin, Ga.	1000	1000	WPLY Plymouth, Wis.	5000	5000	KODL The Dalles, Oreg.	1000	1000
WNAJ Grenada, Miss.	1000	1000	WSCI Cummings, Ga.	1000	1000				WCDL Cordoba, Pa.	5000	5000
WFOR Hattiesburg, Miss.	1000	1000	WDAJ Dora, Ga.	1000	1000	1430—209.7			WNPV Lansdale, Pa.	5000	5000
WJQS Jackson, Miss.	1000	1000	WLAQ Rome, Ga.	1000	1000	WRMG Red Bay, Ala.	1000	1000	WGBR Red Lion, Pa.	1000	1000
WMCB Macon, Miss.	1000	1000	WRMN Elgin, Ill.	1000	1000	FRHK Pell City, Ala.	1000	1000	WQK Greenville, S.C.	5000	5000
KFRU Columbia, Mo.	1000	1000	WTIM Taylorville, Ill.	1000	1000	KHBM Monticello, Ark.	1000	1000	WZYX Cowan, Tenn.	5000	5000
KJCF Festus, Mo.	1000	1000	WAZY Lafayette, Ind.	1000	1000	KAMP El Centro, Calif.	1000	1000	WHDH McKenzie, Tenn.	5000	5000
KSIM Sikeston, Mo.	1000	1000	KGRN Grinnell, Iowa	5000	5000	KARM Fresno, Calif.	5000	5000	KPUR Amarillo, Tex.	5000	5000
KTTS Springfield, Mo.	1000	1000	KLEM LeMars, Iowa	5000	5000	KALI San Gabriel, Calif.	5000	5000	KEYS Corpus Christi, Tex.	1000	1000
KDRG Deer Lodge, Mont.	250	1000	KOLO Leavenworth, Kans.	5000	5000	KJAY Sacramento, Calif.	5000	5000	KDNT Denton, Tex.	5000	5000
KXGN Glendive, Mont.	250	1000	KWBB Wichita, Kans.	5000	5000	KKEL Santa Clara, Cal.	1000	1000	KEXY Livingston, Tex.	5000	5000
KARR Great Falls, Mont.	1000	1000	WLB1 Bowling Green, Ky.	5000	5000	KOSI Aurora, Colo.	5000	5000	WKLV Blackstone, Va.	5000	5000
KBRB Ainsworth, Neb.	1000	1000	WHLN Harlan, Ky.	5000	5000	WHI Homestead, Fla.	1000	1000	WHRN Herndon, Va.	1000	1000
KODW Alliance, Neb.	1000	1000	KDBS Alexandria, La.	1000	1000	WAKR Waco, Fla.	5000	5000	KDNC Spokane, Wash.	5000	5000
KLIN Lincoln, Neb.	1000	1000	WHAG Halfway, Md.	1000	1000	WPCF Panama City, Fla.	5000	5000	WHIS Bluefield, W. Va.	5000	5000
KBNI Henderson, Nev.	250	1000	WOKW Brookton, Mass.	1000	1000	WGF5 Covington, Ga.	1000	1000	WAJR Morgantown, W. Va.	5000	5000
KWNA Winnemucca, Nev.	1000	1000	WGRB Woburn, Mass.	1000	1000	WRCD Dalton, Ga.	1000	1000	WNFL Green Bay, Wis.	5000	5000
WBRL Berlin, N.H.	250	1000	KLFD Litchfield, Minn.	5000	5000	WGS Tifton, Ga.	5000	5000			
WTSL Hanover, N.H.	1000	1000	KRWB Roseau, Minn.	1000	1000	WEEF Highland Park, Ill.	1000	1000	1450—206.8		
WLTN Littleton, N.H.	250	1000	WDSK Cleveland, Miss.	1000	1000	WIRE Indianapolis, Ind.	5000	5000	WDNG Aniston, Ala.	1000	1000
KTRC Santa Fe, N.M.	1000	1000	WBKN Newton, Miss.	5000	5000	KASI Ames, Iowa	1000	1000	WDFX Dothan, Ala.	1000	1000
KCHS Truth or Consequences, N. Mex.	250	1000	KNOP North Platte, Neb.</								

pine Broadcasting Service is now using a couple of the units at the Poro site, relaying VOA programs until 0830 GMT, then switching to its own features.

The VOA plant at Malolos, just north of Manila, apparently has been peddled to the Philippine government. Activated on new frequencies, at least one of the new stations has been heard in the U.S. recently. This operation identifies as "The Voice of the Philippines" and is "owned and operated by the Republic of the Philippines."

So set your Big Ben for an early hour and start tuning! How many of these Philippine goodies can you snare?

1. **VOA-TINANG/PORO**—You can expect to hear a few English programs and IDs but most programs in Asian lingo. Try 9,665, 11,965 or 15,105 kHz any time between 1000 and 1700 GMT.

2. **FAR EAST BROADCASTING COMPANY**—This religious outlet uses many—would you believe 40—different dialects and languages for its Oriental audiences, but you can hear English from 1245 to 1400 GMT on about 15,440 kHz. If not, there's always 9,504 and 11,920 kHz.

3. **SOUTH EAST ASIA RADIO VOICE**—Not as easy as you might think for their antennas are aimed the other way. Winter catches possible on 15,420 kHz from 1100 to 1300 GMT.

4. **RADIO VERITAS**—Another one you'll really have to try for. A New Yorker recently heard Veritas on 15,170 kHz around 1230 GMT. Also listen on 11,830 between 1000 and 1300 GMT.

5. **PHILIPPINE BROADCASTING SERVICE**—Late-ly PBS has been putting "socko" signals into the Midwest between 1000 and 1100 GMT on 6,170 kHz. Its commercial program format is pretty good listening too. Both English and Tagalog, the Philippine language, are used.

6. **VOICE OF THE PHILIPPINES**—QRM is a real headache on VOP's frequencies—9,580 and 11,950 kHz. Look for breaks in the interference, like before 1100 and between 1300 and 1330 GMT. Full morning sked is 0900 to 1400 GMT.

For the hard-nosed, calloused-eared crowd, here are a couple of "ultras!"

7. **MINDANAO BROADCASTING NETWORK**—This 500 watter, located in Davao City (others say its "Voice of the City" ID means Manila), signs off early—0800 GMT. It's listed for 7,280 kHz,

This Issue's Shortwave Contributors

Ernest Behr (Ontario); Steve Kamp (Texas); Bill Berghammer (New York); Dan Ferguson (Florida); R. S. Heggs (Br. Columbia); David Williams (Oregon); Bob Hagerman (Michigan); Gerry Dexter (Wisconsin); Stanley Cabral (California); Richard Murphy (Texas); Richard Fortson (Texas); Gladys Sienkiewicz (New York); Sam Rowell (Washington); Carter Scholz (New Jersey); Del Hirst (Texas); Newark News Radio Club (215 Market St., Newark, N.J.); North American SW Assn. (Box 989, Altoona, Pa.); Japanese SW Club (Sendai, Japan).

Introducing White's Radio Log New Shortwave Columnist



Don Jensen tuned his first station, Ecuador's HCJB, at the tender age of 11. That was 22 years ago. Since then he has heard and verified shortwave stations in nearly 200 countries. SWLs have read his articles and column on shortwave broadcasting in **Elementary Electronics, Science and Electronics'** sister magazine, and in other electronics publications.

Though an ex-ham (KN4ISC) and ex-CBer (18W6098), his first love is DXing. Like most serious listeners, Jensen belongs to DX clubs here and abroad, holding executive positions in several. He has edited SWBC columns in a few radio club bulletins. He founded the Association of North American Radio Clubs, an organization linking all the major listeners clubs in the continent.

He knows DXing and DXers. A former radio and TV staffer, he also knows the broadcaster's point of view. He's visited stations in Europe, South America and the Caribbean and seen how they operate. A newspaper reporter, Jensen relates DX happenings to contemporary world events. He tells it like it is.

The Editor hopes you'll read the shortwave section in White's Radio Log regularly for the inside story of what's happening in the DXing world today. He believes that Don Jensen's shortwave news and views will become a steady diet for our growing DX-SWL crowd.

but we can tell you it skips around a bit, varying to 7,265.

8. **VOICE OF THE STATE UNIVERSITY**—DUH9, on 7,160, but varying to 7,150 kHz, will drive you nuts. A measly thousand watts is all this University of the Philippines station runs. It's located at Quezon City, just outside Manila, and is scheduled from 0900 to 1300 GMT, Monday-Saturday, mostly in English.

9. **NATIONAL CIVIL DEFENSE ADMINISTRATION**—This government agency station uses two channels, each one tougher than the other, 3,305 and 5,970 kHz. Schedule is 0800 to 1100 GMT.

Scoring—Give yourself 5 points for each VOA and FEBC frequency you hear. Numbers 3 through 5 rate 25 points each.

Total less than 25? Keep trying. Score 50 points? Bully for you. One hundred puts you up with the pros. Log any one of the last three and you, Bunky, take home all the marbles!

1970 DX Census. Ever wonder how many of us there are around? So does the Association of North American Radio Clubs, the continent-

WHITE'S RADIO LOG—SW

wide organization linking the various SWL hobby clubs. To find out the answer, ANARC is conducting a DXer census.

If you want to be tallied too, jot down the following information: Name, address, age, occupation, education level and the type of DXing you prefer, long wave, medium wave, shortwave broadcast, amateur listening or what have you.

kHz	Call	Name	Location
90-Meter Band—3200 to 3400 kHz			
3305	VL8BD	R. Western District	Daru, Papua Territory 1115
3315	—	ORTF	Ft. de France, Martinique 0100
3316	—	R. Sierra Leone	Freetown, Sierra Leone 0600
3322	VL9BA	R. Bougainville	Kieta, Bougainville 1130
3325	YVRA	R. Monegas	Maturin, Venezuela 0230
3346	—	R. Zambia	Lusaka, Zambia 0410
3380	TGCH	R. Chorhis	Jocotan, Guatemala 0245
3390	HCOTI	R. Zaracuy	Sto. Domingo Cds., Ecuador 0700
3910	—	Far East Network	Tokyo, Japan 1230
3995	—	SIBS	Honiara, Solomon Is. 1100

kHz	Call	Name	Location
60-Meter Band—4750 to 5060 kHz			
4765	—	R-TV Congolaise	Brazzaville, Congo Rep. 0530
4770	ELWA	—	Monrovia, Liberia 0600
4795	—	R. Comercial	Sa da Bandeira, Angola 0600
4841	HCCRI	R. Casa de la Cultura	Quito, Ecuador 0330
4865	—	Brunei Broadcasting Svc.	Berakas, Brunei 1300
4907	—	Radio Cambodia	Phnom Penh, Cambodia 1230
4910	HIN	Radio HIN	Sto. Domingo, Dom. Rep. 2300
4912	—	R. Tarawa	Betio, Tarawa, Gilbert and Solomon Is. 0800
4932	—	Nigerian Bc. Corp.	Benin City, Nigeria 0600
4950	—	R. Senegal	Dakar, Senegal 0600
4972	—	R. Yaoundi	Yaoundi, Cameroon 0500
4975	OCX4H	R. del Pacifico	Lima, Peru 0230
4976	—	R. Uganda	Kampala, Uganda 1830
4995	ZYX9	R. Brasil Central	Goiania, Brazil 0830
5015	—	—	Viadivostok, USSR 1200
5040	—	R. Valparaiso	Port de Paix, Haiti 0100

kHz	Call	Name	Location
49-Meter Band—5950 to 6200 kHz			
5987	—	Radio Republik Indonesia	Menado, Indonesia 1100
6005	—	RIAS	Berlin, Germany 0300
6010	—	BBC Relay	Limassol, Cyprus 0200
6015	PRA8	R. Clube de Pernambuco	Recife, Brazil 0815
6030	CFVP	Voice of the Prairies	Calgary, Canada 1230
6065	—	R. Singapore	Singapore 1145
6095	HJIW	La Voz del Centro	Espinal, Colombia 0330
6115	OBZ40	R. Union	Lima, Peru 1130
6140	—	L.V. del la Revolution	Bujumbura, Burundi 0430
6145	—	V. of Biafra	Orlu, Biafra 0530
6170	—	Philippine Bc. Svc.	Manila, Philippines 1045
6192	—	R-TV Tunisienne	Tunis, Tunisia 0400

kHz	Call	Name	Location
41-Meter Band—7100 to 7300 kHz			
7140	—	Radio Republik Indonesia	Ambon, Indonesia 1230

If you belong to any radio hobby clubs, note which ones. Do you have an amateur or CB license? What type of receiver, auxiliary equipment and antenna do you use? Do you build, repair or maintain any of the equipment you own? What electronics magazines do you read and what types of articles do you prefer?

Send your data to ANARC CENSUS, 152 Third Street, Leominster, Mass., 01453. When results are tallied, we'll let you know.

kHz	Call	Name	Location
7155	—	ORTF	Paris, France 0530
7170	—	R. Noumea	Noumea, New Caledonia 1045
7173	—	VTVN	Saigon, S. Vietnam 1145
7200	—	V. of Righteousness	Taipei, Taiwan 1100
7205	—	R. Australia	Melbourne, Australia 1200
7225	—	Deutsche Welle Relay	Kigali, Rwanda 0330
7235	—	BBC Relay	Johore Baru, Malaysia 1200
7265	—	Sudwestfunk	Rohrdorf, Germany 0600
7300	—	R. Tirana	Tirana, Albania 0200

kHz	Call	Name	Location
31-Meter Band—9500 to 9775 kHz			
9505	OAX4V	R. America	Lima, Peru 0530
9515	XEWW	L.V. de la America Latina	Mexico City, Mexico 0440
—	—	R. Ankara	Ankara, Turkey 1800
9520	—	R. Denmark	Copenhagen, Denmark 0200
—	VLT9	ABC	Port Moresby, New Guinea 0700
9540	—	R. Lubumbashi	Lubumbashi, Rep. of Congo 0500
9550	—	R. Tanzania	Dar es Salaam, Tanzania 1300
9553	YSS	R. Nac. de El Salvador	San Salvador, El Salvador 0340
9570	CE956	R. Portales	Santiago, Chile 0330
9575	—	RAI	Rome, Italy 0500
—	—	All India Radio	Bombay, India 1300
9576	ZYN29	R. Cultura de Bahia	Salvador, Brazil 2330
—	—	L.V. del Comercio	Santa Ana, El Salvador 1740
9580	—	V. of the Philippines	Manila, Philippines 1100
9581	YNTF	R. Mar	Puerto Cabezas, Nicaragua 1330
9600	—	R. Tashkent	Tashkent, USSR 1315
9605	—	Trans World Radio	Bonaire, Neth. Antilles 0000
9615	—	R. Pyongyang	Pyongyang, N. Korea 1350
—	TIRICA	L.V. de la Victor	San Jose, Costa Rica 0200
9655	OAX9C	R. Nor Peruana	Chachapoyas, Peru 0315
9683	LRA32	RAE	Buenos Aires, Argentina 0300
9700	—	R. Sofia	Sofia, Bulgaria 2200
9705	—	R. RSA	Johannesburg, South Africa 0100
9710	HCJB	L.V. de los Andes	Quito, Ecuador 0600
9730	—	R. Berlin	Berlin, E. Germany 0130
—	—	International	Berlin, E. Germany 0230
9760	—	R. Nac. de Espana	Madrid, Spain 0230
—	JOZ7	Nihon Sw. Bc. Co.	Tokyo, Japan 0050

kHz	Call	Name	Location
25-Meter Band—11700 to 11975 kHz			
11706	TGQB	R. Nacional de Guatemala	Quetzaltenango, Guatemala 0200
11720	PRL	R. Nacional	Brasilia, Brazil 0000
11730	—	R. Nederland	Bonaire, Netherlands Antilles 0600
11735	ZYW28	R. Clube de Goiania	Goiania, Brazil 0045
—	—	R. Norway	Oslo, Norway 0100
—	—	R. TV Marocaine	Tangier, Morocco 0700
11765	—	R. Pyongyang	Pyongyang, North Korea 1400

Science and Electronics Propagation Forecast for February/March 1970

Prepared by C. M. Stanbury II

LISTENER'S STANDARD TIME	ASIA (except Near East)	EUROPE, NEAR EAST & AFRICA (N. of the Sahara)	AFRICA (S. of the Sahara)	SOUTH PACIFIC	LATIN AMERICA
0000-0300	25, 31	41, 49	60e, 90e	31e, 41w	(49), 60, 90
0300-0600	41, 69	31 (poor)	19w	49, 60, (90)	49, 60, 90
0600-0900	25, 49w	16, 19	19	25,31,(41),(49)	31, 49
0900-1200	19, 25	13, 16, 19	19, 25	19 (poor)	(19), 25, 31
1200-1500	16, 19	13, 16, 19	19, 25	19 (poor)	(19), 25, 31
1500-1800	16, 19	(25), 31, (41), 49	31w, 60e	19, 25	31
1800-2100	16, 19	25, 31	25e, 31e, 60w	16, 19	49, 60, (90)
2100-2400	16, 19	31, 41, 49	60, 90	16, 19, 31w	49, 60, (90)

kHz	Call	Name	Location
11770	—	R. Nigeria	Lagos, Nigeria 1900
11780	—	R.A.E.	Buenos Aires, Argentina 0530
11790	—	R. Afghanistan	Kabul, Afghanistan 1730
11800	—	R. Nacional de Espana	Sta. Cruz de Tenerife, Canary Is. 2120
—	—	R.A.I.	Rome, Italy 2100
—	—	R. Ceylon	Colombo, Ceylon 1100
11810	—	R. Australia	Melbourne, Australia 1000
11815	—	R. Warsaw	Warsaw, Poland 1800
11820	XEBR	El Heraldo de Sonora	Hermosillo, Mexico 1345
11825	—	R. Tahiti	Papeete, Tahiti 0600
11835	CXA19	R. El Espectador	Montevideo, Uruguay 0220
11870	HCJB	L.V. de los Andes	Quito, Ecuador 0500
11875	—	R. Nacional de Nicaragua	Managua, Nicaragua 0400
11900	—	R. Malaysia	Kuala Lumpur, Malaysia 1050
11920	—	R. TV Ivorienne	Abidjan, Ivory Coast 2045
11930	—	VOA	Tinang, Philippines 1500
11949	ZPA5	R. Encarnacion	Encarnacion, Paraguay 0100
11950	—	V. of the Philippines	Manila, Philippines 1350
11965	—	Deutsche Welle Relay	Kigali, Rwanda 2100

kHz	Call	Name	Location
19-Meter Band—15100 to 15450 kHz			
15110	ZLZ1	R. New Zealand	Wellington, New Zealand 0505
15135	—	R. Iran	Tehran, Iran 2000
15145	ZYK33	R. Jornal do Comercio	Recife, Brazil 1350
15160	—	R. Ankara	Ankara, Turkey 2200
15160	—	R. Budapest	Budapest, Hungary 0110
15165	—	R. Denmark	Copenhagen, Denmark 2045
15170	—	R. Amman	Amman, Jordan 2330
15185	O1X4	Finnish Bc. Co.	Pori, Finland 1800
15200	—	Austrian R.	Vienna, Austria 2000
15240	—	R. Pakistan	Karachi, Pakistan 2030
15245	—	R. TV Nationale Congolais	Kinshasa, Congo 2200

kHz	Call	Name	Location
15260	—	BBC relay	Ascension Is. 0200
15270	—	Syrian Bc. Corp.	Damascus, Syria 1930
—	ETLF	R. Voice of the Gospel	Addis Ababa, Ethiopia 1515
15280	ZL4	R. New Zealand	Wellington, New Zealand 0430
15285	—	R. Lebanon	Beirut, Lebanon 0230
15290	—	R. Clube Mozambique	Lorenco Marques, Mozambique 0800
15300	—	R. Japan	Tokyo, Japan 1430
15305	—	Swiss Bc. Corp.	Bern, Switzerland 0200
15315	—	R. Sweden	Stockholm, Sweden 1400
15335	—	A.I.R.	New Delhi, India 1415
15345	—	N.H.I.	Athens, Greece 2100
15410	—	Deutsche Welle	Cologne, Germany 0100

kHz	Call	Name	Location
16-Meter Band—17700 to 17900 kHz			
17655	—	Cairo Radio	Cairo, UAR 0030
17700	—	R. Berlin International	Berlin, Germany 1230
17720	BED39	V. of Free China	Taipei, Taiwan 0300
17790	—	BBC	London, Eng and 1300
17795	—	Swiss Bc. Corp.	Bern, Switzerland 1830
17825	—	VOA	Tinang, Philippines 1500
17845	WNYW	R. New York Worldwide	New York, N.Y. 2200
17855	—	R. Havana Cuba	Havana, Cuba 2000
17900	—	R. Moscow	Kiev, USSR 0100
17945	—	R. Pakistan	Karachi, Pakistan 1330

kHz	Call	Name	Location
13-Meter Band—21450 to 21750 kHz			
21475	—	R. Berlin International	Berlin, Germany 1215
21485	—	A.I.R.	New Delhi, India 1000
21500	—	R. Brazzaville	Brazzaville, Rep. Congo 1330
21520	—	Swiss Bc. Corp.	Bern, Switzerland 1400
21525	—	Kuwait Bc. Syc.	Kuwa, 0900
21570	—	Vatican Radio	Vatican City 2300
21645	—	ORTF	Paris, France 1745
21690	—	W.I.B.S.	St. George, Grenada 2200

White's Emergency Radio Station Listings for Florida Statewide

SCIENCE AND ELECTRONICS furnishes this exclusive listing of emergency radio stations as an aid to our many readers now engaged in the fascinating and rapidly growing hobby of monitoring emergency radio communications. We have and will be publishing similar lists devoted to different metropolitan areas in forthcoming issues so that you'll be able to accumulate a sizable array of this difficult-to-obtain data. Refer to the index on page 81 for our 1969 program. Our 1970 brand new schedule will be announced in the next issue.

If you desire to obtain similar lists from other areas in the United States that have not been published in this magazine in 1969, then we suggest you write to Communications Research Bureau, Box 56, Commack, N. Y. 11725. They may have a list of emergency radio services that covers your locality. Include a stamped, self-addressed envelope with your request.

All frequencies are megahertz (MHz) unless otherwise noted.

MIAMI POLICE DEPT.

Biscayne Pk.	KBD928	155.67			
El Portal	KAT760	155.67			
Homestead	K1B23	154.89			
	K1E837	155.19	458.75		
	K1K46	458.75			
Miami	K1B751	27.255	155.19	155.67	453.05
	K1D361	155.49			
	KBF848	155.67			
	KGY301	155.67			
	K1D381	453.30	453.35	453.45	453.50
		460.05	460.10	460.125	
	K1S39-40	458.30	458.35	458.45	
	KJF87	458.75			
	KCT641-3	155.37			
Miami Shores	KAT757	155.67			
S. Miami	KAT758	155.67			
(walkie-talkies: 453.75)					

MIAMI FIRE DEPT.

Dade City	KBE340	154.28			
Homestead	K1B329	153.89			
	K1R40	458.95			
Miami	KBK811	158.82			
	KGY300	153.89			
	K1B329	153.89	154.31	453.10	453.15
		453.20	460.525	460.55	
		460.575			
	KBW841	154.28			
	KCU29	458.10			
	KFG85	458.10			
	KFV92	458.10			
	KJF69	458.95			
	KJF70-86	458.10			
Miami Shores	KAP742	153.89			

OTHER MIAMI DEPTS.

K1W754	453.325	453.375	453.425	453.475	453.55
	453.90				

MIAMI BEACH POLICE DEPT.

KGN543	156.03				
K1B563	156.03	156.09			
KLL680	460.40	460.425	460.45	460.475	460.50

MIAMI BEACH FIRE DEPT.

KCT269-71	154.01			
KGN542	154.01			
KLL510	453.225	453.275		
KLL511	460.525	460.55		

OTHER MIAMI BEACH DEPTS.

KEY902	453.25
--------	--------

DADE COUNTY-OPERATED STATIONS SHERIFF'S DEPT.

Bar Harbor	KLW52	158.73			
Bay Harbor	KLW56	158.73			
Fla. City	KOO91	158.91			
Golden Bch.	KVS27	158.73			
Homestead	KJZ85	158.73	158.91	158.97	159.03
Islandia	KOO95	158.91			
Medley	KLW51	158.97	159.03		
Miami	KDG915	154.80			
	KGV297	154.80			
	KLW50/54	158.73			
	KNS94	158.73	158.91	158.97	159.03
	KLW59	158.91			
	KOO92	158.91	158.97		
	KTO78	158.97			
	KCT281	453.55			
N. Bay Vlg.	KLW57	158.73	159.03		
N. Miami	KLW55	158.73			
N. Miami Bch.	KLW58	158.73			
Opa-Locka	KCU472	154.74	453.60		
	KLW48	158.73			
Perrine	KGV298	154.86			
	KDG273	154.95			
Surfside	KLW53	158.73			

COUNTY FIRE DEPT.

Fla. City	KBYS28	453.70	453.80
Miami	K1M654	33.70	
	KGP675	153.77	
	KBYS19-27	453.70	453.80
	KCR938	453.70	453.80
	KCR940	453.70	453.80
	KDE263/5	453.70	453.80
	K1M654	453.70	453.80
N. Miami Bch.	KBYS17	453.70	453.80
Opa-Locka	KBYS18	453.70	453.80
S. Miami	KJD899	153.77	453.70
Surfside	KDE264	453.70	453.80
Virginia Gdns.		453.70	453.80

OTHER DADE COUNTY AGENCY STATIONS

KEM595/453.85	K1R227/453.65	KRQ72-4/458.65
KSZ50-1/458.65	KTN89/458.65	
154.085	158.865	
453.525	453.925	453.975

MISC. OTHER FLORIDA STATIONS & NETWORKS

Everglades Fire Control net:		31.78
U.S. Weather Bureau (Jax, Miami, Tampa)		162.55
State forestry networks:	151.16	151.295
	151.24	159.27
	159.285	159.30
	159.33	159.375
	159.39	159.42
	159.45	453.65
	453.65	453.95
	458.65	458.95
Game & Fresh Water Fish Comm. net:	151.415	172.275
Central & Sthn. Fla. Flood Control nets:	30.94	169.475
	171.075	
Jacksonville Port Authority:	155.055	155.715
American Red Cross	Jacksonville	KFO766
	Jacksonville	KEO369
	Orlando	KFT643
	Pensacola	47.42
	Tallahassee	KFZ841
	Tampa	KFO765
Florida East Coast Railway:		160.53
Seaboard Coast Line:	160.29	160.59
Univ. of Fla. PD. Gainesville		155.31
FSU PD, Tallahassee		K1K314
SFU PD, N. Tampa		KCQ233
State Dept. of Agriculture net:		158.85
State Environmental Lab.	Winter Haven	171.85
Sunland Training Center	Buckingham	KBM910
	Marianna	KLK532
	Pensacola	KLO489
Monsanto Co. FD		154.145

**STATE LAW
ENFORCEMENT
AGENCIES**

Channels/Stations:
37.30 KJ430 KGP789
45.06 (Highway Patrol)
KAV733 KBQ738 KBV731-4
KBX376 KBZ941 KCO299
KCR971 KFY959 KFN559-60
KFY387 KGt617-9 KIA285
KIB471 KIB472-4 KIB479-87
KIB490-1 KIC734 KIC854
KID295 KID490 KID533
KID680 KIJ281-2 KIK502
KIM776 KIM939 KIP346
KIQ722 KIR486-7 KIR620
KIW246 KIW553 KJN747
KLG645 KLK645 KLU 468
KLW285
45.10 (Beverage Dept.)
KFY412 KGJ672 KGV216
KGW783 KIW5435 KIV747-8
KIW304 KIW586 KIW904
KIW978 KJB875 KJF963
KIW977
45.42 (Div. Corrections)
KBE342-3 KBL757 KFT238
KFX230 KGW698 KII794
KIJ666 KIK222 KIM752
KIN318 KIN946 KJY745
45.46 KIJ285-7
45.82 KFS997
154.95 KIL349
156.15 (repeater) KJF24
453.10 KHM80 KYH39
453.50 KTU89
458.10 KHM81 KYH38
458.50 KTU90
460.15 KLP923-9
460.20 KLP923-9
460.25 KLP924-6 KLP928-9
460.30 KLP924-6 KLP928-9
460.35 KLP924-9
Locations/Stations:
Arcadia KIK502
Avon KIN946
Belle Glade KBL757 KIK222
Bradenton KIJ3474
Brooksville KJA680
Bushnell KFT238
Campbellton KIR486
Chattahoochee KGP789
KII794 KIN318 KJI430
Crestview KIA285
Cross City KIB472
Daytona Bch. KGt619
KGW783
Deland KIB483
Eastpoint KJF24
Everglades KFN560
Ft. Lauderdale KIM776
Ft. Myers KIB481
Gainesville KAV733 KJY745
Havana KBZ941
Highland City KIB480
Inglis KCR971
Jacksonville KBV731-4
KFN559 KIB485 KIW246
KLJ286 KLP926
Lake Butler KGW698
Jennings KIR620
Lake City KIB486
Lake Placid KGt617
Lakeland KTU90
Leesburg KEY959
Live Oak KIV747
Lowell KBE342
Madison KGt618
Marathon KID533 KIW586
Marianna KIB490 KIM752
Melbourne KIB484
Miami KBX376 KFS997
KIW978 KLU468
Monticello KIR487
Naples KLG645
Ocala KIB491 KIW904
Okeechobee KBE343
Orlando KIC854 KJN747
KLJ285 KYH38
Pahokee KIB479
Palatka KIB471
Panama City KIC734
Pensacola KGJ672 KIB473
KLP923
Perry KIW553

Pinellas Pk. KIM939
Quincy KBQ738
Railford KIJ666
St. Augustine KID680
KLW285
Sarasota KGV216
Starke KIP346
Sunshine Skyway KIJ281-2
Tallahassee KCO299 KFX230
KFY387 KIL349 KIW304
KLK645 KLP924
Tampa KFY412 KIB487
KLJ287 KLP928 KTU89
Tavernier KIS435
Wausau KIV748
W. Hollywood KLP929
W. Palm Bch. KHM80-1
KIB482 KJB875 KLP927
Winter Garden KIW977
KLP925 KYH39
Yeehaw KID295
Yulee KIQ722
portable KID490 KJF963

**TURNPIKE
AUTHORITY**

Channels/Stations:
155.37 KFI592 KIM778
156.18 KAUT28 KCW688-90
KDY446-8 KFF376 KIM285-8
KIM291-2 KIM295
156.24 KAUT28 KCW687
KDJ442 KF1513 KGY296
KIM283-4 KIM289-90
KIM293-4 KIJ284
159.12 KCW680-6 KCY211
KIM274 KIM276 KIM279
KIM281-2 KLD822
159.18 KCW680-6 KCY211
KIM275 KIM277-8 KIM280
KIM283 KLD822
(UHF: 453.575 453.625
453.675 453.725)
Locations/Stations:
Boca Raton KIJ284
Broward Co. KDY446
KIM284 KIM287-8 KIM293
KIM295
Dade Co. KIM289
Ft. Pierce KCY211 (+UHF)
Jupiter KIM274
Kenansville KGB684
Kissimmee KDJ442
Lake Co. KCW680 KLD822
Lake Worth KIJ283
Martin Co. KIM280-1
Okeechobee KCW690
Orange Co. KCW689
KGY296
Orlando KCW681-2 KFI592
(+UHF)
Osceola KCW683 KCW686
Palm Bch. Co. KDY448
KF1513 KIM275 KIM277
KIM282-3 KIM291-2
Pompano Bch. KAU728
KIM294 (+UHF)
St. Lucie Co. KDY447
KIM285-6 KIM290
Sumter KCW687-8
Vero Bch. KCW685
W. Palm Bch. KIM276
KIM778

***SERVICE/USE
CODES:**

AV Aviation Authority
CD Civil Defense
FD Fire Department
HA Housing Authority
LG Local Government
MC Mosquito Control
PA Port Authority
PD Police Department
PI Bur. Public Instruction
PW Public Works
RB Roads & Bridges
SD Sheriff's Dept.
ZC Zoning Commission

**COUNTY OPERATED
UNITS**

Co/City * Call MHz

Alachua Co., Gainesville
SD KIA305 154.83
SD KIA305 154.95
Bay Co., Panama City
SD KIL237 37.30
LG KDR436 154.965
Baker Co., MacClenny
SD KIC740 154.725
SD KIC740 154.95
Bradford Co., Starke
SD KIG514 154.95
LG KFK524 153.92
Brevard Co., Cocoa
SD KIB675 154.89
SD KIG499 154.89
LG KIW652 155.715
LG KCS26 158.94
LG KDA72-3 158.94
LG KSZ75 158.94
HA KGL494 453.15
Eau Gallie
LG KDA71 158.94
LG KDG21 158.94
LG KHJ40 158.94
Melbourne
LG KFM333 155.715
LG KXB89 158.94
LG KEX35 158.94
Merritt I.
LG KDG22 158.94
LG KUX37 158.94
Palm Bay
SD KII346 154.89
LG KDA69 158.94
Rockledge
LG KFX275 155.865
LG KES99 158.94
Titusville
LG KGT517 155.715
LG KB875 158.94
LG KDA70 158.94
LG KDG20 158.94
LG KEX34 158.94
LG KRT69 158.94
Broward Co., Dania
LG KFW71 153.755
Ft. Lauderdale
SD KIG937 154.71
SD KIG937 154.83
SD KIP442 154.71
SD I55.46
LG KFW70/2 153.755
LG KBR500 453.95
PA KAS436 156.00
CD KDG742 158.775
W. Hollywood
SD KIP441 154.71
Cathoun Co., Blountstown
SD KIK958 37.30
Charlotte Co., El Jobean
SD KIZ201 45.90
Punta Gorda
SD KIJ289 45.90
SD KEV432 155.10
SD KLU232 155.561
SD KND53 158.97
Citrus Co., Homosassa Sp.
LG KDK71 158.94
Inverness
SD KID654 45.14
LG KDN937 155.10
Lecanto
LG KBU680 155.10
Clay Co., Green Cove
SD KIF637 154.95
Keystone Ht.
SD KFK678 154.95
Orange Pk.
SD KGJ761 154.95
Collier Co., Immolakee
SD KIN850 46.02
SD KCS22 158.88
Miles City
LG KBG767 155.82
Naples
SD KIJ601 46.02
SD KCS23-4 158.88
LG KLS459 158.82
Columbia Co., Lake City
SD KIF433 154.95

DeSoto Co., Arcadia
SD KIC372 46.02
Dixie Co., Cross City
SD KIP485 155.85
Duval Co., Jacksonville
SD KJH224 453.30
SD KJH224 453.35
SD KJH224 453.40
SD KJH224 453.45
SD KVL97 458.30
SD KVL97 458.35
PI KBF489 155.76
LG KEM616 155.82
LG KGT622 155.82
Escambia Co., Century
SD KJV49 154.83
Gonzalez
SD KIN947 159.15
SD KDK716 159.18
SD KCK315 155.82
Pensacola
SD KIW42 154.83
CD KCB767 155.28
PI 46.52
LG KTX88-9 155.88
Flagler Co., Bonnell
SD KIC520 154.95
Franklin Co., Apalachicola
SD KIP556 37.30
Gadsden Co., Quincy
SD KIK393 37.30
Gilchrist Co., Trenton
SD KII347 154.95
Glades Co., Moore Haven
SD KJD852 27.265
Gulf Co., Pt. St. Joe
SD KIH759 37.30
Hamilton Co., Jasper
SD KIL452 155.58
Hardee Co., Waukula
SD KIG805 45.58
SD KCN356 155.04
Hendry Co., LaBelle
SD KIL246 155.595
Hernando Co., Brooksville
SD KIF340 45.14
Highlands Co., Sebring
SD KIC938 46.02
Hillsborough Co., Plant City
PI KETS1 158.94
Tampa
SD KIB660 154.785
SD KGW286-7 453.30
SD KGW733 453.35
SD KCO305-7 458.30
AA KLD747 453.40
PI KCV405 154.98
PI KET52-5 158.94
SD KIB660 155.19
LG 453.475
Holmes Co., Bonifay
SD KIK982 37.30
Indian River Co., Vero Beach
SD KIF743 155.565
RB KIQ919 45.64
MC KJS583 46.56
Jackson Co., Marianna
SD KIA621 37.30
Jefferson Co., Monticello
SD KIK947 37.30
Lafayette Co., Mayo
SD KIH796 155.13
Lake Co., Tavares
SD KIB853 39.86
LG KFT570 45.40
Lee Co., Ft. Myers
SD KIC303 45.98
SD KBK529 155.655
SD KLE380 155.655
SD KHI52-4 158.93
SD KBA483 158.82
LG KBT90-1 153.86
LG KFM24 153.86
LG KNP83 153.86
LG KYT40 153.86
LG KB873 153.86
LG KEG538 453.15
MC KIX496 158.76
Ft. Myers Bch.
SD KH155 158.91
Lehigh Acres
SD KKNF98 158.91
Sanibel
SD KHQ34 158.91
Leon Co., Tallahassee
SD KIH616 37.30

WHITE'S EMERGENCY STATIONS

Levy Co., Bronson
 SD K1F638 154.95
Liberty Co., Bristol
 SD K1K959 37.30
Madison Co., Madison
 SD K1S862 155.61
Manatee Co., Bradenton
 SD K1G803 155.79
 LG KEW970 154.025
Marion Co., Ocala
 SD K1B649 155.07
 SD K1B649 154.95
Martin Co., Salerno
 LG KDK790 155.085
Stuart
 SD K1B437 154.86
 LG KCR241 155.085
 LG KDQ264 155.085
Monroe Co., Key West
 SD K1G769 45.10
 LG KDW87 154.98
 LG LCL210 158.76
Marathon
 SD K1W586 45.10
 LG KCL208 158.76
Tavernier
 SD K1S435 45.10
 LG KDW88 154.98
 LG KCL209 158.76
Nassau Co., Boulogne
 LG KD123 153.845
Bryceville
 LG KD122 153.845
Callahan
 LG KDI26 153.845
 LG KHW94 153.845
 LG KJE209 45.70
Fernandina B.
 SD K1B712 45.70
 LG KKG611 158.775
 LG KD125 153.845
 LG KD127-8 153.845
 LG KHW90-3 153.845
Hilliard
 LG KD120-4 153.845
 LG KHW96 153.845
Yulee
 LG KHW95 153.845
 LG KKG610 158.775
Okaloosa Co., Crestview
 SD K1F502 37.30
Okeechobee Co.
Okeechobee
 SD K1B703 158.73
 LG KFG496 46.54
Orange Co., Orlando
 SD K1N201 154.65
 SD K1H341 154.74
 LG KFK532 155.055
 PI KAT550 155.82
 ZC K1Y433 158.76
Winter Garden
 SD KJF202 154.65
Osceola Co., Keenansville
 SD K1H832 155.25
Kissimmee
 SD K1K983 155.25
 SD 465.375
St. Cloud
 LG KJB222 155.025
 SD 460.375
Palm Beach Co.
Beile Glade
 SD KJB872 45.60
 SD KCC96 154.725
 LG KGY529 453.25
Lake Worth
 LG KJ1545 153.905
Palm Beach
 SD KLJ220 155.565
W. Palm Beach
 SD K1K539 155.565
 SD K1W388 45.60
 SD KCA68 154.725
 SD KAP87 154.845
 SD KCN975 155.25
 SD KDG229 155.25
 SD K1S457 155.25
 LG KAX583-4 153.80
 LG KCW719 453.25
Pasco Co., Dade City
 SD K1B662 45.14
 LG KRQ89 153.845

Lacoochee
 SD K1Z532 45.62
New Pt. Richey
 SD K1D654 45.14
 LG KRQ36 153.845
San Antonio
 LG KFG473 158.895
 LG KLR476 453.15
Pinellas Co., Clearwater
 SD K1Q881 155.64
 SD K1Q881 156.09
 SD K1R525 158.76
 LG K1R823 153.80
St. Petersburg
 SD K1G503 155.64
 SD K1R621 158.76
 SD KHW66 154.755
St. Pete Bch.
 SD KCZ857 155.64
 SD KDB395 158.76
 SD KYA60 154.755
Polk Co., Bartow
 SD K1A730 155.595
 SD K1A730 155.70
 LG KEP584 158.805
Putnam Co., Crescent City
 SD K1C759 154.95
E. Palatka
 LG KFF304 158.835
Palatka
 SD K1L759 154.95
 SD K1L759 155.55
St. Johns Co., Ponte Verde E.
 SD KDZ462 39.50
St. Augustine
 SD K1C244 39.50
 LG KCR886 158.745
St. Lucie Co., Ft. Pierce
 SD K1N499 155.79
 SD K1N124 155.85
 LG KBA750-1 155.82
portable
 LG KFZ829 155.82
Santa Rosa Co., Milton
 SD K1A279 45.22
Sarasota Co., Sarasota
 SD KDY327 155.43
 SD K1B685 155.43
 SD KGV55 159.03
Seminole Co., Sanford
 SD K1G992 154.95
 SD K1G992 155.535
 LG KAV735 153.815
Sumter Co., Bushnell
 SD K1B405 45.14
Suwanee Co., Live Oak
 SD K1L288 45.22
Taylor Co., Keaton Bch.
 SD KBJ639 37.30
Perry
 SD K1L238 37.30
Steinhatchee
 SD KUT274 37.30
Union Co., Lake Butler
 SD K1H947 154.95
 SD KJ1355 154.95
Raiford
 SD KEL418 154.95
Volusia Co., Daytona Bch.
 SD KIT657 154.95
 LG KBU993-4 155.88
 MC KJZ916 153.955
 CD KLP872 37.26
Deland
 SD K1B941 154.86
 SD K1B941 154.95
Holly Hill
 SD K1C281 154.95
New Smyrna B.
 SD KEL388 154.95
Ormond Bch.
 LG KBU995 155.88
Smyrna Bch.
 MC KJZ915 153.985
Wakulla Co., Crawfordville
 SD K1L218 37.30
Walton Co., Se. Funiak Sp.
 SD K1E933 37.30
Washington Co., Chipley
 SD K1L238 37.30

FLA. MUNICIPAL AGENCY STATIONS

City * Call MHz

Apalachicola
 PD K1L595 155.43
Apopka
 PD K1Y379 155.01
 LG KDC925 154.43
Arcadia
 PD K1P567 45.94
 LG KDF608 46.54
Atlantic Bch.
 LG KCN848-9 154.10
Auburndale
 PD K1I612 155.07
 LG KCW693 154.04
Avon Park
 LG KDO295-6 155.94
Bartow
 PD K1A766 155.31
 LG KDA731 154.385
Belle Glade
 PD K1B440 156.21
 LG K1Y425 155.04
Boca Raton
 PD K1R951 155.52
 LG KBR981 154.40
 LG K1R651 155.82
Boynton Bch.
 PD K1P849 155.61
 FD KDJ435 154.145
 FD KDJ435 153.95
 LG KBO563 155.10
Bradenton
 PD K1D220 37.10
 FD KBV800 154.37
 FD KBW827-8 154.37
 FD KDB431 154.37
 FD K1R872/4 154.37
Brooksville
 PD mobiles 45.14
 LG KGR261 45.20
Cape Canaveral
 PD KCP602 155.64
Chattahoochee
 LG KDS637 154.055
Chipley
 LG KLP977 155.745
Clearwater
 PD K1I631 154.725
 PD K1I631 155.01
 FD KDF524 154.28
 FD KDF524 154.40
Clermont
 LG KCR263 153.86
Clewiston
 PD KFM460 154.785
 LG K1V830 154.04
Cocoa
 PD K1W494 155.19
 FD KCT610 154.16
 FD KFT217 154.16
 LG K1Y376 154.19
 LG KJY676 153.905
Cocoa Bch.
 PD K1W493 155.97
 FD KDU528 154.13
 FD KFN642 154.13
 LG KCY201 154.98
 LG KFN637 154.98
 LG K1Z614 154.98
Coral Gables
 PD K1C792 158.79
 PD KAS745 155.04
 PD K1H451 458.05
Crestview
 PD K1K493 155.31
Dade City
 PD K1M684 45.22
 FD KJC942 27.265
 LG KDN612 45.44
Dania
 PD K1X348 155.55
 LG KDN547 155.865
Daytona Bch.
 PD K1A218 155.25
 FD KCY227-9 154.175
 FD KCY617 154.175
 FD K1H757 154.175
 LG KEO325 153.98
 LG KET384 154.04
Deerfield Bch.
 PD K1M223 159.21
 FD KCO323 154.325
 LG KBK410 158.94

DeLand
 PD K1B935 158.85
 FD K1J637 154.22
Delray Bch.
 PD K1B461 155.07
 FD KCR882 153.95
 FD K1V797 154.19
 FD K1V797 154.265
 FD K1H757 154.205
 LG K1R950 158.88
Dunedin
 PD KDP419 155.58
 LG KBA460 155.94
Eau Gallie
 PD KFB937 155.37
 FD KCU272 154.16
Englewood
 FD K1P537 46.06
Eustis
 PD K1C897 39.92
 LG KCX432 45.52
Fernandina B.
 LG KBR460 155.10
Ft. Lauderdale
 PD K1B713 155.13
 PD K1U894 155.31
 PD K1B713 155.97
 FD K1I907 154.22
 FD K1I907 154.37
 FD K1Q233 154.25
 FD K1Q620 154.37
 FD KDV689 154.37
 FD KDV690 154.37
 FD KEX270-1 154.37
 FD K1P447 154.37
 FD K1Z241 154.37
 FD K1U867 154.37
 LG KEW949 153.815
 LG KEW968 153.92
 LG K1Y387 153.92
 LG K1W638 154.10
 LG K1J559 155.085
Ft. Meade
 PD K1F954 155.85
 LG KDK754 155.88
Ft. Myers
 PD K1A407 155.535
 LG K1U233 153.92
 LG KBS981-2 154.43
 FD KBS981-2 154.325
 FD KDS502 154.325
 FD KFX387 154.325
Ft. Pierce
 PD K1A929 159.21
 PD K1B945 155.94
 FD K1Y738-9 154.22
 FD K1E991 154.22
 FD KEW960 154.22
 LG K1V367 158.82
 LG K1B965 158.955
Ft. Walton B.
 PD KAC076 155.49
 LG KAR456 155.94
Frostproof
 LG KFB998 158.745
Gainesville
 PD K1B903 156.03
 PD 460.025
 PD 460.125
 PD 460.275
 PD 460.375
 FD KCT624 154.40
 LG KCO279 155.04
 LG KJR281 453.50
 LG KJR281 453.75
Green Cove S.
 PD K1F496 155.19
 LG KDP316 155.895
Gulfport
 PD K1T275 155.37
 PD KDO260 153.965
Haines City
 PD K1G993 156.45
 LG KDK639 155.10
Hallandale
 PD K1I425 158.85
 LG KGR266 154.98
 LG KDG245 154.98
Hialeah
 PD K1G578 154.77
 FD KBW804 154.07
Holly Hill
 PD mobiles 155.25
 LG KEP597 154.115
 LG KDG847 154.22
Hollywood
 PD K1B746 155.91

PD 460.075
 PD 460.175
 PD 460.225
 PD 460.275
 LG K15598 153.98
 LG KYR50-1 155.805
 PD KCW385-7 154.13
 FD KF8886 154.13
 FD K1D294 154.13
 LG KP297 153.875
 LG KRP93-5 155.835
Jacksonville
 PD KAY870 155.67
 PD KAY870 158.73
 PD K1B246 155.67
 PD KLU234 155.67
 PD KHJ26 155.91
 PD KFM493 158.73
 PD KLU340 158.73
 PD 153.755
 PD KJW779 453.05
 PD KJW779 453.10
 PD KJW779 453.15
 PD KJW779 453.20
 PD K1Z478 453.55
 PD K1L336 33.74
 PD KL1995 154.355
 FD K1B306 154.445
Jacksonville Bch.
 PD K1B708 159.21
 LG K1S439 158.82
Key West
 PD K1B564 155.43
 FD KC2471 154.13
 LG KFX375 45.56
Kissimmee
 PD K1A290 158.97
 LG KCR280 158.835
Lake City
 PD K1B433 155.01
 FD K1F863 154.37
 LG KDK755 154.10
Lakeland
 PD K1A275 460.225
 PD K1A275 460.40
 PD K1A275 460.45
 PD K1A275 460.50
 PD K1F995 154.19
 FD KEY939 154.295
 FD KEY939 154.325
 PD KDL888 39.06
 PD KDL888 45.28
Lake Park
 PD mobiles 155.85
 FD KQC284 154.19
 LG KDN549 155.955
Lake Wales
 PD K1C842 155.43
 PD KDX377 154.145
 LG KDF586 153.86
Lake Worth
 PD K1A608 155.43
 FD KDG814 154.235
 LG K1R625 155.76
Lantana
 PD KFX404 155.37
 PD KFY944 155.145
 FD KJ8981 153.95
 FD KJ8981 154.265
Largo
 PD KFO947 156.03
Leesburg
 PD K1B533 155.49
 LG KA U282 158.82
Live Oak
 PD K1K696 155.07
 LG KDL946 155.10
MacClenny
 LG LAW757 158.76
Madeira Bch.
 PD K1I277 159.09
 PD KBX937 158.88
 PD KDP294 158.88
Madison
 PD K1M606 155.61
 LG KDU471 155.88
 LG KEY938 155.88
Meitland
 PD KJD290 155.625
 FD KJU381 154.40
 FD KJU381 154.43
 LG K1V963 155.94
Margate
 PD mobiles 154.71
 FD KJN777 154.25
Marianna
 PD K1B312 155.07
 LG KDV395 155.04

Meibourne
 PD K1A477 158.79
 FD KJU247 154.16
Merritt I.
 FD KCT608 154.16
Miami Spgs.
 PD KAT759 155.67
Milton
 LG K1Y431 158.76
Miramar
 PD KAT794 156.15
 LG KCY353 155.775
 LG KJU317 155.775
Mt. Dora
 PD K1C511 39.82
 LG KJY826 158.955
Mulberry
 PD KCY559 155.37
 PD KBF850 155.76
Naples
 LG K1V649 155.76
 FD KJW439 155.145
Neptune Bch.
 LG KFG570 154.10
New Pt. Richey
 PD KBG761 155.37
 PD KJY826 27.245
 PD KJY826 27.275
New Smyrna B.
 PD K1B401 154.95
 FD KGG652 46.08
 LG KEW984 45.60
 LG K1Q922 45.60
 LG K1Q922 154.115
No. Miami
 PD KBD928 155.67
No. Miami Bch.
 LG KBG784 453.40
No. Palm Bch.
 PD K1W583 156.09
Oakland Pk.
 PD K1P604 155.73
 LG KAY226 155.94
Ocala
 PD K1B620 155.61
 LG KDZ433 154.085
Ocoee
 PD KLO220 155.37
 PD KDP978 154.10
 PD KFD636 154.10
Orange Pk.
 LG K1C595 154.995
Orlando
 PD KGV239 154.80
 PD KGV239 155.13
 PD K1B287 155.13
 PD 460.05
 PD 460.10
 PD 460.40
 PD 460.45
 FD K1B573 153.89
 FD K1B573 154.43
 FD KDG891 154.43
Ormond Bch.
 PD K1G623 155.31
 PD K1L303 155.31
 LG KDG243 156.00
Pahokee
 PD K1B542 155.31
Palatka
 PD K1C997 155.43
 FD K1S622 154.19
 LG K1Y385 153.80
Palm Bay
 LG KGP718 155.805
 FD KFK533 154.16
 FD KLP895 154.16
Palm Bch.
 PD KDN418 153.755
 PD K1A405 155.01
 FD KDP761 154.265
 FD KDP761 154.34
 FD KDL836 154.34
 FD KFA465 154.34
 FD KLL578 154.265
Palmetto
 PD KAV264 159.15
 FD K1R873 154.37
 FD KUA785 154.37
 LG KDU544 154.965
Palm Sprgs.
 PD mobiles 155.43
 PD KGW805 155.37
 PD KGW804 154.965
Panama City
 PD K1B396 158.79
 LG K1R752-3 158.82

Pensacola
 PD K1B775 155.61
 PD KH126 158.91
 FD K1C237 154.37
 FD K1L568 154.43
Perry
 PD K1K255 154.65
 LG KDU470 153.98
Pinellas Pk.
 PD K1I218 155.07
 FD K1Z365 154.145
 FD K1Z365 154.34
 LG K1W274 155.88
Plantation
 PD KBT212 155.07
 PD KGF733 155.055
 FD KCR272 154.445
Plant City
 PD K1B448 155.67
 LG KDT306 155.805
Pompano Bch.
 PD KFA462 159.09
 PD K1S855 159.09
 LG K1V402 154.04
 LG KFB853 154.04
 FD KCJ683 154.25
 FD KFF322 154.25
 FD KFR642 154.25
Punta Gorda
 PD K1I851 155.625
 LG KFF400 155.88
 LG KDL919 155.88
Quincy
 PD K1B807 154.845
 LG KDC298 154.98
Riviera Bch.
 PD K1G373 155.85
 FD KLO377 154.265
 LG K1I972 153.875
 LG KDA350 156.015
Rockledge
 PD KFT464 155.115
 FD K1V933 154.16
 FD KJU248 154.16
St. Augustine
 PD K1E804 159.15
 LG KDG228 158.94
St. Cloud
 PD K1O577 155.655
 LG K1R225 155.76
St. Petersburg
 PD K1A439 155.91
 FD KJY886-7 46.12
 FD K1B305 154.07
 LG K1W306 158.82
 LG KDT292 453.20
 LG KG U82 458.20
 LG KGV51 458.20
 LG KYT49 458.20
 LG KG U81 458.20
Sanford
 PD K1B373 154.77
 PD K1Q770-1 154.77
 FD K1Q772-4 154.43
 LG K1S548 45.56
Sarasota
 PD K1B747 154.815
 FD KDE709 46.06
 FD KGY208 46.06
 FD K1P536 46.06
 FD K1P536 46.16
 FD K1P708 46.06
 FD K1X767 46.06
 FD K1S545 154.31
 LG K1W705 154.10
Sebring
 PD K1K672 154.77
 FD KBE479 154.34
 LG KB1971 154.055
Springfield
 LG KDE652 155.835
Starke
 LG KA Q937 155.94
Stuart
 LG K8G813 154.98
 FD KDO232 154.01
 FD K1U805 154.01
 FD KLL538 154.01
Tallahassee
 PD KTA566 155.19
 PD KCU41 158.97
 FD KFD550 154.19
 FD KFK566 154.19
 FD KFK689 154.19
 FD KFK690 154.19
 FD K1J521 154.19
 LG K1T565 155.76

Tampa
 PD K1B459 155.97
 PD K1B459 156.21
 PD KBL389 453.05
 PD K1B459 453.55
 PD K1N998 453.60
 PD K1B459 453.70
 PD K1B459 453.80
 PD K1B459 453.85
 FD KFG601 154.175
 FD KFG602 154.13
 FD KFG602 154.175
 FD KLO493 154.175
 FD LRP737-8 154.175
 FD K1A653 154.22
 FD K1A653 154.43
 FD K1I455 154.43
Tarpon Sprgs.
 PD K1N847 155.49
 LG KDN586 154.04
Tavares
 PD KDV737 39.82
Titusville
 PD KDT228 154.725
 FD KFT622 154.325
 FD KLO469 154.325
 FD KLO470 154.325
 LG KAZ304 154.10
Treasure I.
 PD K1K968 158.79
 LG KCZ535 153.875
Venice
 PD KCN369 155.37
 PD KBX502 154.04
Vero Beach
 PD K1A713 155.67
 FD KCN654 154.37
 PW KCN834 158.76
Wauchula
 LG K1W215 45.64
W. Palm Bch.
 PD K1C274 159.15
 FD KBY362 153.95
 FD KBY362 154.265
 FD KBD558 154.43
 FD KGT555 154.43
 FD K1C278 154.43
 FD K1F722-3 154.43
 LG KGV370 45.32
 LG K1V709 45.44
 LG KJR257 153.85
Wilton Mnrs.
 PD K1K250 155.46
 PD K1K250 155.58
Winter Grdn.
 PD K1H456 155.79
 PD KJA926 154.025
 FD KFG498 154.355
Winter Haven
 PD K1B776 155.55
 FD KDP971 154.235
 LG K1X704 155.895
Winter Park
 PD K1B693 158.73
 FD KDJ599 154.37
 FD KC1492 158.88
 FD KGT568 158.88
Zephyrhills
 PD K1N420 45.66

Next Issue
Emergency
Stations in
Lower California

Mathematics of Music

Continued from page 79

Beats. The throbbing or pulsating effects produced when two or more vibrational frequencies interfere with each other are called beats. Figure 10 diagrams how a beat is formed. The two dotted lines represent pure primary sound tones of slightly different frequencies.

Initially, the compressions and rarefactions of air, represented by the "waves," reinforce each other to produce a composite sound (solid line) of greater amplitude than either primary sound. But as the two primary tones drift out of phase, they oppose each other so as to create a short period of minimal amplitude, or even total silence. This is the beat. The phase shift then continues to again produce a period of reinforcement, followed by another beat, and so on.

The number of beats per second is equivalent to the difference in the frequencies of the two primary sounds. For example, frequencies of 256 and 254 Hz sounding together produce two beats per second.

In 1873 Professor H. von Helmholtz published his classic mathematical study of the nature of sound and music. Helmholtz had observed that a beat frequency of up to five or six per second produces a pleasing sound, but as the beat frequency increases above this level, the effect becomes increasingly unpleasant. When the beat frequency becomes so rapid that the individual beats cannot be distinguished (above 20 per second), the music still exhibits a dissonance generally termed "roughness."

As the beat frequency is increased even more, the roughness fades away until it disappears when a beat frequency equivalent to a minor third is obtained. The roughness reappears again only when the beat fre-

quency is close to the octave, and once more disappears when the octave interval is made exact. As any musician knows, octave notes must be played correctly or pronounced dissonance is immediately evident.

The beat effect is the basic cause of musical dissonance. But it should be noted that beats are often used to good effect as well. For example, beats are used to provide the so-called *voix celeste* of an organ; this is a soft tremulous tone produced by a labial stop of 8-ft. pitch. Before the advent of electronic instruments, piano tuners were dependent on beat phenomena when tuning pianos.

Much of the musical "quality" obtained when a number of musical instruments play together can also be attributed to beats. For example, it would be very easy to amplify the sound of one violin to make it as loud as ten violins. And yet it isn't done, even though this would reduce musician salaries considerably. Why? Ten violins can't be tuned to absolute perfection with each other which means that the slightly "incorrect" tunings lead to the production of beats which create a tonal quality not attainable with one violin incapable of beating against itself.

Overtones. Throughout the preceding discussions we have been concerned wholly with pure tones and combinations of pure tones. But musical notes as created by instruments or the human voice are not pure in a vibrational sense; they are in fact complex mixtures of related vibrational frequencies. For example, an instrumental A is not just a frequency of 261.7 Hz; it is that plus many other frequencies called *overtones*. As will be apparent from Fig. 11, the various overtones of a fundamental can be calculated by multiplying the fundamental frequency by 2, 3, 4, etc.

The components that make up a complex sound structure are called *partial tones*, or

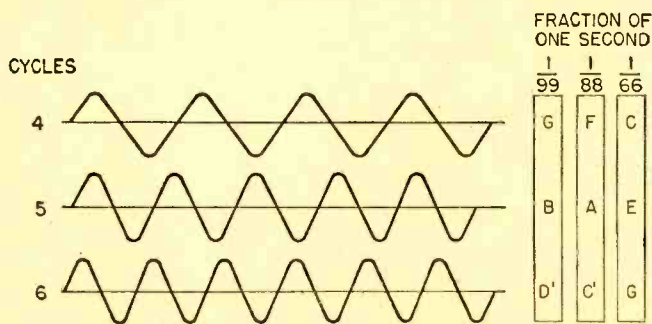


Fig. 9. Best way to understand triad ratios is to view them in terms of what's actually going on during a given time period. Here, while note C goes through four cycles, E will go through five cycles, and G through six.

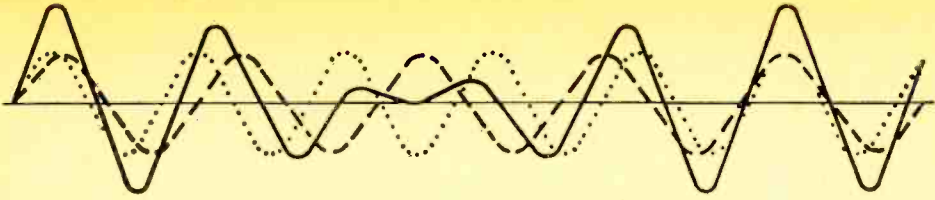


Fig. 10. Artist's representation of how beat is formed. Phase of two tones is basic here, since notes will tend to either reinforce or cancel one another.

simply *partials*. The *fundamental* is the partial having the lowest frequency; the higher frequencies are *upper partials* or *overtones*. When the frequencies of the overtones are exact multiples of the fundamental, the partials are called *harmonics*. When they are not exact multiples, they are called *inharmonic partials*.

Dissonance. An octave is a musical interval of the highest possible consonance, or to put it another way, an interval having the least dissonance. Why this should be so is made evident by Fig. 11. Compare the fundamental and overtone frequencies of the "low rate" (middle C) with those of the octave note C¹. Note that every frequency in the higher octave matches exactly some overtone of the low note. (The fourth octave overtone would match the 9th overtone of the low note.) If you accept the fact that the low note, C, would exhibit no dissonance if sounded alone, you can see that the addition of the octave C¹ adds nothing that is not already present, and therefore cannot produce dissonance.

What about the beating effect between the overtones themselves? The smallest frequency difference is 262 Hz (524 - 262); this beat frequency is too high to produce a sensation of musical roughness or dissonance.

What happens when the higher note is lowered a semitone to produce an interval of a seventh? The situation is now very much different. Note one of the overtones of the seventh matches an overtone of the low note. Moreover, the difference between certain overtones is now much smaller. For example, the beat frequency between the seventh fundamental (494 Hz) and the first overtone of the low note (524) is 30. This beat frequency is in the range that is most likely to produce dissonance. And facts confirm theory; the seventh is recognized as an extremely dissonant interval.

Now drop down to the fifth. Note that the first and third overtones of the fifth cor-

respond to the second and fifth overtones of the low note. This correlation is conducive to the consonance, or lack of dissonance, associated with musical fifths.

The Surface Only. The mathematics of music as a whole—or even of a single aspect such as dissonance—is so complex that only the briefest introduction can be given here. But let's consider one more musical curiosity mainly to whet the appetites of those who think they might enjoy delving deeper into this fascinating subject.

Study Fig. 12. Note that in the upper half of the chart all of the selected tone intervals have almost identical beat frequencies. Yet the fifth and major third are consonant, while the tone is dissonant and the semitone is even more dissonant. Why? Good question.

In the lower half of the chart a number of identical semitones (C²-C) in different

DISSONANCE AND CONSONANCE FREQUENCY RELATIONSHIPS				
	Low note	High note		
		Octave	5th	7th
Fundamental	262	524	392	494
First overtone	524	<u>1047</u>	<u>785</u>	988
Second overtone	785	1570	1178	1482
Third overtone	1047	2094	1570	1976
Fourth overtone	1309	2617	1963	2470
Fifth overtone	1570			
Sixth overtone	1832			
Seventh overtone	2094			

Note: all frequencies have been rounded to the nearest whole numbers.

Fig. 11. Dissonance and consonance frequency relationships between middle C and its various overtones. Underlines indicate frequencies having exact counterparts.

Mathematics of Music

Continued from previous page

octave ranges are compared. Observe that the beat frequency is lowest in the lowest octave range and that this produces the least amount of dissonance.

But it doesn't follow that the greatest amount of dissonance occurs in the octave range having the highest beat frequency. For the C#-C semitone at least, the greatest dissonance is observed in the octave range

producing a beat frequency of about 31. Why? Another good question.

Intrigued? Then in all fairness, this warning. If you have enough curiosity to dig out the answers to these two questions, you'll almost surely be hooked forever by the mathematics of music—and not because it will help you play the piccolo any better. Perhaps it's because the arbitrariness of music adds a certain spice to the game of musical mathematics. Just when you're sure that two plus two equals four, you find that it actually equals 3.99 or 4.01—and you want to know why. ■

CONSONANCE AND DISSONANCE IN RELATION TO BEAT FREQUENCIES

Tone interval	Tones	Frequencies	Beat frequency	Sound quality
Fifth	G ₂ -C ₃	98.0— 65.4	32.6	Consonant
Major 3rd	E ₃ -C ₃	164.8— 130.8	34.0	Consonant
Tone	D ₄ -C ₄	293.7— 261.7	32.0	Dissonant
Semitone	C ₆ #-C ₆	554.6— 523.4	31.2	Dissonant (more than tone)
Semitone	C ₆ #-C ₆	1109.2—1046.8	62.4	Dissonant
Semitone	C ₆ #-C ₅	554.6— 523.4	31.2	Most dissonant
Semitone	C ₄ #-C ₄	277.3— 261.7	15.6	Dissonant
Semitone	C ₃ #-C ₃	138.6— 130.8	7.8	Dissonant
Semitone	C ₂ #-C ₂	69.3— 65.4	3.9	Least dissonant

Fig. 12. Consonance and dissonance in relation to beat frequencies. Note that beat frequency itself apparently has little bearing on whether sound is consonant or dissonant.

New Products

Continued from page 18

dering heat with no danger of overheating. It continues at the lower wattage until a higher heat is required, then the relay cuts in again for as long as needed. Initial input is 180 watts and it operates at 40 watts. Heating elements may be changed without tools. Iron-plated or 1/8-in. plug-in tips are inserted by loosening one set screw, and you can match the tip to your job. Price is \$9.95 and more dope can be had from Wall Manufacturing Co., Kingston, N. C. 28501.

Neat Lil Radio

Heath Company has brought out a solid-state AM/FM table radio, the GR-48, a bargain at \$39.95 in kit form. The GR-48 has switchable automatic frequency control

(AFC) and 5-uV sensitivity. Automatic gain control on AM keeps the volume constant under varying signal strengths. There are built-in AM and FM antennas. The cabinet is avocado green with a color-coordinated grille. The dial is back lighted and all controls are front-panel mounted. There's a 3 x 5-in. oval speaker. The circuit goes together on a single circuit board, and the AM/FM tuner is supplied factory-aligned.

Want to know more about the GR-48? Then drop a line to Heath Co., Benton Harbor, Mich. 49022.

Ask Me Another

Continued from page 17

volt heater which might work. You'll have to replace the five-in tube sockets with a seven-pin miniature type.

☆ The Skies Above Us ☆

Continued from page 26

the sun, is being devoured by an evil monster. Very early in most civilizations throughout the world, the sun was assigned the position as the giver of all light and life. The Mayan priests in Yucatan recorded many solar eclipses over several centuries, including an annular eclipse on Aug. 17, 342 A.D., whose path crossed this same area where our eclipse of March 7 enters Mexico.

★ Only a dozen minutes after totality begins on the south coast of this thin part of Mexico, the umbra leaves the land and heads across the Gulf of Mexico toward western Florida. We'll follow it along the way, but here I should hold out some consolation to those who can't get away from home. This eclipse will be visible as partial, outside the path of totality, over all of North and Central America (except Alaska) and in South America down to a line from mid-Peru to Guyana (formerly British Guinea, if your map is an old one).

★ Now, to get back to the umbra, it picks up speed across the Gulf and enters Florida east of Tallahassee at about 1:16 EST, at 1800 miles an hour; it is then only 85 miles wide and totality lasts 3 minutes 10 seconds. Into the southeast corner of Georgia it goes at 1:19 and along the coasts of that state and South and North Carolina, then leaping into the Atlantic around Norfolk at 1:36 p.m., with a speed of 2100 miles an hour, a path 80 miles wide and 2 minutes 49 seconds required to pass a given spot. As a last goodbye to the U.S., the umbra next barely touches the island of Nantucket at 1:47, but the speed is 2400 miles an hour and totality lasts only 1 minute 37 seconds.

★ Again the path lies over water, then there's a swift trip along the coast of Nova Scotia and across Newfoundland into the North Atlantic, where the tip of the shadow's finger leaves the earth about 600 miles south of Iceland, some two hours after first touching Mexico and about three and a half after the beginning out in mid-Pacific.

★★ As for observing this important event, a few words to the wise. First of all, when there is no total eclipse where you are, never look at the sun without protection (regular sun glasses are *not* protection). Welder's glasses, if you can see nothing else through them but the very brightest of lights, close

up, will be safe. But don't use binoculars or a telescope for viewing unless the filter covers the whole front end; at the eye-end, the concentrated heat of the sun will crack the filter. For two or three dollars, you can buy a #12 welder's helmet window, which is quite safe for naked-eye viewing (or again over the front of binoculars or a small telescope); these are usually about 2 x 4 in. in size and can be cut into two squares. It's worth the investment.

★ A telescope or binoculars can be used to project an image of the sun, by holding a card several inches behind the eyepiece and focusing the sun's image sharply on it. In this way several eclipse viewers can watch at one time.

★ When you are so fortunate as to be in the path of the total eclipse, use one of the techniques described above, both before and after the brief minutes of totality. But when the black lunar disk hides all the bright sun, leaving only the corona visible—that enormous outermost envelope of our star—take all filters away and drink in the fantastic sight, for you may never see it again. Perhaps I can best hint at its appearance by quoting from my write-up of the only total eclipse I've ever seen—on July 9, 1945, from the village of Wolseley, Sask., to which I had flown 2000 miles and set up three tons of equipment in the hope of seeing and photographing the corona for only 34 seconds!

"I had read descriptions by scientists and popular writers and had looked at hundreds of photographs of the phenomenon. In other words, there was considerable preparation for what was to be seen. But there is no description and no pictorial representation that begins to express the awe-inspiring beauty of the sight! The sheer delicacy of the stuff of the corona was startling; the decided three-dimensional effect was a complete surprise. . . . The assembled villagers paid their tribute to the beauty of the corona with cheers and a great burst of applause at the reappearance of the sun and, for several minutes afterward, many of them were seen to be peering into the sky with looks of unbelief on their faces . . ."

★ If you can at all make it, get close to the center of the total path on March 7 and take a chance on the weather for the sight of a lifetime. ■

Operation Face-Lift

Continued from page 45

to have, yet not be excessively weighty. It's easy to work, and when sanded smooth and varnished or stained, becomes a very attractive piece of radio shack furniture.

Upright supports also can be $\frac{3}{4}$ -in. plywood. But take care to cut the edges square so they'll make neat, strong joints, with no wobbling or teetering when attached to the top of the platform.

Begin planning your platform by arranging your equipment on a table top in the position you'll want to arrange it on the platform. Measure side-to-side and front-to-back dimensions of the entire arrangement to determine the size of the top for the platform. Don't jam the cabinets tightly together when you do this—leave about $\frac{1}{4}$ -in. between adjacent units.

Next, decide what equipment you will want to install on the bottom side of the platform. Dimensions of this equipment will determine how high the platform should be above the tabletop. Ordinarily 4 or 5 in. is adequate, but it can be more than this if you have bulky equipment to place under the platform. Allow about $\frac{1}{2}$ -in. above the highest item you intend to put under the platform—more if ventilation is needed for gear containing tubes.

Block That Sag. If the equipment on top is very heavy, you'll need at least one center support, cut to the same dimensions as the end supports, in the middle of the platform. These supports should be attached to the platform top with long wood screws and preferably also with angle brackets or scrap pieces of wood cut exactly square and attached inside at the corners. These are necessary to ensure that the supporting pieces remain square to the platform top, and to prevent the supports from working loose in future months as equipment is rearranged or removed for service or modification.

Attach the angle brackets with wood screws, and attach wood braces with both wood screws and wood glue.

Wood screws should also be used directly through the platform top into the supports, with glue applied to the joint before the screws are tightened. Use flathead screws, and countersink them slightly below the surface of the top and sides, then fill this space with Plastic Wood or other filler. When the

filler is dry, sand it smooth and finish with varnish or stain for a neat, professional-appearing job.

The end supports should be cut so they extend about 3 in. beyond the rear edge of the platform. This prevents the platform from being pushed tightly against the wall behind your operating bench; it also allows space between the back of your equipment and the wall for cables and accessory plugs on the back of the equipment. What's more, it leaves room for you to reach back there to check connections and make adjustments without moving the platform and all the equipment on it. About 1 in. of the bottom corner at the rear end of these supports can be mitered off to allow space for line cords and other wiring.

Lagged And Anchored. If you wish to mount small equipment items permanently to the underside of the platform or to the side or center supports, this equipment can be attached with angle brackets or with sheet metal straps attached to the platform with wood screws. Alternatively, shelves can be made of $\frac{1}{4}$ -in. plywood or Masonite and mounted to cleats attached front to back on the vertical supports.

As you can see, the entire platform can be built in an evening or two, and it will add significantly to the enjoyment you receive from your radio gear.

When you get finished with your platform designed to your very own needs and taste, take a picture of it and send it off to the Editor. He'd like to see what you can do. ■

Magnetic Beam Balance

Continued from page 34

lightweight object? It's very simple—just place the object to be weighed on the weighing platform, being careful that it doesn't rub against the meter's face plate. Turn the power switch *on* and adjust the null control until the pointer, which has been forced down against the lower limit pin by the weight of the object, is just balanced in the middle of its excursion from minimum to maximum between the two limit pins. Take a reading on M2. Since there is a direct correlation between the weight of the object being weighed and the amount of current required to balance the pointer, the M2 readings can be converted directly to weight units. ■

Radio Astronomy by Mail

Continued from page 48

of numerous small hot spots and at least one large intense source of X-rays on the edge of the solar disc.

Says Meisel: "Hopefully the technique will prove as accurate in pin-pointing the major sources of intense X-rays as high altitude rockets and satellites, but without their high cost." The ultimate goal of the experiments is a better understanding of solar activity and its effects on Earth. Improvements in long distance radio communications would be one result of the identification, location and prediction of the major hot spots.

What will the hundreds of participants get from their efforts? A "thank you" card from Meisel, and the personal satisfaction of knowing that they have participated in a worthwhile research project.

All Was Not Well. A number of participants also learned, much to their chagrin, that the paths of research are not always smooth. For example, one participant was forced to terminate his monitoring abruptly because of a cry of help; turns out that he is a member of a "rescue squad" that was called into action during the height of the

eclipse. Another participant reported his inability to monitor any station because his family strenuously objected to having the radio turned on at 4 a.m. A Californian wrote cryptically: "Due to an exasperating set of circumstances beyond my control, I was unable to obtain any radio observations."

Perhaps the most revealing plaint came from a participant who *did* complete his monitoring, but under conditions of extreme hardship. He wrote (good naturedly): "Had I known that I was going to listen to two hours of Beatle records, I never would have started." And yet he might well have expected something like that since he had been asked to monitor a hot spot. ■

What Did That Bus Say?

Continued from page 63

another bus because this one has been so successful. He looks at the project from the standpoint of a passenger on that bus himself each day. "Traveling so many miles, so many days a week for so many hours, and so much land outside the window with scenery that is monotonous, would bore an adult, much less a child." Says Mr. Raine. "As a result of the program the children now fill in those lonely hours cramped together in a bus, by participating in a program that brings them all together in a common interest. They have an appetite for literature and other subjects now that they seemed not to have had before the installment of the tapes." ■

STATEMENT OF OWNERSHIP, MANAGEMENT AND CIRCULATION		Publication of this form will be considered a violation of the provisions of the Copyright Act of 1909, Section 4101, Title 17, United States Code, unless it is accompanied by a certificate of registration in the Copyright Office, U.S. Department of Commerce, Patent Office, No. 44-38121	
1. DATE OF FILING: OCT 1 1969			
2. TITLE OF PUBLICATION: SCIENCE & ELECTRONICS and RADIO-TV EXPERIMENTER			
3. FREQUENCY OF ISSUE: Bi-Monthly			
4. LOCATION OF HEADQUARTERS OF PUBLICATION (Name, city, county, state, ZIP code): 229 Park Avenue South, New York, N.Y. 10003			
5. LOCATION OF THE HEADQUARTERS OF GENERAL BUSINESS OFFICES OF THE PUBLISHER (Name, city, county, state, ZIP code): 229 Park Avenue South, New York, N.Y. 10003			
6. NAME AND ADDRESS OF PUBLISHER, EDITOR, AND MANAGING EDITOR: PUBLISHER (Name and address): Joel Davis, 229 Park Avenue South, New York, N.Y. 10003 EDITOR (Name and address): Julian Sienkiewicz, 229 Park Avenue South, New York, N.Y. 10003			
7. OWNERS (If owned by a corporation, its name and address must be stated and also immediately thereunder the names and addresses of stockholders owning or holding 1 percent or more of total amount of stock. If not owned by a corporation, the names and addresses of the individual owners must be given. If owned by a partnership or other unincorporated firm, its name and address, as well as that of each individual must be given.) R.A. FLEISHER, 229 Park Avenue South, New York, N.Y. 10003			
8. KNOWN BONDHOLDERS, MORTGAGEES, AND OTHER SECURITY HOLDERS OWNING OR HOLDING 1 PERCENT OR MORE OF TOTAL AMOUNT OF BONDS, MORTGAGES OR OTHER SECURITIES (If there are none, so state): NONE			
9. FOR COMPLETION BY NONPROFIT ORGANIZATIONS AUTHORIZED TO MAIL AT SPECIAL RATES (Section 1311, 1312, Postal Manual) (Check one) The purpose, function, and nonprofit status of this organization and the exempt status for Federal income tax purposes: <input type="checkbox"/> Have not changed during preceding 12 months <input type="checkbox"/> Have changed during preceding 12 months (If changed, publisher must submit explanation of change with this statement.)			
10. EXTENT AND NATURE OF CIRCULATION	AVERAGE NO. COPIES EACH ISSUE DURING PRECEDING 12 MONTHS	ACTUAL NUMBER OF COPIES OF SINGLE ISSUE PUBLISHED NEAREST TO FILING DATE	
A. TOTAL NO. COPIES (Net Press Run)	167,866	166,457	
B. PAID CIRCULATION 1. SALES THROUGH DEALERS AND CARRIERS, STREET VENDORS, AND COUNTER SALES	42,876	40,000	
2. MAIL SUBSCRIPTIONS	38,628	50,200	
C. TOTAL PAID CIRCULATION	81,504	90,200	
D. FREE DISTRIBUTION (Including by mail, carrier or other means)	2,007	3,245	
E. TOTAL DISTRIBUTION (Sum of C and D)	83,511	93,445	
F. OFFICE USE, LEFT-OVERS, UNWANTED RETURNS	84,355	75,012	
G. TOTAL (Sum of E and F should equal net press run shown in A)	167,866	166,457	
I certify that the statements made by me above are correct and complete. V.C. Stabile			



"... and I suppose it hums now because it's so happy you worked on it?"

IF YOU LIKE ELECTRONICS—and are trapped in a dull, low-paying job—the story of Eugene Frost's success can open your eyes to a good way to get ahead.

Back in 1957, Gene Frost was stalled in a low-pay TV repair job. Before that, he'd driven a cab, repaired washers, rebuilt electric motors, and been a furnace salesman. He'd turned to TV service work in hopes of a better future—but soon found he was stymied there too.

"I'd had lots of TV training," Frost recalls today, "including numerous factory schools and a semester of advanced TV at a college in Dayton. But even so, I was stuck at \$1.50 an hour."

Gene Frost's wife recalls those days all too well. "We were living in a rented double," she says, "at \$25 a month. And there were no modern conveniences."

"We were driving a six-year-old car," adds Mr. Frost, "but we had no choice. No matter what I did, there seemed to be no way to get ahead."

Learns of CIE

Then one day at the shop, Frost got to talking with two fellow workers who were taking CIE courses... pre-

paring for better jobs by studying electronics at home in their spare time. "They were so well satisfied," Mr. Frost relates, "that I decided to try the course myself."

He was not disappointed. "The lessons," he declares, "were wonderful—well presented and easy to understand. And I liked the relationship with my instructor. He made notes on the work I sent in, giving me a clear explanation of the areas where I had problems. It was even better than taking a course in person because I had plenty of time to read over his comments."

Studies at Night

"While taking the course from CIE," Mr. Frost continues, "I kept right on with my regular job and studied at night. After graduating, I went on with my TV repair work while looking for an opening where I could put my new training to use."

His opportunity wasn't long in coming. With his CIE training, he qualified for his 2nd Class FCC License, and soon afterward passed the entrance examination at North American Aviation. "You can imagine how I felt," says Mr. Frost. "My new job paid \$228 a month more!"

Currently, Mr. Frost reports, he's an inspector of major electronic systems, checking the work of as many as 18 men. "I don't lift anything heavier than a pencil," he says. "It's pleasant work and work that I feel is important."

Changes Standard of Living


Gene Frost's wife shares his enthusiasm. "CIE training has changed our standard of living completely," she says.

"Our new house is just one example," chimes in Mr. Frost. "We also have a color TV and two good cars instead of one old one. Now we can get out and enjoy life. Last summer we took a 5,000 mile trip through the West in our new air-conditioned Pontiac."


"No doubt about it," Gene Frost concludes. "My CIE electronics course has really paid off. Every minute and every dollar I spent on it was worth it."

Why Training is Important

Gene Frost has discovered what many others never learn until it is too late: that to get ahead in electronics today, you need to know more than soldering connections, testing circuits, and


"CIE training helped pay for my new house," says Eugene Frost of Columbus, Ohio

Gene Frost was "stuck" in low-pay TV repair work. Then two co-workers suggested he take a CIE home study course in electronics. Today he's living in a new house, owns two cars and a color TV set, and holds an important technical job at North American Aviation. If you'd like to get ahead the way he did, read his inspiring story here.



replacing components. You need to really know the fundamentals.

Without such knowledge, you're limited to "thinking with your hands" ... learning by taking things apart and putting them back together. You can never hope to be anything more than a serviceman. And in this kind of work, your pay will stay low because you're competing with every home handyman and part-time basement tinkerer.

But for men with training in the fundamentals of electronics, there are no such limitations. They think with their heads, not their hands. They're qualified for assignments that are far beyond the capacity of the "screw-driver and pliers" repairman.

The future for trained technicians is bright indeed. Thousands of men are desperately needed in virtually every field of electronics, from 2-way mobile radio to computer testing and troubleshooting. And with demands like this, salaries have skyrocketed. Many technicians earn \$8,000, \$10,000, \$12,000 or more a year.

How can you get the training you need to cash in on this booming demand? Gene Frost found the answer in CIE. And so can you.

Send for Free Book

Thousands who are advancing their electronics careers started by reading our famous book, "How To Succeed In Electronics." It tells of the many electronics careers open to men with the proper training. And it tells which courses of study best prepare you for the work you want.

If you'd like to get ahead the way Gene Frost did, let us send you this 44-page book free. With

it we'll include our other helpful book, "How To Get A Commercial FCC License." Just fill out and mail the attached card.

If the card is missing, use the coupon below.

ENROLL UNDER G.I. BILL

All CIE courses are available under the new G.I. Bill. If you served on active duty since January 31, 1955, or are in service now, check box on reply card for G.I. Bill information.

CIE Cleveland Institute of Electronics
1776 East 17th Street, Cleveland, Ohio 44114

NEW
COLLEGE-LEVEL CAREER COURSE FOR MEN WITH PRIOR EXPERIENCE IN ELECTRONICS
ELECTRONICS ENGINEERING . . . covers steady-state and transient network theory, solid state physics and circuitry pulse techniques, computer logic and mathematics through calculus. A college-level course for men already working in Electronics.

Cleveland Institute of Electronics
1776 East 17th Street, Cleveland, Ohio 44114

Please send me without cost or obligation:

1. Your 44-page book "How To Succeed In Electronics" describing the job opportunities in Electronics today, and how your courses can prepare me for them.
2. Your book on "How To Get A Commercial FCC License."

I am especially interested in:


<input type="checkbox"/> Electronics Technology	<input type="checkbox"/> Broadcast Engineering	<input type="checkbox"/> First Class FCC License
<input type="checkbox"/> Electronic Communications	<input type="checkbox"/> Industrial Electronics	<input type="checkbox"/> Electronics Engineering

Name _____ (Please Print)

Address _____

City _____ State _____ Zip _____

Check here for G.I. Bill information. EX-36



BUILD YOUR OWN RADIO

and Electronics Circuits

PROGRESSIVE "Edu-Kit"™ HOME RADIO COURSE

Now Includes

- ★ 12 RECEIVERS
- ★ 3 TRANSMITTERS
- ★ SQ. WAVE GENERATOR
- ★ SIGNAL TRACER
- ★ AMPLIFIER
- ★ SIGNAL INJECTOR
- ★ CODE OSCILLATOR

- ★ No Knowledge of Radio Necessary
- ★ No Additional Parts or Tools Needed
- ★ EXCELLENT BACKGROUND FOR TV
- ★ SCHOOL INQUIRIES INVITED
- ★ Sold in 79 Countries

**YOU DON'T HAVE TO SPEND
HUNDREDS OF DOLLARS FOR A RADIO COURSE**

The "Edu-Kit" offers you an outstanding PRACTICAL HOME RADIO COURSE at a rock-bottom price. Our Kit is designed to train Radio & Electronics Technicians, making use of the most modern methods of home training. You will learn radio theory, construction practice and servicing. THIS IS A COMPLETE RADIO COURSE IN EVERY DETAIL. You will learn how to build radios, using regular schematics; how to wire and solder in a professional manner; how to service radios. You will work with the standard type of punched metal chassis as well as the latest development of Printed Circuit chassis with RF and AF amplifiers and oscillators, detectors, rectifiers, test equipment. You will learn and practice code, using the Progressive Code Oscillator. You will learn and practice trouble-shooting, using the Progressive Signal Tracer. Progressively, you will learn Progressive Dynamic Radio & Electronics Tester, Square Wave Generator and the accompanying instructional material.

You will receive training for the Novice, Technician and General Classes of F.C.C. Radio Amateur Licenses. You will build Receiver, Transmitter, Square Wave Generator, Code Oscillator, Signal Tracer and Signal Injector circuits, and learn how to operate them. You will receive excellent background for television, Hi-Fi and Electronics work. Absolutely no previous knowledge of radio or science is required. The "Edu-Kit" is the product of many years of teaching and engineering experience. The "Edu-Kit" will provide you with a complete education in Electronics and Radio, at many times the low price you pay. The Signal Tracer alone is worth more than the price of the kit.

THE KIT FOR EVERYONE

You do not need the slightest background in radio or science. Whether you are interested in Radio & Electronics because you want an interesting hobby, a well paying business or a job with a future, you will find the "Edu-Kit" a worthwhile investment. Many thousands of individuals of all

ages and backgrounds have successfully used the "Edu-Kit" in more than 79 countries of the world. The "Edu-Kit" has been carefully designed, step by step, so that you cannot make a mistake. The "Edu-Kit" allows you to teach yourself at your own rate. No instructor is necessary.

PROGRESSIVE TEACHING METHOD

The Progressive Radio "Edu-Kit" is the foremost educational radio kit in the world, and is universally accepted as the standard in the field of electronics training. The "Edu-Kit" uses the modern educational principle of "Learn by Doing." Therefore you construct, learn schematics, study theory, practice trouble shooting—all in a newly integrated program designed to provide an easily-learned, thorough and interesting background in radio. You begin by examining the various radio parts of the "Edu-Kit." You then learn the function, theory and wiring of these parts. Then you build a simple radio. With this first set you will enjoy listening to regular broadcast stations, learn theory, practice testing and trouble-shooting. Then you build a more advanced radio, learn more advanced theory and techniques. Gradually, in a progressive manner, and at your own rate, you will find yourself constructing more advanced multi-tube radio circuits, and doing work like a professional Radio Technician.

Included in the "Edu-Kit" course are Receiver, Transmitter, Code Oscillator, Signal Tracer, Square Wave Generator and Signal Injector Circuits. These are not unprofessional "breadboard" experiments, but genuine radio circuits, constructed by means of professional wiring and soldering on metal chassis, plus the new method of radio construction known as "Printed Circuitry." These circuits operate on your regular AC or DC house current.

THE "EDU-KIT" IS COMPLETE

You will receive all parts and instructions necessary to build twenty different radio and electronics circuits, each guaranteed to operate. Our Kits contain tubes, tube sockets, variable, electrolytic, mica, ceramic and paper dielectric condensers, resistors, tie strips, hardware, tubing, punched metal chassis, Instruction Manuals, hook-up wire, solder, selenium rectifiers, coils, volume controls and switches, etc.

In addition, you receive Printed Circuit materials, including Printed Circuit chassis, special tube sockets, hardware and instructions. You also receive a useful set of tools, a professional electric soldering iron, and a self-powered Dynamic Radio and Electronics Tester. The "Edu-Kit" also includes Code Instructions and the Progressive Code Oscillator, in addition to F.C.C. Radio Amateur License training. You will also receive lessons for servicing with the Progressive Signal Tracer and the Progressive Signal Injector, a High Fidelity Guide and a Quiz Book. You receive Membership in Radio-TV Club, Free Consultation Service, Certificate of Merit and Discount Privileges. You receive all parts, tools, instructions, etc. Everything is yours to keep.

Progressive "Edu-Kits" Inc., 1189 Broadway, Dept. 558NN, Hewlett, N. Y. 11557

UNCONDITIONAL MONEY-BACK GUARANTEE

Please rush my Progressive Radio "Edu-Kit" to me, as indicated below. Check one box to indicate choice of model:

- Deluxe Model \$31.95.
 New Expanded Model \$34.95 (Same as Deluxe Model plus Television Servicing Course).

Check one box to indicate manner of payment

- I enclose full payment. Ship "Edu-Kit" post paid.
 I enclose \$5 deposit. Ship "Edu-Kit" C.O.D. for balance plus postage.
 Send me FREE additional information describing "Edu-Kit."

Name

Address

City & State

Zip

PROGRESSIVE "EDU-KITS" INC.

1189 Broadway, Dept. 558NN, Hewlett, N. Y. 11557



Training Electronics Technicians Since 1946

FREE EXTRAS

• SET OF TOOLS

- SOLDERING IRON
- ELECTRONICS TESTER
- PLIERS-CUTTERS
- VALUABLE DISCOUNT CARD
- CERTIFICATE OF MERIT
- TESTER INSTRUCTION MANUAL
- HIGH FIDELITY GUIDE & QUIZZES
- TELEVISION BOOK & RADIO TROUBLE-SHOOTING BOOK
- MEMBERSHIP IN RADIO-TV CLUB: CONSULTATION SERVICE, FCC AMATEUR LICENSE TRAINING & PRINTED CIRCUITRY

SERVICING LESSONS

You will learn trouble-shooting and servicing in a progressive manner. You will practice repairs on the sets that you construct. You will learn symptoms and causes of trouble in home, portable and car radios. You will learn how to use the professional Signal Tracer, the unique Signal Injector and the dynamic Radio & Electronics Tester. While you are learning in this practical way, you will be able to do many a repair job for your friends and neighbors, and charge fees which will far exceed the price of the "Edu-Kit." Our Consultation Service will help you on any technical problems you may have.

FROM OUR MAIL BAG

J. Stataitis, of 25 Poplar Pl., Waterbury, Conn., writes: "I have repaired several sets for my friends, and made money. The 'Edu-Kit' paid for itself. I was ready to spend \$240 for a course, but I found your ad and sent for your Kit."

Ben Valerio, P. O. Box 21, Magna, Utah: "The Edu-Kits are wonderful. Here I am sending you the questions and also the answers for them. I have been in Radio for the last seven years, but like to work with Radio Kits, and like to build Radio Testing Equipment. I employed every minute I worked with the different kits; the Signal Tracer works fine. Also like to let you know that I feel proud of becoming a member of your Radio-TV Club."

Robert L. Shuff, 1534 Monroe Ave., Huntington, W. Va.: "Thought I would drop you a few lines to say that I received my Edu-Kit, and was really amazed that such a bargain can be had at such a low price. I have already started repairing radios and phonographs. My friends were really surprised to see me get into the swing of it so quickly. The Trouble-Shooting Tester ticks along with the Kit is really swell, and finds the trouble, if there is any to be found."

PRINTED CIRCUITRY

At no increase in price, the "Edu-Kit" now includes Printed Circuitry. You build a Printed Circuit Signal Injector, a unique servicing instrument that can detect many Radio and TV troubles. This revolutionary new technique of radio construction is now becoming popular in commercial radio and TV sets.

A Printed Circuit is a special insulated chassis on which has been deposited a conducting material which takes the place of wiring. The various parts are merely plugged in and soldered to terminals.

Printed Circuitry is the basis of modern Automation Electronics. A knowledge of this subject is a necessity today for anyone interested in Electronics.