

PULLING FASTER CHIPS OUT OF THIN AIR

JULY 1998

Electronics NOW

Build an S-Video Amplifier

Get the complete picture from all your high-end video gear

Build a Portable Pulse Generator

It's equally at home in the field or on your workbench

Experimenting with Magnetic Sensors

Building practical magnetometers and gradiometers

Patient-Friendly Medical Technology

Making medical procedures easier on patients, doctors, and nurses



\$4.99 U.S.
\$5.50 CAN.



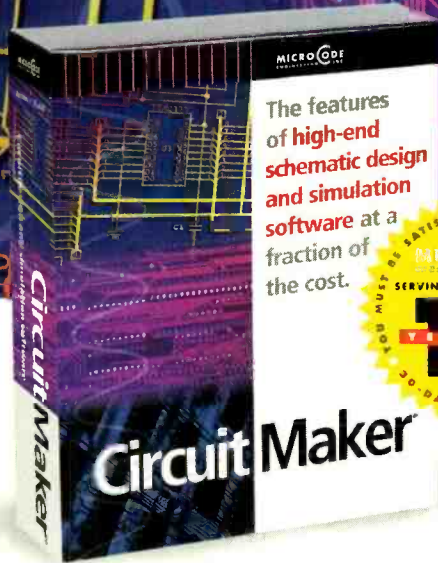
A GERNSBACK PUBLICATION

#BXNBQWF***** 5-DIGIT 21048
#DFM9515R093 7#460734 0AP50

APR 99


ROBERT DAHM
9515 RED RAIN PATH 96EN
COLUMBIA MD 21046-2073

High-end features. Low-end price.



\$299

CircuitMaker 6:
Schematic design
and simulation
software



\$299

TraxMaker 3:
Printed circuit
board layout
software

CircuitMaker Version 6 and TraxMaker Version 3 give you the features of professional, high-end software at a fraction of the cost. Plus, with exceptional ease-of-use you'll spend less time learning to use the software and more time designing. Both applications are compatible with your existing software, and feature outstanding technical support. Call now for your free functional demo.

CircuitMaker 6 is a powerful schematic design and simulation program featuring:

- Professional schematic features including printout borders, title block and barred pin names
- Symbol editor and Macro feature for custom devices
- Fast, accurate SPICE3f5/XSPICE-based simulation
- Complete array of analysis types, including Fourier, AC, DC, Parameter sweep, Transient and more
- Virtual instruments including a digital oscilloscope, multimeter, Bode plotter, curve tracer and more
- Extensive library of over 4,000 models
- Tight integration with TraxMaker® for quick PCB layout
- Output PCB netlists in Protel®, Tango® and TraxMaker® formats for use in a variety of PCB layout programs
- Windows 3.1, 95 and NT

TraxMaker 3 is a powerful printed circuit board layout program featuring:

- Over 2,000 component footprints in a fully-documented, indexed library. Documentation shows footprints actual size
- Built-in autorouter and Design Rules Check
- Supports up to 6 signal layers plus power and ground planes, silk screen overlays and solder and paste masks
- Board sizes up to 32" x 32", with no pin limitations
- Intelligent manual routing with unroute capabilities
- Import any PCB netlist in CircuitMaker®, Protel® or Tango® format
- Output RS274X Gerber files, Excellon N/C drill files and Bill of Materials
- Print to any Windows-compatible printer or plotter
- Windows 3.1, 95 and NT

MICROCODE
ENGINEERING INC

For free demo software, or to order, call 1-800-419-4242

927 West Center Street • Orem, UT 84057 • Phone (801) 226-4470 • Fax (801) 226-6532 • www.microcode.com


CONTENTS

JULY 1998

ON THE COVER**31 BUILD AN S-VIDEO DISTRIBUTION AMPLIFIER**

There has never been a better time to be a videophile. For one thing, in recent years there has been an explosion of high-quality video sources, such as DSS, DVD, S-VHS VCRs, laser discs, digital camcorders, and more. But there is one catch: To get the highest-quality images from those sources you need to use something other than standard composite video. Most often, that something is S-video, and most high-end gear is equipped to handle those signals. This month, we present a unit that lets up to four devices share S-video signals from a single source. It's great for things such as tape dubbing, or as the heart of a multi-room S-video system.

— *Tod T. Templin*

**TECHNOLOGY****13 PROTOTYPE**

Pulling faster chips out of thin air, an "intelligent" highway in NYC, growing virus anti-bodies in space, and more.

45 PATIENT-FRIENDLY MEDICAL TECHNOLOGY

New technologies are helping to make medical procedures safer, less costly, and less frightening for patients. — *Bill Siuru*

**49 EXPERIMENTING WITH MAGNETIC SENSORS**

Using flux-gate sensors to build practical magnetometers and gradiometers. — *Joseph J. Carr*

As a service to readers, ELECTRONICS NOW publishes available plans or information relating to newsworthy products, techniques and scientific and technological developments. Because of possible variances in the quality and condition of materials and workmanship used by readers, ELECTRONICS NOW disclaims any responsibility for the safe and proper functioning of reader-built projects based upon or from plans or information published in this magazine.

Since some of the equipment and circuitry in ELECTRONICS NOW may relate to or be covered by U.S. patents, ELECTRONICS NOW disclaims any liability for the infringement of such patents by the making, using, or selling of any such equipment or circuitry, and suggests that anyone interested in such projects consult a patent attorney.

ELECTRONICS NOW, (ISSN 1067-9294) July 1998. Published monthly by Gernsback Publications, Inc., 500 Bi-County Boulevard, Farmingdale, NY 11735-3931. Periodicals Postage paid at Farmingdale, NY and additional mailing offices. Canada Post IPM Agreement No. 334103, authorized at Mississauga, Canada. One-year subscription rate U.S.A. and possessions \$19.97, Canada \$27.79 (includes G.S.T. Canadian Goods and Services Tax, Registration No. R125166280), all other countries \$28.97. All subscription orders payable in U.S.A. funds only, via international postal money order or check drawn on a U.S.A. bank. Single copies \$4.99. © 1998 by Gernsback Publications, Inc. All rights reserved. Printed in U.S.A.

POSTMASTER: Please send address changes to ELECTRONICS NOW, Subscription Dept., Box 55115, Boulder, CO 80328-5115.

A stamped self-address envelope must accompany all submitted manuscripts and/or artwork or photographs if their return is desired should they be rejected. We disclaim any responsibility for the loss or damage of manuscripts and/or artwork or photographs while in our possession or otherwise.

BUILD THIS

40 BUILD A PORTABLE PULSE GENERATOR

An economical and easy-to-build instrument that's equally at home in the field or on your workbench.

— *Skip Campisi*



DEPARTMENTS

17 SERVICE CLINIC

This month, we begin the task of repairing a CD player or CD-Rom drive.

— *Sam Goldwasser*



24 EQUIPMENT REPORT

Cybox 4-port keyboard/video/mouse switch.



25 COMPUTER CONNECTIONS

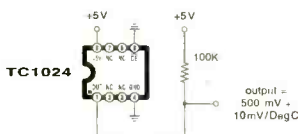
Who controls the DTD?

— *Jeff Holtzman*

53 TECH MUSINGS

Understanding crest factors, temperature-sensing circuits, and more.

— *Don Lancaster*



AND MORE

4 EDITORIAL

6 LETTERS

8 Q&A

27 NEW LITERATURE

61 NEW PRODUCTS

104 ADVERTISING INDEX

104 ADVERTISING SALES OFFICE

Electronics NOW®

Hugo Gernsback (1884-1967) founder

LARRY STECKLER, EHF, CET,
Editor-in-chief and publisher

ADRIA COREN, Vice-President

KEN COREN, Vice-President

EDITORIAL DEPARTMENT

- CARL LARON**, editor
- JOSEPH J. SUDA**, technical editor
- JULIAN S. MARTIN**, associate editor
- EVELYN ROSE**, assistant editor
- TERI SCADUTO**, assistant editor
- MICHAEL A. COVINGTON**, N4TMI
contributing editor
- SAM GOLDWASSER**, service editor
- JEFFREY K. HOLTZMAN**,
computer editor
- FRANKLIN J. MILLER**,
audio editor
- DON LANCASTER**,
contributing editor
- DEBBIE CYBULA**, editorial assistant

ART DEPARTMENT

- ANDRE DUZANT**, art director
- RUSSELL C. TRUELSON**, illustrator

PRODUCTION DEPARTMENT

- RUBY M. YEE**, production director
- KATHRYN R. CAMPBELL**,
production assistant
- KEN COREN**,
desktop production director
- MELISSA GIORDANO**, desktop production

CIRCULATION DEPARTMENT

- THERESA LOMBARDO**,
circulation manager
- GINA GALLO**,
circulation assistant

REPRINT DEPARTMENT

- CHRISTINA M. ESTRADA**, reprint bookstore

Typography by Mates Graphics

Electronics Now is indexed in *Applied Science & Technology Index*, and *Readers Guide to Periodical Literature*, *Academic Abstracts*, and *Magazine Article Summaries*.

Microfilm & Microfiche editions are available. Contact reprint bookstore for details.

Advertising Sales Offices listed on page 104.

Electronics Now Executive and Administrative Offices
1-516-293-3000.

Subscriber Customer Service:
1-800-999-7139.
7:00 AM-6:00 PM Monday-Friday MST

VISIT US ON THE INTERNET AT:
www.gernsback.com



Audit Bureau of Circulations
Member

RadioShack's Family 2-Way Radio

Clear Communication Up to One Mile

Now Only \$59⁹⁹ Each

RadioShack invented them and now we're breaking through the price barrier! This rugged single-channel transceiver fits in the palm of your hand and is easy to use. Perfect for camping, hiking or keeping up with the kids around the neighborhood. At this low price, get one for every member of your family!

- ✓ No License Needed
- ✓ No Airtime Fees
- ✓ Transmit/Battery Indicator
- ✓ Automatic Squelch
- ✓ Call Button
- ✓ Automatic Power Save
- ✓ Long Battery Life



"We're ready to fire up the grill."



"Supper's almost ready."



RadioShack
PERSONAL
FM TRANSCEIVER

(Actual Size)
#21-1802



RadioShack[®]
You've got questions. We've got answers.[®]

Price applies at participating RadioShack stores and dealers. If not available at a participating store, item can be special-ordered (subject to availability) at the advertised price. A participating store will offer a comparable value if the product is sold out. Independent RadioShack dealers and franchisees may not be participating in this ad or stock or special-order item advertised.

CIRCLE 78 ON FREE INFORMATION CARD
www.americanradiohistory.com

Accredited B.S. Degree in Computers or Electronics

by studying at Home

Grantham College of Engineering
offers 3 distance education programs:

- B.S.E.T. emphasis in Electronics
- B.S.E.T. emphasis in Computers
- B.S. in Computer Science

NEW
-Electronics Workbench Professional 5.0
included in our B.S.E.T. curriculums
-Approved by more than 200 Companies,
VA and Dantes, (tuition assistance avail.)

For your free catalog of our programs dial

1-800-955-2527

<http://www.grantham.edu>

GCE

Your first step
to help yourself
better your future!



Grantham College of Engineering
34641 Grantham College Road
Slidell, LA 70460-6815

ANTIQUE RADIO CLASSIFIED

Free Sample!

Antique Radio's
Largest Circulation Monthly.
Articles, Ads & Classifieds



6-Month Trial: \$20.95. 1-Yr: \$40.95 (\$57.95-1st Class).
A.R.C., P.O. Box 802-L21, Carlisle, MA 01741
Phone: (978) 371-0512 VISA/MC Fax: (978) 371-7129

WINDOWS 95 —One Step at a Time

Don't know what to do
when confronted with
Microsoft's Windows 95
screen? Then you need
a copy of *Windows 95—
One Step at a Time*.

Develop your expertise
with the straight-forward
presentation of the fre-
quently-used features that make Windows
95 so valuable to the PC user.

To order Book BP399 send \$8.99 plus \$3.00 for
shipping in the U.S. and Canada only to
Electronics Technology Today Inc., P.O. Box
240, Massapequa Park, NY 11762-0240. Payment
in U.S. funds by U.S. bank check or International
Money Order. Please allow 6-8 weeks for delivery.



EDITORIAL

Who Are You? What Do You Want?

Fans of the science fiction TV series, *Babylon 5* are sure to be familiar with the above questions. They also know that the answers to those questions proved pivotal to the survival of all of the so-called "younger" races, including Humans, in *B5's* fictional Universe.

However, this Editorial is not about a TV program or some highly speculative future. Instead it is about us, and it is about you. If **Electronics Now** is to continue as a relevant and meaningful resource we need to know: Who are you? What do you want?

For us to provide articles and information that satisfies the needs of you, our readers, we need to know as much as we can about you. Why do you read this magazine? If you are only an occasional reader, what makes some issues more appealing than others? What parts of the vast and varied electronics hobby are the most interesting to you? How experienced are you in building? Do you spend more time in front of a computer or a workbench? Is electronics also your profession?

In short: Who are you?

But there is more. Are there types of articles we are missing? Are there areas of coverage you would like to see expanded or reduced or eliminated? Do you like our new "Prototype" section? Do you want more articles on the "bleeding edge" of technology? Do you want more articles that cover the basics? Do you want more construction articles? Do you want fewer construction articles? Do you want simpler projects? Do you want more complex projects? Do you want more articles about computers? Do you want fewer articles about computers?


In short: What do you want?

Please help us to serve you better. Drop us a note via regular mail (**Electronics Now Magazine**, 500 Bi-County Blvd., Farmingdale, NY 11735) or via e-mail (claron@gernsback.com) and let us know who you are and what you want. Our survival, or at least our relevance, might depend on it.

Carl Laron
Editor

Buyers' Budget Books Better Buys

BP294-A Concise Introduction to Microsoft Works \$8.99. In the shortest and most effective way, you can use the word processor to advantage to type, edit, print and save documents. It goes on to explain how Works can be used to build up simple spreadsheet examples, edit them, save them, print them and retrieve them. It informs you how to create simple macros, and enables you to simplify long repetitive tasks and to customize the program to your own needs.



BP349-Practical Opto-Electronic Projects \$8.99. If you shun opto-electronic projects for lack of knowledge, this is the book for you. A bit of introductory theory comes first and then a number of practical projects which utilize a range of opto devices, from a filament bulb to modern infrared sensors and emitters.

BP350-Electronic Board Games \$8.99. Twenty novel electronic board games that you can build from the plans in this book. Whether you are interested in motor racing, searching for buried treasure on a barren island or for gold in Fort Knox, spinning the wheel of fortune, or doing a musical quiz—there is something for you to build and enjoy!

BP378-45-Simple Electronic Terminal Block Projects \$8.99. Contains 45 easy-to-build electronic projects that can be built by an absolute beginner. Projects are assembled on terminal blocks using only a screwdriver and other simple hand tools. No soldering is required.

BP432-Simple Sensor Terminal Block Projects \$8.99. This book is the next logical step from 45 Simple Electronic Terminal Block Projects (BP378), by the same author. The former describes an easy method of constructing transistor circuits without the need for soldering. It is an *open sesame* to the practical world of electronics for youngsters or beginners.

BP428-MS-Word 97 Explained \$12.75. Without any previous knowledge of MS-Word, you can be up and running this evening using this basic text as a guide! Nothing is assumed! The hardware specification you need to run the package, and how to install it onto your system, are covered. You discover how to enter, edit and enhance text and how to become comfortable working with document page layouts, paragraph styles, document templates, textboxes and frames.

BP367-Electronic Projects for the Garden \$8.99. Electronics enters the Garden! New exciting book points out how gardeners can build simple gadgets to promote success where the elements work against you. Some of the projects are: over/under temperature monitoring, dusk/dawn switching, automatic plant watering, warming cables, etc.

BP368-Practical Electronics Musical Effect Units \$8.99. There is a constant hullabaloo for musical effects projects by the hobbyist community. This book provides practical circuits for several projects that range in complexity and are sure to work. All the circuits are easy to build and use readily-available parts.

BP429-MS-Excel 97 Explained \$8.99. 3D Excel 97 spreadsheet is here! Get a quick start with this exciting program in the shortest and most effective way. The book was written with both the newcomer to spreadsheets and the existing spreadsheet user in mind. After a brief period of reading the beginner will be able to build up simple spreadsheet examples, edit entries, format cells and ranges, and save and open worksheets. From there, you can generate and use 3-dimensional worksheets and to link them together.

BP385-Easy PC Interfacing \$8.99. The built-in ports in your PC provide an easy and hassle-free way of interfacing your circuits. This book provides useful PC add-on circuits including the following: Digital input/output ports; analog-to-digital and digital-to-analog converters; voltage and current measurement circuits; resistance and capacitance meters, temperature measurement interface, biofeedback monitor, and many other useful interfaces.

BP393-Practical Concise Introduction to UNIX \$8.99. If you are using or intend to use the UNIX multi-user operating system and want to get the most out of your computer system in terms of efficiency and productivity, then you must learn its operating system. The book explains how the UNIX operating system is structured so that you understand what happens when you first approach your computer.

BP396-Electronic Hobbyists Data Book \$10.99. This book provides a wide range of data. If, for example, you require details of a modern five-band resistor code or an old color code for a ceramic capacitor, the formula for parallel resistance, or basic data on an NE5534AN operational amplifier, it is contained within these pages. The subjects covered are numerous and widespread to cover all hobbyist interests.

BP343-A Concise Introduction to Microsoft Works for Windows \$10.99. The book explains and details: How the Works for Windows package fits into the general Microsoft Windows environment; how to use the word processor to advantage; how to use Microsoft Draw to create and edit graphics and place them in your documents; how to build up simple spreadsheet examples; and how single, and multiple charts, or graphs, of different types can be generated. And there's much more!

BP282-Understanding PC Specifications \$8.95. This book explains PC specifications in detail, and the subjects covered include the following: Differences between types of PC (XT, AT, 80386, 80486, Pentium etc.); math co-processors; input devices (keyboards, mice, and digitizers); memory, including both expanded (EMS) and extended RAM; RAM disks and disk caches; floppy disk drive formats and compatibility; hard disk drives; and display adapters (CGA, Hercules, super VGA, etc.).

BP298-Concise Intro to the Macintosh System and Finder \$7.50. Although the Mac's WIMP user interface is designed to be easy to use, much of it only becomes clear when it is explained in simple terms. The book explains: The System and Finder, what they are and what they do; how to use the System and Finder to manipulate disks, files and folders; configuring and printing files from the Finder; getting the most from the system utility programs; and running MultiFinder.

BP88-How To Use OP Amps \$7.50. The Operational Amplifier is the most adaptable circuit module available to the circuit designer. It is possible to purchase a low-cost integrated circuit with several hundred components, very-high gain and predictable performance. This book has been written as a designer's guide for most Operational Amplifiers, serving both as a source book of circuits and a reference book for design calculations.

BP316-Practical Electric Design Data \$10.95. A builder's bargain book—a comprehensive ready-reference manual for electronic enthusiasts with over 150 practical circuits. It covers the main kinds of components (from pig-tail leads to surface mount), pin-outs, specs and type selection. Basic units are defined and most used formulae explained. Five additional sections are devoted to circuit design, covering analog, digital, display, radio and power supply circuits.

BP346-Programming in Visual Basic for Windows \$10.99. This book is a guide to programming. The reader is not expected to have any familiarity with the language as both the environment and statements are introduced and explained with the help of simple programs. The user is encouraged to build these, save them, and keep improving them as more complex language statements and commands are encountered.

BP341-MS-DOS 6 Explained \$12.25. The book covers: How the DOS operating system of your computer is structured so that you can understand what happens when you first switch on your computer; How directories and subdirectories can be employed to structure your hard disk for maximum efficiency; how to use the DOS Shell program, and much, much more.

BP345-Getting Started In Practical Electronics \$8.99. If you are looking into launching an exciting hobby activity, this text provides basic essentials for the builder and 30 easy-to-build fun projects with which every experimenter should toy. Printed-circuit designs are included to give your project the professional touch.

ELECTRONIC TECHNOLOGY TODAY INC.
P.O. BOX 240, Massapequa, NY 11762-0240

Name _____
Address _____
City _____ State _____ Zip _____

SHIPPING CHARGES IN USA AND CANADA	
\$0.01 to \$10.00.....	\$3.00
\$10.01 to \$20.00.....	\$4.00
\$20.01 to \$30.00.....	\$5.00
\$30.01 to \$40.00.....	\$6.00
\$40.01 to \$50.00.....	\$7.00
\$50.01 and above.....	\$8.50

SORRY No orders accepted outside of USA & Canada

	No. of Books Ordered <input type="checkbox"/>
Total price of books	\$ _____
Shipping (see chart)	\$ _____
Subtotal	\$ _____
Sales Tax (NYS only)	\$ _____
Amount Enclosed	\$ _____

All payments must be in U.S. funds!



LETTERS

SEND YOUR COMMENTS TO THE EDITORS OF ELECTRONICS NOW MAGAZINE

Logic Analyzer Corrections

I have received many questions and comments from **Electronics Now** readers regarding my article, "Build a High-Performance Logic Analyzer" in the March 1998 issue. The schematic on page 34 has several errors that should be corrected. On IC1, there are two pins labeled 2. The pin that is connected to C27 should be labeled 13. There are also two pins labeled 26. The pin that feeds signal *RAMWR should be labeled 25. Two pins are labeled 16. The pin that feeds signal *RAMRD should be labeled 19. On IC2, pins 5 and 8 should be connected to pins 2, 6, and 12, which all go to ground.

The representation of J1 has also caused some confusion. The pinout of J1 does not correspond to the layout shown

on the schematic. The actual DB25 connector has pins 1 to 13 in a row on one side with pins 14 to 25 in a row on the other side.

There have been several questions about IC1, the Lattice ispLSI1016E.

Write To:
Letters,
Electronics Now Magazine,
500 Bi-County Blvd.,
Farmingdale, NY 11735

Due to the volume of mail we receive, not all letters can be answered personally. All letters are subject to editing for clarity and length.

This device can be programmed in the system without the need for a special programmer. The isp prefix stands for In System Programmable. The Logic Analyzer board has provisions for programming the ispLSI1016E on the board. You would need to install an 8-pin SIP header in the location next to IC1, and you need to remove IC8 before programming. A simple adapter cable allows programming of ispLSI devices from the parallel ports of Windows PCs.

The design and programming software is available free from the Lattice Web site at www.latticesemi.com. You can also get the data sheet for the ispLSI1016E and the schematic for the adapter cable. More information about in-system programmable PLDs can be

MAT ELECTRONICS®

Over 20 years of dependable service to the industry



Call now
for FREE
116 PAGE
CATALOG!

TV/VCR PARTS · CHEMICALS
· SURVEILLANCE EQUIPMENT
· AUDIO/VIDEO
ACCESSORIES · MATV, CATV
& DSS PRODUCTS ·
MICROWAVE OVEN PARTS ·
TOOLS AND SERVICE AIDS
· BATTERIES · ANTENNAS ·
TELEPHONE ACCESSORIES ·
VIDEO GAME ACCESSORIES
· COMPUTER PARTS &
ACCESSORIES



CALL TOLL-FREE
1-800-628-1118
FAX: 1-800-628-1005

MAT ELECTRONICS
400 Pike Road
Huntingdon Valley, PA 19006

WEB SITE: www.matelectronics.com
EMAIL: 74271.645@compuserve.com



POPTRONIX®

Online
Edition

We're on the web

FREE

We are starting up,
but you can watch us grow!

Projects for beginners to experts!
New Product information!
Bookstore—discover what's new!

<http://www.poptronix.com>

**WE'RE WITH YOU EVERY DAY
24 HOURS A DAY! DROP IN!
WE'D LOVE TO HAVE YOU VISIT!**

found on the Alta Engineering Web site at www.guthbang.com/alta (download PLDXPLOR.ZIP) as well as links to the Lattice Web site and many other PLD vendors that offer in-system programmable devices.

ROBERT G. BROWN

Phone Number Information

In the article, "Add a Video Trigger to Your Oscilloscope" (*Electronics Now*, June 1998), the telephone number for the kit supplier, MicroLabs, Inc., was not included. That telephone number is 847-437-4950.

DAN MICHELSON

Thanks!

I have been a subscriber to this publication, and its predecessors, for a long time. In fact, I first became interested in electronics in 1937 when my father told me to get the chemicals out of the basement, and I have made a good career of it ever since. Now I find it is time to slow down.

Anyway, I have a 7-foot-tall, 19-inch relay rack on casters, with extra panels. I

will be glad to give this to the first person who can come and pick it up. Will include lots of extras. First call reserves it.

ROY A. NORMAN
223 Shangri La Avenue
Brunswick, GA 31525-1923
Tel: 912-264-1809

More On "Green" Cars

In your "Letters" column in the April 1998 edition of *Electronics Now*, reader Richard Percifield debunks all the myths about the so-called pollution-free automobile. I've been hearing them for years and wondered if I've been on the wrong wavelength.

Even with a 100 percent efficient motor and speed controller and a perfect battery (I wouldn't want to be around one if it shorts out), the electric car will remain a fun project for backyard inventors and engineering schools with big, federal grants. The solution, as Mr. Percifield points out, is a hybrid vehicle.

By the way, the same can be said for wind generators and solar panels. Renewable resource, yes; practical, no.

BOB ZILLER

via e-mail

Call Today And SAVE! **Unbeatable PRICES!**

CABLE TV

**DESCRAMBLERS
CONVERTERS • FILTERS
VIDEO STABILIZERS**

FREE ➤ 30 Day Trial
FREE ➤ Product Catalog
FREE ➤ 1 Year Warranty

100% MONEY BACK GUARANTEE



Let us point you in the right direction ...

Arrow Technologies
Omaha, Nebraska

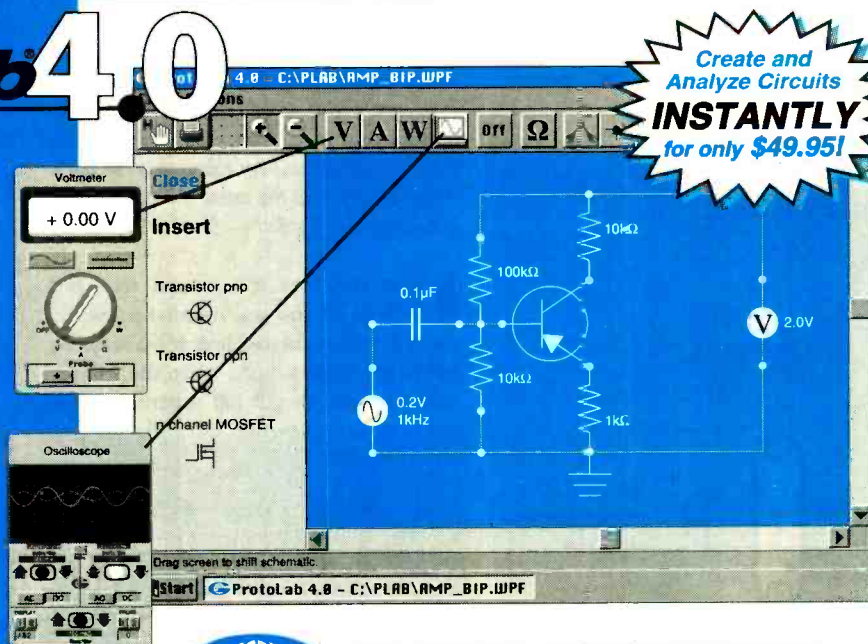
TOLL FREE
888-554-ARROW

888-554-2776

ProtoLab 4.0

Easy-to-use circuit simulation package from the leader in electronic prototyping.

- **Designed for use with Windows® 95**
- **Low Cost - \$49.95**
- **Design circuits instantly while choosing from a complete list of active and passive components**
- **Analyze circuits using built-in test instruments.**



Create and Analyze Circuits INSTANTLY for only \$49.95!



GLOBAL SPECIALTIES
SOFTWARE

INNOVATIVE PRODUCTS. UNSURPASSED QUALITY.
1-800-572-1028 • For a demonstration, visit:
www.globalspecialties.com

Windows®95 is a U.S. registered trademark of Microsoft Corporation.

CIRCLE 122 ON FREE INFORMATION CARD

www.americanradiohistory.com



Q & A

READERS' QUESTIONS, EDITORS' ANSWERS

DC Fluorescent Lights

Q In your Q&A column, September, 1997, you said, "You can't run a fluorescent light on DC." This is not true. I served on diesel electric submarines as long as 50 years ago, even though our circuits were powered from 120 volts DC.

DC fluorescents differ from AC units in three ways. First, a current-limiting ballast resistor must be added in series with the reactance ballast. Second, the tube cathodes must be preheated—using a momentary-start switch—to fire up the tube. Third, to prevent the build-up of deposits at the negative end of the tube, the polarity must be reversed periodically with another switch. — Farnham M. Cornia, Chief Electrician's Mate, U.S. Navy (retired), Toledo, WA

A You're right, of course; we should have said "You can't use an inductive ballast (by itself) with DC power." When the ballast is a resistor or includes resistance, the fluorescent lamp works

fine, although the resistive ballast wastes some energy.

A circuit we breadboarded to demonstrate this is shown in Fig. 1. Press the "start" button for 10 seconds to light the lamp. A better circuit would reduce the ballast resistance during starting to heat the cathodes more quickly. Thanks for writing!

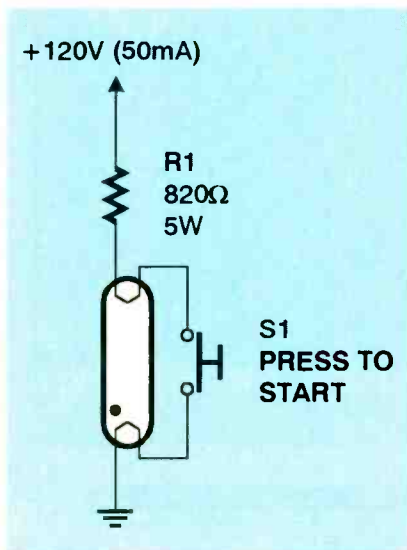


FIG. 1—HERE'S HOW TO power a fluorescent lamp from a DC source. The resistor is used as the ballast. One advantage of this is that there is no flicker or radio interference.

Battery-Low and Battery-OK Indicators

Q I need a circuit for a low-battery indicator for a battery-operated radio. I'd like to use an LM339 quad comparator chip as a window comparator to control a two-color (common-cathode) LED that will be green when the battery is OK and red when it is low.

My problem is that all my books show window comparator circuits with a separate power supply from the voltage under test. How can I get around this? The radio in question has a 4.7-volt regulated B+ line. Can the circuit compare this line to the main 9-volt supply, and flip when the main supply gets down to 4.7 volts? — G. B., Angola, LA

A Your last idea is a sound one, but because of the way regulators work, the 4.7-volt regulated line will always be below the main supply; when the voltage falls too low, they'll fall together. Most

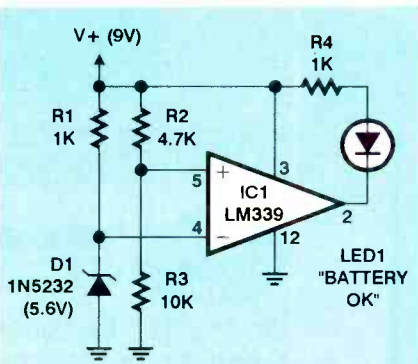


FIG. 2—IN THIS CIRCUIT, the comparator lights the LED only when V+ is above 8 volts.

regulators can only subtract, not add, voltage.

The key to your problem is to compare *part* of the supply voltage to a known standard—that is, drop the voltage with a voltage divider, and compare that to a known, fixed voltage, which you can obtain with a Zener diode.

Figure 2 shows how to do it with a single LED indicator. This circuit compares *two thirds* of the input voltage to a fixed 5.6-volt level regulated by a Zener. Because it's carrying little current, the 1N5232 actually holds the voltage somewhat lower than its rated 5.6 volts; higher-wattage Zeners would be even more inaccurate. You may have to experiment with Zener diodes until you get the results you need. Changing R2 to 10K will save power, but will throw off the Zener voltage even further. Or you can simply connect pin 5 of the LM339 directly to the regulated 4.7-volt line that you already have.

If you want the LED to light when the battery is low rather than when it's

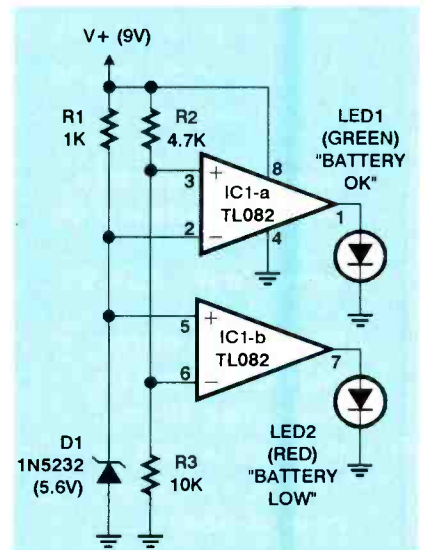


FIG. 3—THE CONDITION OF A BATTERY can be monitored using this circuit. As long as the green LED is lit, the battery is fine. The red LED lights when the battery voltage is low.

HOW TO GET INFORMATION ABOUT ELECTRONICS

On the Internet: See our Web site at <http://www.gernsback.com> for information and files relating to our magazines (**Electronics Now** and **Popular Electronics**) and links to other useful sites.

To discuss electronics with your fellow enthusiasts, visit the newsgroups sci.electronics.repair, sci.electronics.components, sci.electronics.design, and rec.radio.amateur.homebrew. "For sale" messages are permitted only in rec.radio.swap and misc.industry.electronics.marketplace.

Many electronic component manufacturers have Web pages; see the directory at <http://www.hitex.com/chipdir/>, or try addresses such as <http://www.ti.com> and <http://www.motorola.com> (substituting any company's name or abbreviation as appropriate). Many IC data sheets can be viewed online. Extensive information about how to repair consumer electronic devices and computers can be found at www.repairfaq.org.

Books: Several good introductory electronics books are available at RadioShack, including one on building power supplies.

An excellent general electronics textbook is *The Art of Electronics*, by Paul Horowitz and Winfield Hill, available from the publisher (Cambridge University Press, 1-800-872-7423) or on special order through any bookstore. Its 1125 pages are full of information on how to build working circuits, with a minimum of mathematics.

Also indispensable is *The ARRL Handbook for Radio Amateurs*, comprising 1000 pages of theory, radio circuits, and ready-to-build projects, available from the American Radio Relay League, Newington, CT 06111, and from ham-radio equipment dealers.

Copies of past articles: Copies of past articles in **Electronics Now** and **Popular Electronics** (post 1993 only) are available from our Claggk, Inc., Reprint Department, P.O. Box 4099, Farmingdale, NY 11735; Tel: 516-293-3751.

OK, swap the positive and negative inputs of the comparator.

Now for your two-color indicator: Because you are using common-cathode LEDs, the LM339, with its open-collector output, is not satisfactory. Instead, use a TL082 dual op-amp wired as two comparators, one with its inputs swapped relative to the other; see Fig. 3. Like a number of other op-amps, the TL082 can drive an LED directly without a current-limiting resistor.

Electronics Now and many other magazines are indexed in the *Reader's Guide to Periodical Literature*, available at your public library. Copies of articles in other magazines can be obtained through your public library's interlibrary loan service; expect to pay about 30 cents a page.

Service manuals: Manuals for radios, TVs, VCRs, audio equipment, and some computers are available from Howard W. Sams & Co., Indianapolis, IN 46214 (1-800-428-7267). The free Sams catalog also lists addresses of manufacturers and parts dealers. Even if an item isn't listed in the catalog, it pays to call Sams; they may have a schematic on file which they can copy for you.

Manuals for older test equipment and ham radio gear are available from Hi Manuals, PO Box 802, Council Bluffs, IA 51502, and Manuals Plus, PO Box 549, Tooele, UT 84074.

Replacement semiconductors: Replacement transistors, ICs, and other semiconductors, marketed by Philips ECG, NTE, and Thomson (SK), are available through most parts dealers (including RadioShack on special order). The ECG, NTE, and SK lines contain a few hundred parts that substitute for many thousands of others; a directory (supplied as a large book and on diskette) tells you which one to use. NTE numbers usually match ECG; SK numbers are different.

Remember that the "2S" in a Japanese type number is usually omitted; a transistor marked D945 is actually a 2SD945.

Hamfests (swap meets) and local organizations: These can be located by writing to the American Radio Relay League, Newington, CT 06111; (<http://www.arrl.org>). A hamfest is an excellent place to pick up used test equipment, older parts, and other items at bargain prices, as well as to meet your fellow electronics enthusiasts—both amateur and professional.

However, even *that* isn't a window comparator, because it doesn't pick out a "window" (*i.e.*, a voltage range)—it just tells you whether the voltage is above or below a certain value. A window comparator tells you whether a voltage is between two specific values. That's where the open-collector outputs of the LM339 come in handy; you can tie two of them to a single load resistor so the output will be high only when both comparators are satisfied (Fig. 4). The

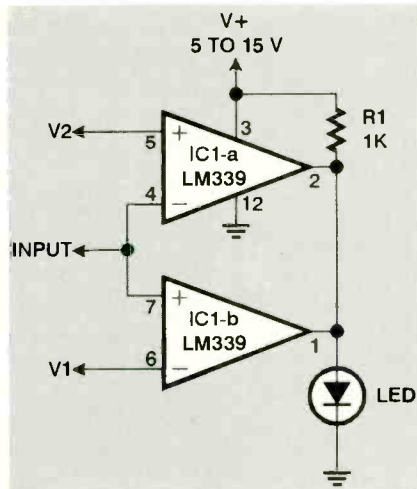


FIG. 4—IN THIS WINDOW COMPARATOR, the LED is lit only when the input voltage falls between V1 and V2.

rest of the time, the current that would go through the LED is shunted to ground by one or the other comparator.

Note that with all of these circuits, the voltages being compared should, in general, be at least 2 volts below V+ and at least 2 volts above ground. If that isn't the case, consult data sheets to make sure the voltages you're using are within the common-mode input range of the op-amp or comparator.

High Voltage Wanted

Q I have an electronic air cleaner system for which no replacement parts are available. The original unit was powered by a positive-output DC power supply with 120-volt AC input, 7500-volt 3.3-mA DC output. Can I build a replacement power supply using easily available components? — G. K., Tipton, IN

A Some things are easy to do with common parts, but, unfortunately, generating high voltage safely is not one of them. The trouble with building high-voltage power supplies is that even if you don't get electrocuted (quite possible at 7500 volts and 3 mA), the smallest mishap will fry all the semiconductors in the circuit and you'll have to start over.

Instead, the best choice in your situation is to fix the existing power supply if possible. Second choice is to find a surplus power supply that will fill the bill. The company that made the supply module may still be in business even if the maker of the air cleaner isn't, and a similar unit may still be available through the air cleaner industry.

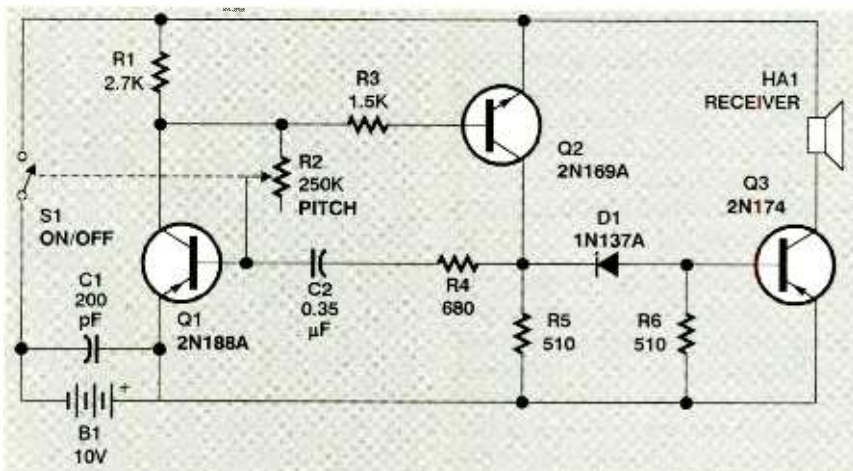


FIG. 5—THIS CLASSIC BELL LABS artificial larynx dates from the 1950s. The device labeled HA1 is the telephone receiver.

Some power supplies used in lasers have specifications similar to what you describe; maybe a laser power supply would work. Three companies that sell surplus high-voltage power supplies are Marlin P. Jones, P.O. Box 12685, Lake Park, FL 33403, Tel: 800-652-6733; All Electronics, P.O. Box 567, Van Nuys, CA 91408, Tel: 800-826-5432; and Herbach and Rademan, 16 Roland Ave., Mt. Laurel, NJ 08054, Tel: 800-848-8001. We suggest you see what they have, but remember that 7500 volts is high enough to penetrate many insulating materials, and at that voltage, a current of 3.3 mA is potentially lethal. Don't take chances! It might be time to just replace the whole air cleaner.

Cable Scrambling Mystery

Q Can you explain why when I view some scrambled cable TV channels I get intermittent sound with the audio taken from the "audio out" terminals of the VCR, but uninterrupted sound with the cable signal supplied directly to the TV set? I thought the circuitry required to separate audio and video signals would be standardized by now and would be the same for both VCRs and TVs. — W. S. A., North York, Ontario, Canada

A We assume you were viewing them without a descrambler; if that's not so, something's wrong with your descrambler.

Cable TV signals are scrambled by making them differ in some way from the standard signal. Different TVs and VCRs have different amounts of tolerance for nonstandard signals, just as different cars perform differently on bad gasoline. Even

if the circuits in all TVs and VCRs were identical, which they aren't, there would still be some differences between resistors, capacitors, and transistors due to manufacturing variation.

Artificial Voice Box

Q In response to the letter from E. C. in your February 1998 "Q&A," I am enclosing a circuit from the *Sourcebook of Electronic Circuits*, by John Markus, 1968 (see Fig. 5). I do not fully understand this circuit. Where does the sound come out? Why the odd (10 volts) battery voltage?

I am a woman and would like to build this or another circuit that would be able to raise the pitch to produce a female voice. I would also like a circuit I could use that would help people understand me better when I used the telephone. — K. S., Marquette, MI

A An artificial larynx, for those who missed the February column, is a device that vibrates the throat so that a person who has no vocal cords can talk. You hold the device to your throat and whisper; the resulting speech is a robotlike monotone, but it's better than not being to speak at all.

The circuit you are asking about is about forty years old. We first saw it in the book *Transistor Circuits*, by Lou Garner, published in 1960, and it wasn't brand-new even then. The transistors are germanium; we're not at all sure the circuit would work with modern silicon transistors. Nowadays, we'd use a 555 oscillator.

The odd battery voltage is due to the fact that the circuit dates from before the standard 9-volt battery. The component

labeled "HA1 receiver" is a telephone receiver, *i.e.*, the tiny speaker from a telephone handset; it probably had an impedance of about 600 ohms.

We tried to breadboard an artificial larynx and found it surprisingly difficult. The hard part is not electronic but acoustical—you have to find an output transducer that will vibrate a person's throat effectively without putting too much sound out into the air.

As regards pitch, the most understandable speech will probably result from using a frequency between 100 and 200 Hz, regardless of whether you are male or female. To be recognized as female, you can set the pitch higher (as high as 400 Hz), but understandability will suffer because vocal tract resonances lower than 400 Hz will no longer be picked up. As for an add-on circuit for your telephone, we don't know of anything simple that you can do, other than adjust the pitch for best results over the telephone. We think digital signal processing has a lot to offer, but it's not a matter of building a simple circuit—lots of creative engineering is needed.

Weak-Signal 49-MHz Reception

Q We give 49-MHz low-power walkie-talkies to people who wander out into the desert so they can call for help, but they get out of range of our vertical whip antenna. We built a single-element quad antenna that provided much better results, but it was still not sufficient. Would a Mini-Circuits 3-stage amplifier put directly on the antenna connections help? Or a set of op-amps like that in your September, 1995 column? — G. S., Essex, CA

A Op-amps of the ordinary kind definitely won't do the job; many of the newer ones work well at 1.5 MHz, but 49 MHz is far beyond their range. Mini-Circuits RF amplifiers are more suitable, but remember that if you're using a transceiver, you'll have to switch the amplifiers out of the circuit when you transmit. Since 49 MHz is close to the 6-meter ham band, you can use any preamplifier designed for 6-meter ham work.

As for antennas, there are two basic ways to improve VHF reception: make the antenna more directional and raise it higher off the ground. By switching to a

(Continued on page 30)

Prototype

Pulling Quicker Chips Out of Thin Air

When it comes to computer speeds, one of the limiting factors is the architecture of the chip itself. The closer the lines within the chip can be spaced, the faster the signals would travel. However, there's a limit; place the lines too close together for the insulating properties of the substrate, and the signals will degrade.

The insulating property of a material is designated by its dielectric constant. Today's chips commonly use silicon dioxide (SiO_2), which has a dielectric constant of about 4. If a substrate with a dielectric constant of 2 could be developed, computer speeds could easily be increased by a factor of two or more.

Air, of course, is the perfect insulator. It has a dielectric of 1. While chips obviously can't be held together with air, a research team at Rensselaer Polytechnic Institute, Troy, NY is learning how to solve the problem with aerogels, a family of substances that are more air than solid material. They have already successfully created highly porous silica aerogel films that are between 65 and 90 percent air, and that have dielectric values ranging from 2.3 to 1.4.

Thinner Than Air

Aerogels, discovered in the 1930s, are unique in chemistry. Their constituent pores and particles are both smaller than the wavelength of visible light. Silica (silicon dioxide) aerogels consist of bonded silicon and oxygen atoms joined into long strands and then into beads randomly linked together with pockets of air between them. They can be fabricated to be less dense than air and are excellent sound, heat and electrical insulators.

"We have a process to make aerogel films under ambient temperature and pressure conditions that enables us to integrate the deposition of aerogels into



RENSSELAER RESEARCHER JOEL PLAWSKY is shown here removing an aerogel-covered wafer from a climate-controlled spin coater.

semiconductor processing," says Joel Plawsky, associate professor of chemical engineering at Rensselaer. "This is important because the next generation of devices will have to use dielectric materials with much lower dielectric constants than the thermally grown SiO₂ currently used to avoid propagation delays and excessive crosstalk."

The Rensselaer aerogels were announced and displayed in November 1997 when members of the Center for Advanced Interconnect Science and Technology (CAIST) gathered on the Rensselaer campus to hear reports. An interdisciplinary university consortium, CAIST was established by industry to improve interconnects, the minuscule system of wires and insulation that carries messages on a chip. The team of Plawsky and colleagues Peter Wayner and William Gill from Rensselaer's Isermann Chemical Engineering Department demonstrated that it can control porosity and thickness of their aerogel. Their new films apparently do not create problems by absorbing water during processing. They also stand up well to high temperature.

The importance of aerogels as a possible solution to lowering the dielectric constant can be seen in the research race underway. At the December 1997 IEEE International Electron Devices Meeting in Washington, DC, Texas Instruments (TI) reported that it has demonstrated the successful combination of copper wiring with a similar aerogel substance it calls xerogel. Illustrating the importance of this new type of insulator, TI estimated that within a decade combining xerogel with copper wires and new designs could result in devices that are several times faster than today's best chips.

Researchers say aerogels will probably be used once device dimensions shrink significantly below 0.25 microns. (Gate lengths using 0.18-micron technology have been announced by several manufacturers.) "At that point they will be married with copper conductors to achieve speed increases perhaps a factor of 10 higher than current microprocessors," Plawsky says.

Other Applications

These aerogel materials are not limited to dielectrics. "We can make 'active' devices from them by growing semicon-

ductor nanoparticles inside," Plawsky explains. "We generally modify the surface of our materials with organic functionality to make the material resistant to water. Such modification can also be used to make sensors, nanoreactors, and other items."

There are many problems remaining for researchers. "As chemical engineers our primary interest is how chemistry and processing combine to produce a material with a given set of properties," Plawsky says. "Our research focuses on how to control the material properties and how we can develop mathematical models that incorporate the details of the chemistry and the processing in order to predict the performance of the material."

The next step in the research is to determine how the aerogel materials interact with metallization layers such as copper. Plawsky said that, in particular, they are interested in whether copper diffuses into the aerogel and how to control it. "We are also interested in whether copper adheres to the aerogel and how to control the surface properties of the aerogel and copper to enhance the adhesion," he said.

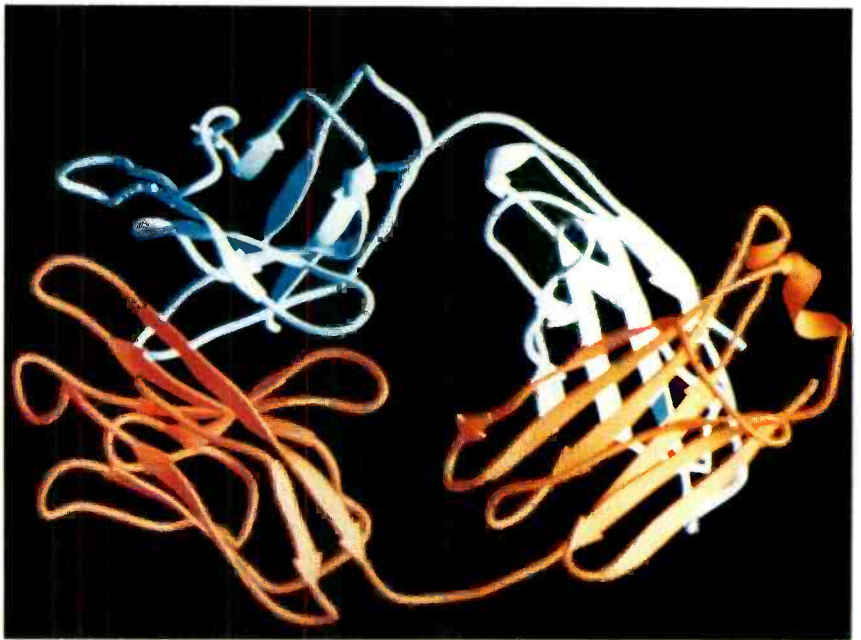
Aerogels have distinct properties that are attractive in a number of technologies. One inch of aerogel, for instance,

provides insulation five times better than six inches of fiberglass. Indeed, aerogel was used in the Mars Pathfinder mission to provide a lightweight, highly insulating environment to protect Sojourner's electronics from the harsh, cold climate on the surface of Mars. NASA also plans to use silica aerogel material, the lowest density solid substance in the world, to collect comet dust samples on the Stardust mission to comet Wild-2 in early 2004.—DOUGLAS PAGE **PT**

"Anti-Virus" Space Research

Respiratory Syncytial Virus is a life-threatening infection that attacks the respiratory airways and lungs in infants and young children. Nearly four million children ages 1 to 5 are infected every year in the U.S., and approximately 4000 of them die. The virus is considered by physicians to be the most serious disease for infants in the United States.

However, help might be on its way. NASA and industry biotechnology researchers have taken an important step toward developing a treatment for this potentially heartbreaking illness. "Through NASA funding research in



USING DATA OBTAINED BY GROWING ANTIBODY CRYSTALS on the space shuttle, researchers have been able to create a molecular model of the antibody to a life-threatening virus that affects millions of infants and young children.

space and on the ground, and the application of space technology, we have determined the three-dimensional atomic structure of a potentially very important therapeutic antibody to this virus," said Dr. Daniel Carter, president of New Century Pharmaceuticals (Huntsville, AL), whose own six-week-old daughter caught the respiratory infection. Fortunately his daughter recovered, although the hospital had no treatment to offer her


Carter's research team used the viral antibody to grow antibody crystals aboard the Space Shuttle Columbia. In the weightless environment of space known as microgravity, the antibody crystals grew larger and were of better quality than those previously grown on Earth. Using highly specialized X-ray equipment and computers, scientists at New Century Pharmaceuticals located the key positions of individual atoms in the crystal structure and constructed a model of the antibody. Knowledge of its molecular structure will permit scientists to understand key interactions between the antibody and virus, facilitating development of treatments for the disease.

"Currently there is no vaccine against the virus," said Simon McKenzie, chief executive officer of Intracel Corp. (Issaquah, WA), which developed and produces the antibody. "Since this antibody neutralizes all known variants of the virus, therapeutics developed from it should have a major impact on lowering the mortality rate caused by the disease."

The joint research effort by government and industry is sponsored by the NASA Microgravity Research Program's Biotechnology Office at the Marshall Space Flight Center in Huntsville. **PT**

Magnetically-Actuated Microrelay

A new type of magnetically-actuated microrelay that can be batch-produced using micromachining techniques could have applications in automobile electronics, test equipment, and other areas where low actuation voltages are required. The devices, which are smaller than a dime, have set records for their



AS THIS PHOTO SHOWS, Georgia Tech's new microrelay is exceptionally small, yet it offers some large advantages.

low contact resistance and ability to switch large current loads.

Developed by researchers at the Georgia Institute of Technology, the microrelays can be integrated onto circuit boards because their fabrication techniques are compatible with standard microelectronic processing. The design allows similar configurations to be used for both normally-on and normally-off relays, as well as for multipole relays.

"The significant issue in using a magnetically-actuated relay is that you can achieve larger forces and a greater air gap between contacts when compared to electrostatic relays," explained William P. Taylor, who developed the devices as a researcher in Georgia Tech's School of Electrical and Computer Engineering.

The Georgia Tech microrelays operate at less than five volts, which would allow them to be driven by digital logic circuits and used as part of equipment for which higher voltage could be undesirable. Their contact resistance of less than 100 milliohms and the ability to switch currents of up to 1.2 amps set a new record for microrelays, Taylor said. The microrelays range in size from 3mm by 4mm up to 7mm by 8mm, and are less than 200 microns in height.

In addition to their reduced size, the devices offer cost advantages. "The advantage is that every step you take uses photolithographic techniques to

build 100 or 599 relays on a wafer instead of just one relay," according to Taylor. "At the end of the process, you just cut them up like you would semiconductor chips. This provides some real economies of scale and should help lower production costs."

Fabrication begins with a silicon wafer that has been oxidized. The researchers then deposit a seed layer and electroplate a lower magnetic core, adding an insulating polymer mold above that. Then a coil is electrodeposited and coated with an insulator. The remainder of the fabrication is completed by alternating steps of polymer mold deposition and electroplating.

"By doing it this way, many devices can be built on the same wafer at the same time, so there is no need for hybrid assembly," Taylor stated. "Everything is assembled on the same wafer." **PT**

Next Generation Internet

NASA and Cisco Systems, Inc. of San Jose, CA are collaborating to test and demonstrate Next Generation Internet (NGI) hardware and software. Support for the NGI was expressed by John Mogridge, chairman of Cisco's Board of Directors. "The Next Generation Initiative is a wise and far-sighted

investment that will enable our campuses and national research labs to continue to be world-leading drivers of technology and innovation.”

By 2002, research and development by NASA and five other federal agencies on the NGI initiative could result in information flowing over the Internet 100 to 1000 times faster than today's speeds, according to NASA engineers. The federal agencies are conducting research that could interconnect “core sites” with other high-speed lines.

“We want to guarantee levels of service that will eliminate slowdowns and network stagnation that users sometimes have to endure while waiting for Internet images, movies, and other services,” said Christine Falsetti, NGI Project Manager at Ames. “Technical advances will spin off from NGI, and industry will put improvements into the ‘old’ Internet to make it work better and faster.”

“Our work should eventually allow users to do things that they can't do today via the Internet,” she said. For example, consumers might be able to see high-quality video programs *on demand* and use high-quality teleconferencing via the Internet as a result of this work, according to Falsetti.

Ames Research Center is leading NASA's portion of the federal project to develop the NGI. In addition to NASA, the principal federal agencies involved in the NGI initiative include the National Science Foundation, the Defense Advanced Research Projects Agency, the Department of Energy, and the National Institute of Health. **PT**

CEMA Reports on Digital Radio

Concluding its six-year evaluation of Digital Audio Radio (DAR) systems, the Consumer Electronics Manufacturers Association (CEMA) recently filed its final report with the Federal Communications Commission (FCC). The DAR Subcommittee examined nine proposed technologies for broadcast digital audio radio. Of all the systems tested, only the Eureka-147/DAB system offers the audio quality and signal

robustness that listeners would expect from a new DAR service in all reception environments.

The other systems had significant problems:

1. The IBOC (in-band, on-channel) systems as presented and tested are not feasible at this time due to deficient performance in the areas studied—audio quality, performance with channel impairments, RF compatibility, and extent of coverage.

2. The IBAC (in-band, adjacent-channel) system cannot be deployed due to interference with the current spectrum occupancy of the FM band.

3. The VOA/JPL (Voice of America/Jet Propulsion Lab) system at S-band frequencies is subject to continuous and/or repeated outages due to blockage.

“Despite these results, last spring we halted advocacy of any system at the request of the broadcasters who said they needed more time to correct the flaws of the IBOC system. We look forward to broadcasters demonstrating in the near future a system that will work,” said Gary Shapiro, CEMA president. The report “Technical Evaluations of Digital Audio Radio Systems: Laboratory and Field Test Results, System Performance, Conclusions” is available through the FCC or CEMA's Web site: www.cemacity.org/pubs/dar.htm. **PT**

Quantum Computing 101

While common digital computers are based on electron conductivity, quantum computers will manipulate individual atoms to perform many calculations at once by taking advantage of quantum physics. In June, Los Alamos scientists published one of the first books on this subject: *Introduction to Quantum Computers* (World Scientific Publishing Co.).

The text reviews the very brief history of quantum computing, starting with the 1994 discovery of the first quantum algorithms that can provide fast factorization of integers. The authors illustrate essential concepts and algorithms that make it possible for a quantum computer to solve problems impossible for digital computers. **PT**

Intelligent Highways

Intelligent Transportation Systems (ITS) are meeting the challenge of major road reconstruction in New York City. Work on the Prospect and Gowanus Expressways in Brooklyn, New York was facilitated by the implementation of the Traffic Command Center (TCC). Located in a renovated warehouse near the project and connected via fiber-optic cable to the various electronic devices on the two expressways, the TCC coordinates the ITS components and mitigates the effects of construction activities and incidents on traffic in the construction area. The Prospect and Gowanus Expressways are major arteries for Brooklyn and Queens, and connect directly to other highways to Manhattan, Staten Island, and northern New Jersey.

Personnel in the TCC detect incidents and direct appropriate action to clear the roadway and restore traffic flow in the vicinity as quickly as possible. The use of Traffic Observation Devices (TODs), video-camera surveillance (CCTVs), and dedicated tow trucks has reduced response time and accident clearance by more than half. Variable Message Signs (VMS), Highway Advisory Radio (HAR), and a toll-free telephone system are used to notify the public of current road and traffic conditions and to direct motorists to alternate routes. The TCC is in operation 24 hours a day year round.

“This is the first time we've seen an Intelligent Transportation System built to help motorists through a highway renovation,” stated Mark Kulweicz, Traffic Engineering Director, AAA New York. ITS could become a routine part of major construction projects, according to Kulweicz.

This project has worked so well that NYS DOT would like this “smart” highway system to be permanent and is exploring ways to make this happen. “Traffic is moving safely and smoothly through the construction area with only minor delays. In some areas, the traffic is actually moving better than before,” said project manager Harry Kamamis. A key question that needs to be resolved, however, is who will pay for the cost of its ongoing operation. **PT**

CD Player and CD-ROM Drive Maintenance

WHILE IT IS TEMPTING TO SUSPECT THE MOST EXPENSIVE COMPONENT (LIKE THE LASER) WHEN YOUR TRUSTY CD PLAYER OR CD-ROM DRIVE REFUSES TO COOPERATE, THE MOST COMMON CAUSE IS ACTUALLY A DIRTY LENS, WITH THE

next most likely causes being simple mechanical problems like a bad belt, dirt, and gummed-up lubrication. This month we are going to cover general inspection, cleaning, and lubrication. After all, a little tender loving care may be all that is needed to get your unit up and running.

Inside A CD Player or CD-ROM Drive

Before we begin, it would be useful to familiarize ourselves with the insides of some typical units. We'll also define some terms to minimize any chances of confusion as we proceed with the rest of our discussions on CD player/CD-ROM-drive repairs.

Let's begin by taking a look at a couple of typical mechanisms: An RCA RP7903A portable CD player with the top cover removed is shown in Fig. 1. Note how everything is squeezed into a package only slightly larger than the CD itself. When a CD is loaded, it conveniently blocks access to everything below it—which is a real pain when it comes time for servicing!

Figure 2 shows a Teac CD-532S CD-ROM Drive, a popular design used in late model (1998) low-cost high spin-rate units. This one is a 32× model with a SCSI interface. It is interesting to note that the 32× rating really means that it spins at constant speed roughly equivalent to a 13× rate, and the 32× transfer rate is only achieved for data located near the outer edge of the disc.

Although there are many variations on the basic theme, every CD player or CD-ROM drive has a power supply, logic/control board or boards, and an optical deck—which is the heart of the unit. The optical deck includes all those components directly associated with loading, spinning, and reading the disc.

An optical deck from a Sony D2 portable CD player is shown in Fig. 3. This is very typical of what is found in a variety of consumer-grade portable as well as full-size CD players and older CD-ROM drives. It uses a gear mechanism for moving the pickup.

Figure 4 shows the very simple optical deck from a Philips CD-206 CD-ROM drive. It uses the less-common rotary positioner (more on that later).

The optical decks in changers are similar but there will be an additional mechanism for selecting the discs from the carousel or cartridge.

The following summary identifies the major parts of the optical deck. Note, however, that not all models will have all of these items.

Loading Drawer: Most portable and many lower cost CD players or CD-ROM drives do not include this convenient feature. Of the ones that do, most are motor driven; however, some must be pushed in or pulled out by hand. One common problem with the loading-drawer mechanism is loose or oily belts that result in the drawer either not opening or closing at all, or opening or

closing only partially. There also might be mechanical damage such as worn or fractured gears or broken parts. Another possibility is that the drawer switch might be dirty, causing the drawer to decide to open or close on its own. Finally, the motor might be shorted, have open or shorted windings, or even have a dry or worn bearing.

Spindle Table or Platform: When the disc is loaded, it rests on this platform, which is designed to automatically center the disc and minimize runout and wobble. Common problems here include dirt on the surface, a bent spindle, or dry or worn motor bearings.

Spindle Motor: This is the motor that spins the disc. Most often, the spindle platform is a press fit onto the spindle motor. There are two common types: a miniature DC motor that uses brushes similar to the motors found in toys and other battery-operated devices, and a brushless DC motor that uses Hall-effect devices for commutation. Common problems with these motors include a partially shorted commutator (brush type), a shorted or open winding, and dry or worn bearings.

Clamper: The clamper is usually a magnet on the opposite side of the disc from the spindle motor that prevents slippage between the disc and the spindle platform. The clamper is lifted off the disc when the lid or drawer is opened. Alternatively, the spindle may be lowered to free the disc. A common problem here is the clamper not engaging fully, thus permitting the disc to slip on the spindle because of a mechanical problem in the drawer-closing mechanism.

Sled: This is the mechanism that the optical pickup is mounted upon. The sled provides the means for moving the optical pickup across the disc during

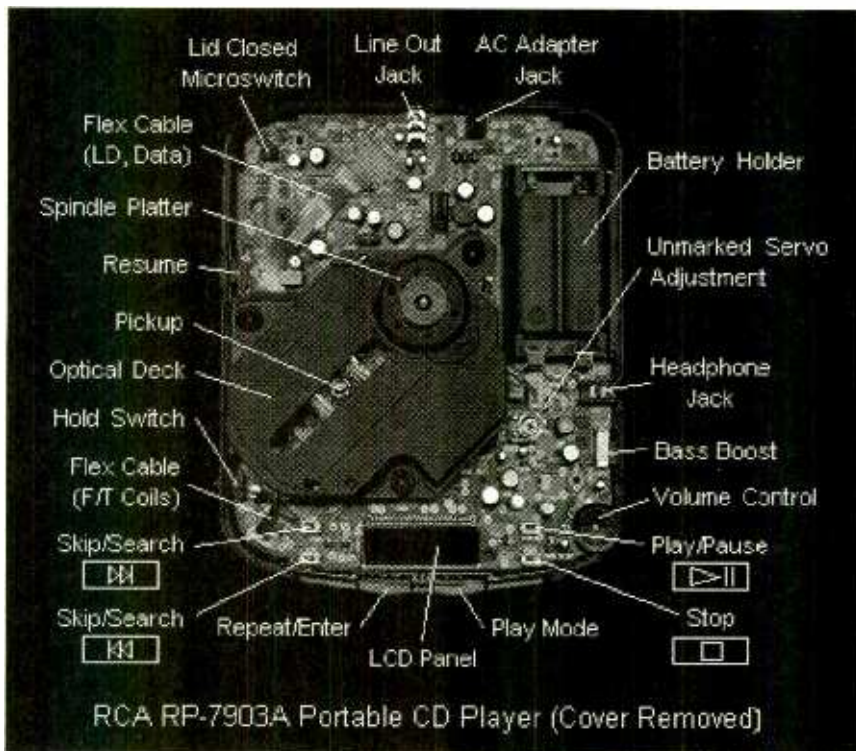


FIG. 1—LIKE MOST MODERN PORTABLES, there's not a lot of room inside this RCA RP7903A.

normal play or to locate a specific track or piece of data. The sled is supported on guide rails and/or bearings and is moved by either a worm or ball gear, a rack-and-pinion gear, a linear motor, or rotary positioner similar to what is found in a modern hard-disk drive. Common problems include dirt, gummy up or no lubrication, and damaged gears.

Pickup Motor: The entire pickup moves during normal play or for rapid access to musical selections or CD-ROM data. The motor is either a conventional miniature permanent-magnet DC motor (with belt or gear with worm, ball, or rack-and-pinion mechanisms) or a direct-drive linear motor or rotary positioner (with no gears or belts). Common problems include a partially-shortened motor, shortened or open winding, and dry or worn bearings.

The Optical Pickup

Next, let's turn our attention to the optical pickup, which is usually a self-contained and replaceable (though generally very expensive) subassembly. The good news is that, despite the fact that it is a precision opto-mechanical device, optical pickups are remarkably robust and are not that easily susceptible to mechanical damage.

Laser Diode: This is a near infrared

(IR) emitting device that usually operates at 780 nm, which is just outside the visible range of 400 to 700 nm. The power output is no more than a few milliwatts, and is further reduced to 0.25 to 1.2 mW at the output of the objective lens. A photodiode inside the laser-diode case monitors optical power directly and is part of a feedback loop that maintains the laser output at a constant and extremely stable value. Common problems here include a bad laser diode or sensing photodiode, causing a reduction or loss of the laser output.

Fixed Optics: These consist of the collimating lens, diffraction grating (only found in three-beam pickup), cylindrical lens, beam splitter, and turning mirror. Note that not all of these will necessarily be present in a given pickup; the functions of these components were discussed in a previous installment of this series. The good news here is that, outside of damage caused by a serious fall, there is little to go bad. Actually, that is very good news as it is usually very difficult to access any of the fixed-optics components, and even if you could, there is no easy way to realign them. Fortunately, except for the turning mirror, it is unlikely that they would ever need cleaning, and even the turning mirror is usually fairly well protected and remains clean.

Objective Lens: This is a high-quality plastic focusing lens, very similar to a good microscope objective with a focal length of 4 mm. Common problems with it include dirty lens, dirt in the lens mechanism, and damage from improper cleaning or excessive mechanical shock.

Photodiode Array: This is the sensor that is used to read back data and control beams. Common problems are bad photodiode(s) resulting in improper focus or absence of focus and weak or missing RF signal.

Focus Actuator: Since focus must be accurate to 1 micron (1 μm), a focus servo is used to keep it on target. The actuator is actually a coil of wire in a permanent magnetic field much like the voice coil of a loudspeaker. The focus actuator can move the objective lens up and down (closer or farther from the disc) as needed based on-focus information taken from the photodiode array. Common problems here are a broken coil or damaged suspension (caused by mechanical shock or improper cleaning techniques).

Tracking Actuator: Like focus, tracking must also be accurate to 1- μm or better. A similar voice-coil-type actuator moves the objective lens from side to side, based on tracking feedback information taken from the photodiode array. Note: On pickups that have rotary positioners, there may be no separate tracking coil as its function is taken care of by the positioner servo.

Common CD-Player Problems

While there are an almost infinite number of distinct things that can go wrong with a CD player, any set of symptoms can be classified as either a hard failure or a soft failure. A hard failure includes such things as door opening/closing problems, discs not being recognized, no sound, unit totally dead, etc. Soft failures include skips, continuous or repetitive audio noise, search or track-seek problems, and random behavior.

Both types of problems are common. The causes in both cases are often very simple, easy to locate, and quick and inexpensive to repair. Here is a short list of the most common causes for a variety of tracking and audio or data readout symptoms:

- Dirty optics—lens, prism, or turning mirror.
- Drawer loading belts—worn, oily, flabby, or tired.

1 Study at Home

We live in a constantly changing world, where exciting new technological advancements are made everyday. At the Cleveland Institute of Electronics we make it simple to train, earn a degree and prosper in the workforce. Over 150,000 students in the United States and 70 foreign countries got their start in electronics through CIE. And they received their education at their own pace in the comfort and convenience of their homes. At CIE you'll receive a first class education by a faculty and staff devoted to your career advancement. All of CIE course and degree programs are taught through a patented, proven learning process. To discover all the benefits and programs/ degrees available from CIE send for your free course catalog today.



CIE's Associate Degree program contains 297 lab experiments.

2 Work Where You Want

And once you complete your education at CIE, you can just about write your own ticket to where you want to work and in what specialized field... MIS, broadcasting, industrial, automotive, management... The opportunities seem limitless in today's high-tech world.

The Cleveland Institute of Electronics has been approved for use of Veterans Affairs Benefits and DANTES Tuition Reimbursement.

Tuition assistance from the Veterans Administration or the DANTES Program is available to veterans and service members in the Armed Forces.



Employees are seeking & hiring qualified applicants.

FREE CATALOG



1776 E. 17th Street
Cleveland, Ohio 44114-3679

Visit Our Web-Site
www.cie-wc.edu

YES! I am interested.
Please send me a catalog.

Name: _____

Address: _____

City: _____ State: _____ Zip: _____

Phone Number: _____

A school of thousands. A class of one. Since 1934.

AE124




FIG. 2—THIS TEAC CD-532S is a modern, 323 CD-ROM drive, though that maximum transfer rate is only reached for data located at the edge of the disc.

- Sticky mechanism—dirt, dried up/lack of lubrication, dog hair, sand, etc.
- Broken (plastic) parts—gear teeth, brackets, or mountings.
- Electronic servo adjustments needed—focus, tracking, or PLL.
- Intermittent limit or interlock switches—worn or dirty
- Bad connections—solder joints, connectors, or cracked flex-cable traces.
- Motors—electrical (shorted, dead spot) or mechanical (dry/worn bearings).
- Laser—dead or weak laser diode or laser-drive (power) problems.
- Photodiode array—bad, weak, or shorted segments, or no power.
- Bad heat-sensitive electronic components.
- Bad or missing optical pickup shield ground.

The following two areas cover the most common types of problems you are

likely to encounter. Consider them first in any situation where operation is intermittent; if audio output is noisy, skips or gets stuck; or if some discs play and others have noise or are not even recognized consistently:

The first is a dirty lens, which is particularly likely if the house the drive came from is dusty, if the player was located in a greasy area like a kitchen, or if there are heavy smokers around. Cleaning the lens is relatively easy and may have a dramatic effect on player performance.

The second thing to look at is a mechanical problem. Dirt, dried up lubrication, and damaged parts often cause erratic problems or total failure. One typical symptom is that the first part of a CD may play, but then get stuck at about the same time location.

Luckily, both of these can be taken care of easily.

General Inspection, Cleaning, and Lubrication

The following should be performed as general preventive maintenance or when erratic behavior is detected. The lens and its suspension, turning mirror, drawer mechanism, spindle, and sled drive should be checked, cleaned, and/or lubricated if necessary and appropriate (but read our comments on the lubrication of CD players, which follow shortly, before drowning your unit in motor oil or WD40!).

You will have to get under the clamp to access the lens and spindle on drawer loading models, but the lens and its suspension, at least, should be readily accessible on portable CD players with pop-up doors. These types can collect a lot of dust, dirt, and even fingerprints! Realistically, you probably won't do any of this for component CD players, CD-ROM drives, or other drawer loading models until something goes wrong! (I don't blame you—getting one of those out from the tangle of entertainment-center wiring, dusting it off, removing the cover, disassembling the unit to whatever level is needed, and so forth can be a royal pain.)

Cleaning the objective lens and turning mirror (if accessible) are the most important general maintenance tasks that can be done. Even minor contamination of their optical surfaces can easily result in 50% reduction in the returned signal—and all sorts of problems.

When cleaning the objective-lens assembly, be careful and gentle. The lens is suspended by a voice-coil actuated positioner that is relatively delicate. A CD-lens cleaning disc is nearly worthless except for the most minor dust as it will not completely remove grease, grime, and condensed tobacco smoke products (yet another reason not to smoke!), and could make matters worse by just moving the crud around.

First, gently blow out any dust or dirt that might have collected inside the lens assembly. A photographic type of air bulb is fine, but be extremely careful using any kind of compressed-air source. Next, clean the lens itself. It is made of plastic, so don't use strong solvents. There are special cleaners, but isopropyl alcohol is usually all that is needed for CD players and VCRs. (91% medicinal alcohol is acceptable, but pure isopropyl is better. Avoid rubbing alcohol, especially if it contains any additives.) Sometimes, a drop of water will be need-

ed to dissolve sugar-based crud. There should be no problems as long as you dry everything off (gently!) reasonably quickly. **DO NOT LUBRICATE!** You wouldn't oil a loudspeaker, would you?

You generally cannot get to the bottom surface of the lens, but this isn't




FIG. 3—A GEAR MECHANISM is used to move the optical pickup in this Sony D2 portable player. The pickup itself is typical of what you'll find in consumer units.




FIG. 4—HERE'S THE VERY SIMPLE optical deck used in a Philips CD-206 CD-ROM drive. This unit uses a rotary-type positioner.

nearly as exposed as the top surface, so that usually isn't a problem. Do not use strong solvents or anything with abrasives—you will destroy the lens surface rendering the entire pickup worthless.

Now, inspect the lens. When clean, the lens should be perfectly shiny with a blue tinge uniform over the central surface. Minor (barely visible) scratches will probably cause no harm, but any major scratches might result in erratic tracking or total inability to even read the disc directory. The pickup (or lens assembly) will need to be replaced in such cases.

Next we'll deal with the turning mirror or prism. If you can get to it under the lens without disturbing anything, clean it as well using the same procedure. Cleaning this might be at least as important as the lens. Unfortunately, the turning mirror may not be accessible without major (and difficult) disassembly. However, for Sony pickups (also used in Aiwa and some other brand players), it can be accomplished relatively easily.

Note: The turning mirror is not silvered so don't expect a normal mirror appearance—it looks just like a piece of glass. However, it is coated to be an excellent reflector for the 780 nm IR laser light.

Next, check the lens suspension for free movement and damage. Then check the spindle bearing (this is primarily likely to cause problems with repetitive noise). There should be no detectable side to side play. A seriously worn bearing will require replacement of the spindle motor.

To access the drawer mechanism and sled drive in component units, you will probably need to remove the optical deck from the chassis. It is usually mounted by 3 long screws (one of which may have a grounding lug—don't lose it). In portables and CD-ROMs, the bottom panel of the unit will need to be removed. Try not to let any of the tiny screws escape! A good set of jeweler's screwdrivers is a must for portables.

Check the drawer mechanism (if present) for free movement. Test the belt for life—it should be firm, reasonably tight, and should return to its original length instantly if stretched by 25% or so. If the belt fails any of those criteria, it will need to be replaced eventually, though a thorough cleaning of the belt and pulleys with isopropyl alcohol (dry quickly to avoid damaging the rubber) or soap and water may give it a temporary reprieve.

Also, check the gears and motor for lubrication and damage and correct as necessary.

Next up is the sled drive. Check the components that move the pickup including (depending on what kind of sled drive your unit has) the belt, worm or other gears, or slide bearings. These should all move freely (one exception here: if there is a lock to prevent accidental damage while the unit is being transported, the pickup might not move freely or very far). Inspect for damage to any of components that might impede free movement. Lubricate, repair, or replace as appropriate.

Finally, before going any farther, try to play a disc to assess the results of your efforts thus far.

Lubrication

The short recommendation here is to NOT add any oil or grease unless you are positively sure it is needed. Most moving parts are lubricated at the factory and do not need any further lubrication over their lifetime. Too much lubrication is worse than too little. It is easy to add a drop of oil but difficult and time consuming to restore an optical pickup that has taken a bath.

Never, ever, use WD40 or anything similar! Despite claims to the contrary, WD40 is not a good lubricant. Legend has it that the WD stands for Water Displacer—which is one of the functions of WD40 when used to coat tools for rust prevention. WD40 is much too thin to do any good as a general lubricant and will quickly collect dirt and dry up.

A light machine oil like electric-motor or sewing-machine oil should be used for gear or wheel shafts. A plastic-safe grease like silicone grease or Molybube is suitable for gears, cams, or mechanical (piano-key) mode selectors. Never use oil or grease on electrical contacts.

Unless the unit was not properly lubricated at the factory (which is quite possible), don't add any unless your inspection reveals the specific need. In a CD player or CD-ROM drive, there are a very limited number of failures specifically due to lubrication.

Note that in most cases, oil is for plain bearings (not ball or roller) and pivots while grease is used on sliding parts and gear teeth. If the old lubricant is gummy up, remove it, and clean the affected parts thoroughly before adding new oil or grease.

(Continued on page 30)



EQUIPMENT REPORT

CYBEX SWITCHVIEW 4-PORT KVM SWITCH

An inexpensive keyboard-video-mouse switch box lets you control up to four PCs using a single keyboard, monitor, and mouse.



CIRCLE 15 ON FREE INFORMATION CARD

to SwitchView are the standard extension cables for each type of peripheral.

SwitchView receives power from the equipment it's connected to, so no external power supply is needed. Its front panel features two LEDs for each channel, one green and one amber, and a channel-select button. A green LED lights whenever SwitchView detects that an attached computer has been turned on, and the unit will automatically switch to control the first computer that's turned on.

Any computer that is turned on will light a corresponding green LED, indicating that the channel is available. Pressing the channel-select button scrolls through the available channels, with an amber LED indicating which system is selected. SwitchView maintains the proper signals to each system so that none of them think that peripherals have been disconnected. SwitchView even has an automated scan mode that cycles through and displays each connected system for a certain amount of time.

Because SwitchView receives and relays keystrokes, it is easy to make it interpret special commands. Two quick taps on the Control key put SwitchView into Command Mode. Once in that mode, special keystroke combinations will make the unit switch channels, go into the automatic scan mode, or even set the time duration of the scan mode.

If you (or your small company) own multiple computers, you know how much space and money buying multiple keyboards, mice, and especially monitors can consume. The Cybex SwitchView SV-4 can supply a practical alternative in many situations. If your needs are less demanding, you might want to look into its little brother, the SV-2 two port system. For more information on either, contact the manufacturer (Cybex Computer Products Corporation, 4912 Research Drive, Huntsville, Alabama 35805, Tel: 205-430-4000, Web: www.cybex.com) directly, or circle 15 on the Free Information Card. **EN**

There are plenty of computer-network administrators and other power users who must tend to more than one computer at once; that's a given in the high-tech business world of the late 1990s. In fact, these days it is not uncommon to find homes with multiple systems.

One thing that network administrators and home users often have in common is the lack of desk space. There's usually barely enough room for all the computers, not to mention a monitor, keyboard, and mouse for each one as well. Fortunately for network administrators, they have long had the luxury, and the corporate checkbook, to afford switch boxes that allow multiple computers to be controlled using a single keyboard, monitor, and mouse.

Cybex Computer Products is one of the best-known manufacturers of these keyboard-video-mouse, or KVM switches, but they have always been industrial-grade units that were too expensive and too expensive for any sort of casual purchase. However, that is no longer true as that manufacturer has entered the home market with two entry-level switches with entry-level prices: The SwitchView SV-2 two-port unit sells for \$169 and the SwitchView SV-4 four-port unit sells for \$249. The SV-4 is the focus of this equipment report.

Cybex SwitchView SV-4

SwitchView incorporates the same features that have always made Cybex's

high-end gear desirable, including two status lights for each channel, push-button or keyboard-controlled switching, and hot-pluggable operation, but there are some important differences that make the new units more practical and accessible for home set ups. For example, while Cybex's high-end gear uses custom cables, SwitchView uses standard cables that you can get from Cybex or any other computer-supply outlet. Also, industrial Cybex boxes are too big for most home settings, but SwitchView measures a small 8.1 inches wide by 2.7 inches high by 5 inches deep.

A single SwitchView SV-4 can switch signals from up to four computers. Multiple SwitchViews can be ganged together to control up to 64 computers. SwitchView allows a PS/2 style or Microsoft IntelliMouse to control any combination of serial-, PS/2-, or IntelliMouse-equipped computers. The one limitation is that the maximum video resolution is 1024 x 768 at 80 hertz.

The back panel of the SwitchView SV-4 is where all of the cables connect. The user's keyboard, monitor, and mouse plug into jacks labeled "user console." Four additional sets of jacks labeled A through D connect to the systems that will be controlled from the user console. Each set of jacks include connectors for a keyboard, monitor, and mouse. PS/2 and serial connectors are provided for mice; keyboards that do not have a PS/2 connector will require an adapter. The cables that connect the PCs

XML: Who Controls The DTD?

YOU MAY HAVE CAUGHT THE BUZZ ABOUT XML (EXTENDED MARKUP LANGUAGE). WHAT IS IT? WHAT IS IT GOOD FOR? HOW DOES IT DIFFER FROM HTML? WHAT DIFFERENCE WILL IT MAKE—IF ANY? THOSE ARE ALL GOOD QUESTIONS, AND WE'RE GLAD

you asked. To answer them, we'll take a kind of "outside-in" approach, by comparing HTML, SGML, and XML.

If you've had any exposure to the Internet, you probably have an intuitive notion of what HTML (Hyper Text Markup Language) is. Basically, HTML is a language for specifying the layout of Web pages. Any given HTML document contains two broad categories of information: content and markup. In HTML, markup specifies how content appears. For example, you can specify various levels of headings, emphasize (with bold or italic) portions of the content, or display several content items as a list. In HTML, markup is contained between angle brackets, <like this>; everything else is content.

The problem with HTML is its simplicity. It can only do a limited range of things, and as it evolves, different products interpret its markup differently, or in some cases, not at all. Eventually, one might suspect, a set of standards would be reached, and vendors would be able to create compatible applications that conform to those standards. From that point of view, the problem is not just the rapid rate of evolution, but the idea that there are probably an infinite variety of ways it could evolve to meet different needs.

There are deeper problems as well. HTML only concerns itself with appearance and presentation. HTML doesn't touch the question of structure. It turns out that there are lots of interesting and

useful things that can be done when you concern yourself with both.

SGML

In the larger scheme of things, HTML is an application of SGML (Standard Generalized Markup Language). SGML is not a markup language, like HTML. Rather, SGML is a *metalanguage*, that is, a language for specifying other markup languages, like HTML. In other words, SGML is markup language language.

SGML is an ISO standard; it grew out of research dating back to the 1960s. Ordinary people don't use SGML; large publishing organizations do. Typically, it is used to organize large publishing projects such as airplane maintenance manuals and encyclopedias.

The way you do anything useful with SGML is by creating a Document Type Definition (DTD). The DTD specifies what the elements of a document may be, and how they relate to one another. HTML, in fact, is nothing more than an SGML DTD; an often very loosely interpreted DTD, but a DTD nonetheless. The HTML DTD does nothing

but specify the set of tags, such as <h1>, , and so forth, that make up a Web page. Microsoft and Netscape may choose to render (present) <h1> in different ways, but the fact is that they're both working off the same set of tags, that is, the same DTD.

Sort of. Actually, they're not, and that's why different Web pages display differently—or not at all—in different browsers.

So, what's the solution? You could add more tags, but that is a poor choice. More tags mean continuing political battles over standards, *ergo* continuing incompatibilities. A more general solution is the real answer. Enter XML.

XML

So where does XML fit in? XML is not a DTD like HTML. XML does not specify the ultimate tag set to end all tag sets.

XML is like SGML on a severe weight-loss program. As the XML FAQ states, XML is more like SGML—than HTML++. SGML is an 18-wheeler; XML is a Ferrari. That's enough analogies; you get the idea.

XML is a simplified subset of SGML with the following characteristics.

- It greatly increases the (potential) power and variety of Web (and other) documents.
- It disentangles evolution from the standardization process.
- It "democratizes" the DTD creation process. If you need a specialized capability, create a DTD for it, and write some specialized code to handle it. You needn't be afraid that you'll break someone else's browser or plug-in.
- It is extensible. The earliest extensions concern themselves with more varied hyper-linking and better link man-



FIG. 1—COMING SOON to a browser near you: XML.

LISTING 1—PRESENTATION TAGS

```
<pre>
<mrow>
  <mrow>
    <msup>
      <mi>x</mi>
      <mn>2</mn>
    </msup>
    <mo>+</mo>
  </mrow>
  <mn>4</mn>
  <mo>&invisibletimes;</mo>
  <mi>x</mi>
</mrow>
<mo>+</mo>
<mn>4</mn>
</mrow>
<mo><</mo>
<mn>0</mn>
</mrow>
</pre>
```

LISTING 2—CONTENT TAGS

```
<pre>
<apply>
  <plus>
  <apply>
    <power/>
    <ci>x</ci>
    <cn>2</cn>
  </apply>
  <apply>
    <times/>
    <cn>4</cn>
    <ci>x</ci>
  </apply>
  <cn>4</cn>
</apply>
</pre>
```

agement (using XLL, a developing Extended Link Language), and with portable style sheets (using XSL, a developing Extensible Stylesheet Language).

- Code to write XML parsers and processors can be much simpler than corresponding SGML code, which greatly lowers the barrier to entry for smaller companies and specialized applications. It also gives established SGML tool vendors a leg up on the competition as XML is a strict subset of SGML.

In a sense, it can be useful to think of XML as a portable, self-documenting database format. Any XML processor can read any conforming XML document and be able to decode the schema or structure of that document. It may not be able to do anything with that structure, but it will be able to understand it.

Continuing the database analogy, the DTD is really the schema. The DTD can

be contained within the document, or referenced externally. An HTML DTD reference usually looks something like this, `<!DOCTYPE HTML PUBLIC "-//W3C//DTD HTML 3.2//EN">`, and appears as the first line of an HTML file.

On the other hand, it is not required that an XML document have a DTD. In that case, it has an *implicit* DTD, which is simply the structure defined by the tags in the document. If it does have a DTD, the DTD may be contained within the document or externally referenced (or both).

By the way, the XML spec uses two terms that seem to confuse lots of people: *valid* and *well-formed*. A well-formed XML document basically has properly formed and nested tags. A valid XML document is simply a well-formed document that has an explicit DTD. An invalid document is not necessarily *incorrect*; it just doesn't have an explicit DTD.

What can you do with XML?

The answer is easy; the ramifications subtle. Using XML you can create your own specialized markup languages to handle your own special needs, without worrying about breaking the other guy's stuff. Does that mean Microsoft and Netscape can achieve a lasting peace? In and of itself, not really.

An example can help flesh out the issues. One of the first applications of XML is a language called MathML. Like XML itself, MathML is a product of the World Wide Web Consortium; as such it is vendor independent. As of this writing, MathML is not an official standard, but it's close.

At the most basic level, the purpose of MathML is to provide a standard means of embedding mathematical expressions in Web pages so that scientists and engineers can communicate without converting everything to GIF images.

GIFs are bad; they take up space and use bandwidth, but even worse, the conversion process discards information. MathML provides a means of specifying presentation, without discarding the semantic content, *i.e.*, the *meaning* of the expression. That in turn provides maintainability, reusability, cut-and-pasteability, and other benefits.

In that sense, MathML is "two, two, two mints in one." The MathML DTD in fact defines two orthogonal sets of tags, one specifying presentation, the other specifying content. Listing 1 shows the presentation tags, and Listing 2

shows the content tags for this equation: $x^2 + 4x + 4 = 0$. Both sets of tags would be contained in a single document.

Except in very simple cases, people will not edit those tags by hand. Graphical equation editors will provide a user interface; behind the scenes, MathML gets generated, stored, transferred, and possibly converted, say to PostScript or TeX for hardcopy, or to Braille, or to audio format for hearing-impaired users. (Perhaps a new market for equations on tape will emerge.)

All those output conversions are both possible and practical because of the robust, unambiguous nature of MathML.

Getting there didn't happen overnight. Over the years, there have been several attempts at producing something that could do what MathML can (or will shortly be able to) do. Those attempts provided fodder for the current activities. These are the organizations officially listed as participating in development of the current spec: Adobe, the American Mathematical Society, Design Science, Elsevier Science, The Geometry Center at the University of Minnesota, HP, IBM, INRIA, SoftQuad, Waterloo Maple Inc., and Wolfram.

That's some pretty distinguished company. Does this mean we'll be able to take MathML models out of Mathematica and plug them directly into Maple? That would be nice. The companies would distinguish the products by the quality of their editors and rendering engines.

But what happens when Wolfram wants to implement something that's not covered by the spec? Does the company have the reserve to wait for standardization to occur, or does it create its own extension and forge ahead?

Conclusions

So, what *can* you do with XML? You could define your own markup DTD. Then, to do anything with it, you would have to create your own edit engine, and your own rendering engine. That's just great if your XML dialect is something nobody else really has much of an interest in.

But what if there are interested parties? Say, for example, that you want to create an XML dialect for electronics symbols. **Electronics Now** could create its own for publication in this magazine, but what about all the other magazines? What about companies that design and build electronic devices? What about

(Continued on page 30)



NEW LITERATURE

USE THE FREE INFORMATION CARD FOR FAST RESPONSE

The Web Server Handbook

by Pete Palmer and Adam Schneider, with
Anne Chenette
Prentice Hall PTR
One Lake Street
Upper Saddle River, NJ 07458
Tel: 800-382-3419
Web: www.prenhall.com

\$39.95



CIRCLE 338 ON FREE INFORMATION CARD

Many people assume that setting up a Web server is expensive and complicated—needing expensive equipment and consultants. However, almost anyone can set up a Web server, even with little or

no experience.

Beginning with the absolute basics, readers are shown how to set goals for a Web server, choose hardware and software, choose the right Internet provider, and get a Domain name, and IP address. The handbook goes on to explain how to build the Web site, step-by-step; how to add pictures, forms, and interactivity; and how to test, maintain, and update a site. It covers all the software needed including Windows 95, Windows NT, Macintosh, and UNIX. Finally, methods of publicizing a site and making it secure are covered.

With this information, anyone can build an attractive site customized to fit the user's needs. This book even features quick-reference guides to many important tools for Web-site operators, including HTML, Perl program-


ming, TCP/IP networking, and basic UNIX.

The included CD-ROM, compatible with Windows, Macintosh, and UNIX systems, contains the Internet's most popular Web servers, including those from Apache, CERN, and NCSA; a 60-day trial version of the WebSite Windows NT Web Server; and dozens of helper applications, and Web pages with built-in links to extensive on-line resources.

The Design and Development of Fuzzy Logic Controllers

by Byron Miller
Impatiens Publications
4028 Pleasant Avenue South
Minneapolis, MN 55409-1545
Tel: 612-822-1799
E-mail: impub@isd.net

\$52 plus \$3 S&H



CIRCLE 339 ON FREE INFORMATION CARD

With this book, readers can get all the technical information needed to create fuzzy-logic controllers. Using assembly, C, ladder logic, or other languages, users of fuzzy logic can create devices capable of controlling processes ranging from anti-lock brakes to robotic motors. There are complete instructions for creating controllers from scratch, as well as numerous examples.

All aspects of controller development are discussed: requirements, design considerations/tradeoffs, performance issues, and controller-validation techniques. The author presents a design methodology for controllers. There is also a discussion of fuzzy-logic implementation using traditional ladder-logic-based Programmable Logic Controllers (PLCs), such as Allen-Bradley's SLC-500.

Emphasis is on using off-the-shelf

processors, like the 6811, 8051, 8086, and 68000 to make fuzzy-logic implementation cost effective. High-performance controllers using Analog Devices ADSP2100 Digital Signal Processor (DSP) are discussed.

Fuzzy-logic history, theory and applications, traditional control theory, controller analysis and implementation, choosing when to use fuzzy logic, and creating closed-loop controllers are among the topics covered. Simulation source files for all examples are provided. A comprehensive list of hardware and software vendors is included.

Home Automation Products Catalog

Home Controls Inc.
7626 Miramar Road
Suite 3300
San Diego, CA 92126
Tel: 800-CONTROL or 619-693-8887
Fax: 619-693-8892
Web: www.homcontrols.com

Free



CIRCLE 340 ON FREE INFORMATION CARD

Over 40 new items are featured in this expanded 70-page, four-color catalog. It provides the latest products to automate your home: from power-line carrier products, security systems, RF and IR devices,

telephones, intercoms, drapery controls, A/V equipment, and surveillance cameras, all the way to intelligent two-way whole-house controllers.

HAL2000 is one such operating system for the home with state-of-the-art continuous speech recognition. With this one program, homeowners can control all the automation devices in the house—by voice. At home, users can speak into any microphone connected to the computer or into any telephone, telling the computer to turn the sprinklers on or close the garage door. From

BooksNow To order books in this magazine or, any book in print. Please call anytime day or night: (800) **BOOKS-NOW** (266-5766) or (801) 261-1187 ask for ext. 1454 or visit on the web at <http://www.BooksNow.com/electronic-now.htm>.

Free catalogs are not available.

far away, with a simple telephone call and a security code, users can speak to the computer and tell it to turn on lights or set the thermostat.

In addition to the products presented, there are illustrations and explanations of how home-automation, video, and other systems work. Books and manuals on home automation and related subjects are also available.

1998 IC Master Catalog

Hearst Business Communications, Inc.

645 Stewart Avenue

Garden City, NY 11530

Tel: 516-227-1300

Fax: 516-227-1453

Web: <http://hearstelectroweb.com>

\$195



CIRCLE 341 ON FREE INFORMATION CARD

With these three easy-to-use volumes, readers can review the latest product information, scan hundreds of manufacturer-supplied supplemental data pages, identify alternate devices, and verify manufacturer contact information. The 1998 IC MASTER CATALOG contains specifications for over 100,000 current ICs, including 13,000 new ones.

Data is organized in ten Master Selection Guides. The updated Alternate Source Directory lists over 120,000 pin-for-pin equivalents, and it includes NTE and Philips ECG parts. Additional information is provided in the Part Number Index, the Military Parts Directory, the Application Notes Directory, and the Manufacturers & Distributors Directory.

Also available is the enhanced 1998 IC MASTER CD-ROM for Windows (\$235); it contains all the product information found in the printed version, and adds discontinued ICs—specifications for more than 135,000 devices on one disc! Users are able to link directly to datasheets on IC manufacturer's Web sites for selected advertised devices.

Subscribers to either the printed catalog or the CD-ROM version have full access for one year to IC MASTER online: <http://icmaster.com>. The Web site offers the complete IC MASTER database, which is continuously updated, and includes devices discontinued over the last five years.

McGraw-Hill Electronic Dictionary, Sixth Edition

by Neil Sclater and John Marks


McGraw-Hill, Inc.

11 West 19th Street

New York, NY 10011

Tel: 800-2MCGRAW

\$55



CIRCLE 342 ON FREE INFORMATION CARD

Comprehensive, accurate, and easy-to-understand, the sixth edition contains more than 14,000 entries—words, phrases, acronyms, and abbreviations from all sectors of electronics. Terms taken from physics, electrical engineering, mathematics, chemistry, biology, and computer science are included. There are over 800 new definitions. More than 220 new illustrations have been added, bringing the total illustrations to over 1200.

The dictionary now covers fundamentals of electricity, electronics, and basic electronic circuits; solid-state-device design and fabrication; passive-component design and manufacture; circuit-board fabrication and component assembly; electronic-product and -system packaging; computers, peripherals, and software; scientific and medical instrumentation; industrial instrumentation, controls, and robotics; telecommunications and fiber optics; radio, television, and consumer-entertainment products; military/aerospace systems, including radar, sonar, and satellites; and marine and automotive electronics.

Analog Dialogue, Volume 31-2

Analog Devices, Inc.

Ray Stata Technology Center

804 Woburn Street

Wilmington, MA 01887

Tel: 800-ANALOGD or 617-937-1428

Fax: 617-821-4273

Web: www.analog.com/publications/magazines/Dialogue/dialog.html

Free

BooksNow

To order books in this magazine or any book in print. Please call anytime day or night: (800) BOOKS-NOW (266-5766) or (801) 261-1187 ask for ext. 1454 or visit on the web at <http://www.BooksNow.com/electronicnow.htm>.

Free catalogs are not available.



CIRCLE 343 ON FREE INFORMATION CARD

This magazine focuses on issues affecting real-world signal processing. The authors are engineers, technical writers, and managers from Analog Devices. The cover story in this issue discusses Lithium-Ion batteries, and a new battery-charger controller that guarantees $\pm 1\%$ final battery-voltage accuracy.

Other articles discuss products, such as 14-Bit Monolithic ADCs, the 200-MHz 16×16 Video Crosspoint Switch IC, and Quad-SHARC DSPs. Part IV of an ongoing tutorial, "Selecting Mixed-Signal Components for Digital Communication Systems" features receiver architecture considerations, and Part II of "DSP 101" explores the question of why use a DSP. The column, "Ask The Applications Engineer" focuses on Op Amps Driving Capacitance Loads.

Robot Store

Mondo-tronics Inc.

4286 Redwood Highway #226

San Rafael, CA 94903

Tel: 800-374-5764 or 415-491-4600

Fax: 415-491-4696

E-Mail: info@mondo.com

Web: www.RobotStore.com


Free



CIRCLE 344 ON FREE INFORMATION CARD

Robot builders require a special set of skills. Starting with a dream, the hobbyist has to be able to do the mechanical assembly, as well as to understand and implement the electronics and the logic necessary to have the robot interact with the world.

The most recent catalog from Mondo-tronics contains over 225 robot kits and accessories aimed at builders of all experience levels. At the beginning of the booklet, there's a helpful guide suggesting some robots to build at different skill and age levels. Each skill level (beginner, intermediate, and advanced) is broken down into projects appropriate for ages 7 to 12, 12 to 15, and 15 and up.



Plug Yourself Into Electronics Now And Save \$41.91 per year

Dear Electronics Now Reader:

Prices are going up. Even the price you pay for this magazine. When I heard about it, I talked management into giving you, our regular reader, a last opportunity to start a new subscription or to extend your current one before the increase takes effect. I've even managed to convince them that you should be allowed to extend your subscription for as long as you wish, up to a maximum of ten years. So if you live in the United States, you can guarantee that your annual subscription to Electronics Now will continue to cost you only \$17.97 a year—and you select the term— one, two, three, four, five ... Up to a maximum of ten years.

We'll provide great plans and printed-circuit patterns for great electronic projects. In just the past few years Electronics Now has presented amateur TV equipment, robots, computer peripherals, microcontroller programmers, test equipment, audio amplifiers, telephone projects, relay circuits, a variety of fascinating regular columnists, and much more.

PLUS ... equipment troubleshooting techniques ... circuit design ... reports on new technology and products ... in-depth coverage on computers, video, audio, vintage radio, and lots more exciting features and articles.

SAVE \$41.91 for each year you accept this offer, off the newsstand price. In fact, if you buy four or more issues on the newsstand, this Last Chance offer delivers 12 issues right to your mailbox for less than you would spend at the newsstand.

No need to send money now, unless you prefer. We will bill you when your first issue is ready to be mailed. But you must complete and mail the Last Chance certificate before the August 31st deadline. Make sure you tell your friends about this offer too.

So do it now... take just a moment to complete the Last Chance form and mail it to us in the postage-paid envelope. That's all it takes. And you save big bucks for up to ten years. This really is a last-time offer, and it will not be repeated after August 31, 1998.



Theresa Lombardo
Circulation Manager

Electronics NOW[®]

This guide also briefly explains what principles each project teaches. The Hyper Peppy for the youngest beginner teaches basic mechanical skills, while the Rug Warrior Pro Kit, their most advanced kit, teaches advanced electronics, C programming, and subsumptive behavior. This robot is used at universities world-wide.

In addition to kits, the catalog includes robot arms and legs, wheeled platforms, muscle wires, shape-memory alloy (SMA) devices, BASIC stamps and boards, software and animatronics, robotics books, and videos that feature robots. **EN**

Q & A

continued from page 12

quad you've done the first; now try the second. Raise the antenna until there is always a clear line of sight between the transmitter and the receiver.

Going beyond that, though, we wonder whether it is wise to entrust people's lives to low-power radios that weren't designed for great reliability. If you need radios for safety, don't skimp.

Depending on your situation, Family Radio Service or business band VHF transceivers would probably be a lot more reliable.

Writing to Q&A

As always, we welcome your questions. The most interesting ones are answered in print. Please be sure to include plenty of background information (we'll shorten your letter for publication) and give your full name and address (we'll only print your initials). *If you are asking about a circuit, please include a complete diagram.* Write to Q&A, **Electronics Now Magazine**, 500 Bi-County Blvd., Farmingdale, NY 11735. Due to the volume of mail, we regret that we cannot give personal replies. **EN**



1-800-AHA-USA1

SERVICE CLINIC

continued from page 23

In general, do not lubricate anything unless you know there is a need. Never 'shotgun' a problem by lubricating everything in sight! Considering the damage you might do, you might as well literally use a shotgun on the equipment!


Wrap Up

That's all for now. The general maintenance procedures we've outlined here should actually cover the majority of CD player and CD-ROM drive problems you will encounter. Next time we will get into some specific electronic problems (such as what to do if your CD player does a credible impersonation of a brick!).

In the meantime, if you have any specific problems or questions, you can reach me by e-mail at sam@stdavids.picker.com. For general information on electronics troubleshooting and repair visit my Web site at <http://www.repairfaq.org/> or go direct to: http://www.repairfaq.org/REPAIR/F_Repair.html for a new, expanded, and greatly enhanced set of repair guides and other electronics troubleshooting and design information. **EN**

• ROBOTS • KITS • SOFTWARE • MORE •

TALRIK™ II



TALRIK™ Jr.



Order Today!
Mention this Ad for
FREE Insurance
on Your Order!

Autonomous, Programmable, Mobile Robot Platforms:

TAL2KIT - Kit to Build Serious R&D Talrik II Robot w/ 64k Memory, Sensors, Wheels, Servos, Micro-controller, Sensor Board, Body, Software * **\$495.95**

TALJRKIT - Kit to Build Super-Fun Talrik Jr. Robot w/ 2k Memory, Sensors, Wheels, Servos, Micro-controller, Birch-Body, Software * **\$135.95**

* *First-time buyers of Mekatronix™ brand products need a Com-Kit \$19.95 OR a Com-Pack \$27.95 which plugs into the PC's serial port.*

Program options: sBASIC, HC11 Assembly, C (ICC11), POGO, Forth or IC!

The TALRIK™ robot development platform offers sophisticated, expandable, programmable, autonomous, mobile robot kits with all the processor, memory, motor, and sensory functions found on robots costing a lot more!

SMARTER!
Has a MC68HC11
computer on board!

Orders Call NovaSoft™ Toll-Free:

1-888-Mr-Robot

Electronic Catalog with Pictures & Specs:

<http://www.mekatronix.com>

Technical Questions & Other Inquiries: novasoft11@aol.com or 804-272-5752

STRONGER!
Has 42-oz-in dual ball
bearing servos

© 1998 NovaSoft™, Inc.

COMPUTER CONNECTIONS

continued from page 26

the educational establishment?

The point is that we could quickly end up embroiled in a standards war. And it's really the same kind of war as the Microsoft/Netscape browser wars. The issue is who controls the DTD.

Despite the hype, I think XML is a valuable technology. I don't think it's going to be a user-level panacea, because there are still too many opportunities for market wars to take place.

XML's value is more infrastructural. It's like a very low-level API that everyone can write to. Even if (when) differences emerge, the facilities of the environment itself provide a means for working out those differences.

I sure hope so, anyway.

That's all the room we have for now, so we'll see you next time. Until then, you can stay in touch via e-mail at jeff@ingeninc.com. **EN**

TOD T. TEMPLIN

Whether you are a true videophile or just an avid electronics enthusiast, you are probably aware of the fact that almost all new video devices—including such things as Digital-Satellite Receivers (DSS), Digital Video-Discs players (DVD), Digital-Video Camcorders (DVC), Hi-8 and Super-VHS video-cassette recorders, and Laser-Disc players—come equipped with S-video signal connectors. The “S” stands for “separated,” meaning that the video signal has been split into two separate channels—one for the luminance or basic black-and-white picture, and one for the chrominance or color information. If your monitor or television supports S-video inputs, then it is capable of displaying signals from those devices. The resulting display will be higher in resolution and truer in color fidelity than the video signals available at either the composite video output, or worse yet, the RF-modulated output of the device. If you have S-video capability but aren’t using it, you might be missing half of the picture—at least in terms of resolution—not to mention the full capabilities of the equipment that you paid top dollar for.

It has been the author’s experience that each of the above-listed devices has but a single S-video output jack. Imagine the difficulty in such a situation of wanting to record the S-video signal from a DSS receiver simultaneously on two separate S-VHS recorders and to display the picture on an S-video monitor. With only one output available on the DSS receiver, the only way to do that task would be to use the composite output from the DSS unit for one recorder. The monitor would then have to be hooked up to the video pass-through connector of the second recorder.

Problems such as that are a thing of the past with the Video Distribution Amplifier described here. This device is also handy to send S-video to a monitor in a second room, dubbing S-VHS or Hi-8 video tapes to multiple recorders, connecting various components together in a home theater, or at any

BUILD AN S-VIDEO DISTRIBUTION AMPLIFIER



Connect up to four S-video devices to one source with this easy-to-build unit!

time that multiple S-video signals are required. The design includes adjustments to compensate for losses of signal strength or high frequencies that might occur in long cable runs.

A Short History of Color TV. To really understand why S-video is the better choice for connecting video components together, you need to understand the differences between S-video and composite video. To do that, a brief and somewhat simplified review of television history is in order. Not everyone today remembers, but in the beginning, television was monochrome (black and white). That original television signal was comprised of the horizontal and vertical synchronizing pulses plus the monochrome signal.

In the late 1940s, CBS laboratories proposed a color system that used a sequential-scanning scheme. The CBS method broke down a color picture into separate red, green, and blue layers. The separate layers were transmitted in order, one after

the other, and displayed sequentially on a monochrome screen. To reconstruct the color image, a motor-driven synchronized rotating “color wheel” that had red, green, and blue filters was placed in front of the monochrome picture tube. The color wheel rotated at 1800 rpm, blending the three sequential images into a full-color picture.

The CBS engineers proposed transmitting 750 horizontal lines with a 3-to-1 interlace. That resolution meant that the three-color layers had to be sent at a rate of $1/180$ second per field in order to make a single color frame at $1/60$ second. With a rate of 60 complete color frames per second, the resulting video signal would need a video-channel bandwidth of 25 MHz. Such a signal would need a new set of wide-bandwidth television channels. For experimental purposes, the FCC established and allocated the UHF television band that is still in use today.

The CBS system produced separate full-bandwidth RGB signals, and displayed 720 active horizontal

lines with nearly 1000 lines of resolution. Compare that with the 480 display lines and 335 lines of resolution of a standard TV signal; in essence, CBS was showing a viable high-definition color-television system with World War II-era equipment.

Unfortunately, the CBS system had some serious drawbacks, including the mechanics of the color wheel (recalling the days of mechanical television of the 1920s), the expense of new transmission equipment, and the fact that everyone would need to buy a new television to receive the color picture. What was really needed was a signal standard and a method of transmission that would let a color-television signal be compatible with the existing monochrome signal and not require any new channels or additional channel bandwidth. Those requirements would let all of the existing black-

and-white televisions already in use continue to be viewed while offering an orderly and less expensive transition to color broadcasting.

Enter the engineers from RCA laboratories. They had two tricks up their sleeve that CBS didn't have. First (and most importantly), they had invented the first true color picture tube. Having actual red, blue, and green phosphors in the screen meant that no color wheel was needed. Secondly, they proposed a broadcast standard that combined both the color and monochrome signals into a single complex signal that could be carried by a single coaxial cable. What's more, the proposed signal could be transmitted by equipment already in use on a 6-MHz TV channel. That signal could still be received on existing black and white televisions as well as the new color receivers. It is that

system that was eventually selected by the National Television Standards Committee (NTSC), adopted by the FCC, and is still in use today. Although it is scheduled to be phased out by the end of the next decade as a part of the transition to digital TV, NTSC color TV will probably be with us for years to come.

If you are interested in a more detailed description of the history and development of color TV, an excellent article on the subject was published in the July 1995 issue of our sister publication, **Popular Electronics**.

Anatomy of a Color-TV Signal. Let's look at how the NTSC signal is put together. Color-television signals are made up of three main pieces of information (red, green, and blue images). Monochrome television, in contrast, only needs brightness infor-

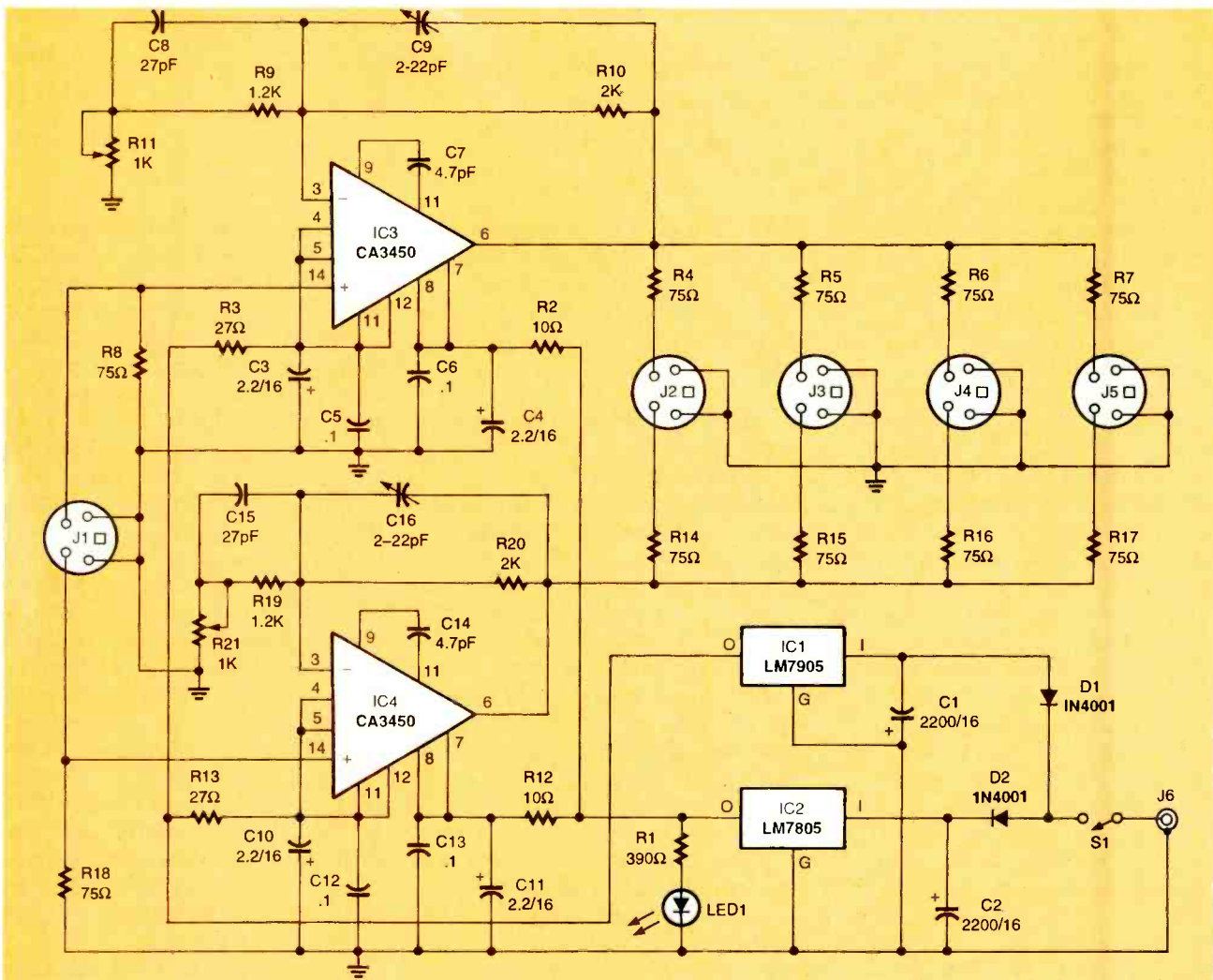


Fig. 1. The Video Distribution Amplifier lets you connect up to four S-video devices to a single S-video source.

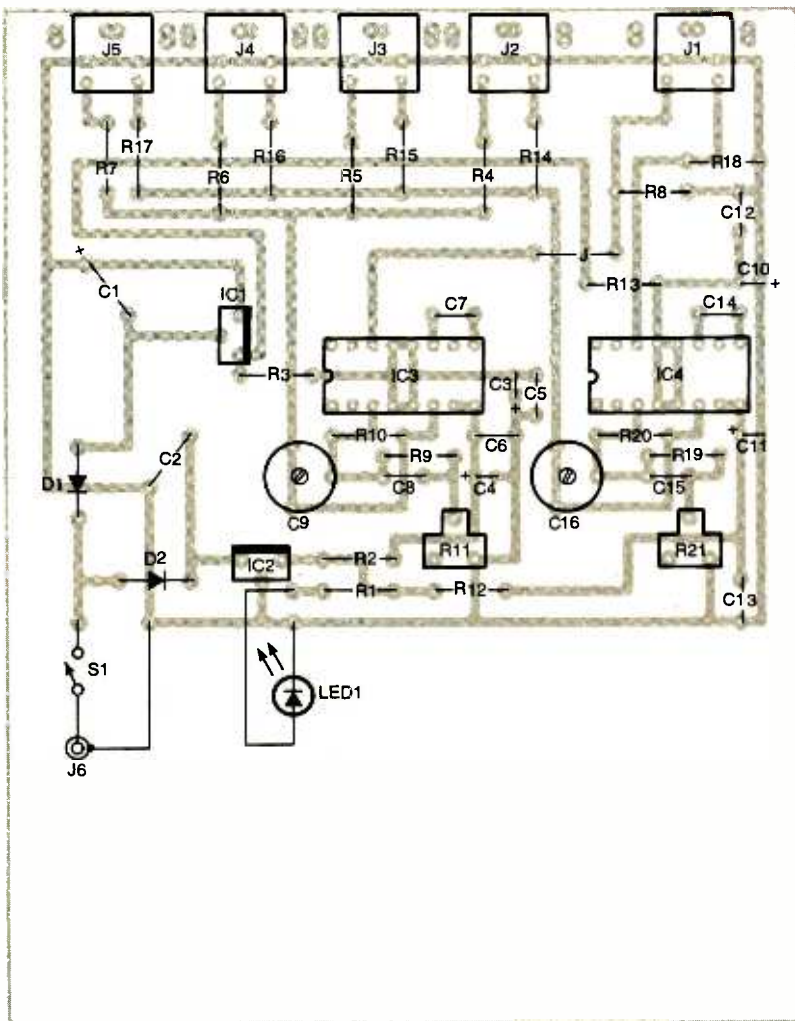


Fig. 2. Use this parts-placement diagram when building the Video Distribution Amplifier board. Don't forget the jumper wire near R13.

mation. An encoding process is used to send the red, green, and blue information simultaneously on a single coaxial cable or to transmit it on a single TV channel. In a color television or monitor, a decoding process is then used to separate the complex signal back into the three separate signals. The process must also be done so that monochrome displays can produce a monochrome picture from the color information.

To accomplish that feat, four techniques are used: matrixing, bandwidth limiting, two-phase modulation, and frequency interleaving. We'll look at each technique and show you how the picture quality is affected.

The first technique, matrixing, is the process of mixing the red, green, and blue outputs of a color

camera (or other RGB source) in a linear cross-mixing circuit. The output of that circuit produces three new signals called M, I, and Q. Each new signal is a different linear combination of the original red, green, and blue signals.

The M signal, also called the *luminance* signal, is made by simply adding 30% red, 59% green, and 11% blue together to make white. That particular combination, when displayed on a monochrome TV, looks nearly as good as if the original signal had come from a monochrome camera.

The I and Q signals are called the *chrominance* signals. Those signals represent how the color information in a scene differs from the M (luminance) signal. The I and Q signals are required by a color receiver to

decode the color information in a picture. Sometimes called *difference* signals, the I signal is made by adding 60% red, -28% green, and -32% blue. The Q signal is made by adding 21% red, -52% green and 31% blue. The negative values, needed for the math to come out right, are created by passing the signal through a simple phase inverter. The relationships between the signal percentages are chosen so that when red, green, and blue are added to produce white, the values of I and Q add to become zero. For example, if a color camera were used to shoot a black and white photograph, the I and Q signals both would have values of zero, while the M signal would have a value representing the brightness of the photograph. Even a color receiver that is presented with values of zero for I and Q would produce a monochrome picture from the M value signals. A monochrome receiver, having no way to recover the I and Q from a color signal, for the most part ignores them.

The apparent resolution of a television picture depends on the bandwidth of the signal—the greater the resolution, the greater the needed bandwidth. Television produces an apparent resolution of about 80 horizontal picture elements (lines) for every 1 MHz of bandwidth. A television channel is 6 MHz wide, but 1.25 MHz is lost in the vestigial sideband—a sacrifice to the RF carrier that carries the video signal. That leaves 4.75 MHz of bandwidth to carry all of the picture and audio signals. Of that, the picture signal is allowed 4.2 MHz, or about 335 lines of resolution per picture height. But from a subjective point of view, the human eye is not as sensitive to color details in a picture as it is to luminance detail. That biological tidbit lets the bandwidth of the chroma signal be limited so that the majority of the bandwidth goes to the luminance signal. Moreover, the eye is even less sensitive to detail in the green/blue part of the color spectrum than the orange/yellow part. So the I signal (mostly orange/yellow) is passed through a low-pass filter, limiting its bandwidth to 1.5 MHz. The Q signal (mostly green/magenta) is low-pass filtered to

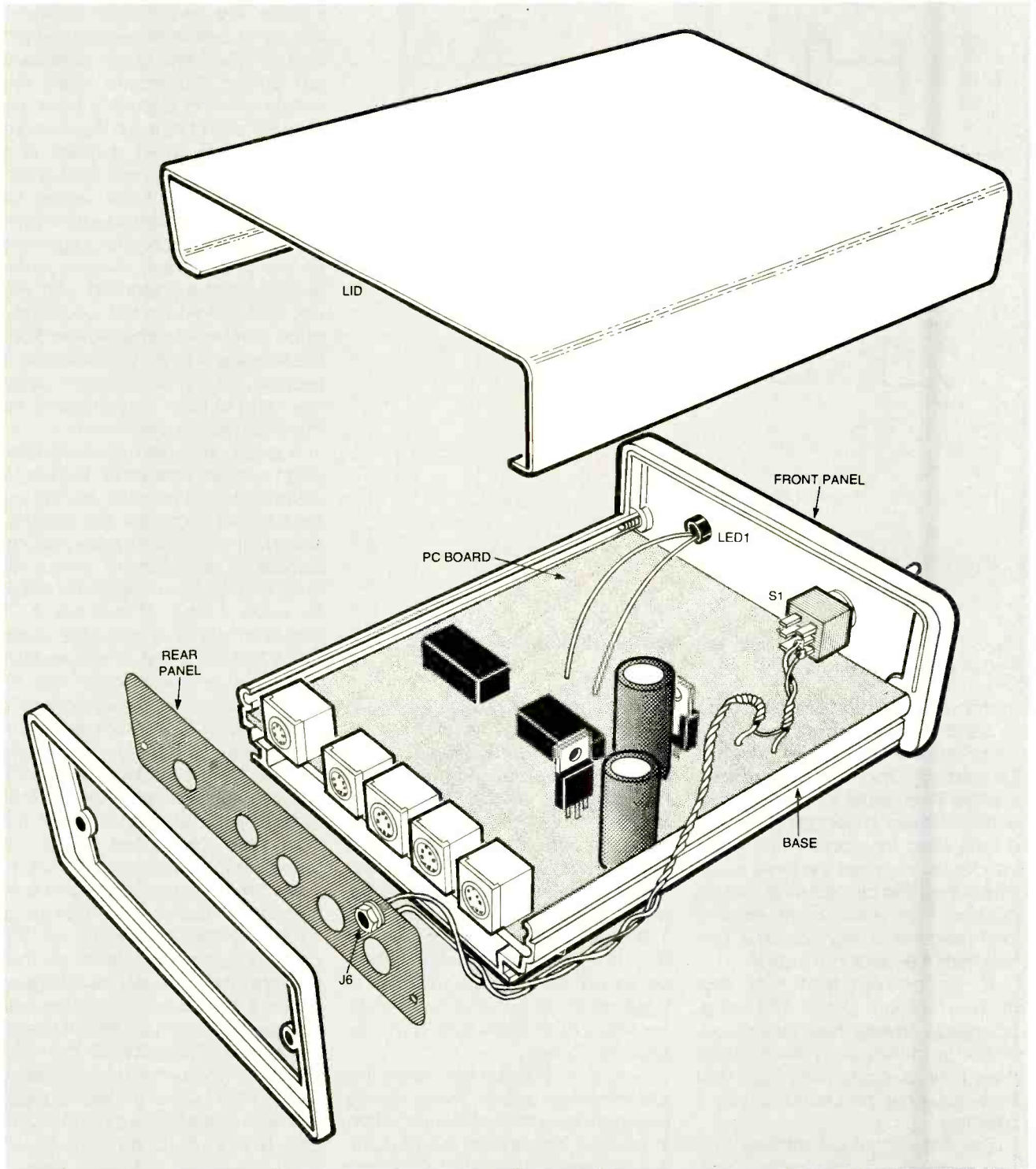
0.5 MHz.

Now that we have the three signals, we need to combine them into one composite signal that can be broadcast or carried down a single coaxial wire. Not only that, but the decoding circuit in the television receiver must be able to separate out the individual signals from the composite signal without too

much interference.

The electronics are technically complex, but basically the I and Q signals are modulated onto two subcarriers of the same frequency that are 90° out of phase with each other. Having two signals at the same frequency but out of phase by 90° is called *quadrature modulation*. The frequency of the subcarri-

ers is 3.579545 MHz (we'll use the common abbreviated value of 3.58 MHz for the rest of the discussion). The subcarriers are 3.58 MHz above the main video carrier, but because the subcarrier modulators used are of the double-balanced type, their carriers are suppressed, leaving only the sidebands in the composite signal. The 3.58-MHz value was chosen



34 Fig. 3. The Video Distribution Amplifier fits neatly into an all-metal case.

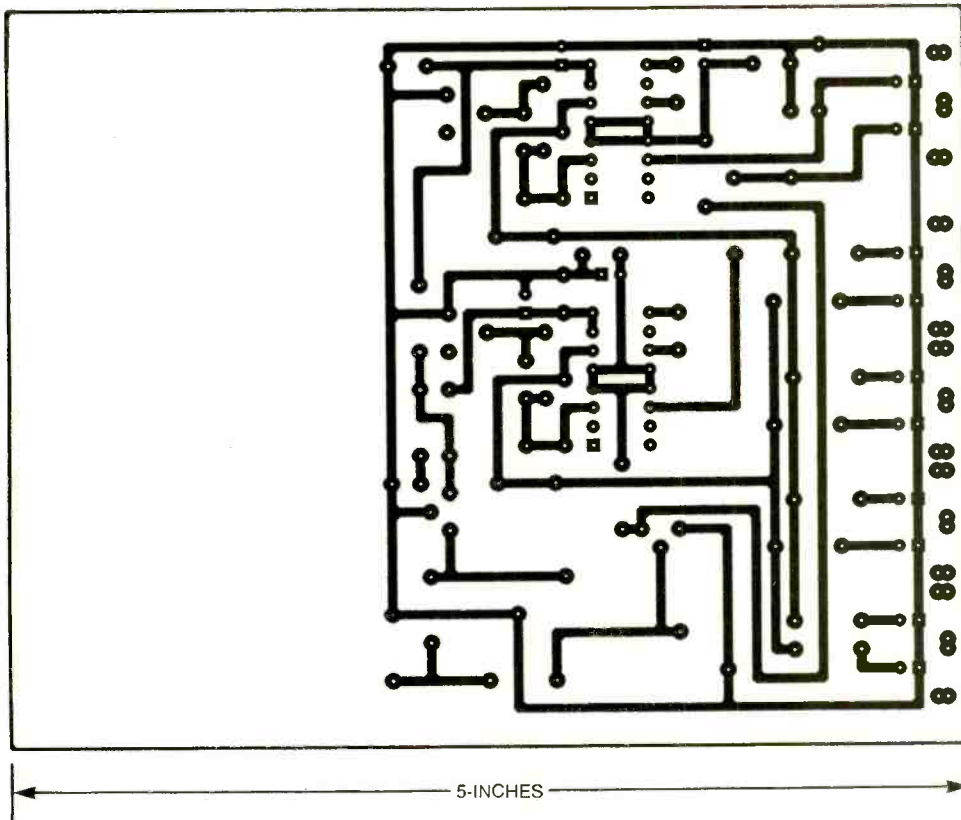


Fig. A. Here's the foil pattern for the Video Distribution Amplifier. A single-sided layout is both easy to build and helps prevent cross-talk between the two amplifier channels.

because it is an odd multiple of one half of the horizontal scan rate ($455 \times \frac{1}{2} \times 15,734$). The resulting relationship between the energy of the luminance signal and the energy of the chrominance signal has a tendency to concentrate at alternating points of the combined signal spectrum. That interleaving of the signals reduces the interference between luminance and chrominance signals. As an added bonus, the positioning makes it somewhat easier to separate the two signals in the decoding process. In the real world, however, the interleaving of the two signals causes intermodulation, resulting in the undesirable NTSC picture artifact known as *dot crawl*. In addition, non-linearities in the chroma-processing circuits (during both encoding and decoding) can cause distortions known as *differential phase* and *differential gain*.

To decode the chrominance signal at the receiver or monitor, a 3.58-MHz oscillator must be synchronized in both frequency and phase with the original signal. Synchronizing information, consist-

ing of a 3.58-MHz burst that is 8 cycles long, is added to each horizontal line just after the end of the horizontal-synch pulse. That reference is known as the *color burst*.

A Better Picture? We have been using the NTSC system for almost 50 years. Modern televisions equipped with digital-comb filters as well as very stable and linear circuitry do produce very acceptable color pictures. But what if we had a simple way to eliminate some of the compromises made to transmit the NTSC signal? Doing that would greatly improve the picture resolution and reduce the undesirable artifacts resulting from the encoding/decoding process.

Well, there is a way—it is called the Y/C or Separated Video connection, and it is just that. Two separate signal paths are used to send video between components. One cable carries only the luminance signal, while a second cable carries only the chrominance signal. The signals are never combined, so no interleaving distortion occurs, and

no low-pass filtering is required to keep the signals within a 4.2-MHz bandwidth. The S-video input on a television or monitor bypasses much of the video-processing circuitry, such as the comb filter. The result is a higher-resolution picture from devices like Hi-8, S-VHS, DSS, DVD, DVC, computer-graphic cards and laser discs, where the signals originate separately as Y and C and are not combined as they would be if they were to be broadcast over the airwaves.

Circuit Description.

The Video-Distribution Amplifier uses two identical amplifier circuits that share a common power supply. Refer to the schematic diagram in

Fig. 1 during the following discussion of the circuit.

Alternating current from a wall-mounted transformer is applied to J6, with S1 turning the unit on and off. A simple half-wave rectifier circuit consisting of D1 and D2 is used to change the AC power to DC. Since the circuit needs a split-type power supply, that method makes creating the proper voltages easy and does not require a center-tapped transformer. Capacitors C1 and C2 smooth out the large amounts of resulting ripple; hence the reason for their extremely high value. The direct-current voltage is regulated by IC1 and IC2. The positive voltage supply has an LED connected to it to act as a power-on indicator. The current flowing through LED1 is limited by R1.

Since both amplifier circuits are the same, one for the luminance and one for the chrominance, only one will be described; the other behaves in the same way. The S-VHS signal is input via J1 to IC3. The op-amp chosen for IC3 is specifically designed to be a high-speed

PARTS LIST FOR THE S-VIDEO-DISTRIBUTION AMPLIFIER

SEMICONDUCTORS

- IC1—LM7905 5-volt negative voltage regulator, integrated circuit
IC2—LM7805 5-volt positive voltage regulator, integrated circuit
IC3, IC4—CA3450 video-line driver op-amp, integrated circuit
D1, D2—1N4001 silicon diode
LED1—Light-emitting diode, red

RESISTORS

(All resistors are 1/4-watt, 5% units, unless otherwise noted.)

- R1—390-ohm
R2, R12—10-ohm
R3, R13—27-ohm
R4—R8, R14—R18—75-ohm
R9, R19—1200-ohm
R10, R20—2000-ohm
R11, R21—1000-ohm potentiometer

CAPACITORS

- C1, C2—2200- μ F, 16-WVDC, electrolytic
C3, C4, C10, C11—2.2- μ F, 16-WVDC, electrolytic
C5, C6, C12, C13—0.1- μ F, polyester film
C7, C14—4.7-pF, polyester film
C8, C15—27-pF, ceramic disc
C9, C16—2-22-pF trimmer

ADDITIONAL PARTS AND MATERIALS

- J1—J5—Mini-DIN jack, 4-pin
J6—Power jack, center-pin
S1—Single-pole, single-throw toggle switch
IC sockets, enclosure, 9-volt 300-mA AC wall-mount transformer, wire, hardware, etc.

Note: The following items are available from T3 Research, Inc., 5329 N. Navajo Ave., Glendale, WI 53217-5036: Etched PC board, \$12.00; Metal case, \$16.00; Complete kit of all parts, PC board, case, and wall-mount transformer, \$69.00. Please include \$3.00 for shipping by priority mail. Wisconsin residents must add appropriate sales tax. MasterCard and Visa credit cards are accepted for purchases.

video driver with a large signal range. It has a bandwidth of about 200 MHz, an output impedance of less than 4 ohms, and is capable of delivering a drive current of up to 75 mA.

Video signals are normally, by convention, 1 volt from the tip of the sync pulse to the peak of the white

level when fed across an impedance of 75 ohms. That means that both the source impedance and the load impedance of the amplifier's input must also be 75 ohms. To insure proper impedance matching between the amplifier's output and the amplifier's load, the shielded cable used to carry the output signal must also have a 75-ohm impedance. Since the circuit needs to have unity gain from the input to the output, the actual gain of IC3 must be set to 2. The reason for amplifying the video signal has to do with impedance matching. The output impedance of the Video Distribution Amplifier is set by R4-R7. The input impedance of the device that the Video Distribution Amplifier is driving has a 75-ohm resistor between its input and ground, resulting in a divider network between the two devices. For practical purposes, the output impedance of IC3 can be considered to be zero ohms. Thus, any device connected to any of the four outputs will only see a 75-ohm source resistance to ground. That eliminates any interaction between devices that are connected to the output of the Video Distribution Amplifier. Even if one or more outputs are shorted, there is little effect on the other outputs. In addition, the unused outputs can be left open with no adverse effects on the outputs being used.

To insure a good low-frequency response, the Video Distribution Amplifier was designed with direct coupling; that is, there are no coupling capacitors in the signal path. That is important when working with video signals because the sync pulses, as well as the video itself, are DC referenced. The input signal is sent directly to the non-inverting input of IC3. The input impedance of the circuit is set by R8 to 75 ohms. The feedback resistor combination of R9, R10, and R11 from the output (pin 6) to the inverting input (pin 3) sets the gain of IC3 to 2. The value of R11, the gain pot, was chosen so that the overall gain of the circuit can be adjusted slightly above and below unity. The high-frequency response of the circuit is set by C8 and C9. Adjusting C9 allows either boosting or cutting of the high frequencies. Normally, C9 is adjusted

for a flat frequency response. If a long cable run is needed, C9 can be set to provide some high frequency boost to overcome the natural tendency of shielded cable to roll off the high frequencies. In practice, C9 provides a gently sloped boost/cut action starting at about 2 MHz and reaches a maximum of about 1.5 dB at 10 MHz. Internal phase compensation for IC3 is set by C7. As mentioned previously, the 75-ohm output impedance is set by R4-R7 for each of the four outputs.

Construction. Because of the very high frequencies involved, a properly designed printed-circuit board is required. A foil pattern has been included if you wish to etch your own board. Alternatively, a PC board can be purchased from the source given in the Parts List.

If you use the foil pattern or purchase a board from the source mentioned in the Parts List, use the parts-placement drawing in Fig. 2 for locating the various components. Mount the components as close as possible to the surface of the PC board. Double-check the polarities of the diodes and the electrolytic capacitors before soldering them in place. It is also a good idea to use sockets for IC3 and IC4.

Inspect the completed board for any mistakes or errors. There is one jumper wire near R13. The completed board should be mounted in a metal chassis in order to shield it from any possible stay RF pickup. Drill appropriate holes for J1-J6, S1, and LED1. Suggested locations are shown in Fig. 3. Once everything is wired up, you're ready to test and align the Video Distribution Amplifier.

Alignment and Use. If you have a signal generator capable of providing a calibrated video-multiburst pattern, connect it to the amplifier. Using an oscilloscope, set the gain (R11 and R21) for unity and the frequency response (C9 and C16) for a flat response on each circuit. Of course, that type of test gear is rarely found on a hobbyist's workbench. As an alternative, simply set the gain pot to a position of about

(Continued on page 48)

Take This Giant Circuit Library FOR ONLY \$495

when you join the
Electronics Engineers' Book Club®

Hundreds of circuit ideas
alphabetically arranged—from
Alarm circuits to Zero
crossing detector circuits!

*"...includes schematics for the latest electronics
circuits from industry leaders..."*—Popular Electronics

The Encyclopedia of Electronic Circuits Volumes 1-3

by Rudolf F. Graf



2,344 total pages
3,490 total illustrations

Turn to this comprehensive circuit library for hundreds of project ideas...valuable troubleshooting and repair tips...and concise pinout diagrams and schematics. Each volume contains more than 700 electronic and integrated circuits and covers 100+ circuit categories.

If coupon is missing, write to:

Electronics Engineers' Book Club®, A Division of The McGraw-Hill Companies, P.O. Box 549, Blacklick, OH 43004-0549

Phone: 1-614-759-3666 (8:30 am to 5:00 pm EST Monday-Friday) **Fax: 1-614-759-3749** (24 hours a day, 7 days a week)

Internet: www.bookclubs.mcgraw-hill.com

As a member of the Electronics Engineers' Book Club...

you'll enjoy receiving Club bulletins every 3-4 weeks containing exciting offers on the latest books in the field at savings of up to 50% off the regular publishers' prices. If you want the Main Selection, do nothing and it will be shipped automatically. If you want another book, or no book at all, simply return the reply form to us by the date specified. You'll have at least 10 days to decide. If you ever receive a book you don't want due to late delivery of the bulletin, you can return it at our expense. Your only obligation is to purchase 2 more books during the next 12 months, after which you may cancel your membership at any time. And you'll be eligible for FREE BOOKS through our Bonus Book Program.
Publishers' prices shown. © 1998 EEBC

ELECTRONICS ENGINEERS' BOOK CLUB™

A Division of The McGraw-Hill Companies, P.O. Box 549, Blacklick, OH 43004-9918

YES! Please send me *The Encyclopedia of Electronic Circuits-Vols. 1-3* (5857863), billing me just \$4.95, plus shipping/handling & tax. Enroll me as a member of the **Electronics Engineers' Book Club** according to the terms outlined in this ad. If not satisfied, I may return the books without obligation and have my membership cancelled.

Name _____

Signature _____
(Required on all orders)

Address/Apt.# _____

City _____ State _____

Zip _____ Phone _____

Valid for new members only, subject to acceptance by EEBC. Canada must remit in U.S. funds drawn on U.S. banks. Applicants outside the U.S. and Canada will receive special ordering instructions. A shipping/handling charge & sales tax will be added to all orders.

RPIF798

SKIP CAMPISI

If you enjoy doing digital- or analog-circuit-design work, or if digital troubleshooting is one of your priorities, you will probably agree that a good, wide-range pulse generator would come in very handy. Commercial units are available, of course, but being in the range of several hundred dollars, the cost of a decent unit is prohibitive for many.


Most function generators have a pulse mode of operation that is created from their squarewave output by adjusting the duty cycle and DC offset. That function is limited to how fine of a duty-cycle adjustment you can make. For example, generating a one-microsecond pulse at a one-second repetition rate is practically impossible when using that method. Another problem is that the repetition rate is set by frequency rather than time period, making a mental calculation necessary for the correct time-period display. Further, most commercial pulse and function generators are line operated, making portability a problem.

The Portable Pulse Generator presented in this article has been designed to avoid those problems by using standard components that are readily available and quite affordable. The unit is powered by a single 9-volt battery, and for true portability has a time-period display. The device makes an excellent companion to the "D.I.Y. Function Generator," which appeared in the August, 1997 issue of **Electronics Now**, for generating any type of waveform.

The instrument is divided into two parts: the actual pulse generator itself and an analog time-period display. You have the option of constructing either section by itself—each can be a standalone project—or combining both parts into one unit. If you would like to include a duty-cycle display, you can add in the "Duty-Cycle Monitor" circuit described in the May 1997 issue of our sister publication, **Popular Electronics**.

How it Works. The pulse-generator section supplies 5-volt pulses that can range from 1 microsecond to

BUILD A PORTABLE



PULSE GENERATOR

Add this economical, easy-to-build instrument to your test bench, or carry it in your tool kit.

100 milliseconds. The time period (repetition rate) is independently adjustable between 10 microseconds and 1 second. The pulse-width section and the time-period section each have their own five-position range switch and fine-adjust controls. The 5-volt amplitude of the pulses is only under no-load conditions.

A specially-designed output stage safely sources or sinks up to 100 milliamperes to or from the load. The output was designed without any form of short-circuit protection in order to achieve very high speeds. Output protection can be easily implemented; we'll show you how later. Typical rise and fall times for the output are about 25 nanoseconds, and either a positive- or negative-going pulse can be used. Direct interfacing to standard TTL or CMOS logic using 5-volt supplies is quite easy.

The time-period display section uses some unusual techniques to provide an analog display of either the period or pulse width. A 0-100 microampere analog panel meter provides the display, and simply

indicates 0%-100% of the full-scale range selected. This section has its own individual range controls to cover 1.0 microsecond through 1.0 second with a typical accuracy of a couple of percent of full scale,

About the Circuit. The generator's circuit, shown in Fig. 1, is a simple, basic design. The circuit uses two ICs, four transistors, and a handful of passive components, all of which are commonly available.

The heart of the circuit is IC1, a TLC556 CMOS dual timer. That version of the timer is used because it is *much* faster than a standard bipolar 556 timer. The two independent timers in the one package are both needed for the Portable Pulse Generator. One timer section is set up as an astable multivibrator that supplies a basic squarewave. That squarewave sets the "period" function of the generator.

The overall period of the waveform is selected by S2 in five steps: 0.1, 1, 10, 100, and 1000 milliseconds. Fine adjustment is done with R4. That lets the period be continu-

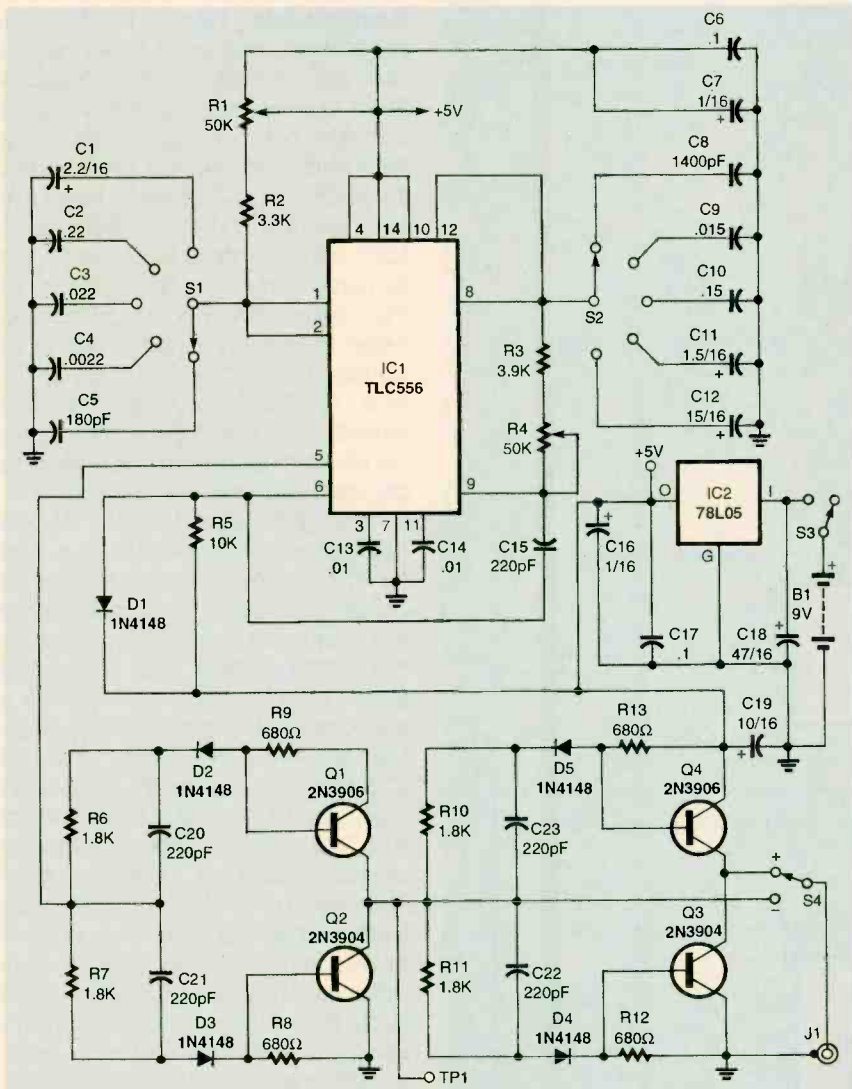


Fig. 1. The Portable Pulse Generator is built around a TLC556 dual CMOS timer chip. Very accurate results can be obtained with careful selection of the various timing components.

ously adjusted from 10% to 100% of the period selection. The output of that section (IC1, pin 9) is applied through C15 to the trigger input of the other section of IC1.

The second timer section of IC1 is configured as a monostable multivibrator. The signal from pin 9 through C15 to pin 6 triggers the pulse output at pin 5. The pulse at that output has a repetition rate set by the astable oscillator and a pulse width set by S1 and R1. The use of S1 is similar to S2 in that it sets the overall pulse width of the waveform in five steps: 0.01, 0.1, 1, 10, and 100 milliseconds. Similar to R4, R1 allows continuous adjustment of the pulse width from 10%-100% of the selected range. The final waveform is then applied to the output-driver section.

An inverter circuit made from Q1 and Q2 has a very fast rise time (less than 10 nanoseconds). A second identical inverter circuit is made from Q3 and Q4. Those two inverters let the final output be either a positive-going or a negative-going pulse. The polarity of the output pulse is selected with S4.

A standard coaxial cable that is less than 3 feet long and terminated with short-clip leads will make a good output cable when connected to J1. For more stringent applications, the output is quite capable of driving a 50-ohm terminated cable. That will be explored later.

A 78L05 5-volt regulator, IC2, is powered by B1, a standard 9-volt battery. That supply is quite suitable for normal operation. However, if you plan on driving heavy loads or

50-ohm lines, you should consider replacing B1 with a set of six series-connected AA cells. That arrangement will give you higher efficiency and less internal resistance. The on-off switch, S3, can be ganged with R1 in order to save space on the front panel.

About the Display. The input for the time-period display circuit, shown in Fig. 2, comes from TP1, the generator's inverting output from the collectors of Q1 and Q2. If you are building the display as a stand-alone instrument, the input needs a negative-going pulse of the proper width to be measured. The maximum positive voltage should be 5 volts with the minimum no higher than 100 millivolts.

The semiconductors were specially selected for this unusual, analog/digital hybrid-circuit design. CMOS ICs are used throughout to keep current drain to a minimum. Those type of integrated circuits are sensitive to electrostatic discharge (ESD) as is IC1. Analog-panel-meter display M1 can be any type of 0- to 100-microamp meter that you would like to use.

The input pulse coming from TP1 goes directly to IC3, a CD4013 CMOS dual flip-flop. The flip-flop is configured in its "toggle" mode. Either the output of IC3 or the original pulse width can be selected by S5. The selected pulse is applied to Q5, a 2N5117 dual matched-pair PNP transistor, which is configured as a high-speed, gated current mirror. That current-source "integrator" turns on when the pulse signal is low, charging C24 or C25. Whichever capacitor is charged is selected by S7-a, which determines whether the display will be in microseconds or milliseconds.

When the pulse goes high, the current source turns off and the voltage present on C24 or C25 represents the pulse width's integration period. At that point, one of IC4's one-shots is triggered. Its three-microsecond output turns on one of the analog switches in IC5. A "sample" of the voltage on C24 or C25 is sent to C27, a "hold" capacitor, through buffer amplifier IC6-a. The voltage held by C27 drives M1 through IC6-b. As soon as the sam-

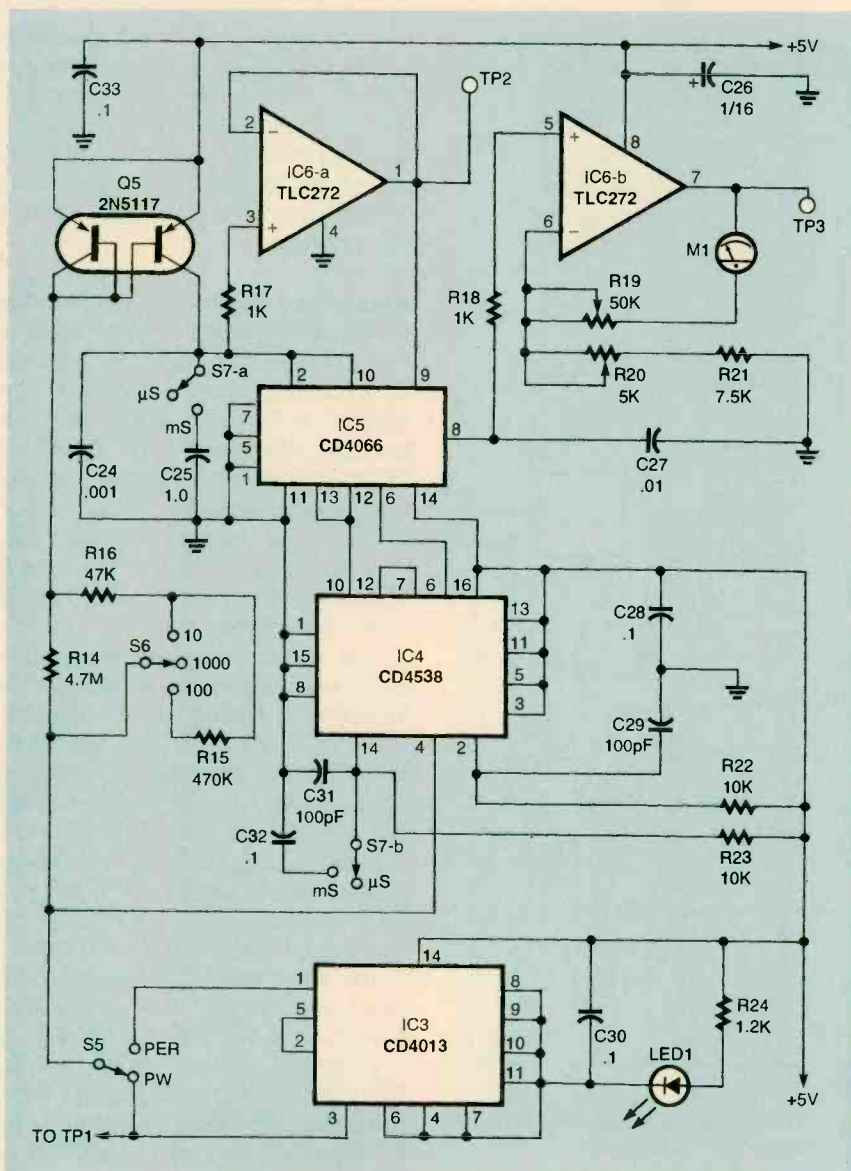


Fig. 2. The display portion of the Portable Pulse Generator is simple and accurate. It can be built as a part of the generator, or can be built as a stand-alone project.

ple is taken, the other half of IC4 is triggered, producing a reset pulse to two of the analog switches in IC5. Those switches, wired in parallel, discharge C24 or C25 rapidly, making the circuit ready for the next pulse. The reset pulse is three microseconds long when S7-b is in the microsecond position; it is one millisecond long when S7-b is in the millisecond position. That gives enough time for C24 or C25 to fully discharge.

Meter M1 is a part of the feedback loop for IC6-b, which converts the hold voltage from C27 to a current that drives the meter. With a 100-microamp display, the meter is read directly as a 0%-100% display

of the full-scale range selected by S6 and S7. The meter is protected from over-range currents by R19, and R20 lets the meter be calibrated for precise displays.

The timing diagram in Fig. 3 shows how the display circuit works with the controls set to generate and measure a pulse train with a 15-microsecond period and a 5-microsecond pulse width. Those settings readily demonstrate the integration, sampling, and reset functions of the display circuit. With a dual-trace oscilloscope, the two waveforms can be seen by connecting the scope's probes to TP1 (the inverting-pulse waveform) and TP2 (the sampling waveform).

Construction Tips. Circuit-board fabrication and layout techniques are not critical for the Portable Pulse Generator. The entire circuit can be built on perfboard using standard construction techniques. It is important, however, to keep the lead lengths short. Another important consideration is to keep the passive components as close to their respective ICs as possible in order to prevent cross-coupling of signals. The range capacitors C1-C5 and C8-C12 can be mounted directly on S1 and S2. In that case, an unused lug on the switches can be used as a ground connection.

It might be difficult to find a capacitor with the value specified for C8. As an alternative, test a group of 1500-pF units and select the one that has a value closest to the 1400-pF value that is needed (remember that capacitors have a wide tolerance). For the best possible accuracy, the actual value of C25 should be exactly 1000 times the value of C24. Also, the values of R14, R15, and R16 should be exact decade multiples of each other. One way to do that is to use parts that are held to tight tolerances. If those are either too expensive or difficult to find, once again select parts from a group of components using an accurate meter to measure the actual values of the parts.

As there are many controls involved, designing the front panel might be difficult. If you wish, you may follow the layout of the author's unit as shown in Fig. 4 for a suggested front-panel layout. Many connections will need to be made between the PC board and the front-panel components, so good initial positioning will let the leads remain as short as possible.

A 2¼-inch by 4¼-inch by 73/8-inch plastic enclosure will hold everything with room-to-spare. A simple "tilt stand" can be made from a length of heavy-gauge coat-hanger wire and held in place with 1/8-inch plastic cable clamps on the bottom of the case.

Once the case has the controls mounted in it, and the board has been double-checked for wiring accuracy and proper component polarities, install the board on spacers in the case and connect all of

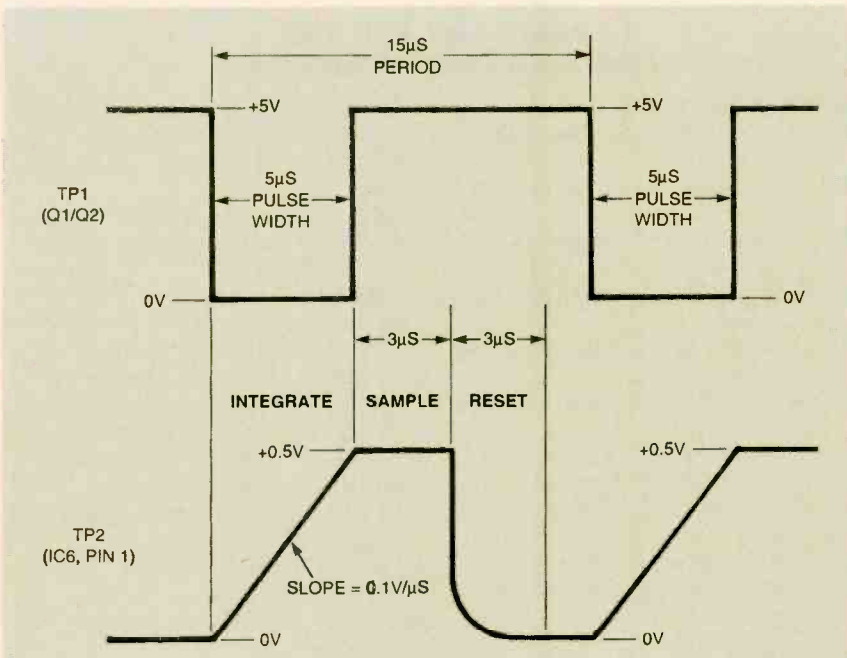


Fig. 3. When the Portable Pulse Generator is set to deliver a 5-microsecond pulse that repeats every 15 microseconds, the overall operation of the circuit can be seen on an oscilloscope.




Fig. 4. As with any piece of test equipment, a simple and logical layout of the front-panel controls is a must. Here is the author's layout showing where the various controls were mounted.

the panel components to the board. Install a fresh battery in its holder, and the Portable Pulse Generator is ready for testing and calibration.

Setup and Calibration. Before turning on the power, set the front-panel controls as follows: S1 to 1 millisecond, R1 to its "off" position, S2 to 1 millisecond, and R4 to full clockwise. For the display portion of the circuit, S5 should be set to "PERIOD," S6 to "1000," and S7 to "microseconds." Set R19 and R20 on the

board to their midpositions.

Connect an oscilloscope probe to TP1 and set the scope controls to display a 5-volt squarewave with a 1.0 millisecond period. Turn on power to the unit and advance R1 to its mid-rotation position. The oscilloscope should be showing a rectangular waveform with a one-millisecond time period. The square-wave's amplitude should be 5 volts. If no waveform is present, check pin 9 of IC1. If the squarewave is present at that location, double the value of C15 and check TP1 again. If nec-

essary, C15 may be increased to about 600 pF before the overall performance of the circuit starts to fall off. If, on the other hand, there is no waveform present at pin 9, check for any wiring errors or replace IC1.

With the oscilloscope probe on TP1, adjust R4 for an exact one-millisecond time period. Now set S6 to 100 microseconds. That will put M1 in an overload condition. Rotate R19 back and forth until M1 reads somewhere on scale. Advance R19 so that M1's pointer needle "pegs" gently against its full-scale stop. That setting will prevent M1 from seeing any high-current overloads by forcing IC6-b's output to operate near its maximum positive value. Set S6 back to 1000, and adjust R20 so that M1 displays exactly 100% (100 microamperes). As R19 and R20 might interact, recheck both of those last adjustments and readjust as necessary for best results.

Leaving S6 set at 1000, set S1 to 0.1 millisecond. Adjust R4 for a waveform time-period display on the oscilloscope of exactly 100 microseconds. The reading on M1 should now be 10% (10 microamperes). If not, there is an offset-voltage error in the meter. It is easily corrected by changing the mechanical setting of M1 for a 10% reading. If you make that adjustment, it will then be necessary to start the display calibration over again.

Now we will set the Portable Pulse Generator to create the waveforms shown in Fig. 3 to see how well the unit is working. Set the front-panel controls as follows: S1 to "0.01 milliseconds," R1 to midrotation, S2 to "0.1 milliseconds," R4 to midrotation, S5 to "pulse width," S6 to "10," and S7 to "microseconds." Adjust R1 for a display of 50% on M1, which indicates a pulse width of 5 microseconds. Set S5 to "PERIOD" and S6 to "100." Adjust R4 to display 15% on M1 for a time period of 15 microseconds. In order to obtain correct measurements, always set the generator controls for a longer time period than the desired pulse width before attempting any measurements!

With the oscilloscope attached to TP1, the waveform should be the same as Fig. 3. You should see a nice negative-going pulse 5

microseconds wide that repeats every 15 microseconds. Set S5 to "PULSE WIDTH" and attach the oscilloscope probe to TP2 (pin 1 of IC6). You will now be able to see the entire integrate/sample/reset waveform sequence.

Examine the waveform at TP3, located at pin 7 of IC6. You should see a perfectly straight, horizontal line that represents the DC-output voltage. There might be some small "glitches" occurring at the points where the circuit switches on or off. If the line has a ramp-like appearance, IC5 might be too "leaky." Most accuracy problems can be solved by replacing IC5 with a good unit.

Using a standard, good-quality coaxial cable such as RG-58 or RC-174 with a BNC connector at each end, connect J1 directly to the oscilloscope. The cable should be less than 3 feet in length for best results. The 15-microsecond waveform should be seen. Switching S4 back and forth will change the polarity of the pulse. With a high-quality, high-speed scope, you can also see the very fast (about 25 nanoseconds) rise and fall times of the pulse. Rotate R1 and R4 back and forth to see that there is a linear change in time period and pulse width.

Going Further. As we said before, short-circuit protection is easy to add to the output-driver stage of the Portable Pulse Generator. One possible method is to install resistors of about 22 ohms each in series with the emitters of Q1-Q5. A simpler method is to install a second output jack that is connected to J1 with a 100-ohm resistor between the center terminals of both jacks. The second jack can be used as a protected output, with J1 remaining as a direct output. Of course, peak output-pulse voltage will drop accordingly by using those methods.

A standard coaxial cable will provide an excellent output signal from the Portable Pulse Generator—even without impedance matching. From a practical point of view, most applications only need a pair of standard clip leads that have been connected to either a BNC connector or a dual-binding-post adapter. However, if you require the

PARTS LIST FOR THE PORTABLE PULSE GENERATOR

SEMICONDUCTORS

IC1—TLC556 CMOS dual timer, integrated circuit
 IC2—78L05 voltage regulator, integrated circuit
 IC3—CD4013 CMOS dual flip-flop, integrated circuit
 IC4—CD4538 CMOS dual one-shot, integrated circuit
 IC5—CD4066 CMOS quad analog switch, integrated circuit
 IC6—TLC272 CMOS op-amp, integrated circuit
 Q1, Q4—2N3906 PNP transistor
 Q2, Q3—2N3904 NPN transistor
 Q5—2N5117 dual matched-pair PNP transistor
 D1-D5—1N4148 silicon diode
 LED1—Light-emitting diode, red, low-current

RESISTORS

(All resistors are 1/4-watt, 5% units unless otherwise noted.)

R1, R4—50,000-ohm potentiometer, panel-mount
 R2—3300-ohm
 R3—3900-ohm
 R5, R22, R23—10,000-ohm
 R6, R7, R10, R11—1800-ohm
 R8, R9, R12, R13—680-ohm
 R14—4.7-megohm (see text)
 R15—470,000-ohm (see text)
 R16—47,000-ohm (see text)
 R17, R18—1000-ohm
 R19—50,000-ohm potentiometer
 R20—5000-ohm potentiometer
 R21—7500-ohm
 R24—1200-ohm

CAPACITORS

C1—2.2- μ F, 16-WVDC, tantalum
 C2—0.22- μ F, polyester
 C3—0.022- μ F, polyester

C4—0.0022- μ F, polyester
 C5—180-pF, mica or polystyrene
 C6, C17, C28, C30, C33—0.1- μ F, ceramic-disk
 C7, C16, C26—1- μ F, 16-WVDC, tantalum
 C8—1400-pF, mica or polystyrene (see text)
 C9—0.015- μ F, polyester
 C10—0.15- μ F, polyester
 C11—1.5- μ F, 16-WVDC, tantalum
 C12—15- μ F, 16-WVDC, tantalum
 C13, C14—0.01- μ F, ceramic-disk
 C15, C20-C23—220-pF, ceramic-disk
 C18—47- μ F, 16-WVDC, electrolytic
 C19—10- μ F, 16-WVDC, tantalum
 C24—0.001- μ F, polyester or polystyrene (see text)
 C25—1- μ F, polyester (see text)
 C27—0.01- μ F polyester
 C29, C31—100-pF, ceramic-disk
 C32—0.1- μ F, polyester

ADDITIONAL PARTS AND MATERIALS

B1—9-volt battery
 J1—BNC female connector
 M1—0-100- μ A panel meter, analog
 S1, S2—Rotary switch, single-pole, 5-position
 S3—Single-pole, single-throw switch, integral to R1 (see text)
 S4, S5—Single-pole, double-throw, toggle switch
 S6—Single-pole, double-throw, center-off, toggle switch
 S7—Double-pole, double-throw, toggle switch
 Case, spacers, wire, solder, hardware, etc.

Note: One suggested source of hard-to-find components, including Q5, is: Johnson Shop Products, P.O. Box 2843, Cupertino, CA 95015; Tel: (408) 257-8614.

ultimate in impedance matching to your load, the additional output jack mentioned before can be used once again.

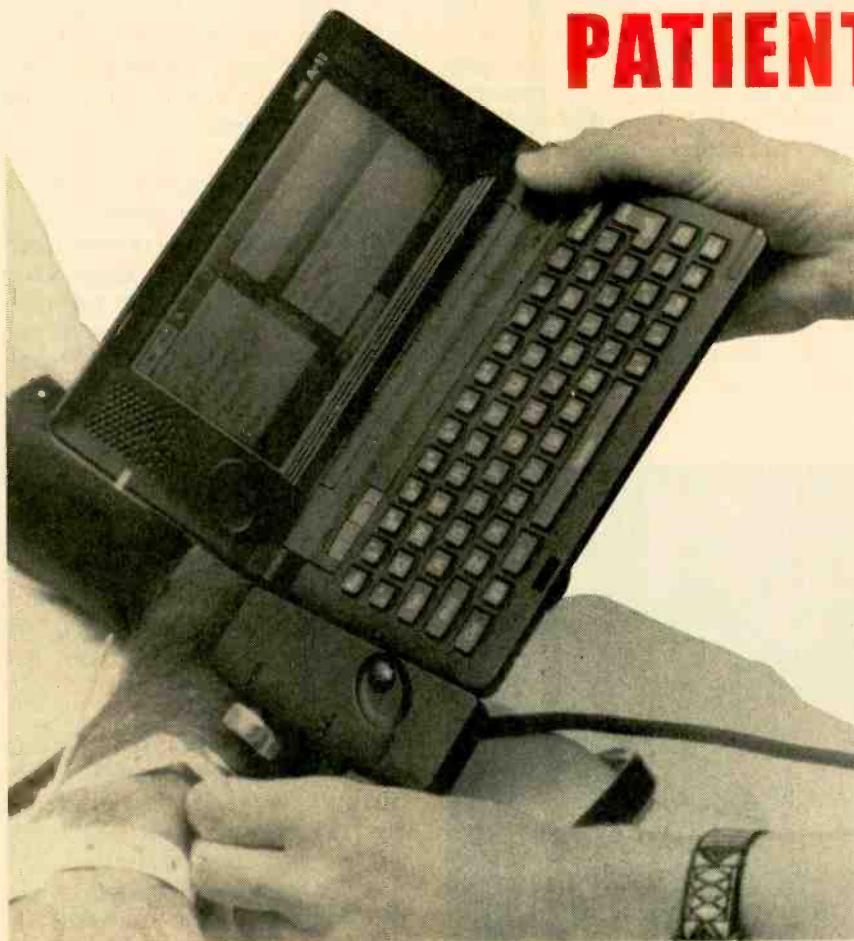
Keeping in mind the power supply requirements and the load that will be driven by the Portable Pulse Generator's battery, select the cable impedance that will be needed to drive the output load. Select an appropriate jack for the additional output jack—a BNC female jack for 50-ohm lines; a female "F" jack for 75-ohm lines; etc. Then connect the proper source resistor (50 ohms, 75 ohms, etc.) between the center conductors of J1 and the new output jack. Connect the proper cable

between the new output jack and the load, and terminate the cable at the load with the proper (50 ohm, 75 ohm, etc.) terminating resistor.

You can also use a 300-ohm line with a standard 300-ohm "twin-lead" cable and 300-ohm source and terminating resistors. The jack on the generator can be a standard RCA phono jack, with clips on the other end of the twin-lead wire. The generator's 9-volt battery is enough to drive that type of load. But keep in mind that, when using terminated lines, the peak voltage to the load will be only 50% of the output voltage at J1!

(Continued on page 48)

PATIENT-FRIENDLY MEDICAL TECHNOLOGY



New and emerging technologies are going a long way toward reducing patient stress while providing doctors with the information they need faster and even more safely.

BILL SIURU

Anyone who has ever had to undergo a medical test or procedure is familiar with some of the aggravations that add stress and strain to an already trying situation. Those include long waits for the "blood work" to come back from the lab, multiple needle sticks while the nurse looks for a vein, lost medical records, etc. Well, those and similar annoyances might soon be a thing of the past as researchers are working on developments that are aimed at making a hospital stay less stressful on the patient. Even better, they are making it possible for doctors and other caregivers to get the information they need faster than ever, and in some cases even to reduce patient risk.

Biocavity Lasers. Scientists at the Sandia National Laboratories and the National Institutes of Health are developing a laser technology that could bring major changes in the way blood samples are analyzed.

Called a "biocavity laser," the new technique could mean the delays between the time the nurse draws the blood and when the doctor gets the results could be a thing of the past. It can also be used as a tool to find cures and treatment for sickle-cell anemia, AIDS, cancer, and other blood-related ailments.

The new analysis device uses a VCSEL (Vertical-Cavity Surface-Emitting Laser) that produces millions of tiny laser beams from a postage-sized area. Unlike current laser-analysis techniques where laser beams pass through blood cells to yield information, blood samples are inserted directly into the biocavity laser. There, samples become part of the lasing process, sort of a "lab-on-a-chip," where blood is brought into the micro laboratory and results read on the spot. Life-critical blood analysis could be done virtually instantaneously using a hand-held biocavity laser. It is possible to take a blood sample containing millions of cells

and extract information about each cell in a few minutes.

When using the device, the image of the blood particle is magnified because the laser light reflects many times through the sample. That greatly increases the chances of positive, errorless identification. Also in most cases, cells do not have to be killed and stained—the most typical laboratory procedure. Instead, researchers can watch changes in cells as they occur in "real time."

A small, no-frills system that can distinguish between cells in a sample using a laptop computer could cost from \$5,000 to \$15,000. A more complete laboratory setup would cost about \$70,000. While the VCSEL can be used to study any plant or animal cells that are small enough to fit into the cavity, it will be first used to study hemoglobin concentration in individual cells.

Other future applications could include portable units for analyzing toxic materials that could

invade the blood stream from a terrorist's biological or chemical attack. To help design new drugs, blood could be analyzed to see how it reacts when the drugs are introduced.

The Venoscope. How many times have you had a nurse or medical technician make multiple "sticks" before a vein was finally located? That's lots of fun, isn't it? Well, a new device, the Venoscope from Applied Biotech Products, could

ensure that the vein is found the first time. The Venoscope is a "transilluminator" that aids healthcare professionals in accurately assessing venous networks when drawing blood or starting an IV. The bottom line is not only more comfort for patients, but also less risk of exposure to infection and cost savings in terms of wasted nursing time and materials.

Using a dual light source to transilluminate the veins from two sides, the device can determine the

vein's direction of travel, size, and condition. The Venoscope will work on all patients including chubby toddlers, the obese, and those whose veins were neither visible nor palpable.

The battery-powered Venoscope, which costs under \$500, is used in a darkened or at least dimly lit room so the veins surrounding subcutaneous tissue can be more easily seen. The Venoscope is held flush against the patient's skin, then it is slid along until a dark line appears between the fiber-optic arms, indicating that a vein has been found. A deeper vein will have a shadowy appearance, while a superficial vein will appear clear and relatively sharper. After marking the vein's exact location, the Venoscope is removed, the lights are turned back on, and the needle is inserted.


WristRecord. While it actually happens very, very infrequently, one of the great terrors of a hospital stay is what happens if a patient's records are accidentally switched with those of another? Needless to say, the results could be catastrophic. What if doctors performed a procedure on the wrong patient? What if anesthesiologists administered an anesthetic to which the patient was allergic? What would be the consequences of a nurse giving a patient the wrong medications?

Ichor's WristRecord could virtually eliminate any possibility of that happening, greatly easing the minds of patients. Combining the latest Windows CE palmtop computers and smart-card technology, which stores information at remote locations, the WristRecord keeps vital medical information where it's most accessible to health care professionals—right on the patient's wrist.

Patients wear a wristband containing a memory disk that is the size of a watch battery. The health-care professional carries the labcoat-pocket-sized hand-held computer equipped with Ichor's CoreData CE software, which is used to retrieve, add to, or change patient information stored on the memory disk. Health care workers touch the "reader" on the side of the tiny computer to the memory disk on the



Project manager Paul Gourley examines a semiconductor diode laser's beam used to excite the VSCEL biocavity laser. The VSCEL releases an invisible infrared beam which carries information about cells to a detector.



A biocavity laser—a VSCEL capped by a glass plate enclosing a blood sample—is excited by a pumped laser. The VSCEL device can produce information about millions of blood cells in a few minutes.



The Venoscope uses a dual light source to transilluminate the veins from two sides of the device, making them easier to find.

wrist to magnetically transfer and update information.

With the system, essential medical information doctors and nurses need for each patient's care would move seamlessly with a patient through operating rooms, labor and delivery suites, emergency rooms, and medical wards. As patient care continues, case data can also be downloaded into regular networks for hospital record keeping and billing.

The WristRecord has applications beyond the hospital setting. Many individuals, such as organ-transplant recipients, diabetics, and some cancer patients, though not in the hospital, are still "tethered" to it. Therefore, up-to-date records must be readily available when they visit the hospital. Also patient's might visit several physicians who prescribe different medications. Computerized wristbands could keep each member of a patient's caregiver "team" abreast of everything in a patient's regimen, pre-

venting conflicting instructions or the prescribing of drugs that taken in combination could be harmful.

Originally developed by researchers at the Medical University of South Carolina (MUSC), the WristRecord is now being offered commercially by Ichor Corporation for use in hospitals as well as home health-care, and nursing-home environments. The system is very affordable. The reusable wrist device with a memory capacity of 8 KB of compressed data costs about \$10. The hand-held computer and reader costs around \$500.

Optical Coherence Tomography.

Biopsies—surgical procedures to remove "suspect" tissue for clinical examination—are commonly done during diagnosis for cancer and heart diseases. Researchers at the Massachusetts Institute of Technology (MIT) and Massachusetts General Hospital have developed an alternative, non-invasive technique called optical coherence

FOR MORE INFORMATION

Sandia National Laboratory
PO Box 5800
Albuquerque, NM 87185
Web: www.sandia.gov

Applied Biotech Products, Inc.
230 Heymann Blvd., Suite A
Lafayette, LA 70503
Web: www.venoscope.com

Ichor Corporation
4750 Goer Drive
North Charleston, SC 29406
Web: www.ichorcorp.com

Massachusetts Institute of Technology
Room 5-111
77 Massachusetts Ave.
Cambridge, MA 02139-4307
Web: web.mit.edu

tomography (OCT). OCT produces a tomograph—a clear picture of a cross-section of body tissue—alleviating the need for a surgical biopsy. Using laser light, OCT magnifies tissue so individual cells can be viewed without any damage to the tissue. The technique would be particularly attractive as an alternative to hazardous procedures, such as biopsies of brain and coronary artery tissues.

OCT uses optical-fiber technology where string-like optical fibers guide light waves to control a beam of light over long distances and around bends. OCT could be compared to ultrasound: With ultrasound, waves of sound are sent out and echoes are reflected back from an object—such as a fetus in the womb; using those reflections, a visual image is constructed. In OCT, on the other hand, light takes the place of sound. In that procedure, a beam of infrared light is shone into tissue structure and back reflections are measured from different positions and used to form an image of the terrain within.

The infrared light used in OCT is introduced to tissue using a small catheter, or endoscope, which can be inserted virtually anywhere in the body. Because of OCT's high resolution—ten times greater than either clinical MRI (Magnetic Resonance Imaging) or high-frequency ultrasound—microscopic tissue terrain disruption, an indication of potential problems, can be detected early

and treated promptly.

The first application of OCT is for use by ophthalmologists in detecting and monitoring eye diseases such as the early stages of glaucoma. There, high-resolution cross-sectional tomographs of the eye are made. To date, several thousand patients have already been examined using OCT. The next step is to fully develop the technology for imaging non-transparent tissue in vivo; that is, in living organisms. Besides replacing conventional biopsies for many applications, OCT could be used in cases where a surgical biopsy misses the diagnosis, such as in early detection of colon, esophagus, and cervical cancer.

Finally, OCT can be used to guide surgical and micro-surgical procedures such as nerve repair or prostate surgery. OCT could also be combined with other diagnosis techniques, for instance using OCT with spectroscopy to obtain both biochemical and structural information on tissue. Ω

VIDEO AMP

(continued from page 36)

o'clock and set the trimmer capacitor to half mesh of the plates. Another way to set up the amplifier is to patch it in and out of a signal feeding a monitor. Watching the monitor, make adjustments until you cannot see any change in the brightness or color intensity of the picture.

At this point, the Video Distribution Amplifier is ready to go. Simply connect any S-video source to J1 and up to four S-video inputs to J2-J5. Turn on the power, and you're ready to enjoy the benefits of S-video picture quality.

Until digital-television transmission and digital connections between our home-satellite receivers, video-disc players, video recorders, computers, and television displays becomes a reality, the S-video connection is the state-of-the-art method to connect those devices together. However, one can't help but wonder—had CBS Labs developed a color picture tube, might we have spent the last 50 years watching high-definition television? Ω

PULSE GENERATOR

(continued from page 44)

Another point to consider when driving heavy loads is the accuracy of the measurement system. The input signal for the display comes from the inverting driver output (TP1); certain conditions might introduce errors. All measurements in the "PERIOD" mode or any measurements made with the load driven with the non-inverting (positive-going) driver output will, however, be accurate. When driving a heavy load with the inverting (negative-going) output, a "PULSE WIDTH" measurement might be inaccurate or non-existent. That is due to the fact that the voltage swing from TP1 might not be enough to turn Q5 completely on or off with a heavy load pulling TP1 further away from the supply rails. The answer in that case, of course, is to make the measurement before applying the load!

Since the Portable Pulse Generator runs on a 5-volt supply, it can drive standard 5-volt TTL or CMOS logic directly. It is possible to also drive the newer 3-volt logic systems. In that case, simply use one of the balanced-impedance, terminated cable methods mentioned earlier. That will supply a 2½-volt (maximum) pulse to the load.

As mentioned previously, the author's "Duty Cycle monitor" can be used with this project. In fact, the duty-cycle monitor circuit can be installed and wired to the Portable Pulse Generator, sharing the same display meter and power supply. If that is done, the duty-cycle monitor's input protection circuit will not be needed.


As you can see, the Portable Pulse Generator is a versatile and accurate instrument. It is simple to use and easy to construct, making it a great addition to your bench. Ω

To learn how to talk with your kids about tough issues, like sex, AIDS/HIV and violence, call 1-800-CHILD-44 and get your free guidebook.



VCR Cross Reference

NOW Find the right Part for your VCR



With the ISCET VCR

CROSS REFERENCE

This 119-page reference contains both model and part-number cross-references updated to include 1994 units.

VCR's are made in a few factories from which hundreds of different brand names and model numbers identify cosmetically-changed identical and near-identical manufactured units. Interchangeable parts are very common. An exact replacement part may be available only a few minutes away from you even though the manufacturer supplier is out-of-stock. You may be able to cannibalize scrap units at no cost!

The ISCET VCR Cross Reference is pre-punched for standard loose-leaf binding. . . \$38.00 plus \$3.00 for shipping for each Reference.

Clagg Inc.

VCR CROSS REFERENCE OFFER

P.O. Box 4099

Farmingdale, New York 11735-0793

Name _____
Business _____
Address _____
City _____
State _____ Zip _____
Phone _____

Enclose \$38.00 for the Fifth Edition of the ISCET VCR Cross Reference and \$3.00 for shipping for each Reference.

The total amount of my order is \$ _____

Check enclosed—do not send cash.

or please charge my credit card.

Visa MasterCard Exp. Date ____/____/____

Card No. _____

Signature _____

New York State residents must add applicable local sales tax to total. US funds only. Use US bank check or International Money Order. CB02

EXPERIMENTING WITH MAGNETIC SENSORS



In the June, 1998 issue of **Electronics now**, we introduced the FGM-x series of flux-gate magnetometer sensors from Speake & Co. Ltd. These relatively low-cost devices are made in the United Kingdom, but are distributed in the United States by Fat Quarters Software (24774 Shoshonee Drive, Murrieta, CA 92562; Tel: 909-698-7950; Fax: 909-698-7913; Web: www.dconn.com/fatquarterssoftware). For those not with us then, let's quickly review some of the important features of the FGM-3, which is used in the projects that are described in this article.

The FGM-3 is a three-terminal device (see Fig. 1A) that will measure magnetic fields over the range ± 0.5 oersted (± 50 mteslas). It can be used in a wide variety of magnetometer and gradiometer circuits. The three terminals on the FGM-3 are: RED: POWER (+5 VDC); BLK: GROUND (0V); and WHT: SIGNAL.

The output signal is a train of TTL-compatible pulses with a period that ranges from 8 to 25 mS, or a frequency range of 40 to 125 kHz. The magnetic field strength is indicated by the frequency produced, and can be read on a variety of display devices including digital frequency counters, digital period counters, analog meters, and even

*This month, we put our
flux-gate sensors to work
and build a practical
magnetometer and
gradiometer.*

JOSEPH J. CARR

computers. It is relatively easy to interface the FGM-3 device to microcontrollers—such as the Parallax BASIC-Stamp or Micromint PicStic devices—using a line of interface chips offered by Speake and Fat Quarters.

The sensitivity pattern of the FGM-3 device is shown in Fig. 1B. It is a figure-8 pattern with its maxima along the major axis of the FGM-3, and minima orthogonal to the major axis. At other angles, the sensitivity drops off as the cosine of the angle from the major axis.

Analog Interface to FGM-3. Figure 2 shows a method for providing an

analog interface to the FGM-3 and its relatives. The output of the sensor is a 40- to 125-kHz frequency that is proportional to the applied magnetic field. As a result, we can use a frequency-to-voltage (F/V) converter such as the LM2917 to render the signal into a proportional DC voltage. That voltage, in turn, can be used to drive an analog or digital voltmeter or milliammeter. The LM2917 is used here because it is widely available at low cost from mail-order parts distributors.

The output circuit consists of a bridge made up of R1-R3 and the output of the LM2917. A resistive voltage divider (R2/R3) produces a potential of $\frac{1}{2}(V_+)$ at one end of the 22,000-ohm sensitivity control (R4). If the voltage produced by the LM2917 is the same as the voltage at R4, then the differential voltage is zero and no current flows. But if the LM2917 voltage is not equal, then a difference exists and current flows in R4 and M1. That current is proportional to the applied magnetic field. Meter M1 and R4 can be replaced with a digital voltmeter, if desired.

The DC power supply uses two regulators, one for the FGM-3 and one for the LM2917. Even better results can be obtained if an intermediate voltage regulator, say a 78L09, is placed between the V+

source and the inputs of IC2 and IC3. That results in double-regulation, and produces better operation.

Digital "Heterodyning." A different interface method is shown in Fig. 3. It results in a more sensitive measurement over a small range of the sensor's total capability. In other words, that circuit makes it possible to measure small fluctuations in a relatively large magnetic field.

In that circuit, a D-type flip-flop is used to "mix" the frequency from the FGM-3 with a reference frequency (F_{REF}). The FGM-3 literature calls that process "digital heterodyning," although it is quick to point out that it is really more like the production of alias frequencies by under-sampling than true heterodyning.

Two types of frequency sources can be used for F_{REF} . For relatively crude measurements, such as a

passing-vehicle detector, the CMOS oscillator of Fig. 4A is suitable. This circuit is based on the 4049 hex inverter connected in an astable multivibrator configuration. The exact frequency can be adjusted using R2, a 10,000-ohm, 10-turn potentiometer.

Where a higher degree of stability is needed, for example when making Earth-field variation measurements or testing magnetic materials, a more stable frequency source is needed. In that case, use a circuit such as the one in Fig. 4B. That circuit uses a crystal-controlled oscillator feeding a binary divider network. Crystal oscillators can be built, or if you check the catalogs you will find that a large number of frequencies are available in TTL- and CMOS-compatible formats at low enough costs to make you wonder why you would want to build your own. I've seen them sold for about the price

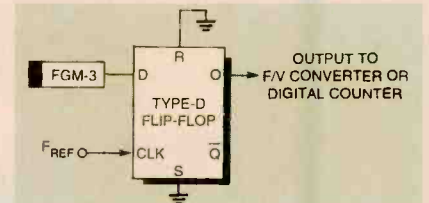


Fig. 3. To provide a more sensitive measuring capability, but over a smaller range, a type of "digital heterodyning" can be used.

of a crystal alone in many mail-order catalogs (Digi-Key, etc.).

The reference frequency is adjusted to a point about 500 Hz below the mean sensor frequency. That frequency is measured when the sensor is in the east-west direction. That arrangement will produce a frequency of 0 to 1,000 Hz over a magnetic field range of ± 500 gamma.

A Magnetometer Project. Figure 5 shows the circuit for a simple magnetometer based on the FGM-3 flux-gate sensor. A PC board, the sensor, the ICs, and most other parts (but no power supply, enclosure, or switch S1) can be obtained from Fat Quarters Software (contact them directly or see their Web page for more information). That circuit takes the output frequency of the FGM-3, passes it through a special interface chip (IC1), and then to a digital-to-analog converter to produce a voltage output.

The heart of the circuit, other than the FGM-3 device, is the special interface chip, Speake's SCL006 device. It provides the circuitry needed to perform magnetometry, including Earth-field magnetometry. It integrates field fluctuations in one-second intervals, producing very sensitive output variations in response to small field variations. It is of keen interest to people doing radio-propagation studies, and those who need to monitor for solar flares. It also works as a laboratory magnetometer for various purposes. The SCL006A is housed in an 18-pin DIP IC package.

The D/A converter (IC2) is an Analog Devices type AD557. It replaces an older Ferranti device seen in the Speake literature because that older device is no longer available. Indeed, being a European device, it was a bit hard to find in unit quantities required by

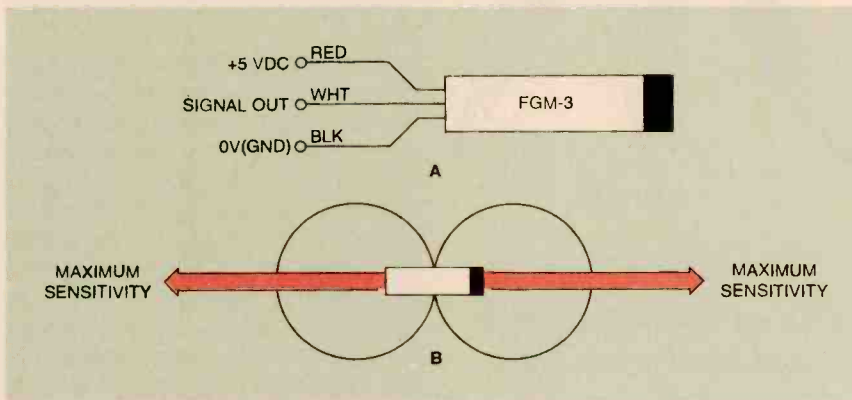


Fig. 1. The FGM-3 sensor is a three-terminal device that can be used to measure magnetic fields (A). Its sensitivity pattern is a figure-8(B).

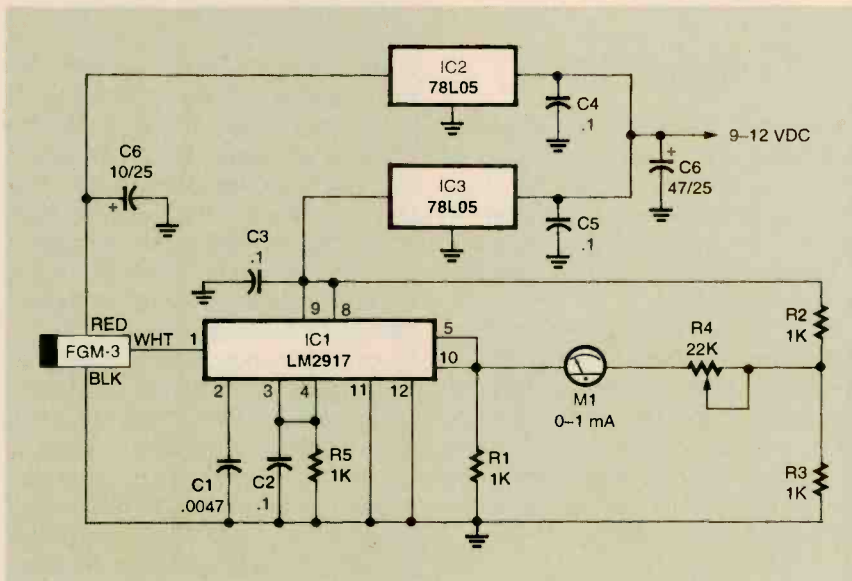


Fig. 2. This circuit can be used to provide an analog interface to the FGM-3. The heart of the circuit is an LM2917 F/V converter, which is inexpensive and easy to find.

hobbyists on this side of the Atlantic. The kit from Fat Quarters Software contains all the components needed, plus a printed circuit board. The FGM-3 device is bought separately.

The circuit is designed so that it could be run from 9-volt batteries for use in the field. A sensitivity switch, S1, provides four positions, each with a different overall sensitivity range. The output signal is a DC voltage that can be monitored by a strip-

chart or X-Y paper recorder, voltmeter, or fed into a computer using an A/D converter.

If you intend to use a computer to receive the data, then it might be worthwhile to eliminate the D/A converter and feed the digital lines (D0-D7) from the SCL006A directly to an eight-bit parallel port. Not all computers have that type of port, but there are plug-in boards available for PCs, as well as at least one

product that makes an eight-bit I/O port out of the parallel printer port.

Gradiometers. One of the problems with magnetometers is that small fluctuations occur in otherwise very large magnetic fields, and those fluctuations can sometimes be important. A further problem with single-sensor systems is that they are very sensitive to orientation. Even a small amount of rotation can cause unacceptably large, but spurious, output changes. The changes are real, but are not the fluctuations that you are seeking.

A gradiometer is a magnetic instrument that uses two identical sensors that are aligned with each other so as to produce a zero output in the presence of a uniform magnetic field. If one of the sensors comes into contact with some sort of small magnetic anomaly, then it will upset the balance between sensors, producing an output. The gradiometer gets its name from the fact that it measures the gradient of the magnetic field over a small distance (typically 1 to 5 feet).

These instruments can be used for finding very small magnetic anomalies. For example, the metallic firing pin of plastic land mines buried a few inches below the sur-

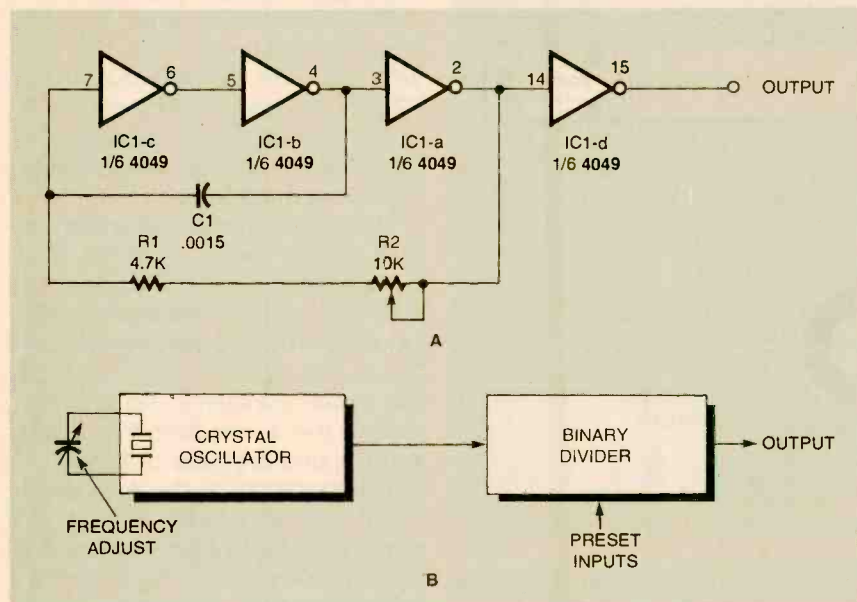


Fig. 4. For relatively crude measurements, a CMOS oscillator like the one in A can be used to generate the reference frequency. In more demanding applications, a crystal oscillator and binary divider can be used (B).

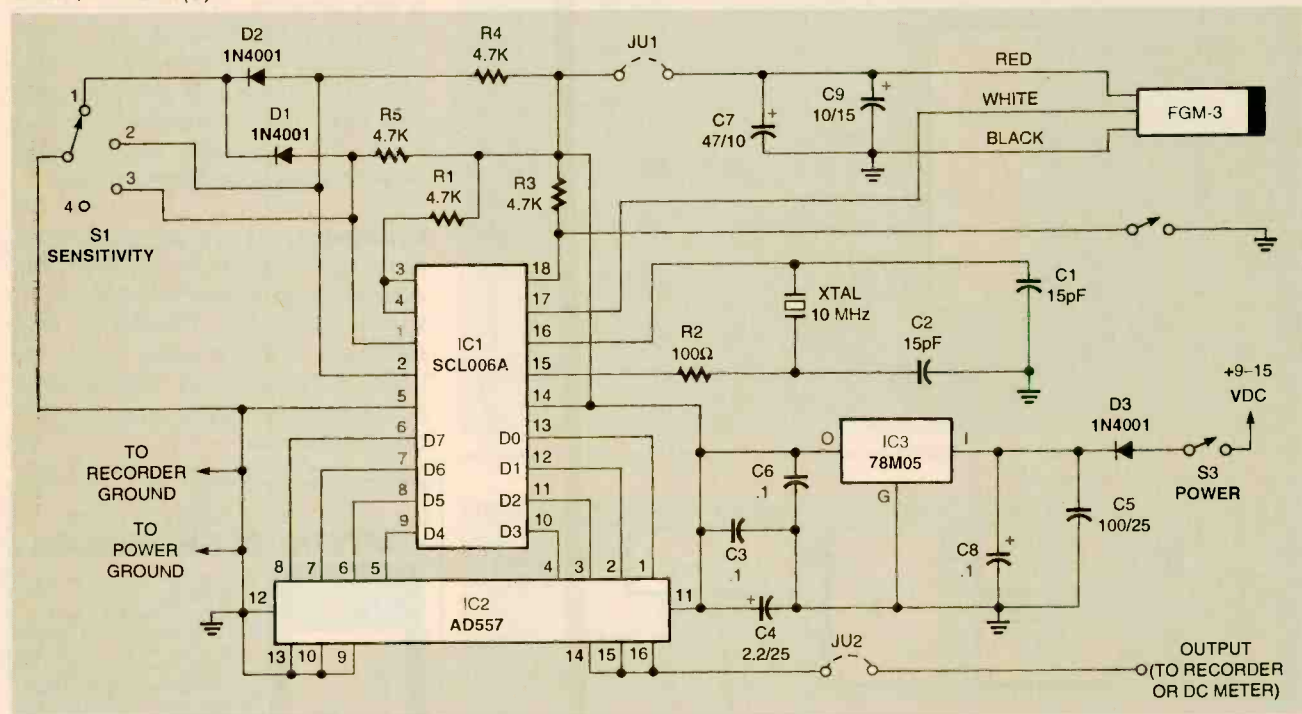


Fig. 5. Here's the circuit for a practical magnetometer. Most of the components needed and a PC board can be obtained from the source mentioned in the article.

face, or a shipwreck buried deep in the ocean silt. Archeologists use gradiometers to find artifacts and identify sites. Also, people who explore Civil War battlefields, western mining camps, and other sites often use gradiometers to facilitate their work.

Figure 6 shows the construction details for a simple gradiometer based on the FGM-3 device. It is

built using a length of PVC pipe. One sensor is permanently mounted at one end of the pipe, using any sort of appropriate non-magnetic packing material. In one experiment, I used standard 0.5-inch adhesive-backed window-sealing tape, which is used in colder areas of the country to keep the howling winds out of the house in wintertime. It worked nicely to hold

the permanent sensor in place. The other sensor is mounted in the opposite end of the tube using an O-ring that fits snugly into the tube. Four positioning screws made of non-magnetic materials are used to align the sensor. The position of the sensor is adjusted experimentally. The idea is to position the sensor such that the gradiometer can be rotated freely in space without causing an output variation.

The gradiometer sensor is usually held vertically such that the end with the wires coming out of the FGM-3 devices is pointed downwards. That alignment allows you to find buried magnetic objects even if they are quite small.

A practical gradiometer can be built using a special interface chip by Speake, the SCL007 device. It is an 18-pin device that accepts the inputs from the two sensors, and produces an eight-bit digital output. The circuit is shown in Fig. 7. It can receive the signals from the sensors in Fig. 6, and produce a digital output proportional to the field gradient. If you want a DC output, the same sort of D/A converter used in the magnetometer of Fig. 5 can also be used for the gradiometer.

Figure 8 shows a method of using digital heterodyning to make a very sensitive gradiometer at low cost. The outputs of the two FGM-3 sensors are fed to the D input and clock (CLK) input of a D-type flip-flop. The output of the flip-flop is fed to an F/V converter such as the LM2917 device discussed earlier.

Conclusion. As we've seen, magnetic sensor projects are relatively easy to build when the FGM-3 sensor is used. The device is well behaved, and will serve nicely for both hobbyist and professional instruments, as well as for classroom demonstrations. □

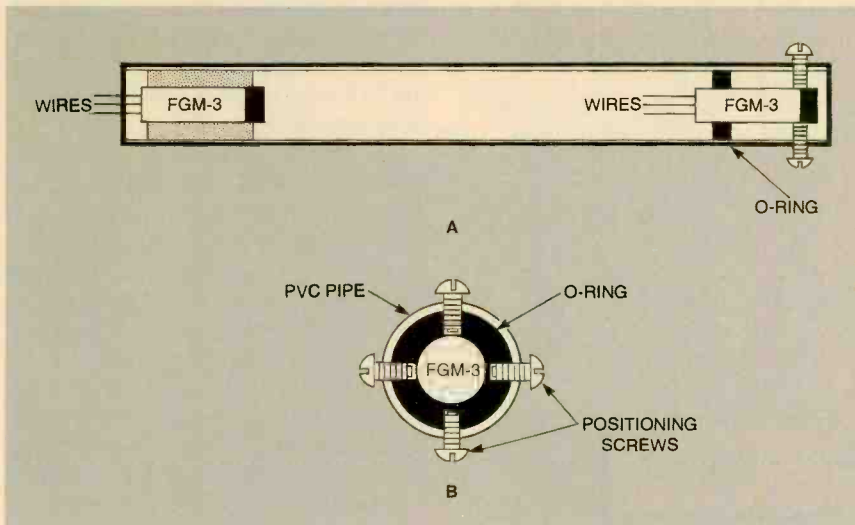


Fig. 6. This two-sensor rig forms the heart of a practical gradiometer. It is easy to build and provides excellent results.

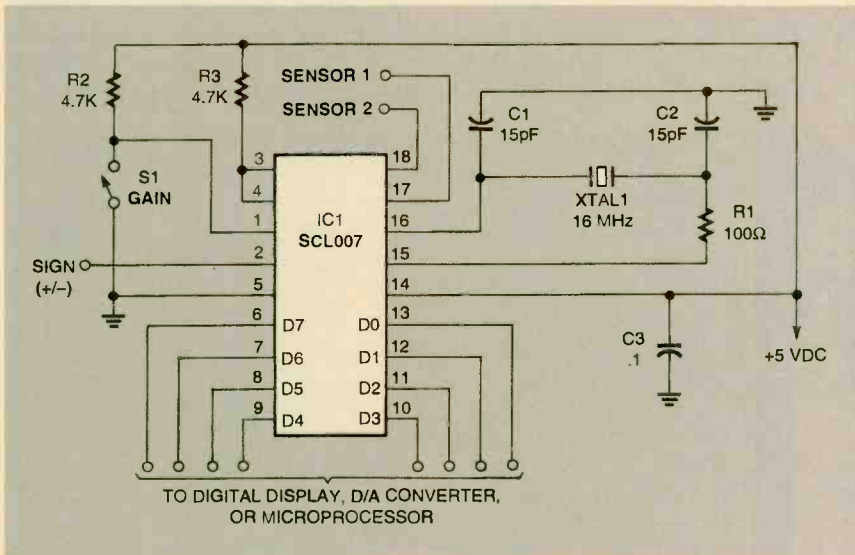


Fig. 7. Here's a circuit that converts the output of the gradiometer's sensors into a digital signal that is proportional to the field gradient.

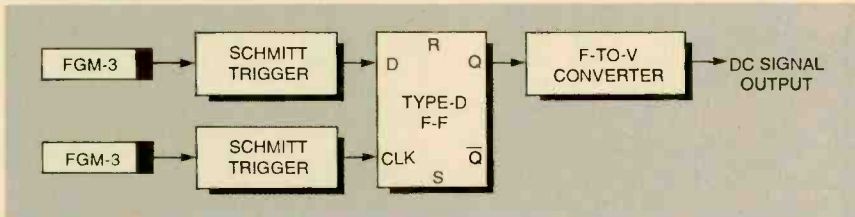


Fig. 8. Using the digital heterodyning concept discussed earlier, it is easy to build a low-cost but very sensitive gradiometer.

**Get your copy of the
CRYSTAL SET HANDBOOK**

Go back to antiquity and build the radios that your grandfather built. Build the "Quaker Oats" type rig, wind coils that work and make it look like the 1920's! Only **\$10.95** plus \$4.00 for shipping and handling. **Clagg Inc., P.O. Box 4099, Farmingdale, NY 11735, USA** Funds ONLY! USA and Canada—no foreign orders. Allow 6-8 weeks for delivery. **MA01**

Understanding Crest Factors, Temperature-Sensing Circuits, and More

IN SEVERAL PREVIOUS COLUMNS, WE HAVE SEEN HOW EXCRUCIATINGLY HARD IT IS TO ACCURATELY MEASURE AC POWER, ESPECIALLY IF PHASE SHIFTS, REACTIVE ENERGY, NONLINEARITIES, STRANGE WAVEFORMS, SPARKING, STRONG HARMONICS, OR

low duty cycles are in any way involved. More often than not, a casual or improper power measurement tends to end up wildly low, leading to dead wrong conclusions concerning real efficiency. Sometimes such wrong measurements are what's behind those "overunity" pseudoscience fantasies seen on the web.

This month, we'll look at yet another power-measurement "gotcha."

Crest Factors

Figure 1 shows us a property of any repeating waveform that's known as its Crest Factor. We have already seen that the peak value of a waveform is its maximum height, the average value is like any other average, and that effective or rms value is the equivalent DC heating power. Because power involves either the square of current or voltage or else the product of these two, rms values are always equal or greater than average. Except for a pure DC current, rms is always greater than average. Sometimes it is even ridiculously greater.

The crest factor of any current or voltage waveform can be defined as the ratio of peak to rms. For instance, a DC voltage has a peak value of 1.0, an average value of 1.0, a rms value of 1.0, and thus a crest factor of 1.0. One cycle of a pure sine wave might offer a peak value of 1.00, an average value of 0.634, a rms value of 0.707, and a crest factor of $1.00/0.707 = 1.414$.

A low brightness setting on a half-

wave lamp dimmer may give you a peak value of 1.28, a rms value of 0.32, an average value of 0.11, and a crest factor of 4.0. Values for the narrow impulse current waveform of a capacitance-input diode rectifier will end up waveform dependent, but you can have a peak value of 1.414, an average value of 0.04, and a rms value of 0.22, and a crest factor of 6.42.

There are two key points here: First, the ratio of rms to average current will change wildly from waveform to waveform! That is always highly duty-cycle dependent. Thus, most average-responding meters lie like a rug when fed anything but whole cycles of pure AC sinewaves.

A figure of "1.11" rms-to-average seems to be widely bandied about. In reality, that figure is not a constant; its value can (and will) be anything from one to a million. In fact, nearly all real-world waveforms will have rms to average readings far above unity, leading you

to wildly wrong underreporting on cheap meters.

The second point is that every wattmeter design has its specific maximum allowable crest factor. Crest factors above that critical value will usually read low, and possibly severely so. Most ordinary wattmeters are totally unsuited to accurately measure lower duty-cycle waveforms with high crest factors. Always check on your crest factor limit to be sure.

Why is there a crest-factor limit? Because the product of any two big numbers will end up as a very big number, meaning that a tremendous dynamic range is required for large crest factors. Analog multipliers and rms chips often lack that extended range. High crest factors also imply higher frequencies and higher-order harmonic waveform components as well. A workable scheme to handle high crest factors is to use a digital floating-point multiplier that can follow hundreds or more samples for each half cycle.

More details on accurate power measurement are in MUSE112.PDF, MUSE113.PDF, and MUSE123.PDF on my www.tinaja.com Web site.

Temperature Sensors

At long last, we're starting to get temperature chips that are cheap, accurate, linear, and really easy to use. We're also starting to see LCD digital thermometers selling for as little as \$5 each from such sources as the Innovative Solutions folks. So, I thought it might be a good time for a temperature-measurement resources sidebar. But first, let us do a brief review:

Temperature is simply a measure of hotness or coolness of an object. More exactly, it is a measure of the atomic

NEED HELP?

Phone or write all your US Tech Musings questions to:

Don Lancaster
Synergetics
Box 809-EN
Thatcher AZ, 85552
Tel: 520-428-4073

US e-mail: don@tinaja.com
Web page: <http://www.tinaja.com>

**new from
DON LANCASTER**

ACTIVE FILTER COOKBOOK

The sixteenth (!) printing of Don's bible on analog op-amp lowpass, bandpass, and highpass active filters. De-mystified instant designs. **\$28.50**

RESEARCH INFOPACKS

Don's instant cash-and-carry flat rate consulting service. Ask any reasonable technical question for a detailed analysis and complete report. See www.tinaja.com/info01 for specifics. **\$79.00**

CMOS AND TTL COOKBOOKS

Millions of copies in print worldwide. THE two books for digital integrated circuit fundamentals. About as hands-on as you can get. **\$28.50** each.

**INCREDIBLE SECRET
MONEY MACHINE II**

Updated 2nd edition of Don's classic on setting up your own technical or craft venture. **\$18.50**

LANCASTER CLASSICS LIBRARY

Don's best early stuff at a bargain price. Includes the CMOS Cookbook, The TTL Cookbook, Active Filter Cookbook, PostScript video, Case Against Patents, Incredible Secret Money Machine II, and Hardware Hacker II reprints. **\$119.50**

LOTS OF OTHER GOODIES

Tech Musings V or VI	\$24.50
Ask the Guru I or II or III	\$24.50
Hardware Hacker II, III or IV	\$24.50
Micro Cookbook I	\$19.50
PostScript Beginner Stuff	\$29.50
PostScript Show and Tell	\$29.50
PostScript Video & secrets	\$29.50
PostScript Reference II	\$34.50
PostScript Tutorial/Cookbook	\$22.50
PostScript by Example	\$32.50
Understanding PS Programming	\$29.50
PostScript: A Visual Approach	\$22.50
PostScript Program Design	\$24.50
Thinking in PostScript	\$22.50
LaserWriter Reference	\$19.50
Type 1 Font Format	\$16.50
Acrobat Reference	\$24.50
Whole works (all PostScript)	\$380.00
Technical Insider Secrets	FREE

BOOK-ON-DEMAND PUB KIT

Ongoing details on Book-on-demand publishing, a new method of producing books only when and as ordered. Reprints, sources, samples. **\$39.50**

THE CASE AGAINST PATENTS

For most individuals, patents are virtually certain to result in a net loss of sanity, energy, time, and money. This reprint set shows you Don's tested and proven real-world alternatives. **\$28.50**

BLATANT OPPORTUNIST I

The reprints from all Don's Midnight Engineering columns. Includes a broad range of real world, proven coverage on small scale technical startup ventures. Stuff you can use right now. **\$24.50**

RESOURCE BIN I

A complete collection of all Don's Nuts & Volts columns to date, including a new index and his master names and numbers list. **\$24.50**

FREE SAMPLES

Check Don's Guru's Lair at <http://www.tinaja.com> for interactive catalogs and online samples of Don's unique products. Searchable reprints and reference resources, too. Tech help, hot links to cool sites, consultants. email: don@tinaja.com
FREE US VOICE HELPLINE VISA/MC

SYNERGETICS
Box 809-EN
Thatcher, AZ 85552
(520) 428-4073

FREE catalog: <http://www.tinaja.com>

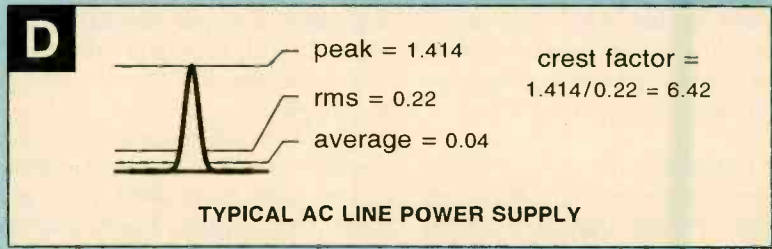
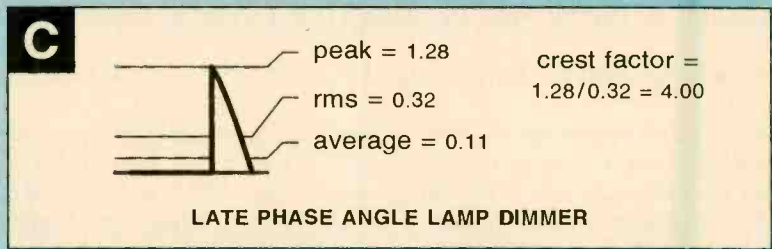
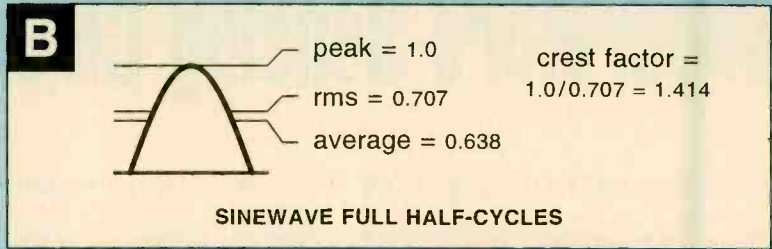
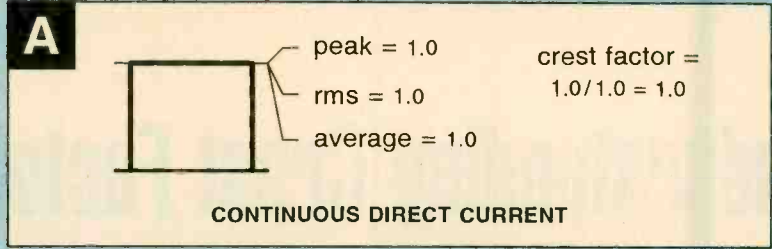


FIG. 1—THE CREST FACTOR of any repetitive waveform is the ratio of its peak to rms values. Typical wattmeters will read uselessly low when their maximum allowable crest factor is exceeded.

activity and motion. That temperature point with zero activity is called absolute zero. As substances are heated, they typically move through solid, liquid, and gas phases as their atomic or molecular activity increases.

There are four popular temperature measurement scales. Each scale is broken down into lots of small and convenient degree units. The four scales, and how key temperatures are measured in each, are illustrated in Fig. 2.

The metric Celsius or "Centigrade" scale is set to zero at water freezing and to one hundred at water boiling. Absolute zero is at -273 degrees C. To do away with all the negative numbers for low temperatures or for such things as heat-engine-efficiency calculations,

which demand absolute values, the Kelvin scale is used. In it, absolute zero is zero, water freezing is 273 degrees, while water boiling is 373 degrees.

The Fahrenheit scale starts with zero being the coldest thing they knew how to make (a salt slurry) in a lab at the time it was established, sets water freezing to 32 degrees, and water boiling at 212 degrees. Fahrenheit degrees are 5/9ths smaller than Centigrade degrees. Absolute zero is near -460 degrees F.

The absolute scale corresponding to Fahrenheit is known as the Rankine scale, with absolute zero being zero degrees and water freezing being set to $460 + 32 = 492$ degrees R.

Here are some other terms: The accuracy of a temperature-measuring

The Four-Year Electronics Degree Program That Really Hits Home!

Bring The Technology Home With A Bachelor Of Electronics Engineering Degree. No Hassles. No High Cost!



Now's the time to prepare for a profitable career.

We've lowered the cost of higher education.

It's true! You can earn a four-year Bachelor of Electronics Engineering Technology degree today ... and prepare yourself for a high-paying electronics career ... without quitting your job or ever leaving your home. Because World College, an affiliate of the Cleveland Institute of Electronics, offers you the total flexibility of independent study programs proven effective for people like you who truly want to succeed! World College independent study lessons help you build valuable skills

**Mail/Fax Today
or Call
1-800-696-7532**

step-by-step, and expert instructors are personally available to you with a toll-free call. What a way to earn an education!

A world of opportunity.

Where is your career headed? With a four-year bachelor's degree from World College, you call the shots, choosing from incredible, high-paying opportunities in electronics, telecommunications, computer, electrical power, and many other growing fields.

World College gives you the skills, the knowledge, the power to take advantage of your best opportunity in electronics. And you can do it all at your own pace!

Without leaving home.

World College continually works to provide its students with the most advanced education tools. From the latest equipment and reference books to breakthrough computer-simulated experiments, students are exposed to the latest technological advancements.

All the equipment, parts, and software you need are included in your affordable tuition, including more than 300 hands-on lab experiments you can complete in your home.

Choose your own pace.

Earn your bachelor's degree on your time — and at your pace — because you pay tuition to World College only as you complete the upper-level semesters close to graduation. The faster you make it through, the less you pay. So you have an incentive to make your future happen quickly — yet the freedom to choose your own pace!

Send today for your FREE course catalog — and give yourself that future you've always wanted — with an electronics degree education from World College.



Take charge of your future in electronics.

Four Powerful Reasons To Connect With World College Today:

1. Earn your four-year degree!
2. Self-paced training!
3. Independent study in your home!
4. Expert instruction!

Give Me The Power!

Send me a FREE World College course catalog today!



(Please Print Neatly)

Name _____

Address _____

City _____

State, Zip _____

Phone () _____

Age _____

For Faster Service, Call

1-800-696-7532,

or

1-757-464-4600

Fax this coupon to

1-757-464-3687



Lake Shores Plaza

5193 Shore Drive, Suite 105
Virginia Beach, VA 23455-2500

www.cie-wc.edu

WAE70

device is how close its value will match the actual temperature. The resolution is the smallest temperature change that can be registered. The linearity is a plot of how the accuracy varies over a wide temperature range. The range is your spread between the maximum and minimum measurable temperatures.

The time constant is how long it takes to measure your temperature change to reasonable accuracy. The typical time constants of conduction devices are minutes in air, seconds in still liquids, and fractional seconds in moving liquids.

Some of the older ways to measure temperature include:

Simple Expansion: Most substances expand when heated. That effect can be greatly magnified when you place mercury or alcohol into some tiny capillary tube to create a traditional thermometer. One quality thermometer supplier is Brooklyn Thermometer. Abbeon Cal is a second. A variation on this theme is to measure the pressure of gas in a fixed and closed container.

Thermocouples: A thermocouple is made up from two dissimilar metals (sometimes copper and constantan) that

have been welded together. The junction can generate a measurable voltage that's proportional to the temperature. For the device to be useful, you have to either provide a second junction in an ice bath or whatever, or else build an ice-point reference voltage to work against.

Typical thermocouples are rather expensive and klutzy, but do remain industry standards. They provide an exceptionally diverse measurement range. Omega Engineering has lots of information on thermocouples.

Platinum Resistance Temperature Detector (RTD): The resistance values of most materials are temperature dependent. When you have a positive temperature coefficient, resistance increases with temperature, and vice versa. Platinum wire is quite stable and suitable as a linear temperature sensor. Unfortunately, the resistance change with temperature is rather low, and fancy signal conditioning is needed.

Thermistors: Metal-oxide ceramics can be made up that have very strong negative temperature coefficients. Unfortunately, those are also highly nonlinear, leading to correction and condition-

ing hassles. Yellow Springs Instruments is one older supplier for corrected and repeatable temperature-measuring thermistors. Thermistors with highly positive coefficients also make superb circuit protectors and self-resetting breakers. Raychem is one of the major sources.

Optical Pyrometers: Take a wire and heat it with an adjustable current. As the current increases, the wire will go through red, orange, and finally to its white stages. By matching the wire color to the background color, your background temperature might be measured. This is useful for remote measurement of rather hot objects, such as steel billets in a rolling mill.

Emissivity: When objects are heated, they will generate electromagnetic radiation in the infrared region. Often that radiation will follow a characteristic broadband black-body radiator curve. Numerous infrared energy-sensing devices exist. These are used for everything from night-vision and intrusion detectors to fire-service "hot-spot" detectors. One source for low-cost sensors is Amp Piezo. A useful trade journal is *Advanced Imaging*.

Quartz Crystals: Quartz crystals can be specially cut so they have a linear temperature response. By placing one crystal in a fixed oven and comparing its frequency against one in a space being measured, extreme temperature-measuring accuracy—to a thousandth of a degree or finer—can result. Hewlett Packard is one source of suitable instruments. Needless to say, there are plenty of "gotchas" when measuring ultra small temperature differentials.

Plain Old Diodes: A silicon diode has a temperature coefficient of ten millivolts per degree C or so, and thus makes a low-cost and simple temperature detector. Note that calibration and conditioning will be required because the temperature change tracks on top of a device-dependent 0.6-volt offset. The RadioShack 277-0123 is a typical diode-sensed LCD temperature panel meter.

Differential Currents: Junctions in bipolar transistors are diodes. By measuring a pair of junctions in a fixed ratio of currents, a linear temperature output can result. By adjusting the exact current ratio, the degrees-per-millivolt of output can easily be adjusted. The classic chips here are the National LM34 (Fahrenheit) and LM35 (Centigrade), but the general concept is also the basis of most of today's new sensor semiconductors.

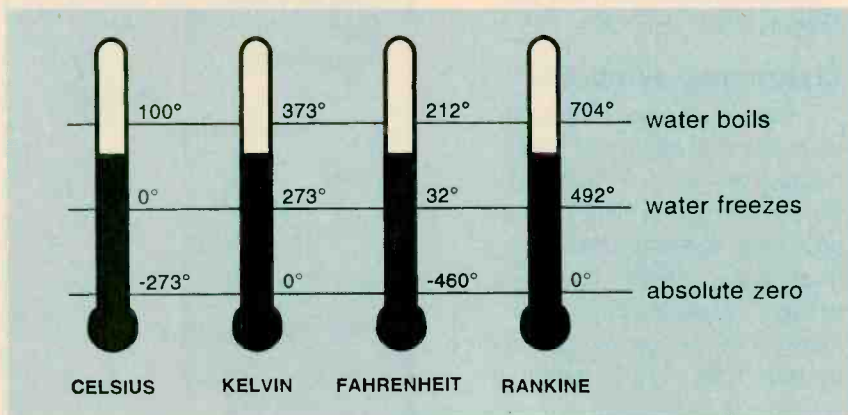


FIG. 2—THE FOUR TEMPERATURE SCALES in common use.

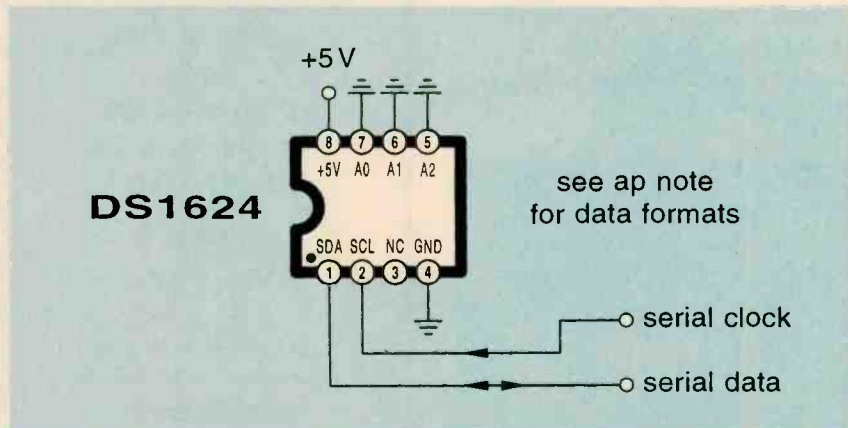


FIG. 3—THE DALLAS DS1624 is a new self-sensing digital thermometer chip that offers 0.03-degree resolution and 13-bit data.

TEMPERATURE-SENSOR RESOURCES

Abbeon-Cal

123-208A Gray Ave.
Santa Barbara, CA 93101
(805) 966-0810

Advanced Imaging

445 Broadhollow Rd., #21
Melville, NY 11747
(516) 845-2700

Amp Kynar Piezo

PO Box 799
Valley Forge, PA 19482
(610) 650-1500

Analog Devices

PO Box 9106
Norwood, MA 02062
(617) 329-4700

Brooklyn Thermometer

90 Verdi St.
Farmingdale, NY 11735
(516) 694-7610

Dallas Semiconductor

4401 Beltwood Pkwy. S
Dallas, TX 75244
(214) 450-0400

Electronic Component News

1 Chilton Way
Radnor, PA 19089
(215) 964-4345

Electronic Products

645 Stewart Ave.
Garden City, NY 11530
(516) 227-1300

Electronics Test

1 Penn Plaza
New York, NY 10119
(212) 714-1300

Hewlett-Packard

PO Box 10301
Palo Alto, CA 94303
(415) 857-1501

Innovative Solutions

PO Box 7676
S Lake Tahoe, CA 96150
(800) 542-1844

Maxim

120 San Gabriel Dr.
Sunnyvale, CA 94086
(800) 998-8800

Measurement & Control

2994 W Liberty Ave.
Pittsburgh, PA 15216
(412) 343-9666

Medical Electronic Products

2994 W Liberty Ave.
Pittsburgh, PA 15216
(412) 343-9666

Medical Equip Designer

29100 Aurora Rd., #200
Solon, OH 44139
(216) 248-1125

NASA Tech Briefs

41 E 42nd St. #921
New York, NY 10017
(212) 490-3999

National Semiconductor

2900 Semiconductor Rd.
Santa Clara, CA 95052
(800) 272-9959

Omega Engineering

One Omega Dr.
Stamford, CT 06907
(800) 826-6342

Raychem

300 Constitution Drive
Menlo Park, CA 94025
(800) 227-7040

Sensors

174 Concord St.
Peterborough, NH 03458
(603) 924-9631

Synergetics

Box 809
Thatcher, AZ 85552
(520) 428-4073

TelCom Semiconductor

1300 Terra Bella Avenue
Mountain View, CA 94043
(415) 968-9241

Temic

2201 Laurelwood Rd.
Santa Clara, CA 95056
(408) 970-5700

Yellow Springs Instruments

Box 279
Yellow Springs, OH 45387
(513) 767-7241

The New Temperature Chips

There's bunches of new, low-cost temperature-measuring ICs that are accurate, have high resolution, and need little or no calibration. While Dallas Semiconductor seems to be leading the

pack, an industry wide sampling might include:

Analog Devices TMP03: We looked at this chip back in August, 1997 (MUSE114.PDF). The output is a rectangular wave whose duty cycle should

be temperature dependent and whose frequency can range from 20 to 50 hertz. It offers half-degree accuracy over a wide range. The linear temperature output is easy to read digitally. A simple resistor and capacitor can be used to get an equivalent analog output as well. No calibration is required. This chip would seem particularly well suited for wireless remote applications.

Dallas DS1624: This device (see Fig. 3) measures its own internal temperature to 13-bit resolution and a 0.03-degree accuracy. It outputs serial digital temperature information as well as providing for nonvolatile storage of precise calibration values. The operating range is -55°C to +125°C. One variation on this device is Dallas' DS1820 "temperature in a can" chip; it draws power and communicates over a single wire. It also offers thermostat-limit values. See their applications note (#105) for more information. Note that the address inputs can input binary values, letting you connect up to eight sensors on a single data and clock line pair.

Maxim MAX1617: A precise digital thermometer that reports its own temperature as well as that of any remote diode or pn-junction sensor. Its intended to keep tabs on Pentium and other fancier CPU-device internal temperatures, but also could be used in all the obvious indoor/outdoor applications. The device uses standard microcontroller serial communications. Free samples are available.

National LM75: This widely used chip gives you nine-bit resolution to give half-a-degree C temperature measurement from -55°C to +125°C. It uses serial digital communications. Both temperature measurements and thermostat settings are provided for. Nominal accuracy is two degrees. Dallas has just released their low cost DS-75 version of this part, which provides up to twelve-bit, 0.06-degree resolution.

Telcon TC1024: This one, shown in Fig. 4, is an older temperature-to-voltage converter IC, working over a -40°C to +125°C range. 2.0-degree accuracy and 0.8-degree linearity is offered. Output voltage is ten millivolts-per-degree C. Single-supply voltage can range from 2.2 to 12 volts. The operating current is typically 40 microamperes active and 5 microamps in shutdown mode. There is a 0.5-volt offset in the output. A companion TC1073 device offers zero offset, but requires use of a

negative supply. Negative temperatures output a negative voltage.

Other temperature-sensing chips, especially all the newest and latest devices, can be found at www.questlink.com. Your best two trade journals here are *Sensors* and *Measurement & Control*; several others are listed in the nearby sidebar.

Radiotron Designer's Handbook

What is the greatest electronics book of all time? A recent candidate would be

The Art of Electronics. But it is no contest that the *Radiotron Designer's Handbook* has to be the all-time clear-cut winner. This fat book from long ago and far away has way more than you could possibly ever want to know about vacuum-tube electronics.

There's been a lively trade on the web to scrounge collectible copies, some of which sell for outrageous prices; try www.dejanews.com to search for current activity. But the big news is that the entire *Radiotron*

Designer's Handbook is newly available on CD ROM from Audio Amateur Publications at \$65.

New Tech Lit

From R.F. Monolithics, there's a new data book on their SAW filters and low power RF transmitters and receivers. From Gennum comes a data book on unusual video integrated circuits for both digital and analog uses. Analog Devices has a stunning new ADV601LC wavelet compression chip for real-time digital video. The cost is \$15 in quantity.

A review on thermoluminescence is found in the February 17, 1998 issue of *Science*; see pages 1322 and 1323. Sonoluminescence is the blue light emitted from tiny bubbles formed by cavitation. For largely yet unknown reasons, the bubbles can approach temperatures of 50,000 degrees and incredible pressures; yet they are easily played with on a kitchen table.

New trade journals for this month include *Battery Power Products and Technology* and *NC Shop Owner*. The latter is on numerically-controlled machine tools, laser cutters, rapid prototyping, and such.

Lindsay Press now has a new/old *Manual of Vacuum Practice* book that they've just added to their already stocked "Do It Yourself Vacuum" and "Introduction to Vacuum Technology" titles. Two other useful resources for amateur vacuum technology include Steve Hanson's Bell Jar and Shawn Carlson's unique Society of Amateur Scientists group.

Other new book titles include the "gotta have" *Troubleshooting Analog Circuits* from Bob Pease and Mark Swank's *Designing & Implementing Microsoft Index Server*. Adobe now has a free PDF plug-in for this search engine, meaning that you can now do simultaneous full text searches with both Acrobat and HTML. More on PDF and Acrobat can be found at <http://www.tinaja.com/acrob01.html>. Access to these and other great technical books can be found at <http://www.tinaja.com/amlink01.html>

The complete set of all 50 federal CFR regulations is now available on two CD ROM disks for \$63 through Solutions Software. Included are the complete FCC part 47 rules.

Free samples this month include the DCP01 isolated DC power supply from Burr-Brown, and an AD158X precision

(Continued on page 62)

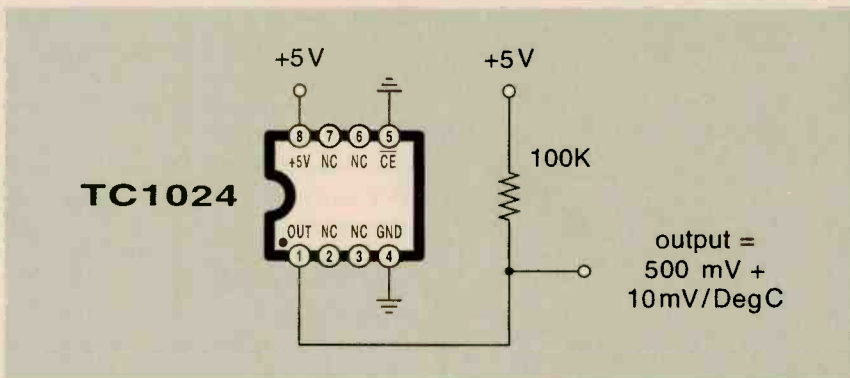


FIG. 4—THE TELCOM TC1024 is an analog-output temperature sensor.

NAMES AND NUMBERS

Adobe Acrobat System
1585 Charleston Rd.
Mountain View, CA 94039
(800) 833-6687

Analog Devices
PO Box 9106
Norwood, MA 02062
(617) 329-4700

Audio Amateur
Box 576
Peterborough, NH 03458
(603) 924-9464

Battery Power Products
10555 E Dartmouth #330
Aurora, CO 80014
(303) 745-5711

Bell Jar
35 Windsor Dr.
Amherst, NH 03031
(603) 429-0948

Burr-Brown
6730 S Tucson Blvd.
Tucson, AZ 85706
(520) 746-1111

Gennum
PO Box 489, Station A
Burlington, ONT L7R 3Y3
Canada
(800) 263-9353

Libby Owens Ford
PO Box 799
Toledo, OH 43697
(419) 247-4724

Lindsay Publications
PO Box 538
Bradley, IL 60915
(815) 935-5353

NC Shop Owner
1100 Superior Ave.
Cleveland, OH 44114
(216) 696-7000

RF Monolithics
4441 Sigma Rd.
Dallas, TX 75244
(972) 448-3700

Science/AAAS
1333 H St. NW
Washington, DC 20005
(202) 326-6400

Society of American Scientists
1549 El Prado
San Diego, CA 92101
(800) 873-8767

Solutions Software
1795 Turtle Hill Rd
Enterprise, FL 32725
(407) 321-7912



NEW PRODUCTS

USE THE FREE INFORMATION CARD FOR FAST RESPONSE

Digital Camcorder

AT FIRST GLANCE, IT IS EASY TO mistake the recently introduced, ultra-compact ZR Digital Video (DV) camcorder for one of today's popular "point-and-shoot"-style film cameras. Well, that's really not a problem as the easy-to-use ZR can act both as a camcorder and a still camera. The camcorder's horizontal design, simple operation, and compact size make it convenient for both business and personal travelers. Measuring $4\frac{1}{16} \times 3\frac{3}{8} \times 2\frac{3}{16}$ and weighing a little over a pound, the Canon ZR fits easily into waist pack, glove compartment, or briefcase.

photo mode, a single image is recorded to tape along with approximately six seconds of audio; that allows the user to record a voice-annotation to accompany the photo recording.


Other features include an optical zoom lens (3.9mm $f/1.8$), $44\times$ digital zoom, image stabilization, programmed auto-exposure, plus a built-in lens cover and standby switch. The 2.5-inch, 180,000-pixel LCD screen adjusts to low angle, high angle, and mirror angle for self-recording. The screen combined with a built-in speaker (located in the camera body just behind the screen) enables the user to play back recorded images with audio immediately. A finder

exposure, and white balance; shutter speeds from $\frac{1}{60}$ to $\frac{1}{8000}$ second; a self-timer; and time, data, and camera data codes. In addition there is a world clock and an integrated AV output terminal.

The ZR Digital Video Camcorder retails for \$1999 and comes with a remote control, charge coupler, compact power adapter/dual battery charger, finder unit, lithium-ion battery pack, docking unit, stereo video cables, S-video cable, shoulder strap, and a mini-DV cassette.

CANON U.S.A., INC.

One Canon Plaza
Lake Success, NY 11042
Tel: 800-828-4040
Web: www.canondv.com



CIRCLE 20 ON FREE INFORMATION CARD

Recording to standard 30- or 60-minute mini-DV cassettes, the camcorder uses a $\frac{1}{4}$ -inch interlace-scan CCD image sensor to produce digital video. The digital format produces recorded images at least 25 percent better than the highest-quality analog model. For users who want to transmit DV image data directly to a computer, the ZR comes equipped with an IEEE 1394 DV terminal.

The compact camcorder has two recording modes: movie mode for full-motion video (SP and LP tape speeds) and photo mode for digital still shots. In

unit attaches to the screen, converting the LCD into an eyecup-type viewfinder.

The unit sports an integrated composite-video and stereo-audio output terminal so it can be connected directly to a TV or VCR. In addition, an included compact docking unit offers separate composite video, S-video, and stereo audio terminals for easy playback. The docking unit also includes a LANC terminal for camera operation or editing purposes and a microphone input.

The easy-to-use menu system offers digital effects; 12-bit and 16-bit digital stereo sound; manual controls for focus,


Audio and RF Generators

PROVIDING HIGHLY RELIABLE, cost-effective measurements, a group of solid-state, multi-purpose RF and audio generators is now available. These instruments are meant for the service bench, as well as for design and educational uses.

The Model 813 RF Generator features a 100-kHz to 150-MHz frequency range, expandable to 450 MHz on harmonics. It provides amplitude modulation, a 1-kHz internally generated audio tone, and external modulation capability to 20 kHz. The unit has a crystal-controlled oscillator input, ranging from 1 to 15 MHz for generating precise frequencies. A two-position attenuator plus a fine control for output voltage variations is included. Output audio level is .2V with a frequency accuracy of $\pm 5\%$. Maximum no-load voltage is 250 mV.

The companion Model 850 Audio Generator is designed for a wide variety of audio applications. Features include low harmonic distortion of $<5\%$, a 10-Hz to 1-MHz frequency range, a 15-volt peak-peak output, and a large readable dial for accurate settings.

List prices are \$177 for the Model 813 and \$183 for the Model 850.



CIRCLE 21 ON FREE INFORMATION CARD

HC PROTEK

154 Veterans Drive
Northvale, NJ 07647
Tel: 201-767-7242
Fax: 201-767-7343
Web: www.techexpo.com/WWW/hcprotek

Earphone/Microphone

THE MFJ-292 (I, K, Y) FEATHER-weight Earphone/Microphone is so private and quiet that it won't bother anyone. Made of high-impact plastic, the Feather-weight has an ear-plug earphone that fits comfortably in the ear. The dynamic earphone is 8 ohms and handles 250 mW.

If you whisper closely, the sensitive microphone lets you carry on a quiet discrete QSO that only you can hear. The non-directional electret condenser



CIRCLE 22 ON FREE INFORMATION CARD

microphone has -64-dB sensitivity and 1.1k impedance. The tiny thumb-size microphone comes with a push-to-talk switch built right into the cord. It's barely noticeable, and so lightweight (just 30 grams) you won't even feel it. A small lapel/pocket clip secures it to your clothing. It comes with a 4-foot-long durable cord with heavy insulation at the crucial bend points.

The MFJ-292's high-quality dynamic earphone and electret microphone gives your handheld unit crystal-clear audio. It sells for \$19.95.

MFJ ENTERPRISES, INC.

300 Industrial Park Road
Starkville, MS 39759
Tel: 800-647-1800 or 601-323-5869
Fax: 601-323-6551

Computer Tester

Professional Hardware Diagnostic Plus (P.H.D. Plus) is a 16-bit test card for component-level testing of AT 386 through Pentium II systems. This test card provides users with a comprehensive range of circuit diagnostics for system RAM, ROM, DMA controllers, page registers, 8042 keyboard controllers, interrupt controllers, timers, CMOS clock, and many other support chips.

Its design incorporates on-board flash firmware, memory, and video to allow the testing of seemingly "dead" motherboards. The use of flash technology allows the card to be quickly upgraded. Capable of running complete diagnostics even if memory, keyboard, and video adapter are absent or dead, the card's firmware will run automatically upon initialization.

On power-up, P.H.D. Plus initializes the system and runs a complete system-bus test, checking the bus functions, speed, and performance. It continues by injecting its diagnostics (embedded on the on-board ROMs) and displaying all information on the system monitor. In case of video failure, P.H.D. Plus has an on-board video connector to re-route test results directly to your VGA monitor. As each test is conducted, users see the results in simple-to-understand terms on the screen.

Combining both comprehensive motherboard and peripheral testing, the card provides a complete range of diagnostic capabilities and eliminates the need for multiple products. Its retail price is \$849.



CIRCLE 23 ON FREE INFORMATION CARD

Ultra-X, Inc.

1765 Scott Blvd., Suite 101
Santa Clara, CA 95050
Tel: 800-722-3789 or 408-261-7090
Fax: 408-261-7077
E-mail: pediag@ultra-x.com
Web: www.uscd.com

TECH MUSINGS

continued from page 60

voltage reference you can get from Analog Devices.

From Libby Owens Ford comes details about their conductive TEC-Glass products. These are fairly transparent conductive-glass sheets intended for such practical applications as super-market non-fogging beer-cooler doors.

Tutorials and links to hydrogen resources can be newly located at <http://www.tinaja.com/h2gas01.html>. Other new site additions include lots of fresh content on wavelets, wind energy, Santa Claus machines, and home automation, plus my new fast-navigation site map and master directory at <http://www.tinaja.com/map01.html>.

For the fundamentals of starting up your own technical venture, get a copy of my *Incredible Secret Money Machine II*. Details per my nearby Synergetics ad. Or download my full interactive online catalog found at <http://www.tinaja.com/synlib01.html>.

My new InfoPack "cash and carry" consulting service is now going great guns. You can get instant answers to most any reasonable tech question or resource problem. Full details are at www.tinaja.com/info01.html

As usual, most of the mentioned items should appear in our Names & Numbers or the Temperature-Sensor Resources sidebars. Be certain to check there before you call our US technical helpline. Let's hear from you.

Electronic SHOPPER

Simple Color Video Conferencing

TeleEye has everything you need to do Color Video Conferencing. Its comes with built-in high quality digital camera, a high speed modem and a state-of-the-art Audio/Video hardware.



Self View Window
You can see yourself as the remote side does.



Remote View Window

Full-Screen Display
Lets you get detailed view of the remote site.

On-Screen Menus
Easy Control using your phone keypad.



Stand Alone System
No PC Needed.

FREE
Polaris Product Catalogs

470 Armour Drive NE Atlanta GA 30324

Easy Installation - All you need to do is to plug in the power cord, TV cable, phone line and phone set. Then, you are ready to get connected, visually to anyone in the world who has an H.324 standard Video-phone system. Just place a regular phone call. After the destination answers the phone, press two buttons on the telephone keypad and the video conferencing is up and running. \$80.00 savings when you purchase Two, \$1199.95. \$639.95 each.

Polaris Industries
<http://www.polarisusa.com>
404.872.0722

Weeder Technologies

Add \$4
Ship/Hand
US & Canada

FREE CATALOG!



Pro-Kit

PO Box 2428, Ft. Walton Beach, FL 32549

850-863-5723

Stackable RS-232 Kits

Digital I/O - 12 I/O pins individually configurable for input or output. DIP switch addressable; stack up to 18 modules on same port for 192 I/O points. Turn on/off relays. Sense switch transitions, button presses, 4x4 matrix decoding using auto-debounce and repeat. **\$32**

Analog Input - 8 input pins. 12-bit plus sign self-calibrating ADC. Returns results in 1mV steps from 0 to 4095. Software programmable alarm trip-points for each input. DIP switch addressable; stack up to 18 modules on same port for 128 single-ended or 64 differential inputs. **\$49**

Home Automation (X-10) - Connects between a TW523 and your serial port. Receive and transmit all X-10 commands with your home-brewed programs. Full collision detection and auto re-transmission. **\$39**

Caller ID - Decodes the caller ID data and sends it to your serial port in a pre-formatted ascii character string. Example: *12/31 08:45 850-863-5723 Weeder, Terry <CR>. Keep a log of all incoming calls. Block out unwanted callers to your BBS or other modem applications. **\$35**

Touch-Tone Input - Decodes DTMF tones used to dial telephones and sends them to your serial port. Keep a log of all outgoing calls. Use with the Caller ID kit for a complete in/out logging system. Send commands to the Home Automation or Digital I/O kits using a remote telephone. **\$34**

Telephone Call Restrictors

Two modes of operation; either prevent receiving or placing telephone calls (or call prefixes) which have been entered into memory, or prevent those calls (or call prefixes) which have "not" been entered.

Block out selected outgoing calls. Bypass at any time using your password. **\$35**

Block out selected incoming calls. Calls identified using Caller ID data. **\$48**

Phone Line Transponder

7 Individual output pins are controlled with buttons 1-7 on your touch-tone phone. Automatically answers telephone and waits for commands. Monitor room noises with built in mic. "Dial-Out" pin instructs unit to pick up phone and dial user entered number(s). Password protected. **\$49**

IR Remote Control Receiver

Learns and records the data patterns emitted by standard Infrared remote controls used by TVs, VCRs, Stereos, etc. Lets you control all your electronic projects with your TV remote. 7 Individual output pins can be assigned to any button on your remote, and can be configured for either "toggle" or "momentary" action. **\$32**

DTMF Decoder/Logger

Keep track of all numbers dialed or entered from any phone on your line. Decodes all touch-tones and displays them on a 16 character LCD. Holds the last 240 digits in a non-volatile memory which can be scrolled through. Connect directly to radio receiver's speaker terminals for off-air decoding of repeater codes, or numbers dialed on a radio program. **\$55**

Mark V Electronics, Inc.
 8019 E. Slauson Ave.,
 Montebello, CA 90640
 Catalog 213/ 888-8988
 Fax 213/ 888-8688
 http://www.mark5co.com
 Email: mark5co@aol.com

DIY Audio Electronic Kits
 Lab Equipment kits
 Audio Enclosures & more!
ORDER
 1-800-521-MARK
 1-800-423-FIVE
 * 1/2 Shipping Order over \$ 100

Kit skill levels
 ▲ Beginner
 ▲▲ Intermediate
 ▲▲▲ Advanced
 - Fast Shipping
 - Quality Kits low prices
 - In business since 1985

SCHOOL PROJECT CORNER
 po orders welcome from schools

- Melody Generator ▲ Kit \$ 13.85
- 6W Mini-Amplifier ▲ 9.50
- 0-15V 5A Regulated DC PS ▲ 17.50
- 36W Class A Power Amp. ▲▲ 32.50
- Dynamic Noise Reduction ▲ 26.00
- Multi-Function Control Switch ▲ 10.50
- 20 Bar/Dot Level Display ▲▲ 41.45
- Microphone Mixer Mono Amp. ▲ 20.79
- Superior Electronic Roulette ▲ 21.50
- Digital Clock with Melody Alarm▲ 25.00
- Stereo Pre-Amp with Mic Amp. ▲ 10.78
- Mini Stereo Multi-Input Amp. ▲ 30.50
- 130-in-one Electronic Lab ▲ 29.99

SEE OUR CATALOG FOR MORE KITS !

Clearance Sale FM Wireless
 TY-35 Microphone
 This is a low power real FM transmitter. Transmit frequency within 88-108 MHz. Transmit range about 200 ft. It has high sensitivity sound pickup by a capacitance microphone. May be used strictly for series purposes such as remote wireless monitoring.
 Kit \$ ~~12.50~~ 6.99

Clearance Sale 4 1/2 Digital LED Panel Meter
 SM-48
 This precision digital meter is a stand-alone voltmeter-ammeter or can interface with a computer! 4 1/2 digit 0.55" LED display. Temperature compensated to 100 PPM/°C. Operating temperature range is 0°C to +70°C. Outputs include BCD date, Busy and strobe. Panel reading can be latched on hold.
 Kit \$ ~~39.00~~ 20.00

Stereo Loudspeaker Protector
 TY-25 ▲
 Super fast acting relay protects speakers against destructive DC voltages. Can connect directly to a power amplifier or can use a separate power supply. Has a 3 second turn-on delay to avoid turn-on thumps.
 Kit: \$ 16.75

Regulated DC Power Supply
 TR-503 ▲▲
 It is short circuit proof & has overload protection. Output voltage is variable over a range of 0-50 volts. Current limit trip is adjustable up to max of 3A. May use Mark V #002 transformer.
 Kit: \$ 18.75

Fluorescent Light Driver
 TY-2 ▲ (1 lb.)
 This unit drives 6-40 watts fluorescent light for portable and emergency use. Works from a 7.2 - 16 VDC battery. Includes a "Hi-Efficiency Switching Mode IC Driving Circuit" suitable for use with different lights.
 Kit: \$ ~~14.75~~ 9.99

120-250W Mosfet Power Mono Amplifier AF-2 (6 lbs.) ▲▲
 Power Output: 250W into 4 ohms RMS(42VX2 6A transformer is used). 120W into 4 ohms RMS(33VX2 4A transformer is used). Frequency Response: 3Hz-22,000Hz. THD: <0.03%. Signal to Noise Ratio: 91dB. Sensitivity: 1V RMS at 47k. Load Impedance: 4 or 8 ohms. Power Requirement: ±46VDC 4A or ±60VDC 6A. May use Mark V model 012 Transformer. Suggested Capacitor 8,200uf 100V Model 020. Suggested Metal Cabinet LG-1925.
 Kit: \$ ~~89.80~~ 76.33 Asmb. \$ 114.80

500-in-one Electronic Lab Kit
 KA-904 \$ 129.99
 Contains its own computer with a simple explanation of the basic(Assembler) language required for operation. Compile programs to discover how computers operate while gaining an understanding of hardware & software. With easy-to-follow manual which explains by comprehensive diagrams. Requires 4 "AA" batteries.

300W High Power Mono Amplifier TA-3600 (5 lbs.) ▲▲▲
 Power Output: 300W into 8 ohms RMS. 540W music power into 8 ohms. Frequency Response: 10Hz-20KHz. THD: < 0.05%. Sensitivity: 1V RMS at 47K. Power Requirement: 60 to 75 VDC at 8A. May use Mark V Model 007 or 009 Transformer. Suggested Capacitor: 8,200uf 100V Model 020 Capacitor. Suggested Metal Cabinet LG-1925.
 Kit: \$ ~~89.00~~ 75.65 Asmb. \$ 115.00

150MHz 8 Digit Frequency Counter
 SM-100 (2 lbs.)
 It is used for adjustment, test & repair of any kind of high frequency circuit products. It can give up to 8 digit of resolution for a wide frequency range 10Hz - 150 MHz. The last input frequency can HOLD on the display for future reference & comparison. The circuit structure is compact & reliable for the most updated A/D LSI circuitry. The input impedance is 1M ohm.
 Kit: \$ ~~79.00~~ 68.00 Asmb. \$ 99.00

120W + 120W Pre & Main Stereo Amplifier TA-800MK2 (4 lbs.) ▲▲
 Power Output: 120W into 4 ohms RMS. 72W into 8 ohms RMS. Frequency Response: 10 - 20 KHZ. THD: < 0.01%. Tone Control: Bass ±12dB, Mid ±8dB, Treble ±8dB. Sensitivity: Phono Input, 3mV into 47K. Line, 0.3V into 47K. Signal to Noise Ratio: 86dB. Power Requirement: 40V DC @ 6A. May use Mark V Model 001 or 008 Transformer. Suggested Metal Cabinet Model LG-1924.
 Kit: \$ ~~67.92~~ 61.13 Asmb. \$ 86.95

80W + 80W Pure DC Stereo Main Power Amplifier TA-802 (4 lbs.) ▲▲
 Power Output: 80W per channel into 8 ohms. THD: < 0.05%. Frequency Response: DC to 200 KHZ, -0 dB, -3dB @ 1W. Power Requirement: 30V AC X 2 @ 6A. May use Mark V Model 001 or 008 Transformer. Suggested Capacitor 8,200uf 50V Model 017. Suggested Metal Cabinet LG-1924
 Kit: \$ ~~49.94~~ 42.45 Asmb. \$ 69.94

60 + 60W Stereo Power Amp. ▲▲
 SM-302 (11 lbs.)
 It provides 3 input jack pairs. One pair accept a high impedance micro-phone. The two remaining pairs are for high & low level input sources. Power Output: 60W per channel into 4 ohms RMS. 20Hz-20KHz. THD:<0.1%. Input Sensitivity :Mic /Guitar 10mV, Hi 380mV, Lo 640mV. Ready to plug in when assembled.
 Kit: \$ ~~85.00~~ 76.50

30W + 30W Pre & Main Stereo Amplifier TA-323A (1 lb.) ▲
 Power Output: 30W into 8 ohms RMS per channel. THD: < 0.1% from 100 Hz to 10 KHZ. Sensitivity: Phono 3mV @ 47K. Tuner, Tape 130mV @47K. Signal to Noise ratio: 80dB. Power Requirement: 22 to 36V AC, 3A. May use Mark V Model 002 Transformer. Suggested Cabinet LG-1684.
 Kit: \$ ~~32.50~~ 29.25 Asmb. \$ 50.50

Metal Cabinets Aluminum Front Panel		Transformers (5-12 lbs.) **Toroidal Transformers	
LG-1273	3x12x7" (4 lbs.)	# 001	28V/30V x2 6A \$ 30.00
LG-1684	4x16x8" (7 lbs.)	# 002	36V x2 3A 25.00
LG-1924	4x19x11 1/2"(10 lbs.)	# 003	40V x2 6A 32.00
LG-1925	5x19x11 1/2"(10 lbs.)	# 008**	28V/30V x2 6A 42.00
LG-1983	2 1/2x19x8" (7 lbs.)	# 009**	48/53V x2 8A 68.00
LG-1927	7x19x11 1/2"(15 lbs.)	# 012**	33/40/42V x2 6A 52.00

300-in-one Electronic Lab Kit ▲▲
 Learn about transistors, capacitors & electronic circuits. Build electronic games, battery checker & more. It even includes a breadboard for adding your own components. Complete with easy-to-follow manual. Requires 6 "AA" batteries. (6 lbs.)
 Kit: \$ ~~59.99~~ 49.99

Minimum order: \$ 20.00. We accept Visa, MasterCard, Money Orders, and Checks(allow 2 weeks for clearance). We ship by UPS ground inside US (min \$6.00) and ship by US mail outside US. Please call our operator for orders over 2 lbs. or foreign orders

Electronics Now, July 1998

AMAZING PRODUCTS!

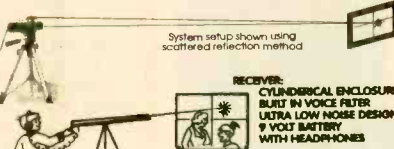


ELECTRONIC & SCIENTIFIC DEVICES

LASER WINDOW BOUNCE SCIENCE PROJECTS

USES SCATTERED AND DIRECT REFLECTIONS

Remarkable concept allows user to hear sounds within a premise over a beam of laser light reflected from a window or similar surface. Experimental device provides hours of interesting and educational use. Utilizes a visible red laser that simplifies alignment and discourages illegal use. Usable range will vary-expect about 20 to 50 meters. Optional lens will increase range 200 to 400 meters! Further range requires expensive optics. Requires a sturdy video tripod (not incl.) Caution-check local law in your state if planning to use for accessing oral communication. REQUIRES OPTICAL ALIGNMENT



- LWB5 Plans.....\$20.00 LWB5K KIT/PLANS.....\$149.50
- LWB50 Ready to Use With Selected Laser Pointer.....\$249.50
- LWB70 Above With High Performance Laser Gun Sight, Long Range Extender Lens and Cushioned Headsets.....\$299.50

WIRELESS LAB KITS

ALL PARTS TO BUILD 6 EXCITING TRANSMITTER PROJECTS

- 1 Super Sensitive Ultra Clear 1 Mile + Voice Transmitter
 - 2 1 Mile + Telephone Transmitter
 - 3 Line Powered Telephone Transmitter Never Needs Battery!
 - 4 Tracking/Homing Beacon "Beeping Transmitter"
 - 5 Transmitter Rebroadcasts Video or Audio Outputs
 - 6 Short Range TV/FM Disrupter NEAT PRANK!!! Discretion Advised
- All 6 Above Kits Plus FREE Info Data Pack on "HELPFUL HINTS" Building and Tuning Wireless Devices
- COMBOX Parts and Plans for above!.....\$59.50
COMBOP Plans for all the above!.....\$10.00

ULTRA BRIGHT LASERS

4 to 7x brighter 650-630 nm Radiation

ALL METAL CONSTRUCTION
1 YEAR WARRANTY



- LAPN65 15mw equiv 2000 ft.....\$29.95
- LAPN65F Focusable Above LAPN65...\$39.95
- LAPN63F Focusable/4000' Range.....\$69.95

FANTASTIC VISUAL EFFECTS

Complex Output Devices Projects Visible Lines, Dashed Lines, and Geometric Shapes and Patterns. Great Construction Acts of Special Lighting Effects. Produce a Small Light Show.

LASER PATTERN GENERATOR
6 Complex Light Designs Fits on Your Key Chain Includes 3 LR44 Batteries
LAPN65PT 15 mw equiv@670nm...\$29.95

TRANSISTORIZED TESLA COIL

URNS A LIGHT BULB INTO A SPECTACULAR PLASMA DISPLAY

Transmits Wireless Energy Noiseless Operation Pyrotechnic Effect 12 VDC/5 Amps or Battery 115 VAC Optional Converter Adjustable Frequency Control For Effect

- TCL5 Plans.....\$8.00
- TCL5K Kit/Plans.....\$59.50
- TCL50 Ready to Use.....\$109.50
- 12DC/7 12VDC@7Amps.....\$39.50

HOVERBOARD PLANS

Kit Soon to be Available
28 Pages of "how to" build a magnetic force field capable of containing a column of ionized air up to several psi! Proven theory may require additional experiment

HOVER Plans.....\$25.00

3 MI FM BROADCAST TELEPHONE TRANSMITTER

Tunable On FM Broadcast. Excellent Telephone Project. Only Transmits When Phone is Used

VWPM7K Kit/Plans.....\$39.50
BEEP1K Beeper Alert Kit.....\$19.95

HIGH POWER STUNGUNS

- STUN100 100KV StunGun...\$29.50
- STUN200 200KV StunGun...\$49.50
- STUN300 300KV StunGun...\$69.50

INFORMATION UNLIMITED

DEPT EN 1098
BOX 716 AMHERST, N.H. 03031

JACOBS LADDER

Observe a pyrotechnical display of "traveling" fiery plasma. Starts off as 1/2" arc and expands to over 3' before evaporating into space. This is an excellent attention getting display as well as a winning science project!! With arc control.

- JACK1 Plans.....\$8.00
- JACK1K Kit Minus Case.....\$129.50
- JACK10 Ready to Use.....\$249.50
- 12KVGEN20 Pwr Supply Only.....\$99.50
- 12KVGEN2K Kit of Pwr Supply.....\$79.50

250KV TESLA COIL

10-14" of Explosive Bolts of Lightning

Transmit Wireless Energy Strange and Bizarre pyrotechnical effects. Ion Motors Anti-Gravity Size 20" H x 8" Sq Weight - 25 Pounds 115 Volts/2 Amps AC Labeled "Use Caution"

- BTC3 Plans.....\$15.00
- BTC3K Kit/Plans.....\$399.50
- BTC30 Ready to Use.....\$499.50
- BTC4 Plans 500Kv 24 to 30".....\$20.00

HIGH CRIME AREA SECURITY! INFINITY+ TRANSMITTER

ROOM MONITOR/LINE GRABBER/CONTROLLER

- MONITOR YOUR PREMISES Avoid ambushes and break ins.
- ACCESS ON GOING CALLS Long distance live-operated!
- CONTROL 8 APPLIANCES Remote control your home!!!
- EXTRA ADDED FEATURE!!! Restored Those COIN HEADSET! (All Call Made from Pay Phone!)

TELCON3 Plans.....\$10.00
TELCON3K Kit/Plans.....\$99.50
TELCON30 Ready to Use.....\$79.50

Programmed With built in BEEPER ALERT

PHASOR BLAST WAVE PISTOL

130 db of Directional Sonic Shock Waves Energy Handheld and Battery Operated

PPP1 Plans.....\$8.00
PPP1K Kit/Plans.....\$49.50
PPP10 Ready to Use.....\$79.50

ATTENTION! HIGH VOLTAGE EXPERIMENTERS

Battery Powered Mini Sized Modules for research in: HOVERCRAFT, ION GUNS FORCE FIELDS, SHOCKERS etc

MINIMAX4 4KV@10ma.....\$19.50

BURNING LASER RAY GUN

BLASTS THROUGH THE HARDEST OF METALS!

All Parts Available

BURNING CO2 BENCH LASER

HOTTER THAN MOST TORCHES!

All Parts Available

KINETIC ELECTRIC GUN

PIONEER A FUTURISTIC WEAPON!

500 Joules Energy Storage Constant Current Charging Triggered Spark Switch Ballistic Velocities Handheld Battery Operated Labeled A Dangers product

EGUN1 Plans with Parts List.....\$20.00
All Parts are Individually Available

3Mi FM BC TRANSMITTER

Safety Product Allows Listening to Children or Invalids in Hazardous Areas. Pools, Ponds etc. Great Security Intrusion Alert! Uses FM Table Top Radio.

FMV1K Kit/Plans.....\$39.50

ION RAY GUN PROJECTS ENERGY!

Star Wars Technology Demonstrates Weapons Potential!

IOG7K Kit/Plans.....\$99.50

ATTENTION!! RAILGUN EXPERIMENTERS

HIGH ENERGY PULSER

RAIL GUN, COIL GUN, EXPLODING WATER, ANTIGRAVITY, MASS WARPING, LEVITATION, PLASMA PROPULSION, LATTICE SNAPPING, EMP etc

- Lossless Energy Charging
- Programmable Voltage to 2 KV and Energy Control to 3 KJ
- Triggered Spark Switch [IKJ]
- Universal 12 VDC or 115 VAC
- 7.5 X 7.5 X 7" Light weight

HEP3 Plans High Energy Pulser/Ignitor.....\$15.00
HEP3K Kit/Plans (Minus Energy Storage).....\$199.50
HEP30 Assembled (Minus Energy Storage).....\$299.50
HEPCAP 800 Joules Energy Storage.....\$199.50

GRAVITY GENERATOR

Demonstrates a unique phenomena of electrical reactions that produce the effect of "anti-gravity". You build and levitate a small mock space ship from simple materials. Excellent scientific demonstration of a fascinating method of levitation. Levitate an Object!

GRA1 Plans and Book.....\$20.00
GRA1K Pwr Sup Kit/Plans...\$99.50
GRA10 Assembled Pwr Sup...\$149.50

ELECTRONIC HYPNOSIS AND MIND CONTROL

Generates Highly Effective Audible and Visual Stimuli With Bio-Feedback that Can Induce Hypnotic as Well as ALPHA Relaxed States of the Mind. Place Subjects "Under" Your Control. Enhances Hidden PSYCHIC Ability in Many People!

- MIND Plans.....\$15.00
- MIND2K Kit and Plans.....\$49.50
- MIND20 Assembled.....\$89.50

TELEPHONE TAPING SYSTEM

EXTENDED X4 PLAY
Tapes Phone Conversation 20 Mega Input ZI Check Level

TAP30X Ready to Use.....\$84.50
BEEP10 Beeper Alert.....\$29.95

SHOCK FORCE FIELD/VEHICLE OBJECT ELECTRIFIER

Hand Shock Balls. Wanda. Electrify Objects. Great Payback for Those Who Buy!!

SHK1K Kit of Pwr Module....\$19.50

24 Hr Toll FREE "Orders Only" Line 1-800-221-1705
Fax Your Order to 1-603-672-5406
9 to 5 pm EST Information Line 1-603-673-4730
See Our Web Site at <http://www.amazing1.com>

We Accept MC, VISA, Cash, MO, Checks. Please add \$5.00 Shipping. COD Orders Add Additional \$4.75. FREE CATALOG ON REQUEST!!

CALL TOLL FREE
(800) 292-7711 orders only
Se Habla Español

C&S SALES
EXCELLENCE IN SERVICE

LOOK FOR OTHER
MONTHLY SPECIALS
ON OUR WEBSITE



XK-700 Digital / Analog Trainer

Elenco's newest advanced designed Digital / Analog Trainer is specially designed for school projects. It is built on a single PC board for maximum reliability. It includes 5 built-in power supplies, a function generator with continuously sine, triangular and square waveforms and a 1560 tie point breadboard area. Tools and meter shown optional. (Mounted in a professional tool case made of reinforced metal).

XK-700
Assembled and Tested
\$189.95

XK-700 - SEMI KIT
w/ Fully Assembled PC Board
\$174.95

XK-700K - Kit
\$159.95



Made in the USA

Volt Alert™ By **FLUKE**

Volt Alert™ is the new pocket-sized AC line voltage detector from Fluke. Easy to use - just touch the tip to an outlet or cord. When it glows red, you know there's voltage in the line.

Electrician's, maintenance, service, and safety personnel can quickly test for energized circuits and defective grounds on the factory floor, in the shop, or at home.

- Fits in shirt pocket for convenience.
- All outer surfaces are nonconductive for safety.

Detects voltage metallic contact.

#1AC **\$19.50**



DIGITAL LCR METER

Model LCR-1810 **NEW**
\$99.95



- Capacitance .1pF to 20µF
- Inductance 1µH to 20H
- Resistance .01Ω to 2000MΩ
- Temperature -20°C to 750°C
- DC Volts 0 - 20V
- Frequency up to 15MHz
- Diode/Audible Continuity Test
- Signal Output Function
- 3 1/2 Digit Display

20MHz Sweep / Function Generator with Freq Counter

B&K 4040

- 0.2Hz to 20MHz
- AM & FM modulation
- Burst Operation
- External Frequency counter to 30MHz
- Linear and Log sweep

10MHz B&K 4017 \$309
 5MHz B&K 4011 \$239



\$399



Model M-6100

The M-6100 is Elenco's most sophisticated meter with almost every possible feature available. The M-6100 even has a computer interface for viewing and storing data on a personal computer. It comes complete with software, RS-232 cable, test leads and manual.

\$125

Model XP-581

4 Fully Regulated DC Power Supplies in One Unit
 4 DC voltages: 3 fixed - +5V @ 3A, +12V @ 1A, -12V @ 1A
 1 Variable - 2.5 - 20V @ 2A

\$89.95



SATELLITE FINDER

Model SF-100A

- Aligns Satellite Dishes
- Range 950-2050MHz
- Audio Tone
- Compact Size
- Self Power Check



\$39.95

Digital Multimeter

Model M-1700

\$39.95

11 functions including freq to 20MHz, cap to 20µF. Meets UL-1244 safety specs.



Technician Tool Kit

TK-1500

28 tools plus a DMM contained in a large flexible tool case with handles ideal for everyone on the go.



\$49.95

Kit Corner

over 100 kits available

AK-700

\$14.95

Phone kit with training course.



RADIO CONTROL CAR KIT

MODEL AK-870

- 7 functions
- Remote control included

\$24.95



No Soldering Required

Model AM/FM-108K

Transistor Radio Kit

with training course

\$29.95



35mm Camera Kit

Learn all about photography

AK-540

\$14.95



No Soldering Required

The New DMM900 Series Handheld Digital Multimeters


For high-performance digital multimeters that are accurate, reliable, and rugged, the DMM900 Series extends the Tektronix line of already affordable DMMs. Twice the accuracy. Up to 10 times the resolution. And a full range of capability that spans voltage, current, digital multimeters features a dual numeric display, 3-year warranty, and autoranging capability. All backed by the reliability of the Tektronix brand.

Features

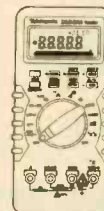
DMM912, DMM914,

DMM916


- 40,000 Count Display
- 0.06% Basic DC Volts Accuracy (DMM916)
- DC Voltage Ranges from 400mV to 1,000V
- AC Voltage Ranges from 4V to 750V (True RMS)
- AC and DC Current Ranges from 10,000µA to 10A
- Resistance Ranges from 400Ω to 40MΩ
- Capacitance Ranges from 4nF to 40µF
- Frequency Ranges from 400Hz to 2MHz
- Temperature Measurements from -50°C to +980°C (DMM916, DMM914)
- 3 Year Warranty
- CE Marking



DMM 912
\$189



DMM 914
\$235



DMM 916
\$275

GUARANTEED LOWEST PRICES ON TEK DMMs

WE WILL NOT BE UNDERSOLD C&S SALES, INC.

150 W. CARPENTER AVENUE
 WHEELING, IL 60090
 FAX: (847) 541-9904 (847) 541-0710
http://www.elenco.com/cs_sales/



15 DAY MONEY BACK GUARANTEE

FULL FACTORY WARRANTY

PRICES SUBJECT TO CHANGE WITHOUT NOTICE

Same Day Shipping

C & S SALES
Your one stop source for
all your electronic needs!

CALL OR WRITE FOR OUR
NEW FREE 64 PAGE CATALOG!
(800) 445-3201

Fluke Scopemeters



- 123....NEW.....\$950
- 92B.....\$1445
- 96B.....\$1695
- 99B...NEW....\$2095
- 105B.....\$2495

ALL FLUKE PRODUCTS ON SALE

B & K PRECISION SCOPES

100MHz THREE-TRACE

Model 2190A

- 1mV/division sensitivity
- Sweeps to 5m/division
- Dual time base
- Signal delay line
- 15KV accelerating voltage



\$1295.00

60MHz DUAL-TRACE

Model 2160

- 1mV/division sensitivity
- Sweeps to 5m/division
- Dual time base
- Signal delay line
- V mode-displays two signals unrelated in frequency.
- Component tester



\$895.00

40MHz DUAL-TRACE

Model 1541C

- 1mV/division sensitivity
- Video sync separators
- Z axis input
- Single Sweep
- V mode displays two signals unrelated in frequency
- Component tester



\$695

60MHz, CURSORS & READOUTS, DUAL TIME BASE

Model 2260

- Cursors and readouts
- 1mV/div sensitivity
- 23 calibrated ranges - main time base
- 19 calibrated ranges - delayed time base
- Signal delay time
- V-mode - displays 2 signals unrelated in frequency
- Component tester
- Z-axis input
- Single sweep



\$1225

20MHz DUAL-TRACE

Model 2120B - 2 Year Warranty

Special \$375

Model 2125A with delayed sweep

\$539.95



- 1mV/division sensitivity
- AUTONORM triggered sweep operation
- AC, TVH, TVV and line coupling
- Calibrated 19 step time base with x10 magnifier
- Compact low-profile design

Affordable Spectrum Analyzers by B&K

500MHz Series

- Model 2615 - \$1595
- Model 2620 w/ tracking generator - \$1895

1.05GHz Series

- Model 2625 - \$2395
- Model 2630 w/ tracking generator - \$2995



Quality Scopes by Elenco

Lowest Prices of the Year!



60MHz

DS-603 \$1350

- Analog / Digital Storage
- 20MS/s Sampling Rate

S-1360 \$749


- Analog with Delayed Sweep

100MHz

S-1390 \$995

- Analog

Includes Free Dust Cover and Probes



25/30MHz

DS-303 30MHz \$1095

DS-203 20MHz \$725

- Analog / Digital Storage

S-1330 \$439

- 25MHz Analog
- Delayed Sweep

S-1325 \$325

- 25MHz Analog

2 Year Warranty

SIMM MODULE TESTER

B & K 898

\$625

- Tests 72 and 30-pin SIMMs to 36 bits.
- Stand alone and portable. No other equipment required.
- Automatically identifies width, depth and speed of SIMMS.
- 10 built-in tests identify most memory defects. Preheat cycle prior to test.



Fluke Multimeters

Model 70III	\$85	Model 83	\$235
Model 73III	\$115	Model 85	\$269
Model 75III	\$139	Model 87	\$289
Model 77III	\$154	Model 863E	\$475
Model 79III	\$175	Model 867BE	\$650

PORTABLE SEMICONDUCTOR TESTER

B&K 510

- In or out-of-order circuit tests for transistor, FETs, SCR's and darlington's.



\$199.00

B&K Precision Multimeters

Model 391	\$143	Model 388A	\$99
Model 390	\$127	Model 2707	\$75
Model 389	\$109	Model 2860A	\$79
Model 5390	\$295	Model 5370	\$219
Model 5380	\$265	Model 5360	\$195

MX-9300

Four Functions in One Instrument

Features:

- One instrument with four test and measuring systems:
 - 1.3GHz Frequency Counter
 - 2MHz Sweep Function Generator
 - Digital Multimeter
 - Digital Triple Power Supply
- 0-30V @ 3A, 15V @ 1A, 5V @ 2A



\$459⁹⁵

GUARANTEED LOWEST PRICES

C&S SALES, INC.

150 W. CARPENTER AVENUE
WHEELING, IL 60090
FAX: (847) 541-9904 (847) 541-0710
http://www.elenco.com/cs_sales/




15 DAY MONEY BACK GUARANTEE

FULL FACTORY WARRANTY
PRICES SUBJECT TO CHANGE WITHOUT NOTICE

UPS SHIPPING: 48 STATES 5%
OTHERS CALL FOR DETAILS
IL Residents add 8.25% Sales Tax

July 1998, Electronics Now

Slot Machines \$ 449.00



Free Shipping
Slot Machine Demo
Video \$ 5.99
40 - Minutes
33" High 20" Wide 14" Deep
Brochure \$ 1.00
Magic Box
Test Chips
Filter Kits
Notch Filters



Video Media www.nutnet.com
P.O. Box 93/6025
Margate, FL 33093
(954)-752-9202



ADAPT-11 68HC11 Modules for Solderless Breadboards

- miniature 2.0" by 2.8" module
- plugs vertically into solderless breadboard for easy development
- BOOT/RUN switch for easy programming via PC serial port
- all I/O lines on dual row connector



Complete modular prototyping system!
Expansion accessories available!

For just US\$74.95, our Starter Package (AD11SP) provides everything you need to get going fast! Now you can harness the power of the popular 68HC11 in your projects! Includes ADAPT-11 with 68HC811E2, providing 2K EEPROM (re-programmable), 8 channel 8-bit Analog-to-Digital Converter (ADC), hardware timers, counters, interrupts, Serial Peripheral Interface (SPI), Serial Communications Interface (SCI), & more! On-board RS-232 interface (cable included), 5-volt regulator, 8MHz crystal, reset circuit, and convenient program/run switch. Comes with non-commercial versions of 68HC11 Assembler, BASIC, & C, as well as handy utilities & example code. Includes Motorola 68HC11 Pocket Programming Reference Guide and manual with schematic. All you need is a PC to write & program your software, a DC power supply, and a solderless breadboard (for protoboard) to build your application circuits on (for use our modular accessories).

Visa • MasterCard • American Express • Discover

TECHNOLOGICAL ARTS

309 Aragona Blvd., Suite 102, Box 418, Va. Beach, VA 23462
1644 Bayview Avenue, Box 1704, Toronto ON M4G 3C2
voice/fax: (416) 963-8996 www.interlog.com/~techart

Make your own circuit boards at home!!

Don't project-board your electronics circuits. Afford-A-Board them!! Our complete line of circuit board manufacturing equipment lets you create professional single or double-sided circuit boards in your own home. We manufacture affordable, developing, etching and stripping tanks. Afford-A-Board is your source for 2-sided photo-sensitive copperclad board.

12x12 FR4 1 oz. DS \$15.99

Call for our low, low pricing on film, chemicals and drill bits.

Afford-A-Board
P.O. Box 32613
Kansas City, MO 64171
Tel: (913) 385-1843
Fax: (913) 895-9330
(888) 454-1017

Visa/AMEX/MC/Cash COD/MO

FRIENDLY LITTLE MICRO CONTROLLER

\$149
(single)



...packs a **MEAN** punch
a.k.a. "Steroid Stamp"

- 39 I/O + 8 A/D (10 bit) •
- 128K SRAM + 128K Flash •
- LCD/Keypad Interface •
- Fast 16 bit Motorola CPU •
- Affordable C Compiler •
- Comprehensive s/w Library •

* Intec Automation Inc. v. 250-721-5150
www.islandnet.com/~iii fx. 250-721-4191

Printed Circuits in Minutes Direct From LaserPrint!

8 1/2" x 11"
* Or Photocopy
**Use standard household Iron or P-n-P Press.



Use Standard Copper Clad Board
20 Shts \$30/ 40 Shts \$50/ 100 Shts \$100
Visa/MC/PO/Ck/MO \$4 S&H

Techniks Inc.
P.O. Box 463
Ringoes NJ 08551
ph. 908.788.8249 fax 908.783.8837
<http://chelsea.ios.com/~techniks>
Retail Dealer Inquiries Invited

Microcontroller Tools

PIC In-Circuit Emulator

for the PIC16Cxx from \$295

PIC Programmer \$155

80C552 (8051) Development
Training System \$235

68HC11 SBC \$120

ROMY-16 EPROM Emulator
from \$195

Universal Microprocessor
Simulator/Debugger (including
Assembler, and Disassembler)
\$100 each CPU

J&M Microtek, Inc.

83 Seaman Rd, W Orange, NJ 07052
Tel: (973) 325-1892 Fax: (973) 736-4567
<http://www.im-micro.com>

7 SECOND IC REMOVER

Remove 100's of good IC's per hour
Won't damage IC's or circuit boards



8 Desoldering Tools
(Remove 6 thru 40 pin IC's) \$ 89.95
10 Desoldering Tools
(Remove 6 thru 64 pin IC's) \$114.95

FRANKS ELECTRONICS

P. O. BOX 357 — GLEN, MISS. 38846
Orders By Mail Only. No COD's.

FREE SERVICE TIPS PROGRAM

KD T-V

18,700 tips!

TV - VCR - Camcorder - Audio
Computer Monitor - Microwave

Download from our website

<http://www.kdtviwe.com>

Upgrade to full version 46,000 tips
only \$59

Used by professional repair shops!

Disk program runs in Dos or Windows

- Symptom Search
- Tips Exchange
- Print & Edit
- Add your tips

KD TV / Indiana Wholesale Elect
514 3rd St., Aurora IN 47001

1-888-KD-STIPS



Laser Modules

Variety of laser modules from 635 to 830 nm with 5-40 mW output power. *World Star Tech.* also has TTL modulated laser modules, adjustable focus laser modules, line generators and etc.



Laser Pointer

Pen-size laser pointer has a range of 150-200 yard with high quality laser beam.

Ask for laser modules and laser pointers catalog

World Star Technologies, Inc.

20 Carlton Str. Unit 1626
Toronto, M5B 2H3 Canada
Ph: 416 204 6298 Fax: 416 596 7619
laser@arcos.org

You can visit us on <http://web.arcos.org/laser>

Roger's Systems Specialist

Order
On-Line!



800-366-0579

"We Have Great Connections"
Computer - Communications
Network - Audio - Video

Call for a
FREE catalog!

www.rogerssystems.com

MONITOR CABLES

6' HD15 TO 5 BNC
MALE TO MALE
CC-VGA-5BNC
\$12.00 EA



CD Jewel Case Replacement for original case



#TM-CD1
\$.40 each



Special I-EEE 1284 Printer Cable

10' Bi-Directional
DB25 Male to
Mini Centronic 36
A.K.A. type "A" - "C"
#CC-PR6-BIMIN
\$.89 each




FANS

FOR COOLING
PENTIUM II
PROCESSORS
-BALL BEARING
W/SENSOR WIRE-
TM-FAN-PENT2
\$16.00 EA

PRINTER CABLES

10' DB25 TO CENTRONICS
MALE TO MALE
FOR HP, EPSON,
CANON AND OTHERS

CC-PR1-1284
\$9.00 EA



Magnetic Mount Antenna

Standard UHF
connector,
Portable,
12 in. tall,
long cord
ONLY
\$7.50 each



ANDREA HEADPHONES W/MICROPHONE



-NOISE CANCELLING
MICROPHONE-
-USE WITH LEFT
OR RIGHT EAR-

#TM-165-MONO \$6.00 each

HARD DISK DRIVE
COOLER
-IVORY COLOR,
FITS IN 5 1/4" BAY-
TM-FAN-HDD
\$14.00 EA

Microphone

Stick-on monitor or clip on or
stick on shirt 6 ft. cord;
condenser mic.



#TM-MIC-2
\$2.00 each
100/\$1.00

Multimedia Microphone

Slim-desktop
microphone
TM-MIC-3 \$3.00 EA



Designer Mouse

3-button serial mouse
driver included
TM-290 \$6.00 each



IEEE-1284 AUTO SWITCH

1-computer to 2-devices
or
2-computers to 1-device
File transfer feature
no power needed
DS-212-IEEE software included
works with HP printers

\$64.00 EA


Parallel Port

DB25 Female to 26 pin socket



#CN-702 \$.50 each
100/\$.40

FLOPPY DISK FILE

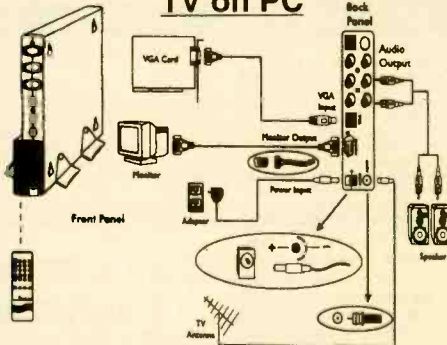


HOLDS 100 DISCS
W/ KEYLOCK
#TM-DSC-3
\$4.00 each

1" CASE STICKERS

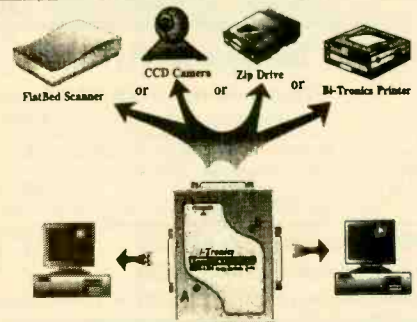
ASSORTED CASE
STICKERS TO PLACE IN
EMPTY SPACE ON
FRONT OF
COMPUTER CASE
\$1.00 EACH

TV on PC



#VA-1001 \$199.00 each

- *Enjoy TV programs even when PC is off
- *Supports NTSC and Video standards
- *Full function remote
- *MTS bilingual
- *On-screen display
- *VGA signal accessible at all times
- *Built-in line doubler
- *Teletext or closed caption version



Local 805-295-5577 Remember, We Have Great Connections...ForYou! FAX 805-295-8777

\$10.00 minimum order required • Add \$4.50 shipping for pre-paid orders
California residents add 8.25% tax • eMail Sales@RogersSystems.com

Call for quantity discounts • No out of state checks accepted • Most orders shipped same day

24895 Avenue Rockefeller, Valencia, CA 91355



CIRCLE 333 ON FREE INFORMATION CARD

BLOWOUT! **TIMELINE INC.** BLOWOUT!

Over 11 years and 29,000 customers and still growing

LIQUID CRYSTAL DISPLAYS

240x64 dot LCD with built-in controller.
AND 4021ST-EO. Unit is EL back-lit. \$59.00 or 2 for \$109.00 or
OPTREX. DMF5005 (non back-lit) \$49.00 or 2 for \$89.00
 20 character x 8 line
 7/16" x 2 1/2" H
The built-in controller allows you to do text and graphics.

Alphanumeric—parallel interface

16x1.....\$7.00	20x2.....\$10.00	32x2.....\$8.00
16x1 (lg. char.)...\$10.00	20x4.....\$15.00	40x1.....\$8.00
16x2.....\$7.00	20x4 (lg. char.)...\$10.00	40x2.....2 for \$20.00
16x2 (lg. char.)...\$10.00	24x2.....\$10.00	40x4.....\$20.00
16x4.....\$15.00	32x4.....\$10.00	4x2.....\$5.00

5V power required • Built-in C-MOS LCD driver & controller • Easy "microprocessor" interface • 98 ASCII character generator • *Certain models are backlit, call for more info.*

Graphics and alphanumeric—serial interface

size	Mfr.	price	size	Mfr.	price
640x480 (backlit)	Epson	\$25.00	480x128	Hitachi	\$10.00
640x400 (backlit)	Panasonic	\$20.00	256x128	Epson	\$20.00
640x200	Toshiba	\$15.00	240x128 (backlit)	Optrex	\$20.00
480x128 (backlit)	ALPS	\$10.00	240x64	Epson	\$15.00
			160x128	Optrex	\$15.00

6" VGA LCD 640X480, Sanyo LMDK55-22 \$25.00

LASER PRODUCTS

HeNe Laser Head (10mW max. output) TEM00. 15.5" long MFG: NEC \$89.00
Laser Power Supply (for HeNe tube) \$79.00

LASER SCANNER ASSEMBLY \$19.00

Assembly intended for a laser printer. Includes laser diode, polygon motor (6 sided) and misc. optics and lenses.

LASER DIODE (5mW) with collimator \$20.00

VISIBLE LASER DIODE: 5mw at 670nm \$15.00

Index guided. Threshold current 40 ma typical.

3 and 4mW, 1,300nm LASER DIODES, 5.6mm package, \$15.00

Mitsubishi Electric part number ML701BIR-E21A, General specs are:

1. Vop=1.25, Beam Divergence 25.6° x 28.6°; 2. Tc=24°C, Iop=19 to 20mA, ITH=10.7mA; 3. Wavelength range between 1,280nm and 1,330 nm

POLYGON MOTOR UNIT & DRIVER \$69.00

Ten-sided first surface mirror mounted on an armature that spins at 125 revolutions per second yielding a beam sweep rate of 1250 sweeps per second. The driver for the polygon unit requires 24 volts and plus and minus 12 volts to operate. There is also an f-theta lens in front of the polygon scanning mechanism with a three inch diameter. Great for optical experiments, etc. Very high quality units. (MFR: JAPAN ELECTRONICS)

POS & BAR CODE

MAGNETIC CARD READER \$25.00

Includes: • 20 character dot matrix display with full alpha-numeric capability • keypad with full alpha-numeric entry • separate 7.5 VDC/0.5 Amp power supply • standard telephone interface extension cord • lithium battery and flat-cone speaker.

HP bar code wand (HBCS 2300).....\$25.00

POWER SUPPLYS

SWITCHING POWER SUPPLYS \$12.00 or 2 for \$20.00 115/230 Volts

73 WATT (2) 4 pin power connectors attached • Dim: 8.5" L x 4.5" W x 2" H
 Output: +5V @ 2-9.75 A, +12V @ 0-1.5 A, -5V @ 0-0.4 A, -12V @ 0-0.5 A
60 WATT Dim: 8 1/2 x 4 x 3 • Output: 5V @ 6A + 12V @ 1A - 5V @ 1A - 12V @ 1A

CHARGE COUPLED DEVICES



"The Spy In The Sky" \$29.00 MATRIX TYPE

Thomson 576X550 pixel CCD

400-1, 100nm resolution and responsivity. \$500.00 Original cost device

Sony CCD Imager - designed for black and white composite video cameras. Picture elements: 384 (H) x 491 (V) \$29.00
 Chip size 10.7 (H) x 9.3 (V) mm² • Unit cell size 23.0 (H) x 13.4 (V) um².
 Ceramic 24 pin DIP package • Mfr: Sony, Part# 016AL

4096 element CCD \$15.00

1024 element CCD \$10.00

2048 element CCD \$10.00 • 1728 element CCD \$10.00

LINEAR TYPE

MISCELLANEOUS

ADAPTEC 4070A (RLL) OR 4000A (MFM), SCSI Controller, your choice \$25.00

IBM 370 option XT and AT emulation boards \$25.00

2539 W. 237th Street, Bldg. F, Torrance, CA 90505

Order desk only: **USA: (800) 872-8878 CA: (800) 223-9977**

L.A. & Technical Info: (310) 784-5488 Fax: (310) 784-7590

OEM INQUIRIES WELCOME

MONITORS

Non-Enclosed TTL

Comes with pinout. 12V at 1.4 Amp input • Horizontal frequency 15KHz. • Ability to do 40 and 80 column.

5 inch Amber \$25.00 • 7 inch Amber \$25.00
9 inch Amber or Green \$25.00

5" COLOR MONITOR \$39.00

• Flat Faceplate • 320 x 200 Dot Resolution • CGA & Hercules Compatible
 • 12 VDC Operation • 15.75 KHz Horiz. Freq. • 60 Hz Vert. Sync. Freq.
 • Open Frame Construction • Standard Interface Connector • Degaussing Coil included • Mfr. Samtron



9" COLOR SVGA MONITOR \$249.00

Fully Enclosed - Tilt and swivel type.

HACKER CORNER

EMBEDDED 486 COMPUTER \$99.00

Complete enhanced Intel 486SX-33 based computer in ultra small (9-7/8L x 6-5/8W x 3-1/8H) case. Ideal for embedded operations or as a second computer. Features include: • One 16 bit ISA slot • 3 serial ports plus dedicated printer port • Parallel optical coupled adapter port • Built in IBM PC/AT keyboard port • On board VGA video and port • Uses standard SIMM up to 32 MB • BIOS is PC/AT compatible

Unit has a backup Ni-Cd battery system in case of power failure (5 min. backup time) and lockable front cover to prevent floppy drive access. Mounting i/nterface provisions for standard 3.5" laptop floppy and 2.5 inch hard drives. Comes with very comprehensive manual.

Encased Spread Spectrum RF Modem \$199.00

The ProxLink Radio Module is a small communication device which replaces cables between RS-232 devices with wireless RF (Radio Frequency) technology. Attaching a pair of ProxLinks to any two devices with three wire asynchronous RS-232 ports allows wireless data transmission at rates up to 19.2 Kbaud (full duplex) over a range of 500 - 800 feet. Modules use 900 MZ spread spectrum radio for communication which does not require an FCC site license. A variety of configuration information (radio channel, baud rate, serial port configuration, etc.) can be programmed into module's non-volatile memory by host PC to provide compatibility and avoid overlapping systems. Configuration changes are supported by menu driver, on-board software. Commonly used Terminal Emulation software and transfer protocols can be used for configuring modules and transferring data between computers. ProxLinks require only 6-9 VDC (350 mA), RS-232 (9 pin sub - D) interface, and small (~ 4") whip antenna for operation. Unit size is 4.0" x 6.5" x 0.75". Installation schematics and application details available.

US made Micronics 486 VLB ALL in ONE \$39.00 or 2 for \$69.00

motherboard, supports 3.4 or 5V CPU, at either 25 or 33 mhz basic dock. Can use AMD or Intel from 486SX25 thru 486DX4-100 to HOT new AMD 5X86-133 cpu. On board SVGA video. On board 1 meg video ram expandable to 2 meg with ATI Mach 2 chip set. On board 2 high speed serial ports, 1 printer port, floppy and IDE hard drive controller. On board 256K cache. Uses 72 pin simm memory. Landmark speed rating of 479 with AMD chip.

Board will not fit standard All in One case because of non standard location of riser board. VLB riser board is included with motherboard.

COLOR CCD CAMERA \$149.00

• 12 VDC • 1/3-inch, CCD area image sensor • 514 (horizontal) x 491 (vertical) • 2:1 interlaced • 15.734 kHz (horizontal), 59.94 Hz (vertical) • 330 horizontal and 350 vertical lines • 10 Lx • 1V, NTSC signal format
 • Lens: 1/3-inch, fixed focus (F:2.8 f:5.6) • Dimensions: (W) 67 (2.63) x (H) 34 (1.45) x (D) 112.6 (4.43)

SONY Miniature Color LCD Display (LCX0058KB) \$29.00

1.4 CM (0.55 inch) Diagonal Full Color Display • Built In Horizontal and Vertical Drivers • Delta Dot Pattern for High Picture Quality - 537 dots (H) x 222 dots (V) • Compatible with NTSC & PAL Format and Sync Inputs • 12 VDC Operation with -1 to +17 V RGB Signal and Driver Input Voltage • Excellent Display for Virtual Reality Projects, Viewfinders, and Miniature Test Equipment Displays • Pin Outs and Specification Included • Unit Requires Clock, Synchronization and Video

CELL SITE TRANSCIVER \$49.00 2 for \$89.00

These transceivers were designed for operation in an AMPS (Advanced Mobile Phone Service) cell site. The 20 MHz bandwidth of the transceiver allows it to operate on all 666 channels allocated. The transmit channels are 870.030-889.980 MHz with the receive channels 45 Hz below those frequencies. A digital synthesizer is utilized to generate the selected frequency. Each unit contains two independent receivers to demodulate voice and data with a Receive Signal Strength Indicator (RSSI) circuit to select the one with the best signal strength. The transmitter provides a 1.5 watt modulated signal to drive an external power amplifier. Channel selection is accomplished with a 10 bit binary input via a connector on the back panel. Other interface requirements for operation are 26 VDC (unregulated) and an 18.930 MHz reference frequency for the digital synthesizer. The units contain independent boards for receivers, exciter, synthesizer, tunable front end, and interface assembly (which includes power supplies and voltage-controlled oscillator). Service manual, schematics and circuit descriptions included.

Encased Black & White Composite CCD Camera with Adapter

IR viewing to 1000 nm 7 1/2 x 2 1/2 W x 1 1/2 H
 Comes complete with CCD camera, mounting nut on bottom of casing, 12VDC power supply. Excellent low light capability, standard RCA NTSC video out. **\$89.00**

Great for: entryway security/remote monitoring, video conferencing/desktop video conferencing 2 for \$159.00

This miniature camera is perfect for multimedia computer applications as well as security and surveillance. NTSC output allows use with all popular video digitizing boards for Apple Macintosh and Microsoft video for Windows. Connects directly to any composite monitor or VCR with "video" input. Its razor-sharp wide-angle lens focuses from two inches to infinity and its state-of-the-art CCD technology accurately captures 16 level grayscale images for Quick Time movies and still pictures. Records at 30 frames per second and 260 lines resolution with excellent low light capability. Uses 12VDC (adapter supplied) and standard RCA cable.

Minimum Order: \$20.00. Minimum shipping and handling charge \$5.00. We accept cashiers checks, MC or VISA. No personal checks or COD's. CA residents add 8.25% sales tax. We are not responsible for typographical errors. All merchandise subject to prior sale. Phone orders welcome. Foreign orders require special handling. Prices subject to change without notice. 20% restocking fee for returned orders.

MCM ELECTRONICS®

The Source For
All Of Your
Electronics Needs

Prices Effective June 4
through July 31, 1998

When ordering, please
provide this code: ▾

SOURCE CODE: ENS48

For over 20 years, MCM has been the leading supplier to the electronics service industry. Huge inventory, rapid delivery and competitive prices have made MCM the choice for:

- Hobbyists
- Educators
- Service Technicians
- Installers

Discover the MCM difference, call today for your free catalog.



"LinKer II" Telephone Line Simulators

Full featured bi-directional line simulator tests modems, fax machines, answering machines and standard telephones without connection to your phone lines. Caller ID version generates nine pre-programmed Caller ID messages. Meets all Bellcore specifications. Generates true dial tone (350Hz and 440Hz at -15dB) and 20Hz ring (1.5 REN).

Order #	Description	(ea.)
72-6548	LinKer II	\$229.00
72-6549	Caller ID Linker II	379.00



Telephone Information Recorder

Clearly records both sides of a telephone conversation. Also captures and displays the outgoing number, and all incoming Caller ID information as the call is in progress and when the tape is played back. Records four hours on a standard cassette tape.

Order #	(ea.)
36-1125	\$199.00



FREE Catalog!



MCM AUDIO SELECT™ Poly Treated 5 1/2" Paper Cone Woofer

Treated cone resists moisture and provides exceptionally smooth response. Power capacity 60/100W RMS/peak, frequency response 48Hz-6KHz, 1", 8ohm voice coil, 13.3 oz. magnet.

Order #	Reg.	
55-1205	\$10.29	\$7.99

SAVE 22%



Popular Replacement Tweeter

Trim profile allows mounting in tight spaces. 4 1/4" diameter, 3 oz. magnet. Power capacity 10W RMS, frequency response 2-20KHz. 8ohm.

Order #	Reg.	
53-020	\$4.99	\$3.99

SAVE 20%



MCM AUDIO SELECT™ 8" Polypropylene Woofer

Poly cone provides immunity to humidity, making this ideal for automotive applications. Power capacity 70/100W RMS/peak, frequency response 40Hz-3.5KHz, 1 1/2" voice coil, 18 oz. magnet. Foam surround. 8ohm.

Order #	Reg.	
55-1195	\$12.50	\$10.50

SAVE 16%



ATC Lead Wire Fuse

Finally there is a fast, easy and low cost way to tap an automotive fuse box. Standard ATC type fuse has attached 6" lead wire, making accessory connection a snap!

Order #	Amperage	Order #	Amperage
60-3855	5	60-3875	20
60-3860	7.5	60-3880	25
60-3865	10	60-3885	30
60-3870	15		

Your choice \$2.29



32 Piece Security Bit Set

Handy pocket size set contains many of the bits commonly used to remove tamper resistant screws found in many of today's electronic products. Items like IBM PS/2 monitors, cable boxes and telephone equipment. Contains torq bits, spanner bits, tri wing bits, security hex and torx bits, all housed in a pocket sized carrying case. Bits fit any standard 1/4" driver.

Order #	(ea.)
22-1875	\$15.39



High Power FM Transmitter

Pre-assembled module transmits line-level audio to any standard FM radio. Output may be adjusted from 88-108MHz. Requires 9-15VDC supply, 150mA. Recommended power supply of eight "AA" batteries or AC adaptor (not included). Board dimensions 2" x 2 1/2" x 3/4".

Order #	Description	(ea.)
28-4851	Transmitter Module	\$24.95
58-1490	12VDC, 500mA Adaptor	2.61

1-800-543-4330

www.mcmelectronics.com

Hours: M-F 7 a.m.-9 p.m., Sat. 9 a.m.-6 p.m., EST.

Same Day Shipping!

In stock orders received by 5:00 p.m. (YOUR TIME), are shipped the same day.



MCM ELECTRONICS®

650 CONGRESS PARK DR.
CENTERVILLE, OH 45459
A PREMIER FARNELL Company

SOURCE CODE: ENS48

CMM

Monitor Test Equipment

Checker 12e



Now you can repair and test Computer monitors with ease. With sweep rates up to 64Khz., eight step gray scale, white screen, single color mode. Mac II, EGA, CGA support, you can run almost ANY PC monitor. And it is EASY to use. Color front panel displays show just what you should see. Don't let its' small size fool you. It is the most powerful handheld available, and it supports ALL basic VGA modes (some don't). It is suitable for bench or field operations. Battery or AC operation.

PRICE: \$295

Checker Jr.



Looking for a SMALL battery operated monitor test pattern generator that will fit in your pocket? The Checker Jr. is it. It displays a very useful 64 color pattern. You can evaluate size, focus, linearity, color tracking, and balance. It operates in the 640 480 mode (31.5Khz - 60Hz.) and is very easy to use. Use it anywhere.

PRICE: \$99.95

Checker TV Pro & TV Jr.



The TV Pro is just the tool for your repair bench. It provides Video, S-Video, and RF outputs. It also has the most important pattern, GRAY SCALE! You can't set up a color TV without it. All with NTSC standards and COMPLEX sync. The RF output also includes an audio tone and STEREO signaling. With colorbars, gray scale, crosshatch with dots you can set and test quickly.

Checker TV Pro...PRICE: \$499.95

The TV Jr. is a small NTSC video generator with colorbars crosshatch with dots, white red blue green, and black screens. Small enough to fit in your pocket, powerful enough to drive the largest projection TV!

Checker TV Jr....PRICE: \$129.00

Computer & Monitor

Maintenance, Inc.
 1-800-466-4411 • 770-662-5633
<http://www.computermonitor.com>

ATTENTION DEALERS: WHOLESALE ONLY!



Formerly JES, Inc.

**BEST PRICES!
 FAST SERVICE
 SAME DAY SHIPPING**

EXCLUSIVE:



NEW! Wavemaster 99 Channel

• Sleep Timer • Std./HRC Switch • Parental Control

10+	20+	50+
\$57	52	45



	5+	10+	20+
Panasonic 145	\$72	65	60
Refurb. Panasonic 145	57	55	52
Panasonic 100	52	49	--
Panasonic 175	---	CALL!	---
Starcomm DQN (99 ch; Refurb.)	49	45	39

**TOLL FREE:
 800-322-9690**



**FAX:
 516-246-5634**

**ABC ELECTRONICS 315 7TH AVE N. MPLS. MN. 55401
 (612)332-2378 FAX (612)332-8481 E-MAILSURP1@VISI.COM
 WE BUY TEST EQUIPMENT AND COMPONENTS.
 VISIT US ON THE WEB AT WWW.ABCTEST.COM**

TEK 7B15 1 GHZ DELAYING TIME BASE	\$250.00	TEK 2245 100 MHZ 4 CHANNEL O-SCOPE	\$800.00
TEK 1470 NTSC GENERATOR	\$500.00	TEK 7A19 600 MHZ SINGLE TRACE AMPLIFIER	\$150.00
TEK 7A26 200 MHZ DUAL TRACE AMPLIFIER	\$75.00	TEK 7B85 400 MHZ DELAYING TIME BASE	\$125.00
TEK 7904 500 MHZ MAIN FRAME	\$250.00	TEK 7S11 SAMPLING PLUG IN	\$200.00
TEK 7S12 GENERAL PURPOSE SAMPLER	\$350.00	FLUKE 95 SCOPE METER NO PROBES	\$600.00
TEK 453 50MHZ OSCILLOSCOPE	\$200.00	TEK 146 NTSC GENERATOR	\$500.00
DRANETZ 626 DISTURBANCE ANALYZER	\$1,500.00	HP 8182A 50 MHZ PATTERN GENERATOR	\$800.00
GENRAD 1657 RLC BRIDGE	\$750.00	PHILLIPS PM3296 400 MHZ OSCILLOSCOPE	\$1,000.00
TEK 7D20 PROGRAMMABLE DIGITIZER	\$500.00	EMI SCR 7.5-300 7.5V 300A POWER SUPPLY	\$500.00
TEK 465 100 MHZ OSCILLOSCOPE	\$400.00	HP 8558B SPECTRUM ANALYZER	\$1,500.00
TEK 465B 100 MHZ OSCILLOSCOPE	\$450.00	WAVETEK 175 WAVE FORM GENERATOR	\$500.00
TEK 2335 100 MHZ OSCILLOSCOPE	\$800.00	WAVETEK 157 PROG. WAVE FORM SYNTH.	\$250.00
TEK 2215 60 MHZ OSCILLOSCOPE	\$350.00	RACAL DANA 1901 100 MHZ COUNTER	\$200.00
TEK 496P 1KHZ-1.8GHZ SPECTRUM ANALYZER	\$5,000.00	VALHALLA 2790B SYSTEM INTERFACE	\$150.00
BRADLEY 132 SCOPE CALIBRATOR	\$700.00	GENRAD 1683 RLC BRIDGE	\$300.00
PHILLIPS PM3350A 60 MHZ DIG.STORAGE SCOPE	\$1,000.00	HP 3455A MULTIMETER	\$300.00
HP 8601A 110 MHZ SWEEP/SIGNAL GENERATOR	\$400.00	HP 3456A MULTIMETER	\$450.00
FLUKE 5200A AC CALIBRATOR	\$1,500.00	FLUKE 77 DMM "NEW"	\$120.00
HP 54100A 1GHZ DIGITIZING OSCILLOSCOPE	\$3,000.00	TEK TM504 4 SLOT POWER FRAME	\$125.00
HP 8170A LOGIC PATTERN GENERATOR	\$150.00	HP 4955A PROTOCOL ANALYZER	\$500.00
SYSTRON DONNER DPSD 50	\$500.00	MAGTROL 4614 POLYPHASE POWER ANLZR.	\$300.00
LEADER LSG215A 125 MHZ SIGNAL GENERATOR	\$700.00	TEK CT-5 HIGH CURRENT TRANSFORMER	\$500.00
TEK TM506 POWER MODULE	\$150.00	FLUKE 8502A 6.5 DIGIT DMM TRUE RMS	\$350.00
PHILLIP PM5785 PULSE GENERATOR	\$750.00	FLUKE 1952 80 MHZ COUNTER	\$200.00
WAVETEK CT235 AC/DC CURRENT PROBE	\$120.00	TEK 475 200MHZ SCOPE	\$500.00

REMEMBER, ONLY YOU CAN PREVENT FOREST FIRES.

A Public Service of the USDA Forest Service and Your State Forester.



Synthesized FM Stereo Transmitter



Microprocessor controlled for easy frequency programming using DIP switches, no drift, your signal is rock solid all the time - just like the commercial stations. Audio quality is excellent, connect to the line output of any CD player, tape deck or mike mixer and you're on-the-air. Foreign buyers will appreciate the high power output capability of the FM-25; many Caribbean folks use a single FM-25 to cover the whole island! New, improved, clean and hum-free runs on either 12 VDC or 120 VAC. Kit comes complete with case set, whip antenna, 120 VAC power adapter - easy one evening assembly.

FM-25, Synthesized FM Stereo Transmitter Kit \$129.95

Tunable FM Stereo Transmitter



A lower cost alternative to our high performance transmitters. Offers great value, tunable over the 88-108 MHz FM broadcast band, plenty of power and our manual goes into great detail outlining aspects of antennas, transmitting range and the FCC rules and regulations. Connects to any cassette deck, CD player or mixer and you're on-the-air, you'll be amazed at the exceptional audio quality! Runs on internal 9V battery or external power from 5 to 15 VDC, or optional 120 VAC adapter. Add our matching case and whip antenna set for a nice finished look.

FM-10A, Tunable FM Stereo Transmitter Kit \$34.95
CFM, Matching Case and Antenna Set \$14.95

RF Power Booster Amplifier



Add some serious muscle to your signal, boost power up to 1 watt over a frequency range of 100 KHz to over 1000 MHz! Use as a lab amp for signal generators, plus many foreign users employ the LPA-1 to boost the power of their FM Stereo transmitters, providing radio service through an entire town. Power required: 12 to 15 volts DC at 250mA, gain of 38dB at 10 MHz, 10 dB at 1000 MHz. For a neat, professionally finished look, add the optional matching case set.

LPA-1, Power Booster Amplifier Kit \$39.95
CLPA, Matching Case Set for LPA-1 Kit \$14.95
LPA-1WT, Fully Wired LPA-1 with Case \$99.95

Micro FM Wireless Mike



World's smallest FM transmitter. Size of a sugar cube! Uses SMT (Surface Mount Technology) devices and mini electret condenser microphone, even the battery is included. We give you two complete sets of SMT parts to allow for any errors or mishaps-build it carefully and you've got extra SMT parts to build another! Audio quality and pick-up is unbelievable, transmission range up to 300 feet, tunable to anywhere in standard FM band 88 to 108 MHz. 7/8" x 3/8" x 3/4".

FM-5 Micro FM Wireless Mike Kit \$19.95

Crystal Controlled Wireless Mike



Super stable, drift free, not affected by temperature, metal or your body! Frequency is set by a crystal in the 2 meter Ham band of 146.535 MHz, easily picked up on any scanner radio or 2 meter rig. Changing the crystal to put frequency anywhere in the 140 to 160 MHz range-crystals cost only five or six dollars. Sensitive electret condenser mike picks up whispers anywhere in a room and transmit up to 1/4 mile. Powered by 3 volt Lithium or pair of watch batteries which are included. Uses the latest in SMT surface mount parts and we even include a few extras in case you sneeze and lose a part!

FM-6, Crystal Controlled FM Wireless Mike Kit \$39.95
FM-6WT Fully Wired FM-6 \$69.95

RAMSEY

Super Pro FM Stereo Radio Transmitter



A truly professional frequency synthesized FM Stereo transmitter station in one easy to use, handsome cabinet. Most radio stations require a whole equipment

rack to hold all the features we've packed into the FM-100. Set frequency easily with the Up/Down freq buttons and the big LED digital display. Plus there's input low pass filtering that gives great sound no matter what the source (no more squeals or swishing sounds from cheap CD player inputs!) Peak limiters for maximum 'punch' in your audio - without over modulation, LED bargraph meters for easy setting of audio levels and a built-in mixer with mike and line level inputs. Churches, drive-ins, schools and colleges find the FM-100 to be the answer to their transmitting needs, you will too. No one offers all these features at this price! Kit includes cabinet, whip antenna and 120 VAC supply. We also offer a high power export version of the FM-100 that's fully assembled with one watt of RF power, for miles of program coverage. The export version can only be shipped outside the USA, or within the US if accompanied by a signed statement that the unit will be exported.

FM-100, Professional FM Stereo Transmitter Kit \$299.95
FM-100WT, Fully Wired High Power FM-100 \$429.95

AM Band Radio Transmitter



Ramsey AM radio transmitters operate in the standard AM broadcast band and are easily set to any clear channel in your area. Our AM-25, 'pro' version, fully synthesized transmitter features easy frequency setting DIP switches for stable, no-drift frequency control, while being jumper settable for higher power output where regulations allow. The entry-level AM-1 uses a tunable transmit oscillator and runs the maximum 100 milliwatts of power. No FCC license is required, expected range is up to 1/4 mile depending upon antenna and conditions. Transmitters accept standard line-level inputs from tape decks, CD players or mike mixers, and run on 12 volts DC. The Pro AM-25 comes complete with AC power adapter, matching case set and bottom loaded wire antenna. Our entry-level AM-1 has an available matching case and knob set for a finished, professional look.

AM-25 Professional AM Transmitter Kit \$129.95
AM-1 Entry level AM Radio Transmitter Kit \$29.95
Cam Matching Case Set for AM-1 \$14.95

Tone-Grabber Touch Tone Decoder / Reader



Dialed phone numbers, repeater codes, control codes, anywhere touch-

tones are used, your TG-1 will decode and store any number it hears. A simple hook-up to any radio speaker or phone line is all that is required, and since the TG-1 uses a central office quality decoder and microprocessor, it will decode digits at virtually any speed! A 256 digit non-volatile memory stores numbers for 100 years - even with the power turned off, and an 8 digit LED display allows you to scroll through anywhere in memory. To make it easy to pick out numbers and codes, a dash is inserted between any group or set of numbers that were decoded more than 2 seconds apart. The TG-1 runs from any 7 to 15 volt DC power source and is both voltage regulated and crystal controlled for the ultimate in stability. For stand-alone use add our matching case set for a clean, professionally finished project. We have a TG-1 connected up here at the Ramsey factory on the FM radio. It's fun to see the phone numbers that are dialed on the morning radio show! Although the TG-1 requires less than an evening to assemble (and is fun to build, too!), we offer the TG-1 fully wired and tested in matching case for a special price.

TG-1, Tone Grabber Kit \$99.95
CTG, Matching Case Set for TG-1 Kit \$14.95
TG-1WT, Fully Wired Tone Grabber with Case \$149.95
AC12-5, 12 Volt DC Wall Plug Adapter \$9.95

The Cube World's Smallest TV Transmitter



Perfect video transmission from a transmitter you can hide under a quarter and only as thick as a stack of four pennies - that's a nickel in the picture! Transmits color or B&W up to 150' to any TV



tuned to cable channel 59 with a solid 20 mW of power. Crystal controlled for no frequency drift with performance that equals law enforcement models that cost hundreds more! Deluxe model includes sound using a sensitive built-in mike that will hear a whisper 15 feet away! Units run on 9 volts and hook-up to most any CCD camera. Our cameras shown below have been tested to mate perfectly with The Cube and work great. Fully assembled.

C-2000 Video Transmitter Cube \$89.95
C-3000 Video and Audie Transmitter Cube \$149.95

CCD Video Cameras



If you're looking for a good quality CCD board camera, stop right here! Our cameras use top quality Japanese Class

'A' CCD arrays, not the off-spec arrays that are found on many other cameras. You see, the Japanese suppliers grade the CCDs at manufacture and some manufacturers end up with the off-grade chips due to either cost constraints or lack of buying 'clout'. These cameras have nice clean fields and excellent light sensitivity, you'll really see the difference, and if you want to see in the dark, these are super IR (Infra-Red) sensitive! Available with Wide-angle (80°) or super slim Pin-hole style lens. Both run on 9 VDC and produce standard 1 volt p-p video. Add one of our transmitter units for wireless transmission to any TV set, or add our Interface board (below) for Audio sound pick-up and direct wire connection to any Video monitor or TV video/audio input jacks. Fully assembled.

CCDWA-2 CCD Camera, wide-angle lens \$99.95
CCDPH-2 CCD Camera, slim fit pin-hole lens \$99.95
IR-1 IR Illuminator Kit \$24.95

CCD Camera Interface Board



Here's a nifty little kit that eases hook-up of your CCD camera module to any video monitor, VCR or video input TV set. The board provides a voltage regulated and filtered source to power the camera (CCD Cameras require a stable source of power for best operation), sensitive electret condenser mike for great sound pick-up, and RCA Phono jacks for both audio and video outputs. Runs on 11 - 20 VDC.

IB-1 Interface Board Kit \$14.95

Call for our Free Catalog!

RAMSEY ELECTRONICS, INC.
793 Canning Parkway
Victor, NY 14564

Order Toll-free: 1-800-446-2295
Sorry, no tech info or order status at this number

Technical Info, Order Status
Call Factory direct: (716) 924-4560
www.ramseyelectronics.com



ORDERING INFO: Satisfaction Guaranteed. Examine for 10 days. If not pleased, return in original form for refund. Add \$6.95 for shipping, handling and insurance. Orders under \$20, add \$3.00. NY residents add 7% sales tax. Sorry, no CODs. Foreign orders, add 20% for surface mail or use credit card and specify shipping method.

MY PERSONAL GUARANTEE with the New & Improved More Vacuum **DEN-ON SC7000Z**

Lane Norman - Norman's Electronics Inc. Atlanta GA 404-451-5057
A cost effective solution to desoldering equipment at less than half the price of most equipment. It's performance is ASTOUNDING.

Mike Murphy - Service Center - Van Nuys CA 818-785-7805

The single best investment of repair equipment we've made. It outperforms all other desoldering tools we've used. Easier to use and least expensive.

Quicker Vacuum

George McKinzie - MCK Electronics, Inc. - Nisswa MN - 218-963-4400

A marvelous instrument, a real time saver and has a tremendous vacuum for it's size. The size and portability is also a great advantage.

Dick Manning - Dicks Electronics - Hartland WI 414-367-8339

The ease & speed of component removal greatly increases productive time. The SMD kit makes SMD removal a breeze, even for inexperienced Techs.

George Hefner - Hefner Electronics - Coleridge NE 402-283-4333

Being a one-man service center, I hesitated to spend the money on a desoldering tool, however all that changed when I nearly ruined a \$400 computer logic board. It has cut my desoldering time by 50%



FREE TRIAL

Available on Request

Sale Price
\$395.00

Price includes
stand worth \$25.00
one extra filter, and
two tip cleaners.

Don Cressin - Certified Electronics Service - Ellicott City MD 301-461-8008

We have obtained excellent results with the SC7000Z including repairing high density O/V tuners. It is one of the best purchases we have made.

Doug Pettit - LuRay Electronics - LuRay VA 703-743-5400

We found that the SC7000Z not only saves money vs. wick, but saves valuable time in troubleshooting. It allows you to be more accurate in removing SMD's.

Randy Whitehead - Service West - Salt Lake City UT 801-262-4069
My Techs thought it would be a waste. I bought one anyway after a demo. My Techs then fought over it. Now we have three. It is the Best desoldering tool we have ever used.

Service Managers, Owners, CEO's, CFO's

My personal guarantee to you is that after 90 days of ownership, if you are not convinced that you have made a wise decision for your business with the purchase of the SC-7000Z desoldering tools, your investment will be fully refunded with the return of the merchandise. Now you have no reason not to try it.

Jerry Howard, President.

Check us out on the WEB
<http://www.heinc.com>
Order from web site for 5% discount

New Specifications

- ◆ Voltage _____ AC100V, 120V, 230V, 50/60Hz
- ◆ Power Consumption _____ 120W
- ◆ Pump _____ Diaphragm Type
- ◆ Motor Output _____ 12W
- ◆ Vacuum Attained _____ 650mmHg
- ◆ Temperature Range _____ 300°C - 500°C (572°F - 932°F)
- ◆ Air Flow Rate _____ 15 Liter/Minute (Open)
- ◆ Heater _____ 100W (Ceramic)
- ◆ Control System _____ Feed Back Zero Cross-over Type
- ◆ Net Weight _____ 420Grams
- ◆ Max. Temp. of Hot Blow _____ 400°C
- ◆ The Most Cost Effective Desoldering Tool in the World.

Visa - M/C - Discover - American Express - Terms to Qualifying Companys
30 Day Money Back Total Satisfaction Guarantee - One Year Parts and Labor Warranty

HEIN ELECTRONIC
INSTRUMENTS INC
Your Desoldering Specialists

Toll Free U.S. and Canada

1-800-394-1984

Web Site www.heinc.com
E-Mail sales@heinc.com
International (316) 744-1993
or Fax (316) 744-1994

Our Complete Catalog is now online 

www.cir.com

Circuit Specialists Inc.

SINCE 1971

Check Out What We Have To Offer:

Fantastic DMM Offer!!!

Don't let the price fool you. This meter is a digital multimeter designed for engineers and hobbyists. Equipped with 5 functions and 19 ranges. Each test position is quickly and easily selected with a simple turn of the FUNCTION/RANGE selector rotary switch.

General Rubber Boot Included

Display: 3-1/2 Digit LCD, 21mm Figure Height with Automatic Polarity
Overrange Indication: 3 Least Significant Digits Blank

Temperature for Guaranteed Accuracy: 23°C ± 5°C RH < 75%

Temperature Ranges:

Operating: 0°C to 40°C (32°F to 104°F)
Storage: -10°C to 50°C (14°F to 122°F)

Power: 9V Alkaline or Carbon-Zinc Battery (NEDA1604)

Low Battery Indication: BAT on Left of LCD Display

Dimensions: 188mm long x 87mm wide x 33mm thick

Net Weight: 400g

DC Voltage (DCV)

Range: Resolution: Accuracy:
200mV 100µV
2000mV 1mV ±(1%rdg+2dgts)
20V 10mV
200V 100mV
1000V 1V

Maximum Allowable Input: 1000V DC or Peak AC.

DC Current (DCA)

Range: Resolution: Accuracy:
200µA 100nA
2000µA 1µA ±(1.2%rdg+2dgts)
20mA 10µA
200mA 100µA ±(1.2%rdg+2dgts)
10A 10mA

Overload Protection: mA Input. 2A/250V fuse.

\$1900 any qty



Our Best Offer Ever on a

High Quality Full Sized DMM

Resistance (Ω)

Range: Resolution: Accuracy:
200Ω 100mΩ
2000Ω 1Ω ±(1.2%rdg+2dgts)
20kΩ 10Ω
200kΩ 100Ω
2000kΩ 1kΩ

20MΩ 10kΩ ±(2%rdg+10dgts)

AC Voltage (ACV)

Range: Resolution: Accuracy:
200V 100mV ±(1.2%rdg+10dgts)
750V 1V

ohFE Test

Measures transistor hFE.
Frequency Range: 45Hz-450Hz
Maximum Allowable Input: 750V rms
Response: Average Responding. Calibrated in rms of a Sine Wave.

Maximum Open Circuit Voltage: 2.8V

Diode Test
Measures forward voltage drop of a semiconductor junction in mV test current of 1.5mA Max.

CAT NO	DESCRIPTION	PRICE
9300G	Rugged High Quality DMM with Rubber Boot	\$19.00

Positive Photofabrication Kit Make your own PCB's

Kit Includes the basic items needed to fabricate pre-sensitized printed circuit boards (does not include artwork). Also included is a basic process guide to assist the user in the basics of exposing, developing and etching a PCB. All items fit conveniently in the plastic development tray, and a tight fitting lid is included for handy storage. Additional recommended supplies for fabricating PCB's are: exposure bulb, etchant tank, eye protection, art-work, paper towels.

Kit Includes

- 1 each 3"x5" pre-sensitized single sided PCB
- 1 each 4"x6" pre-sensitized single sided PCB
- 1 each 6"x6" pre-sensitized single sided PCB
- 1 each 500ml developer liquid
- 1 each 500ml ferric chloride etching liquid
- 2 each foam brushes
- 1 each plastic development tray
- 1 each rubber gloves
- 1 each instruction sheet



new!

CAT NO	DESCRIPTION	PRICE
416-K	Photofabrication Kit	\$27.95

CIRCUIT SPECIALISTS, INC. RECEIVE OUR LATEST 132 PAGE CATALOG!

SINCE 1971 800-811-5203
602-464-2485
602-464-5824 (FAX)

WE ACCEPT:   



Positive Photo Resist Pre-Sensitized Printed Circuit Boards

These pre-sensitized printed circuit boards are ideal for small production runs. They provide high resolution and excellent line width control. High sensitive positive resist coated on 1oz. copper foil allows you to go direct from your computer plot or art work layout. No need to reverse art.

Single-Sided, 1oz. Copper Foil on Paper Phenolic Substrate

CAT NO	DESCRIPTION	1 TO 50	PRICE EACH
PP101	100mm x 150mm/3.91" x 5.91"	\$2.55	\$1.90 \$1.70
PP114	114mm x 165mm/4.6" x 6.6"	2.98	2.45 1.98
PP152	150mm x 250mm/5.91" x 9.84"	5.40	3.98 3.60
PP153	150mm x 300mm/5.91" x 11.81"	6.15	4.48 4.10
PP1212	305mm x 305mm/12" x 12"	12.78	10.65 8.52

Single-Sided, 1oz. Copper Foil on Fiberglass Substrate

CAT NO	DESCRIPTION	1 TO 50	PRICE EACH
GS101	100mm x 150mm/3.91" x 5.91"	\$ 3.90	\$2.98 \$2.60
GS114	114mm x 165mm/4.6" x 6.6"	4.80	3.49 3.20
GS152	150mm x 250mm/5.91" x 9.84"	8.69	5.98 5.78
GS153	150mm x 300mm/5.91" x 11.81"	10.20	7.20 6.80
GS1212	305mm x 305mm/12" x 12"	18.88	15.73 12.59

Double-Sided, 1oz. Copper Foil on Fiberglass Substrate

CAT NO	DESCRIPTION	1 TO 50	PRICE EACH
GD101	100mm x 150mm/3.91" x 5.91"	\$ 5.07	\$3.68 \$3.38
GD114	114mm x 165mm/4.6" x 6.6"	5.95	4.29 3.99
GD152	150mm x 250mm/5.91" x 9.84"	10.47	7.39 6.98
GD153	150mm x 300mm/5.91" x 11.81"	11.95	8.69 8.30
GD1212	305mm x 305mm/12" x 12"	22.09	18.35 14.68

Exposure System

Just place your presensitized board and artwork centered under the exposure fixture. Place the convenient acrylic sheet over the board and artwork to hold everything in place. Turn on light. Voilà! Exposure takes about 5 minutes. Kit includes one fluorescent tube, stand and acrylic weight.



new!

Features

- Exposes boards in about 5 minutes!
- Convenient acrylic sheet to hold board in place during exposure (12.5" x 8.5")
- Fluorescent light fixture with plastic cover designed to aid in proper light refractions for even exposure

CAT NO	DESCRIPTION	PRICE
416-X	Fluorescent Exposure System	\$31.95
416-B	Extra Replacement Fluorescent Tube	16.95



Etching Tank

This handy etching system will handle PC boards up to 8" x 9", two at a time. Ideal for etching your PCB's! System includes an air pump for etchant agitation, a thermostatically controlled heater for keeping etchant at optimum temperature and a tank that holds 1.35 gallons of etchant. A tight fitting lid is also supplied to prevent evaporation when system is not being used. Typical etching time is reduced to 4 minutes on 1oz. copper board!

REDUCES ETCHING TIME!

CAT NO	DESCRIPTION	PRICE
12-700	Etch Tank System	\$37.95



Developer

This product is used as the developer on our positive photo-resist printed circuit boards. Includes instructions. 50 gram package, mixes with water, makes 1 quart.

CAT NO	DESCRIPTION	1 TO 25	PRICE EACH
POSDEV	Positive Developer	\$.95 \$.80	\$.50

Etching Chemicals/Ferric Chloride

A dry concentrate that mixes with water to make 1 pint of etchant, enough to etch 400 sq. inches of 1oz board.

CAT NO	DESCRIPTION	1 TO 5	PRICE EACH
ER-3	Makes 1 pint	\$3.50	\$2.75

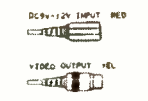


Color Weather Proof Bullet Camera

1/3" CCD with removeable rotation capable mounting bracket

Specifications

Image Sensor: Interline transfer CCD 1/3" format
 Effective Pixel: 512(H)x492(V) pixels/NTSC
 512(H)x582(V) pixels/PAL
 Scanning System: 2 : 1 interlaced
 Sync System: Internal sync
 Sync Pulse: 15.734KHz +1%(H)/15.625KHz +1%(H)
 59.94Hz +1%(V)/ 50Hz +1%(V)
 Sub-Camer 3.57 MHz +30ppm
 400 TV lines (H)
 Resolution: More than 46dB (typ)
 S/N Ratio: 0.45
 Gamma Characteristics: 1 LUX (F1.2 10 IRE)
 Min. Illumination: Composite video signal :
 1.0Vp-p
 White Balance: Auto white balance
 Electronic Shutter: 1/60 - 1/100,000 SEC(N) 1/50 - 1/100,000 SEC (P)
 Power Supply: DC 12V + 10%
 Power Consumption: 240mA (typ)
 Lens: 4mm (78 or 92 degree) F : 2.0
 Ambient Operating Temp: -5 deg. C +40 Deg. C
 Ambient Storage Temp: -10 Deg. C +50 Deg. C RH 95% MAX
 Dimension: 2 1/8" (L) x 1 1/4" (D)
 Weight: 3 oz.



CAT NO	DESCRIPTION	PRICE EACH	1	5
WDB-5407S	Color Water Tight Bullet Camera	\$299.00	\$299.00	\$269.00

(water tight for outdoor use, not suitable for sustained underwater use)

CCD Bullet Cameras

Available with standard or pinhole lens. Virtually indestructible bullet shaped casing. This sleek B&W camera can be mounted on walls or ceilings along narrow corridors or virtually any location for virtually any surveillance application. 0.5 lux minimum illumination with 380 lines of resolution. Even includes a built-in electronic iris for automatic light compensation.

Features

- Extremely low power consumption
- No blooming, no burning
- 0.5 LUX minimum illumination
- CCD area image sensor for long camera life
- Ultra small size allows for simple application and installation
- Built-in electronic auto iris for automatic light compensation
- Ultra compact camera

Specifications

Image Pick-Up Device: 1/3" CCD area sensor
 No. of Pixels: EIA = 512(H) x 492(V)
 Pixel Pitch: EIA = 9.6UM(H) x 7.5UM(V)
 Scanning System: EIA=525 lines, 60 field/sec
 Sync System: Internal sync
 H. Resolution: 430 TU line
 V. Resolution: 400 TU line
 Usable Illumination: 0.5 Lux F1.6
 S/N Ratio: More than 48dB
 Gamma Characteristic: 0.45
 Video Output: 1.0 - 1.1 up-p 75 Ohm
 Electronic Shutter Time: EIA=1/60 - 1/50,000 sec
 Lens F No. Focal Length: STD : 1.6 Open / 4.3mm(78 deg) Pinhole: 4.3 fixed/ 2.8mm(91.4 deg)
 Power Consumption: DC 9V (8-10V), 110mA
 Operational Temp.: -10 deg - +50 deg C RH55% max
 Storage Temp: -20 deg - +60 deg C RH55% max
 Dimensions: STD : 22mm(W) x 22mm(H) x 38mm(D) Pinhole: 22mm(W) x 22mm(H) x 30mm(D)
 Weight: 35g max



CAT NO	DESCRIPTION	PRICE EACH	1	5
WDB-07S	Standard Lens Version	\$144.00	\$144.00	\$129.00
WDB-07P	Pinhole Lens Version	144.00	144.00	129.00
WDP-07S/water	Standard Lens Weather Proof	169.00	169.00	152.00
WDP-07P/water	Pinhole Lens, Weather Proof	169.00	169.00	152.00

CCD Dome Camera with Audio

B&W DOME camera with integrated microphone. Ideal security system application. 12 VDC operation.

Specifications

Image Device: 1/3" Interline transfer CCD
 Picture Elements: EIA = 542(H)x492(V)
 Scanning System: 2:1 interlace
 Synchronization System: Internal
 Horizontal Resolution: 380 TV Lines
 Sensitivity: Under 0.3 LUX
 Electronic Iris (linear): EIA = 1/60 - 1/100,000 sec
 Video Output: 1.0Vp-p, 75 ohm
 S/N Ratio: More than 50dB
 Power Supply: 12V DC (±20%)
 Gamma: r=1
 Power Consumption: 110 mA max
 Operating Temp.: -10°C - +50°C
 Operating Humidity: RH 95% Max
 Weight: 100g
 Applied Lens: 3.6mm -92°, 4.3mm -78°
 AI/EE/Flicker Less/Mirror Image: Jump soldering selection
 Audio Pick-up Sensitivity: -60dB (0dB = 1V/ubar)
 Audio Frequency Range: 20 Hz - 20 KHz
 Audio S/N Ratio: More than 40dB
 Audio Output Level: 1Vp-p/600 ohm
 Dimensions: 87 x 55.5mm



CAT NO	DESCRIPTION	PRICE EACH	1	5
WDDB-6500	B&W Dome Camera	\$144.00	\$144.00	\$129.00

1/3" CCD Board Cameras

Available with PINHOLE LENS with AUDIO; STANDARD LENS with AUDIO; and STANDARD LENS with INFRA-RED and AUDIO. These are the world's smallest commercially available CCD board cameras!

World's Smallest B&W Board Cameras

Specifications

Image Pick-Up Device: 1/3" CCD area Sensor
 Picture Elements: EIA=512(H) x 492(V)
 Pixel Pitch: EIA=9.6UM (H) x 7.5UM (V)
 Scanning System: 2 : 1 interlace
 Scanning Frequency: EIA=525 lines, 60 field/sec (H) 15.750 KHz x 60 HK
 Resolution: 430 Lines
 Minimum Illumination: 0.03 LUX
 S/N Ratio: 45DB
 Lens Mounting: 4.3mm standard, 5mm pinhole
 Video Output: 1.0 VP-P/750OHM composite signal
 Power Requirement: 8-12 VDC (9VDC standard)
 Power Consumption: 100mA
 Operating Temperature: -20C - + 70 C RH 95% Max
 Storage Temperature: -40C - + 85 C RH 95% Max
 Audio Pick-Up Sensitivity: -60 DB (0DB = 1/UBAR, 1KNZ)
 Audio Frequency Range: 20 Hz to 20KHz
 Audio S/N Ratio: More than 35DB
 Audio Output Level: 1VP-P/600 OHM

Dimensions

WDP-2000 30mm (H) x 30mm (W)
 WDS-2005 30mm (H) x 30mm (W)
 WDI-4000 44mm (H) x 30mm (W)

CAT NO	DESCRIPTION	PRICE EACH	1	5
WDP-2000	1/3" B&W Pinhole Lens with Audio	\$89.00	\$89.00	\$77.00
WDS-2005	1/3" B&W Standard Lens with Audio	89.00	89.00	77.00
WDI-4000	1/3" B&W Infra-RED with Audio	89.00	89.00	77.00
WDPH-55BW	Plastic Housing Option for B&W Board Cameras (WDP-2000 & WDS-2005 ONLY)	13.00	13.00	12.00

SEE OUR ON-LINE CATALOG AT www.cir.com

CIRCUIT SPECIALISTS, INC. 800-811-5203
 SINCE 1971 602-464-2485
 602-464-5824(FAX)

ESD Safe Soldering Stations

- Auto-Temp 136ESD & Auto-Temp 137ESD
- Meets applicable military standards
- ESD safe featuring ceramic heating element and state of the art P.T.C. sensor to ensure accurate temperature performance

Features

Fine Tune Temperature from 150° C (300° F) through 450° C (850° F) without unnecessary tip or heating element changes.
 Precision "Tip Temperature" accuracy is mastered to within ±3° C (6° F) using state of the art circuit technology and a built-in P.T.C. sensor located at the top of each ceramic heater shaft for full scale accuracy.
 Fast Heat Up & Recovery. A long life Japanese made ceramic heating element facilitates fast heat up, fast recovery and exacting temperature control with minimal overshoot. Heat-up time to working temperature is attained in about 45 seconds. Spike Free Circuit. "Zero voltage" switching and fully grounded design meets military application standards for protection of electro-sensitive devices against line transience and voltage spikes. Tip leakage is less than 0.4 mv or 0.5 ohm resistance. External Calibration Port. A calibration port is located on the face of the unit thus temperature adjustments are quick and convenient.
 Lightweight Soldering Iron. Ergonomic mini handle that stays "cool". Handle assembly card is made from silicone rubber that won't be damaged when coming into contact with high temperature irons.
 Isolated Power Unit. The power unit is isolated from the AC line by a high quality



Standard Tip



136ESD

137ESD w/ Digital R/O

transformer and only 24 Vac voltage is used to drive the heating element. ESD Safe. Exceeds all soldering equipment military specifications regarding electro static sensitive devices for critical applications. Lock-Out Feature: Constructed with a lock-out feature to allow supervisors only to set and lock specific soldering temperatures. Accomplished via a special sized allen head screw located on the front panel. Superior High Insulation ceramic heater provides insulation rated over 100Mohms at 750° F. Optional SMD Tip Series for re-work applications. Range of interchangeable Tips Available for maximum system flexibility.
 SEE www.cir.com FOR OUR SELECTION OF REPLACEMENT TIPS, REPLACEMENT IRONS AND SMD TIPS.

CAT NO	DESCRIPTION	PRICE EACH	1	5
136ESD	Electronic Temp Controlled ESD Safe Soldering Station	\$99.00	\$99.00	\$88.00
137ESD	Electronic Temp Controlled ESD Safe Soldering Station w/ Digital Readout	129.00	129.00	114.00

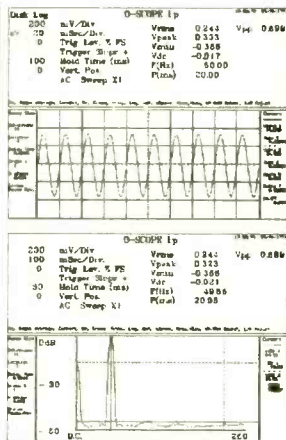
CIRCLE 332 ON FREE INFORMATION CARD

DIGITAL STORAGE OSCILLOSCOPES

WITH
SPECTRUM
ANALYZER,
DVM, FREQ.
COUNTER,
AND DATA
LOGGER.

from
\$189.

PORTABLE
MODULES
CONVERT PC'S
INTO
MULTIPURPOSE
TEST AND
MEASURING
INSTRUMENTS.



Why lug a scope around? Toss one of our modules into your laptop case or tool kit. For a multi-purpose test device, plug to a PC parallel port and use the PC screen. Continuous, delayed, or triggered sweeps can be frozen on the screen, printed out, or saved to disk. Frequency Spectrums DC to 25 MHz.

Allison now provides PICO TECHNOLOGY Ltd. portable test equipment, including high-speed scopes, and multi channel data loggers. Pico and O-Scope modules accept standard probes and work with 286 or faster PC's.

FEATURES:

- ♦ PORTABLE UNITS TO 25 MHz
- ♦ USES PRINTER PORT
- ♦ USES STD. PROBES

OPTIONS:

- ♦ PROBE SETS
- ♦ AUTOMOTIVE PROBES
- ♦ BATTERY PACKS
- ♦ SOFT & HARD CASES

O-Scopes Made in U.S.A. Picos Made in U.K.
Same Day Shipping
Includes Cable, Software & Manuals

O-Scope Ip (DC-50KHz, single trace)\$189.
O-Scope II (DC-500KHz, dual trace)\$349.
PICO (ADC 200/20) (DC-10MHz, dual trace)CALL
PICO (ADC 200/50) (DC-25MHz, dual trace)CALL
PICO pc based data loggers from \$99.

Shipping within U.S. UPS Ground \$7.50(Second day \$11.50)

SEND CREDIT CARD INFO., M.O., or CHECK, OR CALL

1-800-980-9806

Allison Technology Corporation

8343 CARVEL, HOUSTON, TX. 77036 U.S.A.
PHONE: 713-777-0401 FAX: 713-777-4746 BBS: 713-777-4753

<http://www.atcweb.com>

ONLY COOL-AMP SILVERPLATES ON THE JOB.

From a customer testimonial:

"Ok, your edge connectors don't connect. Or you want to plate your own PC creations, but you don't want to bother with electro-plate solutions. The plating on the socket...has worn off and no longer makes reliable contact...what are you going to do now?"

"Give the people at Cool-Amp a call. They have a silver plating compound I have used for the past couple of years that solves all of the above problems and more. This white powder has an infinite shelf life...and is easy to use.

"It will actually put a permanent silver plate on copper, brass or bronze...There are no messy or dangerous chemicals. Application could not be easier. Use a clean rag and a little bit of water and just rub it on a clean surface. In minutes you can permanently silver plate a circuit board or replate a power amp tube or socket.

"It has saved me time, money and my sanity."

Cool amp has even outperformed electroplating in recent tests. It is time-proven since 1944.



AND CONDUCTO-LUBE. THE SILVER-BASED CONDUCTIVE LUBRICANT.

The upstart, since 1952. Developed for switches, uses continue to expand to all applications needing a conductive lubricant.



ORDER FACTORY DIRECT:

503-624-6426 or FAX 503-624-6436

<http://www.thomasregister.com/cool-amp>

ALL ELECTRONICS

C O R P O R A T I O N

QUALITY PARTS

FAST SHIPPING

DISCOUNT PRICING

CALL, WRITE, FAX
or E-MAIL For A
Free 96 Page
CATALOG.
Outside the U.S.A.
send \$3.00 postage.

Filtered Modular Jack

Corcom # RJ11B-4L-B
"Signal Sentry™"

4 pin, RJ-11 modular jack with built-in ferrite block for inductive filtering. Fits the same space as non-shielded jacks. 0.52" x 0.8" x 0.59" high. UL, CSA listed. Large quantity available. Call for pricing.

\$1²⁵ each

CAT # MT-4F

10 for \$10.00 • 100 for \$85.00
1000 for \$650.00

Special Purchase Video AB Switch

Jebsee # SW78S


Compact, shielded two position co-ax slide switch. Standard F connectors for 75 ohm input and outputs. Good quality assembly with solid switching action.

CAT# ABS-2

\$1⁷⁵ each

10 for \$15.00
100 for \$100.00

SPECIAL LOW PRICING Automotive Multi-Voltage Adaptor



Sanbor M-24 Regulated DC converter plugs into car cigarette lighter and provides power for portable audio and communications devices and many battery operated devices that operate on 500 ma or less. Voltage selector switch for 1.5, 3, 4.5, 6, 7.5 and 9 volts. Polarity switch. Six varieties of output plug including, 2.1, 2.5 and 1.3 mm co-ax power plugs, 2.5 and 3.5 mm phone plugs and 9 volt battery snap.

CAT #APC-522

\$2⁰⁰ each


10 for \$15.00

INCREDIBLY LOW PRICE! Black & White Camera With Audio

EZ View™ CCD security camera with built-in electret microphone. Our lowest price ever on a new, enclosed, working camera. Overall dimensions including lens:

3.25" x 1.77" x 1.81". Includes 13' power, audio and video cable and adjustable mounting stand. 78 deg. wide angle lens. Auto iris adjusts to low or bright light levels. Operates on 12 Vdc, 150 ma. Includes power supply and hook-up instructions.

CAT # VC-300 **\$9⁷⁰⁰** each



Resettable Circuit Protector 0.65 - 1.3 Amps

Raychem "Polyswitch" # RXE-065S-1 Unlike traditional fuses, they automatically reset when fault condition is cleared. Can be paralleled for higher ratings. Current: 0.65 Amps. Trip Current: 1.3 Amps. Max Voltage: 60 Volts. 0.33" diameter. UL, CSA listed.

CAT # RXE-065

3 for \$1⁰⁰

10 for \$20.00
500 for \$85.00
1K for \$150.00

Miniature Electret Mike

Panasonic # WM-62A 0.24" diameter x 0.14" high. 1.5" leads terminated with female two pin socket connector (0.05" spacing). Operates on 2-10 Vdc.

CAT # MIKE-39

\$1⁰⁰ each

10 for \$9.00
100 for \$75.00
1K for \$450.00

RED Ultrabright LED

PAINFULLY BRIGHT RED LED 2500 to 4000 mcd @ 20 ma. These T 1 3/4 (5 mm diameter) red LEDs are significantly brighter than conventional LEDs. At close range, they are painful to look at. They are great for attention getting displays that can be seen from a distance. Water clear in off-state.

CAT # LED-42

2 for \$1²⁰

10 for \$5.00
100 for \$45.00
1000 for \$400.00

High Brightness FLASHER LEDs

T 1 3/4 (5mm) high brightness RED LEDs with built-in flasher unit.

3-5 Vdc operation

CAT # LED-4 2 for 90¢

100 for \$40.00 - 1000 for \$300.00

3 Volt Lithium Coin Cell

Panasonic # BR2330-1GU 3 volt, 255 mAh coin cell.

Lithium batteries have a very long shelf life and are great for memory back-up protection. 0.9" diameter x 0.12" thick. 0.7" between positive and negative pc leads.

CAT #LBAT-16

2 for \$1⁵⁰

20 for \$12.00
100 for \$45.00
1K for \$300.00

"HI-8" Video Cassette

SONY Hi-8 Top quality, metal particle 120 minute video cassettes. Used for a short time, then bulk-erased. Each cassette has its own plastic storage box.



CAT # VCU-8

\$3⁰⁰ each

10 for \$28.00
100 for \$250.00

ORDER TOLL FREE

1-800-826-5432

MAIL ORDERS TO:
ALL ELECTRONICS CORP.
P.O. BOX 567
VAN NUYS, CA 91408-0567

FAX (818) 781-2653 • INFO (818) 904-0524
INTERNET <http://www.allcorp.com/>
E-MAIL allcorp@allcorp.com

NO MINIMUM ORDER • All Orders Can Be Charged to Visa, Mastercard, American Express or Discover • Checks and Money Orders Accepted by Mail • Orders Delivered in the State of California must include California State Sales Tax • NO C.O.D. • Shipping and Handling \$5.00 for the 48 Continental United States - ALL OTHERS including Alaska, Hawaii, P.R. and Canada Must Pay Full Shipping • Quantities Limited • Prices Subject to change without notice.

MANUFACTURERS - We Purchase EXCESS INVENTORIES... Call, Write, E-MAIL or Fax YOUR LIST.



WIRELESS VIDEO CAMERAS

Compatible with
AC or Battery



GFT-1001 \$189.95
Gives any camera the
ability to be Wireless.
Transmits Over 1000 ft.

Wireless 4-Channel B/W &
COLOR Cameras Available!
Plug and Play Readiness




Wireless Observations System's
GFS-1001 (900MHz) - \$499.95
GFS-1001c (900MHz) - \$599.95
(1.2 Ghz system's available)

COLOR BOARD CAMERAS

Micro Color MB-960c Key Features:

- Lens: 3.6mm F=2
- Full Digital Process of BLC
- Auto Tracing White Balance
- 2H Mode of H.V. Aperture correction
- Digital process of color matrix
- Electronic Shutter up to 1/ 10,000
- *Dip Switch Adjustment settings:
 - 6-BLC
 - 5-Auto Shutter
 - 4-AGC/On
 - 3-Flickless
 - 2-AWB/On
 - 1-No function

MB-960c
\$199.95



Size: 1.7 x 1.7 sq. x 2 PC Board

MB-750 SERIES BOARD CAMERAS

Pinhole • MB-750p - \$89.95
C-Mount • MB-750UX - \$119.95

MB-750U
Video Camera
(pictured)
\$99.95



ODH-106

ODH-106
Board Camera Housing
4.5 x 2.75 x 2.75". High-Impact,
Weatherproof, w/ 5" Arm.



LP-850i Lipstick Camera
\$129.95

NIGHT VISION



Other Models
Available to
Choose From!

Night Vision Scope w/ Illuminator
Fun to use, Low cost.
3.6 x 85mm f1.6
MI-PR100 - \$399.95

FREE
Polaris Product Catalogs

Polaris Industries
<http://www.polarisusa.com>
800.752.3571

470 Armour Drive NE • Atlanta GA 30324 • Tech Info: 404-872-0722 • FAX 404-872-1038

CIRCLE 217 ON FREE INFORMATION CARD

❖ ATTENTION CABLE VIEWERS ❖

CABLE VIEWERS. . .get back to your BASIC Cable Needs

Call 800-577-8775

For information regarding all of your BASIC cable needs.

5 GOOD REASONS TO BUY OUR FAR SUPERIOR PRODUCT

- ❖ PRICE
- ❖ EFFICIENT SALES AND SERVICE
- ❖ WE SPECIALIZE IN 5, 10 LOT PRICING
- ❖ ALL FUNCTIONS (COMPATIBLE WITH ALL MAJOR BRANDS)
- ❖ **ANY SIZE** ORDER FILLED WITH SAME DAY SHIPPING

We handle NEW equipment ONLY - Don't trust last year's OBSOLETE and UNSOLD stock!
COMPETITIVE PRICING—DEALERS WELCOME

HOURS: Monday-Saturday 9-5 C.S.T.

It is not the intent of B.E.S.W. to defraud any pay television operator and we will not assist any company or individual in doing the same.
*Refer to sales personnel for specifications.


**BASIC
ELECTRICAL
SUPPLY &
WAREHOUSING
CORPORATION**

P.O. Box 8180 ■ Bartlett, IL 60103 ■ 800-577-8775

CIRCLE 313 ON FREE INFORMATION CARD

KENWOOD

*...from the company you've
been listening to for years...*




2-Channel, 20-MHz

CS-4125

Regular \$595

Sale \$389



2-Channel, 40-MHz Oscilloscope

CS-4135

Regular \$855

Sale \$685

Hybrid IC Technology is the Key to the High Quality and High Reliability at Low Cost!

- **FIX SYNCHRONIZATION** detects the trigger level automatically for the acquisition of stationary waveforms without complicated sync level adjustments.
- **VERT MODE TRIGGERING** enables the acquisition of stationary waveforms for both CH1 and CH2 even when the input signals to the two channels have different frequencies.
- **HIGH WITHSTAND INPUT** voltage of 400V (800Vp-p).
- **RELAY ATTENUATORS** are provided for reliable logic switchover.
- **SCALE ILLUMINATION** (CS-4135 only)
- **DIMENSIONS** (WxHxD): 300(343) x 140(150) x 415(430)mm () including protrusion.
WEIGHT: approx. 7.2kg (CS-4135) approx. 7kg (CS-4125)



PRINTTM
Products International



*Call for your free 84 page test instrument catalog today!!!
8931 Brookville Road * Silver Spring, Maryland * 20910*

** Phone 800-638-2020 * Fax 800-545-0058 * www.prodintl.com*

EARN MORE MONEY!

Be an FCC LICENSED ELECTRONIC TECHNICIAN!



Learn at home in spare time. No previous experience needed!


No costly school. No commuting to class. The Original Home-Study course prepares you for the "FCC Commercial Radiotelephone License." This valuable license is your professional "ticket" to thousands of exciting jobs in Communications, Radio-TV, Microwave, Maritime, Radar, Avionics and more...even start your own business! You don't need a college degree to qualify, but you do need an FCC License.

No Need to Quit Your Job or Go To School
This proven course is easy, fast and low cost! **GUARANTEED PASS**—You get your FCC License or money refunded. **Send for FREE facts now. MAIL COUPON TODAY!**

Or, Call 1-800-932-4268 Ext. 210

COMMAND PRODUCTIONS
FCC LICENSE TRAINING, Dept. 210
P.O. Box 2824, San Francisco, CA 94126
Please rush FREE details immediately!

NAME _____
ADDRESS _____
CITY _____ STATE _____ ZIP _____



Digital Power Meter

Measures Watts & Watt-hours (kW-hr)

Simple to use.

Plug the Power Meter into any 115V AC outlet, and plug the appliance to be measured into the Power Meter. **That's it!**

- Measure REAL ("true") power 3 to 1850 Watts
- Measure Power used, 1 Watt-hour to 9999 kilo-Watt-hr
- Measure power cost (\$), just enter cost per kilo-Watt-hr
- Microprocessor based circuitry
- 16 character LCD display • 4 button keypad
- Digital processing handles any AC waveform, any power factor
- Lifetime Warranty!

Self Calibrating for excellent accuracy!

Performs the same functions as instruments costing \$500-\$1000!
No other instrument on the market even comes close for this price!!

Only \$149.⁹⁵ Delivered! MC/Visa/MO/Check

To order, call toll free

Brand Electronics,
421 Hilton Rd.
Whitefield, ME 04353

1-888-433-6600

www.mint.net/~ebrand

For information only, call 1-207-549-3401

NEW

BOSSMAN ELECTRONICS

WE ARE IN THE YEAR 2000 OLYMPIC CITY SYDNEY IN AUSTRALIA, PH:011 61 2 95843562, Fax:011 61 2 95843561, All prices US\$. Typical Insured Air Mail: \$10-\$20, PAYMENT BY MAJOR CREDIT CARDS ONLY

CCD CAMERA \$65 Low light high resolution CCD camera two versions, NTSC (US) or PAL (European) compatible

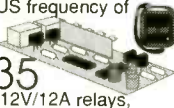


IR ILLUMINATOR KITS: 10 LED \$9, 30 LED \$20

FM TRANSMITTER \$30 Self contained, tunable, powered by a single LR44/G13 1.5V battery. 15g, 1.3" X 0.9" X 0.4"



TWO CHANNEL UHF REMOTE CONTROL \$35 On US frequency of 318MHz, transmitter is assembled, receiver is a kit, includes two 12V/12A relays. 1Tx + 1Rx kit:\$35, additional Tx: \$12



TIME LAPSE RECORDING INTER-FACE KIT, \$25 Has relay outputs to switch VCR or connect via a remote control:\$25 An alarm system output can be used to trigger record / stop. Unit automatically times out without movement. PIR modules for:\$10

NIGHT VISION TUBE + SUPPLY \$70/\$35 Used 25mm fiber optic tube plus an EHT power supply kit to suit. With no blemishes or with small side blemish.



UHF DATA TRANSMISSION \$27 Stamp sized Xtal locked 433.9MHz superhetrodyne receiver module \$27 Small matching transmitter kit: \$8



LASER TUBES \$70 US made 2-4mW He-Ne Laser head plus a potted (110V-220V) power supply to suit.



Complete 5mW-650nm Laser pointer kit: \$15 Complete 10mW-640nm Laser pointer kit: \$48 Ready made 5mW-650nm Laser pointer:\$22 Ready made 5mW-650nm Laser module:\$21



MORE KITS- DUAL STEPPER MOTOR DRIVER KIT with optoisolation, with two used motors & software: \$40...**DOG SILENCER KIT** includes Piezo Tweeter: \$25...**ALCOHOL BREATH TESTER KIT:** \$30...**GEIGER COUNTER KIT:** \$30...**BUG SIZED FM TRANSMITTER KIT:** \$9...**LASER BEAM COMMUNICATOR KIT:** Tx-Rx + IR or Visible Laser: \$39...**20A-DC MOTOR SPEED CONTROLLER** uses T1494 IC + PR mosfet, efficient switching design: \$15...**TWO MOTOR AUDIO LASER SCANNER KIT** makes wild patterns:\$35

THIS IS JUST A SAMPLER OF THE PRODUCTS ON SALE AT
www/world.net/~bossman

• **68HC11 Micro-Controllers** •

MRC1164GP (kit/assm)* - Controller w/ 64k \$77.95/\$97.95
 MSCC11GP (kit/assm)* - Controller \$27.95/\$37.95
 *Uses any 68HC11 Chip (sold separately)

• **68HC11 Expansion Boards** •

ME11GP (kit/assm) - 32k & I/O expansion board for the EVBU \$46.95/\$68.95
 MRSXGP (kit/assm)- Sensor & I/O expansion board for MRC1164GP \$59.95/\$88.95

• **Programmable Autonomous Mobile Robot Kits** •

ROBOBUGGP (kit/assm)* - serious six-legged robot \$547.95/\$788.95
 TAL2 (kit/assm)* -R&D robot vehicle \$495.95/\$798.95
 TALJR (kit/assm)* -expert robot vehicle \$135.95/\$215.95



• **Communications Boards** •

*First-time buyers of Mekatronix™ brand products need the Com-Kit \$19.95 OR the Com-Pack \$27.95.
 The card plugs into the back of your PC's serial port/cable. You can then Program your robot or micro-controller in sBASIC, HC11 Assembly, C (ICC11), POGO, Forth or I.C.

• **Servos** •

MS455RGP -42 oz-in dual ball bearing servo \$13.95
 MS455HGP -Servo modified/continuous rotation \$19.95

• **Software** •

HSDL11GP - MC68HC11 115.2 Kbps downloader \$8.95/ W95
 ICC11GP -v4.5 HC11 C-Compiler \$71.50 Dos /\$125.50 Win
 TGPPD01 -Program disk w/ collision avoid. progrm \$8.95
 TGPPD01 -Program disk w/ line following program \$19.95
 TGPPSD -Example robot programs & source code \$18.95
 TJAIPDGP -TJ Artificial Intell. program \$18.95
 REMRPDGP -IR reading software for select IR TV remotes \$28.95
 EDUPD01GP -Software & Tutorial for Middle & High Schoolers \$28.95



• **Sensors/Emitters** •

GPIUYRGP32/40 \$6.89/ \$3.49
 32khz/40khz Infrared Digital Sensors
 GPIUYHGP32/40 \$9.89/5.89
 32khz/40khz Infrared Analog Sensors
 MIR27ERGP \$1.39
 Corresponding IR emitters

• **MORE** •

CCAMPALGP -Wireless color mini-camera spy \$298.95
 BC12A500 -A/C adapter/robot battery charger \$9.55
 AANCGP -6 AA Rechargeable NiCad batteries \$14.55
 IRREMGP - Remote control module for Talrik Jr. \$22.95


Orders: Toll Free: 1-888-MR-ROBOT
E-mail: novasoft11@aol.com

Web Catalogs:
<http://www.mekatronix.com/>
<http://members.aol.com/novasoft11>

For Technical Questions & other inquiries:
 novasoft11@aol.com or 804-272-5752

© 1998 NovaSoft™, Inc.

Learn to Hack!



Finally, here is a no-nonsense technical book on computer hacking! In it you will learn how to hack computers you have physical access to and how to hack on the Internet. With this book, you will learn about:

- Finding computers to hack*
- Breaking into computers*
- Hacking with Finger*
- Port surfing*
- Mapping the internet*
- Forging E-mail*
- Fighting spam*
- E-mail bombs*
- Hacker wars*

and more! But this book will also teach you how to hack safely. It will steer you clear of the law, so that your hacking career won't lead to prison, but to a better job! **By far, the best book on hacking available today!**

266 PAGE PAPERBACK, \$29.95 SHIPPING \$3

Call (800)719-4957 now!

to order (Visa/MC/COD) or call or write for **FREE CATALOG** of hard-to-get information about computer viruses, computer hacking, security and cryptography!!

Check our web site: www.logoplex.com/resources/ameagle
American Eagle Publications, Inc.
 P. O Box 1507, Dept E.
 Show Low, AZ 85902

CIRCLE 282 ON FREE INFORMATION CARD

WHITE-STAR ELECTRONICS

TEL: 405-631-5153 FAX: 405-631-4788

CONVERTERS:	20	50	100+
Regal CR-83.....	45	39	35
Panasonic TZPC 175	75	69	65
Centurion CF 3000	65	59	55
Regal CR-83 Volumm.....	69	65	59

Call for **FREE** catalog.
 405-631-5153



REMOTE CONTROL


HAND UNITS:	20	50	100+
Jerrold Replaces: 400/450/550.....	4.95	4.50	4.25
Scientific Atlanta: 075/175/475.....	4.95	4.50	4.25
8600: On screen display	7.50	7.00	6.50
Pioneer: BR 81, 82	4.95	4.50	4.25
Panasonic: Call for model #	7.50	7.00	6.50
Zenith: All	4.95	4.50	4.25
Tocom: 5503-VIP, 5503-A	7.00	6.50	6.25
Universal: 4 in 1 R/M	7.50	7.00	6.50



Call for Oak, Hamlin, Regal-83, Regency, Texscan, and all others.

Tamper-Bit tools: (10-lot)

Jerrold compatible bits:	
1/4" Stacom Bit	\$8.00
Oval Round D.....	\$20.00
Torx Bit:	
Tocom T-8	\$8.00
Zenith T-10, T-15	\$8.00
Pioneer T-20	\$8.00
Scientific Atlanta T-20	\$8.00
Pio 63XX Oval	\$20.00
Bit Driver Handle	\$4.00



We carry most remote hand units. If you don't find the one you're looking for, we can locate for you.

Specializing in large quantities.

HOURS: Monday thru Friday 9 am to 5 pm Central Time.

Call for **FREE** catalog.
 Email: wse405@aol.com

CIRCLE 321 ON FREE INFORMATION CARD


July 1998, Electronics Now

Test Equipment Sales

Sizzling Summer Sale on new LeCroy scopes !!



Looking for a 400 MHz 4 channel scope? Why spend \$8000 for a used TEK 2465B when you can buy a new **LeCroy LA314** for **\$6795** with a 3 year warranty !!!



Also available is a replacement for the TEK 2467B. The **LeCroy LA354** boasts a 500 MHz bandwidth and ultra high writing speed for an unbelievable **\$11,500** with a 3 year warranty !!!

Ask about our line of new products including Instek, Fluke, Tektronix and more !

Here is a sample of our used equipment inventory

HP 3488A SWITCH/CONTROL UNIT.....\$895	FLUKE 6060B SIGNAL GENERATOR..\$3295
HP 3325A-002 GENERATOR W/OPT.....\$1795	TEK 2236 SCOPE W/Cntr & DMM...\$1095
HP 6002A-001 AUTORANGE SUPPLY.....\$650	TEK 2465A 350MHz 4 ch. SCOPE...\$3495
HP 5314A UNIVERSAL COUNTER.....\$295	TEK 7L18 SPECTRUM ANALYZER.....\$1695
HP 8590A SPECTRUM ANALYZER.....\$4950	BMI 8800 POWERSCOPE\$4995

CALL 800 684-4651 OR FAX (603) 425-2945

WWW.TESALES.COM

CIRCLE 334 ON FREE INFORMATION CARD

ALFA ELECTRONICS

HIGH QUALITY TEST EQUIPMENT

Visit www.alfaelectronics.com for complete info

Call 1-800-526-2532 for Order and Free Catalog

DMM	LCR/COUNTER	FLUKE	SPECIALTY
DMM-89S (\$179.00): true rms, AC/DC (V,A), Ω , bar graph, freq, capac., dBm, logic, diode	CAP-15 (\$49.95): 3 1/2 digit, 0.1pF-20mF, 9 Ranges, 0.1pF resolution, zero adjustment.	12B \$ 84.95	AC Current Probe \$34.95
DMM-23T (\$99.95): 4 1/2 digit, true rms, high resol (10 μ V, 10mA, 10m Ω), hFE, diode, contin.	LCR-24 (\$139.95): 0.1 μ H-200H, 0.1pF-2000 μ F, 0.01 Ω -20M Ω , diode test. <i>New Model</i>	70-III \$ 85.00	DC/AC Current Probe \$79.95
DMM-20 (\$74.95): AC/DC (V, A), Freq, cont., Capac, Induct., Ω , hFE, diode, duty cycle	LCR-131D (\$219.95): autorange, 0.1 μ H-10kH, 0.1pF-10mF, 1m Ω -10M Ω , Q Factor, serial/parallel, 120Hz/1kHz testing mode.	73-III \$115.00	Mini AC Clamp \$59.95
DMM-122 (\$59.95): DC/AC(V,A), Ω , hFE, diode, capacitance, freq, logic, continuity	FC-1200 (\$129.95): 1.25GHz Handheld, 8 digits display, 10ppm accuracy, sensitivity 5mV (130-350MHz), 30mV (440MHz)	75-III \$139.00	AC Clamp w/temp \$89.95
DMM-123 (\$44.95): DMM + capacitance, DC/AC(V,A), Ω , hFE, diode, continuity		77-III \$154.00	DC/AC Clamp \$109.95
DMM-10 (\$19.95): 3 1/2 digit, DC/AC V, Ω , hFE, diode, signal output(+3V,-0.5Vsq, 50% duty)		79-III \$175.00	Thermometer \$69.95-\$89.95
		92B-III \$1,445	IR Thermometer \$189.95
		96B-II \$1,695	Sound Level Meter \$169.95
		99B-III \$2,095	Tachometer \$169.95-\$219.95
		105B \$2,495	EMF Tester \$69.95
		123-III \$945	Pressure Meter \$299.95
		863E \$475	Watt Meter \$129.95
		867B \$650	High Voltage Probe \$59.95
			pH Meter \$79.95
			Light Meter \$80-\$90

Single Output DC Power Supplies	Triple Output	AUDIO/RF/FUNCT. GEN
<ul style="list-style-type: none"> Constant current, constant voltage mode Short Circuit and overload protected Analog Meters Display PS-303 (\$159.00) 30V/3A PS-305 (\$219.95) 30V/5A PS-8112 (\$399.95) 60V/5A PS-1610 (\$289.00) 16V/10A PS-8107 (\$399.95) 30V/10A Digital Volt, Analog Current PS-8200 (\$179.95) 30V/3A PS-8201 (\$239.95) 30V/5A Digital Volt & Current Display PS-8300 (\$199.95) 30V/3A PS-8301 (\$259.95) 30V/5A 	<ul style="list-style-type: none"> Independence or Tracking operation Parallel to double current output (PS-8102 & PS-8103 only) Triple Output (Analog displays) PS-8102 (\$399.95) 30V/3A/30V/3A PS-8103 (\$489.95) 30V/5A/30V/5A Digital Displays PS-8202 (\$499.95) 30V/3A/30V/3A PS-8203 (\$549.95) 30V/5A/30V/5A 	<ul style="list-style-type: none"> RF Generator • SG-4160 (\$124.95) 100kHz-150MHz sinewaves in 8 ranges SG-4162AD(\$229.95) with 6 digit counter Audio Generator • AG-2601 (\$124.95) 10Hz-1MHz, 0-8Vpp sine, 0-10Vpp squarewave AG-2603AD (\$229.95) with 6 digit counter Function Generator • FG-2100A (\$169.95) 0.2Hz-2MHz, 5mV-20Vpp FG-2103 (\$329.95) Sweep 0.5Hz-5MHz

GW/INSTEK DC POWER SUPPLIES FUNCTION GENERATOR BENCHTOP DMM

<p>OS-620 \$324.95</p> <ul style="list-style-type: none"> Most economical scope Dual CH/X-Y operation 1 mV/div sensitivity Z-axis input, CH1 output TV syn, ALT trigger 2 probes (x1, x10) 	<p>OS-626G \$599.95</p> <ul style="list-style-type: none"> Readout & Cursor means Dual CH / Delay sweep Built-in delay line ALT trigger, Hold-Off Z-axis input, CH1 output 2 probes (x1, x10) 	<ul style="list-style-type: none"> 2 variable out 0-30V, 0-3A One fixed 5V, 3A output Auto track, serial, parallel Const. volt, current mode 4 analog or 2 digital display PC-3030 (\$499.95) PC-3030D (\$549.95) digital 	<ul style="list-style-type: none"> Const voltage, current mode Voltage regulation $\leq 0.01\%$ Current regulation $\leq 0.2\%$ PS-1830 (\$209.95) 18V/3A PS-1850 (\$229.95) 18V/5A PS-1830D (\$229.95) 18V/3A PS-1850D (\$254.95) 18V/5A 	<ul style="list-style-type: none"> Auto serial/parall (PPT ser) Auto track (PPT series), IEEE-488.2 and SCPI compatible command set PPS-1860G(\$1,149.95)18V/6A PPS-3635G(\$1,149.95)36V/5A PPT-1830G(\$1,499.95)18V/3A PPT-3615G(\$1,499.95)36V1.5A 	<ul style="list-style-type: none"> FG-8020G (\$209.95) 0.02Hz-2MHz w/counter Sine/Sqr/Tri/pulse/Ramp FG-8016G (\$229.95) 0.02Hz-2MHz w/counter FG-8050 (\$499.95) Sweep 0.05Hz-5MHz w/counter INT/EXT AM/FM mod 	<ul style="list-style-type: none"> DM-8034(\$179.95) 3 1/2 dgt AC/DV(V,A), C, Ω, diode DM-8040(\$339.95) 3 1/2 dgt ACV to 50kHz, true rms DM-8055C(\$889.95) 5 1/2 dgt 0.006% accuracy, GPIB dBm auto, REL, min/max
---	--	--	--	--	---	--

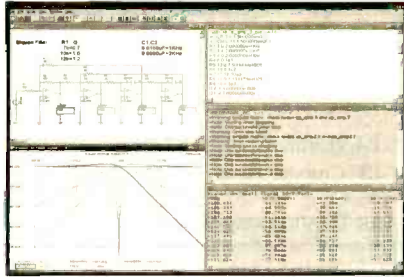
ALFA ELECTRONICS
P.O. BOX 8089
PRINCETON, NJ 08543-8089

TEL: (800)526-2532 / (609) 897-1135
FAX: 609-897-0206
E-mail: alfa0168@aol.com

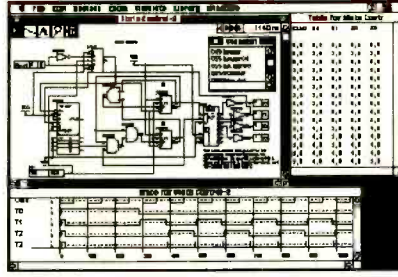
Call / Write / Fax / Email for FREE CATALOG
Visa, MC, AMEX, COD, PO Accepted. OEM Welcome.
1 Year Warranty (2 Years for GW/Instek)

CIRCLE 213 ON FREE INFORMATION CARD

CIRCUIT DESIGN FOR WINDOWS AND MACINTOSH



B² SPICE



B² LOGIC

B² SPICE

\$249

- Simulations: DC, Parameter, Dual, and Frequency Sweeps, Transient, Noise, Fourier, Transfer Functions, Pole-Zero, Distortion
- Spice 3F5 (32-bit)
- Over 3000 devices
- Over 30 parameterized devices
- Powerful graph interface
- Device and model parameter dialogs
- Run simulations directly from netlists

B² LOGIC

\$179

- Subcircuits and subcircuit probing
- Precise customizable pin timing
- Over 100 components available
- Define new devices with equations and tables including state variables

ELECTRONIC DESIGN PACKAGE

\$279

- Includes B² SPICE and B² LOGIC

- Demo Disks Available
- University & Student Prices Available
- Site Licenses Available
- Dealer Inquiries Welcome
- Visa/MasterCard Accepted

B² SPICE and B² LOGIC are the best values in circuit simulation tools. They are used at over 100 major universities and many leading Fortune 500 companies including the University of Michigan, Stanford, AT&T, General Electric, and Motorola.

B² Logic provides precise and customizable timing of individual pins on each device. No other program in this price range will help you catch as many timing glitches and violations. It also supports busses and subcircuits to facilitate the design of complex circuits.

B² Spice integrates an intuitive interface with an optimized Spice engine. With a library of over 3000 parts, you will be able to find the part you need. In case you don't find it, you can easily import new parts into the libraries. The interface supports the full set of Spice3F5 simulations as well as Temperature and Parameter sweeps.




Beige Bag Software
279 E. Liberty
Ann Arbor • Michigan • 48104

Phone 734.332.0487
Fax 734.332.0392
E-Mail info@beigebag.com
Internet www.beigebag.com


CIRCLE 337 ON FREE INFORMATION CARD

Miniature Transmitters and Receivers




Small, Attractive, High End Quality, 2 Channel 318 MHz Transmitter
59,049 Settable Codes, 120'-300' Range, 1-1/4" x 2" x 9/16", Assembled

	Qty	1	5	10
RF300T 150' Range Transmitter		24.95	19.95	15.95
RF300XT 300' Range Transmitter		29.95	24.95	19.95



Small, High End Quality, 2 Channel Receiver for the RF300 Transmitters
1-1/4" x 3-3/4" x 9/16" PCB w/ .1" spaced pads for standard connectors
Input: 8-24 vdc Output: Gated CMOS Momentary and Latching Lines

	Qty	1	5	10
RF300R Receiver, Fully Assembled		24.95	20.95	16.95
RF300RK Receiver, Complete Parts Kit		19.95	15.95	12.95
RF300PA Pre-Amplifier. Doubles Range		14.95	11.95	9.95



Small, Economical, Single Channel Transmitter and Receiver Set
Set Code, 60' Range, 1-7/8"x2-3/8"x7/16" (T), 2"x2-3/4"x9/16" (R)
Receiver Input: 5 vdc Output: Gated TTL Momentary Line

	Qty	1	5	10
RF60 Transmitter and Receiver Set		24.95	19.95	14.95

Add \$ 4 shipping for first item + \$ 1 for each additional item. Ca. residents add 8.25% tax
Visa, Mastercard, Money Orders Personal Checks and Cash C.O.D.s

Visitect Inc.

P.O. Box 14156 Fremont, CA. 94539 (510) 651-1425 Fax (510) 651-8454

CIRCLE 310 ON FREE INFORMATION CARD

www.americanradiohistory.com



- PRODUCT ENGINEERING
- FIRMWARE DEVELOPMENT

"QUALITY IS OUR CAPITAL CONCERN."

**Complete On Site
Electrical Engineering Lab**

- REVERSE ENGINEERING
- RF CIRCUIT DESIGN & MANUFACTURING

- MICRO CONTROLLER & EPROM HARDWARE & SOFTWARE DEVELOPMENT

From Auto-Routing to CNC Routing to Electronic Assemblies. . .
Capital Electronics is Your Best Route For Printed Circuit Boards.

DESIGN/LAYOUT

- CAD LAYOUT SERVICES
- COMPATIBLE WITH ALMOST ALL CAD SYSTEMS
- FROM SCHEMATICS OR SAMPLE PCB'S
- PHOTOPLOTTING SERVICES
- 28,800 BAUDE MODEM

PRINTED CIRCUIT BOARDS

- SINGLE & DOUBLE SIDED
- MULTI-LAYER & FLEXIBLE PCB'S
- FROM QUICK TURN PROTOYPES TO SCHEDULED PRODUCTION RUNS
- FINE LINES, SMT
- ELECTRICAL TESTING
- PRECIOUS METAL PLATING

ASSEMBLY SERVICES

- FAST TURN BOARD STUFFING
- WIRE HARNESSSES
- WAVE SOLDERING
- ACQUISITION OF PARTS
- FINAL TESTING
- TURNKEY SERVICES
- CUSTOM ENCLOSURES

*For Quick & Competitive Pricing or More Information,
Please Call Us Today!*

303 Sherman Street • Ackley, Iowa 50601
(515) 847-3888

Fax (515) 847-3889 • Modem (515) 847-3890



Internet Access:

For Automated Info Response:
INFO@capital-elec.com

E-Mail: Quote@capital-elec.com

Web Access: <http://www.capital-elec.com>

CIRCLE 320 ON FREE INFORMATION CARD

Network Service Tool Set

Popular installation and service tools for networks, modems and telephones. All hand tools are professional heavy duty type.

Use the compact tester on 10BASE-T (UTP & STP), thin Ethernet (BNC), 8-position Token Ring, AT&T 258A and EIA/TIA 568A/B. Automatically scans cables for continuity, wiring sequence and polarization. Tests STP cable ground. Testing installed cables is easy with Remote Terminator and gender changers (UTP and BNC). 9V battery included.

- Coax Stripping Tool, RG-58 & RG-59
- BNC Crimping Tool, RG-58 & RG-59
- Modular Cutting/Stripping/Crimping Tool (4, 6 & 8-Position)
- Multi-Network Cable Tester
- AC Receptacle Tester
- Cable Cutter

Order No. 55625 **\$197.00**



PC Service Tool Set

Contains all tools needed to troubleshoot & service IBM-compatible PCs. Set includes:

- AMI Diagnostic Software
- POST Card
- Logic Probe
- Digital Multi-Meter
- AC Receptacle Tester
- Serial Adapter
- Serial & Parallel Loopback Connectors
- DIP IC Puller
- PLCC IC Puller
- Grounding Wrist Strap
- Key Top Puller

Order No. 55000 **\$198.00**



PC Diagnostic Tool Set

- AMI Diagnostic Software
- POST Card

Order No. 55555 **\$89.00**

Network Installation Tool Set

- Network Tool Set 55625 without the Multi-Network Cable Tester.

Order No. 55600 **\$99.00**

Call for your FREE Catalog
Graymark®

P.O. Box 2015 Tustin, CA 92781
<http://www.labvolt.com>

**CALL TODAY!
800-854-7393**



CIRCLE 329 ON FREE INFORMATION CARD

Any waveform you want!

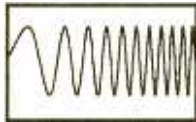


Starting at
\$795


Quantity 1

Money back guarantee


Telulex Inc. model SG-100



DC to 20 MHz linear and log sweeps



Int/Ext AM, SSB, Dualtone Gen.



Int/Ext FM, PM, BPSK, Burst



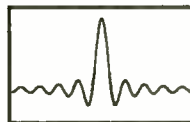
Ramps, Triangles, Exponentials




Pulse Generator



Noise



Arbitrary Waveforms



Unlimited Possibilities!

● Synthesized Signal Generator

Clean sinewaves DC-20 MHz with .001% accuracy!
.1 Hz steps. DC Offset. RS232 remote control.

● Arbitrary Waveform Generator

40 Megasamples/Second. 32,768 points. 12 bit DAC

● Function Generator

Ramps, Triangles, Exponentials & more to 2 MHz!

● Pulse Generator

Digital waveforms with adjustable duty cycle

Telulex Inc.

2455 Old Middlefield Way S Tel (650) 938-0240 <http://www.Telulex.com>

Mountain View, CA 94043 Fax (650) 938-0241 Email: sales@Telulex.com

CIRCLE 311 ON FREE INFORMATION CARD


RF Data Modules

- ERP 0.25mW into 50Ω
- 3V(F), 5V(F) or 6-12V(A)
- 418 or 433.9MHz FM
- simply add antenna, data, power
- Range up to 200m
- Analog or digital data i/p
- SAW controlled - stability
- 10 x 30 x 5mm



TXM-4xx-A \$24.50
TXM-4xx-F..... \$25.80

- Only 21 x 47 x 5mm
- 13mA; 130μA on power save (100:1)
- Carrier detect o/p
- 418 or 433.9MHz FM Superhet.
- SAW controlled - stability
- Analog or digital o/p
- Wide supply range 4.5-9V (A/F ver.)
- Fast enable time <3ms



SILRX-4xx-A \$39.38
SILRX-4xx-F..... \$41.92

- Only 23 x 33 x 11mm
- Up to 40,000bps of balanced code
- Up to 170m range.
- 5V operation
- 418 or 433MHz FM
- Direct interface to 5V CMOS logic
- Fast lms enable from power saving



BIM-4xx-F..... \$87.36

- 3 wire RS232 interface
- Up to 38400 bps
- 418 or 433MHz FM. 7.5-15Vdc
- TX/RX LED indication
- Up to 150m range



CYPHERNET-RS232 \$139.30



32 Blair Athol Cres, Etobicoke, ON, M9A 1X5, Canada

Free Catalog

Tel: (416) 236 3858

FaxBack: (416) 231 9881

Fax: (416) 236 8866

MasterCard / Visa



**PCB Artwork
Made Easy!**

PRINTED CIRCUIT DESIGN SOFTWARE

For Windows and DOS

Layout - Autorouting - Schematic - Circuit Simulation

- * NEW 32 bit version available
- * Ripup and Retry Router in Advanced Pkg.
- * Copper Flooding for Building Ground Areas
- * Gerber and Excellon Output
- * Create Negative & Positive Printouts
- * Create Single or Multi Layer Boards
- * Create artwork from the Schematic
- * Analog and Digital Simulation available
- * Make boards up to 32" x 32"
- * Parts Libraries - Silk Layers - Solder Mask
- * Great for All Circuit Design Projects!
- * For the Professional and Hobbyist!

Download Demos from BBS (205)933-2954

Windows™ Version starts at **\$149**

PCBoards Layout for DOS **\$99**

Call or Write for Full Product Line, Prices & Free Demo

PCBoards

2110 14th Ave. South

Birmingham, AL 35205

(800)473-7227

Fax (205)933-2954

Phone (205)933-1122

AUTOMATIC TELLER MACHINES

ATM crimes, abuses, vulnerabilities and defeats exposed! 100+ methods detailed includes: Physical, Reg. E, cipher, PIN compromise, card counterfeiting, magnetic stripe, false front, TEM-PEST, tapping, spoofing, inside job, vibration, pulse, high voltage - others, con jobs. Histories, law, security checklist, internal photos, figures. *Much more!* \$39.

CELLPHONE MODIF. GUIDE

How cellphones operate and are modified. Vulnerabilities to hack attack and countermeasures. Details on programming NAMs, ESNs, etc (cloning), control data formats, computing encoded MINs, ESNs, SIDHs, operating systems, PROM programming, forcing ACK, test mode and resets, cable diagrams, scanning, tracking, scanner restorations, freq allocations, roaming, Step-by-steps to keypad-reprogram 100+ popular cellphones. *More!* \$49.

PAGER / BEEPER MANUAL

How Pagers work, different types and uses, freqs, advantages over and uses with cellphones, and tips and tricks. How Pagers are hacked/countermeasures. And plans for a **Personal Pocket Paging System** (xmitter and receiver). *More!* \$29.

PHREAKING CALLER ID & ANI

How they work and dozens of ways of defeating Caller ID, ANI, *69, *57, Call Blocking, *67 etc. Describes ESS, SS7, CNA, CAMA, DNR, Diverters, Centrex - *more!* \$19.

SECRETS OF SOLDERLESS BREADBOARDS

100 MHz from SB designs? Major firm offers such boards! SBs are excellent for many final and permanent circuits, and for many RF, Hi-V and Hi-I circuits! And much safer to health and environment. Comprehensive. Dozens of tips! \$29.

HACKING THE INTERNET

The latest tricks and methods being used on the Net to pirate software (warez) and the newest hacking websites. *Updated every two months.* Includes examples, countermeasures, password defeats, UNIX, Sprintnet, brute force methods, lots of tips, *and more!* \$29.

COMPUTER PHREAKING

Describes in detail how computers penetrate each other, and how VIRUSES, TROJAN HORSES, WORMS are implemented. Dozens of computer crime and abuse methods and countermeasures. Includes disk filled with hacker text files and utilities, and the legendary FLUSHOT+ protection system. Internet advice, password defeats, glossary - *much more!* Manual + PC Disk! \$39.

MANY MORE TITLES!

- Hacking Fax Machines - \$29
- PBX Hacking - \$19
- Voice Mail Hacking - \$29
- Beyond Phone Color Boxes - \$29
- Hacking Answer. Machines - \$19
- The Hacker Files - \$39
- Internet Cons & Scams - \$19
- Internet Tracking & Tracing - \$29
- Hacking the Internet - \$25
- Cookie Terminator - \$19
- Beyond Van Eck Phreaking - \$29
- Casino Hacking - \$25
- Credit Card Scams - \$29
- Social Engineering - \$29
- Cons & Scams - \$29
- Polygraph Defeats - \$25
- By an Order of the Magnitude - \$49
- Ultimate Success Manual - \$19
- Stealth Technology - \$19
- Secret & Survival Radio - \$19
- Secret & Alternate IDs - \$15
- Rocket's Red Glare - \$29
- High Voltage Devices - \$29
- Mind Control - \$29
- Under Attack! - \$29
- Radionics Manual - \$29
- Heal Thyself - \$19

SPECIAL PROJECTS

We will design & build just about anything! Ask for our free **SP Application Form!** Hardware now done as **SPECIAL PROJECTS** only

THE DIRTY-2 DOZEN!

24+ Disks. See CATALOG!

STOPPING POWER METERS



As reported on "60 MINUTES"!

All-new 6th Edition! Over 45 pages jam-packed with how devices can slow down (even stop) watt-hour meters - while loads draw full power! Device plugs into one outlet and normal loads into other outlets. Describes meter creep, overload droop, etc. Plans only! \$29.

THE I.G. MANUAL: External magnetic ways (applied to meter) to slow down and stop power meters while drawing full loads. Plans \$25.

KW-HR METERS: How watt-hour meters work, calibration, error modes (many), ANSI Standards, etc. Demand and Polyphase Meters. Experimental results to slow and stop meters by others. \$25.

All 3 (above), *Only \$59!* (Add \$20 for SPM Video)

MAIL \$3 FOR OUR LATEST CATALOG TO: (\$1 w/order)

CONSUMERTRONICS

2430 Juan Tabo, NE, #259, ABQ, NM 87112
P.O. Box 23097 ABQ, NM 87192

Order Today! 505-237-2073 (9-6, M-F)

Fax: 505-292-4078 (all hours, orders only) Web Adventure: www.tsc-global.com

Established in 1971. Featured on CBS "60 Minutes," Forbes, New York Times. Add \$5 total S/H (US, Canada).

Sold for educational purposes only. Postal M.O. is fastest. VISA, MC OK. COD add \$7.
See Catalog for LIMITED WARRANTY, SPECIAL PROJECTS and all other Policies

\$29 SPM THE VIDEO!




Now its easier to learn about KW-HR Power Meters than ever before! This educational video shows you how they work and their anatomy. Demonstrates SPMEM device and external magnetic methods used to slow and stop meters! Hosted by a top expert in the field. From the novice to the pro, an excellent source of info on these exciting devices! Great in combo with our SPM related manuals!

Only \$49 for SPM video + SPM manual!!

CIRCLE 226 ON FREE INFORMATION CARD

New and Pre-Owned Test Equipment

Goldstar



Model OS-9100P → \$899.00
Full 100 MHz Bandwidth!

- Dual-Channel, High Sensitivity
- TV Synchronization Trigger
- Calibrated Delayed Sweep
- Includes Two Probes, 2 Year Warranty

Spectrum Analyzer
B+K Precision
Model 2625

- 150kHz - 1050MHz
- 80dB Dynamic Range
- AM/FM demod included

Only \$2,195.00!

Pre-Owned Oscilloscope Specials

Tektronix 2213	60 MHz	\$549.00
Tektronix 2215	60 MHz	\$649.00
Tektronix 465	100 MHz	\$599.00
Tektronix 465B	100 MHz	\$729.00
Tektronix 475	200 MHz	\$829.00
Tektronix 475A	250 MHz	\$1,199.00

- Professionally Refurbished
- Aligned & Calibrated to Original Specifications
- The Industry Standard of Oscilloscopes
- 1 Year Warranty - The Longest Available!!!

We Buy Surplus
Test Equipment

SIMMax

Module Tester

- * Tests 72/30 pin SIMMs
- * Stand alone/portable
- * Identifies SIMM properties
- * 10 built-in tests identify most memory defects

Only \$599.00!

See us on the Web!
www.fotronic.com

Test Equipment Depot

A FOTRONIC CORPORATION COMPANY

99 Washington St. Melrose, MA 02176
(781) 665-1400 • FAX (781) 665-0780

email: afoti@fotronic.com



TOLL FREE 1-800-99-METER

1-800-996-3837

CIRCLE 323 ON FREE INFORMATION CARD

"I earned \$1,000 on just 12 VCR repairs in one week"

A true statement by Paul B.* of San Pedro, California

How to cash in on skyrocketing field of VCR repair!

You too can earn up to \$85 an hour, pocket \$200 a day, double your income...in the high-profit field of VCR repair...part-time or full time. There are over 77 million VCR's currently in use in America today - a lot of business out there just waiting for you!

Here is a once-in-a-lifetime opportunity to go into a booming business of your own, make really big money starting right away, be your own boss and enjoy financial freedom and security.

It's easy to learn VCR cleaning, maintenance and repair at home in just a few short weeks through Foley-Belsaw's unique method which emphasizes the mechanics involved in 90% of all repairs, without dwelling on all the unnecessary basic electronics. This exclusive practical hands-on course was developed and proven over a long period of time in an actual VCR repair shop. It combines simple step-by-step lessons with easy-to-follow video cassette guidance. No special experience or electronics background is necessary. Just average mechanical aptitude and the ability to follow simple A-B-C repair procedures that are clearly outlined for you. And when you complete the course you will receive the School's official diploma attesting to your expertise.



Send coupon today for FREE Fact Kit. No obligation.

Don't miss out on this opportunity to give your income a tremendous boost. Send in the coupon NOW. Get all the facts and study them in the privacy of your own home. There's absolutely no obligation and no salesmen will call on you. So don't delay. Mail the coupon today!

"I started 3 months ago, now earn over \$900 a week."
D.K., New York, NY

"Took in over \$3,200 in the past 10 days!"
H.H., Denver, CO

"Doubled my income within 6 weeks."
R.B., Bakersfield, CA

*Last name withheld by request.

MAIL TODAY FOR FREE INFORMATION PACKAGE

**Foley-Belsaw Institute,
6301 Equitable Road
Kansas City, MO 64120-1395**



CHECK ONE BOX ONLY FOR FREE INFORMATION KIT!

- YES**, without obligation send me information on how I can learn at home to become a VCR technician. 62816
- Computer Repair 64718
- Computer Programmer 35534
- Networking Specialist 39345
- TV/Satellite Dish 31587
- Electrician 95393
- Computer Specialist 38358

Name _____

Address _____

City _____ State _____ Zip _____

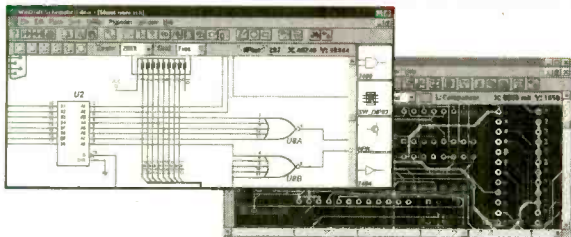
PC PLACE

July 1998, Electronics Now

Electronic CAD

You could pay up to ten times more for many of the same features that you get with these innovative design tools.

\$29.95



Over 25,000 people use WinDraft Schematics and WinBoard PCB layout tools for Windows. Now, you can buy a special 200 pin version of these best selling Windows based tools for only \$29.95 each.

You get everything you need to complete your circuit designs at an affordable price and it's easy to expand as your designs grow.

For the name of your local NTE distributor, Call 1-800-683-6837, or browse the internet www.ivex.com/nte.html



EPROM+

A DEVICE PROGRAMMER FOR BENCH AND FIELD



GET MORE INFO FROM OUR WEBSITE!
www.arlabs.com

SUPPORTS ALL STANDARD PARTS!

USES PARALLEL PRINTER PORT!

FIRST GENERATION EPROMS (24 PIN) 2708, TMS2716*, 1702*, 25XX
SECOND GENERATION EPROMS (24, 28, 32 PIN) 2716 - 27C080 (8 MEG)
16 BIT EPROMS* (40, 42 PIN) 27C1024 - 27C160 (16 MEG)
FLASH EPROMS* (32 PIN) 28F, 29C, 29EE, 29F FAMILIES PLUS BOOT BLOCK
EEPROMS/NVRAMS (24-32 PIN) 28C04 - 28C010, X2210/12, ER5901, 12XX
SERIAL EEPROMS* (ALL 8 PIN PARTS) 17, 24, 25, 35, 59, 80011, 85, 93, ER1400
BIPOLAR PROMS* (16-24 PIN) 74SXXX AND 82SXXX FAMILIES
MICROCONTROLLERS* (ALL FAMILIES) 874X, 875X, 87C5XX, 87C75X, 89C5X
89C051 68HC705, 68HC711, PIC12XXX - 16XXX, 17C4X PLUS FLASH AND 14000

- ◆ READ, PROGRAM, COPY COMPARE, FILE LOAD/SAVE (PLUS MORE!)
- ◆ FULL SCREEN EDITOR W/25 COMMANDS + BYTE & WORD MODES
- ◆ SOFTWARE RUNS UNDER DOS, WIN3.1/95 ON ANY SPEED MACHINE
- ◆ MADE IN THE USA • 30 DAY MONEY BACK GUARANTEE *ADAPTER REQUIRED (DIAGRAMS INCLUDED)

SYSTEM INCLUDES: PROGRAMMING UNIT, SOFTWARE, PRINTER PORT CABLE, PRINTED MANUAL AND POWER PACK

ANDROMEDA RESEARCH
P.O. BOX 222
MILFORD, OHIO 45150
(513) 831-9708 FAX (513) 831-7562

\$289

\$5.00 SHIPPING • \$5.00 C.O.D.
VISA • MASTERCARD • AMEX

Turn Your Multimedia PC into a Powerful Real-Time Audio Spectrum Analyzer

Features

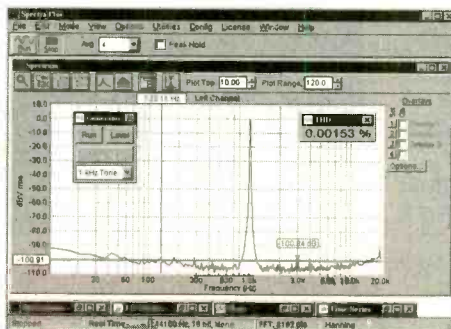
- 20 kHz real-time bandwidth
- Fast 32 bit executable
- Dual channel analysis
- High Resolution FFT
- Octave Analysis
- THD, THD+N, SNR measurements
- Signal Generation
- Digital Filtering
- Triggering, Decimation
- Transfer Functions, Coherence
- Dynamic Data Exchange (DDE)
- Time Series, Spectrum Phase, Spectrogram and 3-D Surface plots
- Real-Time Recording and Post-Processing modes

Applications

- Distortion Analysis
- Frequency Response Testing
- Vibration Measurements
- Acoustic Research

System Requirements

- 486 CPU or greater
- 8 MB RAM minimum
- Win. 95, NT, or Win. 3.1 + Win.32s
- Mouse and Math coprocessor
- 16 bit sound card



Priced from \$299

(U.S. sales only - not for export/resale)

Professional Quality Sound Cards Available...Call

DOWNLOAD FREE 30 DAY TRIAL!

www.telebyte.com/pioneer

PHS

Pioneer Hill Software
24460 Mason Rd. N.W.
Poulsbo, WA 98370

Spectra Plus 4.0

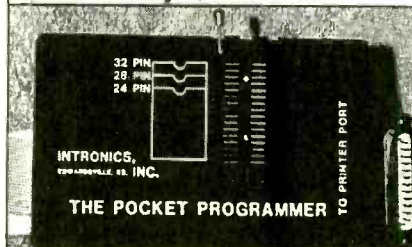
Affordable Signal Processing Software

Sales: (360) 697-3472

Fax: (360) 697-7717

e-mail: pioneer@telebyte.com

The Pocket Programmer Only \$129.95



The portable programmer that uses the printer port of your PC instead of an internal card. Easy to use software that programs Eprom, EEprom, Flash & Dallas Ram. 27(C) / 28(C) / 28F / 29F / 29C & 25XX series from 16K to 8 Megabit with a 32 pin socket. Adapters available for Pic, PLCC, 5-Gang, 874X, 875X MCU's, 40-Pin X 16 & Serial Eprom's, 82/74 Prom's and Eprom Emulator to 32K X 8.

Same Name, Address & Phone # for 16 Years... Isn't it Amazing ?

Intronics, Inc.

Box 13723 / 612 Newton St.
Edwardsville, KS 66113 Add \$5.00 COD
Tel. (913) 422-2094 Add \$4.00 Shipping

Fax (913) 441-1623 Visa / Master Charge

386 MINI-PC \$83

1K PRICE
EVAL \$295
8088 \$27



- includes:
- 5 Serial, 3 Parallel (32bit max)
 - Up to 8 meg ROM (27C080)
 - 32k RAM exp. to 64Mbyte
 - Battery backed RT Clock
 - LCD and Keyboard ports
 - IRQ x15, DMA x2, TIMER x4
 - On-board LED display
 - Industry Standard PC Bus

Perfect when a full-size PC is too large, expensive, or power hungry. A fully functional single board computer, needs only program and power source. Runs DOS / WINDOWS. Use Turbo C, BASIC, MASM. All utilities to do this included.

A to D D to A CONVERTERS

For PC or SBC
8,12,16 bit resolution
up to 24 channels
starting at \$21 OEM (1k)
eval kit \$75

\$95 UNIVERSAL PROGRAMMER

FLASH, EEPROM, NVRAM, EPROM up to 8 meg (27C64-080). Adapters for micros, PLCC, etc. Parallel port version for notebook. FAST AND EASY TO USE.



LOW COST... LOW POWER...

LOW RISC!

QTY 1K PRICE
\$1.99
EVAL KIT 7.00

LOWER COST, FASTER, EASIER TO PROGRAM SINGLE CHIP COMPUTER

COMPARE:	16C54	MV12#0	PINOUT:
OEM (1K) PRICE	\$2.57	\$1.99	
RS232 PROGRAM DOWNLOAD	NO	YES	RESET 1 20 VCC
SINGLE CHIP OPERATION	NO	YES	PD0 2 19 PB7
BUILT-IN BASIC	NO	YES	PD1 3 18 PB6
EEPROM DATA MEMORY	NONE	64	XOUT 4 17 PB5
PROGRAM MEMORY	768 OTP	1K FLASH	XIN 5 16 PB4
MATH REGISTERS	1	32	PD2/INT 6 15 PB3
MAX INSTRUCTIONS / SEC	5M	20M	PD3 7 14 PB2
MAX COUNTER BITS	16	18	PD4/TMR 8 13 PB1/AD1
INPUT / OUTPUT BITS	12	15	PD5 9 12 PB0/AD0
A TO D COMPARATOR	NO	YES	GND 10 11 PD6
HARDWARE INTERRUPTS	NONE	3	
- LONG WORD INSTRUCTION - FRIENDLY SYMMETRIC ARCHITECTURE -			

PC SOLID STATE DISK

\$21 OEM (1k) eval kit 75.00
FLASH / RAM / EPROM
256K-16M PCMCIA/DIPS

No More Hangups...
PC WATCHDOG!
Reboots PC OEM \$21 EVAL \$75

VGA LCD 640x480 controller for PC or SBC
\$27 oem \$95 eval
combo LCD/CRT version available



visit our web site: www.star.net/people/~mvs

MVS BOX 850
MERRIMACK, NH 03054
(508) 792-9507




5yr Limited Warranty
Free Shipping
Hrs: Mon-Fri 10-6 EST

CIRCLE 324 ON FREE INFORMATION CARD


Digital Oscilloscopes

100 MSa/s Parallel Port Based DSO



- 2 Ch. Digital Oscilloscope
- 100 MSa/s Max Single-Shot Rate on Both Channels
- 60MHz Input Bandwidth
- 32K Samples Per Channel
- Optional FFT Spectrum Analyzer*, Advanced Math* and TV Line Trigger**
- IEEE Pulse Parameter Measurements
- One touch Auto-Setup
- Advanced Pulse Triggering*
- Hands-Free Voice Control
- Easy to use Windows and DOS Software Included
- Parallel Port Interface to Laptop or Desktop PC
- Small and Lightweight (9 oz and 6.3" x 3.75" x 1.25")
- Free Demo Software on Web

For \$499 you get the model DSO-2102S Oscilloscope, Probes, Interface Cable, Power Adapter, and Windows and DOS Software.
*DSO-2102M \$599 **TV-Line Module \$149



DSO w/Logic Analyzer (ISA based)



- 200 MSa/s Max Single-Shot Sample Rate
- 2 Oscilloscope Channels
- 8 Logic Analyzer Channels
- 10 Channels Simultaneously
- 125 MHz Single Shot Bandwidth
- Up to 128K Samples/Channel
- FFT Spectrum Analyzer included

DSO-28264 (10Ch, 200MSa/s, 64k) \$1999

DSO-28464 (20Ch, 200MSa/s, 64k) \$3799

All prices include Probes and Software



Link Instruments (973) 808-8990

369 Passaic Ave. • Suite 100 • Fairfield, NJ 07004

www.LinkInstruments.com/en7 • Email: Sales@LinkInstruments.com

CIRCLE 330 ON FREE INFORMATION CARD

PC PLACE

July 1998, Electronics Now

91

The World's Largest Source for Home Automation

- The Best & Most Comprehensive Home Automation Catalog in the Industry.
- Best Customer Service & Technical Support

FREE
144 page full color catalog!

Thousands of hard-to-find automation, X-10 and wireless control products. Computer interfaces, software, development tools, lighting control, telephone systems, security systems, surveillance cameras, infrared audio/video control, home theater, touchscreen control, HVAC, pet care automation, wiring supplies, books and videos and much more!

World's Largest Selection!

Lowest Prices Guaranteed!

HOME AUTOMATION SYSTEMS, INC.

Questions: 714-708-0610 Fax: 714-708-0614

e-mail: catalog@smarthome.com

www.smarthome.com

Call for a **FREE** Catalog! 800-762-7846


800-SMART-HOME

Dealers/Resellers ask about our HASPRO Dealer Program 800-949-6255



PROGRAMMERS OVER 50 MODELS

ADVANTECH EETOOLS NEEDHAMS DATA I/O ICE TECHNOLOGY HILO SYSTEM GENERAL CHROMA MODULAR CIRCUIT TECHNOLOGY XELTEK



PROMAX EMP-20 MEGAMAX MEGAMAX4 SIMM/SIP TESTER EMUPA

CALL ADVANTECH LABTOOL	599 EETOOLS SIMMAX
629 ICE TECH MICROIV	795 CHROMA SIMM/SIP
650 EETOOLS ALLMAX +	359 MOD-MCT-EMUPA/R
409 EETOOLS MEGAMAX	279 MOD-MCT-EMUP/R
509 EETOOLS MEGAMAX4	49 EPROM 1G TO 512K
369 XELTEK SUPERPRO I	69 EPROM 1G TO 1MEG
409 XELTEK SUPERPRO II P	99 EPROM 4G TO 1MEG
249 XELTEK SUPERPRO L	199 EPROM 16G TO 1 MEG
165 XELTEK ROMMASTER II	89 EPROM 1G TO 8MEG
479 MOD-MCT-EMUPA	129 EPROM 4G TO 8MEG
739 STAG ORBIT-32	250 EPROM 8G TO 8MEG



LABTOOL48 MICROMASTER SUPERPRO ALLMAX PLUS ROMMASTER2

General Device Instruments

Sales 916-393-1655 Fax 916-393-4949 BBS 983-1234

Web www.generaldevice.com E-Mail icdevice@best.com



One tree can make 3,000,000 matches.



One match can burn 3,000,000 trees.

ROBOTIC MACHINING

ROUTE, MILL, DRILL, CARVE, ENGRAVE, PAINT
IN WOOD, PLASTIC, VINYL, PC BOARD, & LIGHT METALS!

- 4 MOTOR GANTRY MILL CONFIGURATIONS
- PC COMPUTER CONTROLLED CNC/DNC
- IMPORT/ EXPORT FILES TO OTHER CADS
- AUTO-BACKLASH COMPENSATION
- PRE-MACHINED HEAVY CASTINGS
- SIMULTANEOUS 3 AXIS MOTION
- FREE 3D CAD/CAM SOFTWARE
- AVAILABLE IN KITS OR ASSEMBLED
- EXPEDITE SERVICE ALSO AVAILABLE
- OPTIONAL ALUMINUM WAY COVERS
- .001" RESOLUTION / AMERICAN MADE



STARTING AT
\$695.00

3 AXIS UNITS
FROM 12" X 12" TO
66" X 66" MACH. AREA

<http://www.uscyberlab.com>

U.S. CYBERLAB, INC. 14786 SLATE GAP RD., WEST FORK, AR 72774

CALL NOW FOR INSTANT SPECS 501-839-8293 24 HR. FAX-BACK

Use Your PC to Monitor and Control Your Environment

PC Host Adapter



HA3

RS232 to 1-Wire™ protocol host adapter interface. Converts standard PC serial port to a 1-Wire™ network. All interface components are contained inside the DB9 shroud. The HA3 supports all Point Six Products.

- No external power required.
- Includes OneSix™ DDE Server Software.
- Connects to 9 pin RS232 port on the PC.
- 2000' Network and 200 1-Wire™ devices.
- Weight 0.5 lb.
- One year warranty.

OneSix™ DDE Server



A software server driver for Windows® 95, 3.1 and 3.11 that allows easy interface of 1-Wire™ devices and Point Six products to applications via DDE links. This eliminates the need for low level device communication programming.

- Searches network, adds and auto configures all new devices found.
- Copy and paste links to Office® products like Excel®, Word® and many other DDE capable applications.
- Works with HMI interface software such as Wonderware®, LabView®, and TestPoint®.
- Includes complete help. • Includes an HA3 Host Adapter.
- Weight 0.5 lb. • One-year warranty.

1-Wire™ Probes



STP010

Our probe designs are based on 1-Wire™ protocol devices. All probes are multi-dropable and supported by OneSix™ DDE Server Software.

- Digital Data Output.
- Built-in multi-drop controllers. • All Data is CRC16 error checked.
- Unique device addressing.
- Calibration data stored in internal ROM memory.
- No external power required.
- Standard Temperature Range -30 to +182°F.
- Requires Host Adapter or existing network.
- Weight 1.0 lb. • One-year warranty.

Very Low Cost Per Point Temperature Monitoring

Item	Description	Price
HA3	Host Adapter	69.95
ONESIX	DDE Server Software Driver	69.95
T1SS	Single Channel Digital I/O Solid State Relay Backplane	29.95
STP010	Standard Temperature W 10' Lead	14.95
STP025	Standard Temperature W 25' Lead	16.95
PRP001	Pressure Probe 0-30 PSI Absolute	159.95
PHP001	pH Probe 0-14pH	159.95
HMP001	Humidity Probe 0 - 100% RH	159.95
FCP001	Force Probe 1500gm	179.95
DS1820	Digital Thermometer Chip	3.49

Two wire multi-drop network based on Dallas Semiconductor 1-Wire™ Protocol



<http://www.pointsix.com>

Example: 25 Digital Thermometer Chips, 1000ft Cat-5 Cable, HA3 Host Adapter, OneSix™ DDE Server Software Driver, and Windows® Monitoring Application all for less than \$10 per point.

Point Six, Inc. To Place An Order Contact Us At 138 E. Reynolds Road Lexington, KY 40517 Phone: 606-271-1744 FAX: 606-271-4695 E-Mail: sales@pointsix.com

Electronic CAD for Windows

Professional Windows EDA tools at an affordable price with powerful features to make designing faster. WinBoard PCB layout delivers sophisticated interactive routing for complex designs, plus it has the tools needed for high-speed circuits, analog, RF and SMT designs.

WinDraft® Schematics

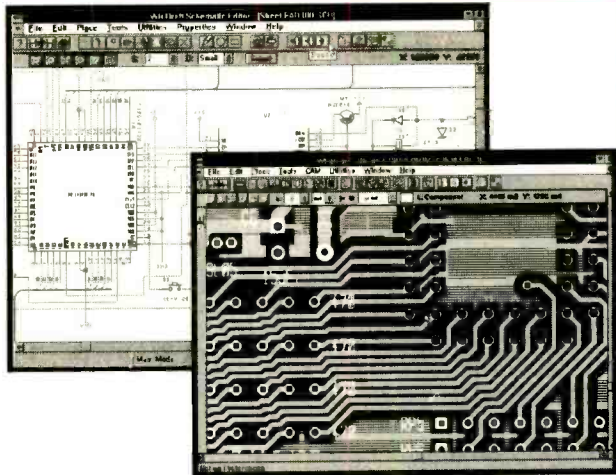
- ◆ Use True-Type fonts. Quickly copy and paste into other applications.
- ◆ Supports hierarchical designs, electrical rules checking, Annotation & Bill of Materials.
- ◆ Thousands of library parts and symbol editor included.

WinBoard™ PCB layout

- ◆ Supports 16 layers, multiple copper pours, and advanced features for RF designs.
- ◆ SMD & through hole library with on-line graphical editor.
- ◆ CAM outputs include BOM, in-circuit test, NC Drill, Gerber, Pick & Place, & Advanced Design Rule Checking (DRC).

With our unique **pin capacity** versions you only pay for what you need. You choose the base configuration to suit your needs today, and expand that configuration to handle increased pin capacity as your design requirements change.

WinDraft 2.0 Available Now



- \$ 250 WinDraft or WinBoard - P650
- \$ 495 WinDraft or WinBoard - unlimited
- \$ 895 WinBoard P650 with CCT Spectra® autorouter.

Thousands of satisfied customers are using this new generation of powerful and affordable Windows EDA tools from Ivex. Your satisfaction is guaranteed!

World Wide Web: <http://www.ivex.com>

Information and free evaluation version is available on the Ivex WW Web, FTP and BBS.

Tel: (503) 531-3555
 Fax: (503) 629-4907
 BBS: (503) 645-0576



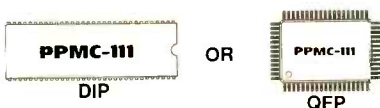
Ivex Design International. 15232 NW Greenbrier Parkway. Beaverton, Oregon 97006. USA.

ADV2_1

CIRCLE 319 ON FREE INFORMATION CARD

Intelligent Stepper Motor Control

67,000 pps... Trapezoidal or Parabolic Acceleration
 "On-the-Fly" Speed Change... Lots of other stuff too



\$29.50 (100's)

PC compatible DEMO BOARD available




Sil Walker
 880 Calle Plano, Unit N, Camarillo, CA 93012
 (805)389-8110 voice... (805)484-3311 fax... Email: silwkr@vcnet.com

Filter Wiz v2.0

ACTIVE FILTER design software for Windows. Provides mastery of lowpass, highpass, bandpass and bandstop filters. Enhance critical signal components while controlling noise and other interference. Meets the needs of both novice and professional designer. Standard (LE) version \$89, PRO version \$199.

Download: <http://www.schematica.com>
 sales@schematica.com FAX:250-642-2644



RADIATION[®] A • L • E • R • T

QUALITY AT YOUR FINGERTIPS

The easy to build Monitor 4 kit is a cost effective way for you to survey for radiation



BUILD OR BUY YOUR OWN GEIGER COUNTER


The finished kit is a sturdy general purpose Geiger counter capable of detecting alpha, beta, gamma, and x-rays. Kit price \$160.00



S.E. International, Inc.
P.O. Box 39
Summertown, TN 38483-0039
Tel: 800-293-5759 Fax: 931-964-3564
E-mail: selinc@usit.net Website: seintl.com

Learn MICROCONTROLLERS EMBEDDED SYSTEMS and PROGRAMMING...

...with the AES learning system/ embedded control system. Extensive manuals guide you through your development project. All programming and hardware details explained. Complete schematics. Learn to program the LCD, keypad digital, analog, and serial I/O. for your applications.



THREE MODELS AVAILABLE. Choose from an Intel 8051, Intel 8088, or Motorola 68HC11 based system. All models come with:

- 32K Byte ROM. 32K Byte RAM • 2 by 16 Liquid Crystal Display • 4 by 5 Keypad • Digital, Analog, and Serial I/O • Interrupts, timers, chip-selects • 26 pin expansion connector • Built-in Logic Probe • Power Supply (can also be battery operated) • Powerful ROM MONITOR to help you program • Connects to your PC for programming or data logging (cable included) • Assembly, BASIC, and C programming (varies with model) • Program disks with Cross Assembler and many, well documented, program examples • User's Manuals: cover all details (over 500 pages) • Completely assembled and ready to use • Source code for all drivers and MONITOR • Optional Text Book

Everything you need. From \$279.
Money Back Guarantee

Call for Free Info Pack, or see
WEB at <http://www.aesmicro.com>
714-550-8094, FAX 714-550-9941



Call 1-800-730-3232

AES 575 ANTON BLVD., SUITE 300, COSTA MESA, CA 92626, USA



To learn more about life-saving techniques,
call your Red Cross.




American
Red Cross

POPTRONIX[®]

Awaiting your call! **Online Edition**

<http://www.poptronix.com>

SC552ES CONTROLLER



- 80C552 @ 22MHz
- Enhanced BASIC Language
- 6"x9" circuit board
- 10 5A relay outputs
- 3 LED or logic outputs
- 16 opto-isolated inputs
- 8 ch. 10 bit analog inputs
- 2 ch. 8 bit analog outputs
- Real Time clock/calendar
- 128K Static RAM
- 128K FLASH memory
- 256 byte serial EEPROM
- 3 serial ports (RS232/485)
- IIC bus expansion
- Plug-on I/O terminal blocks
- Single 12Vdc operation.

APPLICATION
READY ONLY



\$349.95

SYLVA
CONTROL SYSTEMS

519 Richard Street, Thunder Bay, Ontario, Canada P7A 1R2
Ph. 807-769-2487 Fax 807-767-0587
www.sylvacontrols.com info@sylvacontrols.com

RF Wireless Remote Control

- 1,2,3,4 - channel transmitters
- 4-channel superhet receiver module
- LED, relay, and transistor output modules



Intelligent Products

79 Daily Dr. #127, Camarillo, CA 93010
(805) 384-0579 FAX (805) 389-1757

SCIENCE FAIR ELECTRONICS

One of the largest electronic kit selection

Address: 9740 CAMPO RD. #209
SPRING VALLEY, CA 91977

PHONE: (619) 668-0078
PHONE: 1-800-475-0349
FAX: (619) 668-0054

We Carry Electronic Kits, Robots,
Motors, Tools, Test Equipment,
batteries, etc.

To receive a **FREE CATALOG** fax or
mail your address with phone number
to the address above and you will
automatically become a member with
no extra charge.

TVMessenger

Caller ID for TV!



TVMessenger provides:

- Convenience
- Uninterrupted TV viewing
- Callers' log
- Visual call indicator

Only \$89.95

• Ease of use
• Security
Not available in stores!

Arrow Technologies
13341 A St., Omaha, NE 68144
1-888-554-2776

BEST DEALER PRICING!

CABLE DIRECT

CONVERTERS • FILTERS
DESCRAMBLERS

IMPROVE YOUR IMAGE WITH
VIDEO STABILIZERS

FREE CABLE TV CATALOG!

100% MONEY BACK GUARANTEE!

30 DAY FREE TRIAL!

Now you can tune-in your favorite cable TV programming and **SAVE \$100'S - EVEN \$1000'S** on premium CABLE TV EQUIPMENT.



MODERN ELECTRONICS
1-800-906-6664

2609 S. 156TH CIRCLE • OMAHA, NE 68133
<http://www.modernelectronics.com>

Interactive catalog: www.tvview.com

TV cable CONVERTERS & EQUIPMENT



- * 30 days money back guarantee
- * 1 yr warranty
- * Quantity Discounts
- * Dealers Welcome!

VISA MC AMEX C.O.D.

TekView Electronics

(800)739-2253

COMPLETE INTEGRATED CAD/CAE SYSTEM Schematic, Simulation and Layout

EDWIN NC^{*} Delux 3

- ☐ Full integration of Schematic and Layout
- ☐ On-line help
- ☐ Library viewer with editing possibility
- ☐ Up to 100 schematics sheets
- ☐ Up to 32 layers
- ☐ Automatic DRC with user specified parameters
- ☐ Automatic component renaming
- ☐ Mixed-mode simulation (AC, DC and TD analysis)


Optionals:

- ☐ Thermal Analysis for PCI: \$ 29,99
- ☐ EDSpice Simulator (Spice): \$ 59,99
- ☐ EDCoMx (Spice model generator): \$29,99



Windows a registered trademark of Microsoft Inc.

FOR ONLY \$149.99



EDAShop

P.O. Box 55-8207

Miami, Florida 33255-8207

Phone: (305) 267-4005 Fax: (305) 267-0709

Web site: <http://www.edashop.com>

* The "NC" version (Non-Commercial) is destined only for students, hobbyists and educational institutions. Companies must purchase the "Professional" version. However, there aren't any differences between "NC" and "Professional" versions.

EZ-EP DEVICE PROGRAMMER - \$169.95

Check Web!! -- www.m2i.com

Fast - Programs 27C010 in 23 seconds

Portable - Connects to PC Parallel Port

Versatile - Programs 2716-080 plus EE and Flash (28F,29C) to 32 pins

Inexpensive - Best for less than \$200

- Correct implementation of manufacturer algorithms for fast, reliable programming.
- Easy to use menu based software has binary editor, read, verify, copy, etc. Free updates via bbs or web page.
- Full over current detection on all device power supplies protects against bad chips and reverse insertion.
- Broad support for additional devices using adapters listed below.

Available Adapters

EP-PIC (16C5x, 61, 62x, 71, 84)	\$49.95
EP-PIC64 (62-5, 72-4)	\$39.95
EP-PIC12 (12C50x)	\$39.95
EP-PIC17 (17C4x)	\$49.95
EP-51 (8751, C51)	\$39.95
EP-11E (68HC11 E/A)	\$59.95
EP-11D (68HC711D3)	\$39.95
EP-16 (16bit 40pin EPROMs)	\$49.95
EP-Z8 (Z86E02, 3, 4, 6, 7, 8)	\$39.95
EP-SEE2 (93x, 24x, 25x, 85x)	\$39.95
EP-750 (87C750, 1, 2)	\$59.95
EP-PEEL (ICT22v10, 18v8)	\$59.95
EP-1051 (89C1051, 2051)	\$39.95
EP-PLCC (PLCC EPROMs)	\$49.95
EP-SOIC (SOIC EPROMs)	\$49.95

Many Other Adapters Available

M²L Electronics

310/837-7818 Fax/BBS: 310/841-8060

3526 Jasmine #4; Los Angeles, CA 90034

CA orders add 8.25% sales tax
<http://www.m2i.com>



VIDEO-SYNC GENERATOR



Restores Horizontal and Vertical Sync Lines from Distorted Video



Lost Sync



Restored Sync with VSG

For Free Information Package and Pricing

Call 219-236-5776
www.south-bend.net/rcd

R.C. Distributing, P.O. Box 552, South Bend, IN 46624

Quality Microwave TV Systems

WIRELESS CABLE - IPTS - MMDS
ATV - INTERNATIONAL - DIGITAL
Amplifiers • Antennas • Books • Components
• RF Frequency 2100-2700 MHz
• SASE For "FREE" Catalog or Send \$1

PHILLIPS-TECH ELECTRONICS

P.O. Box 13074 • Scottsdale, AZ 85287-3074

CALL/PHONE: 602-947-7700

ORDER LINE: 800-880-MMDS

FAX LINE: 602-947-7799

WEBSITE: www.phillips-tech.com

E-MAIL: product@phillips-tech.com



CHALLENGER SYSTEM
31-Channel Complete \$240
Other Systems Available
5 Year Warranty
FREE SHIPPING

VARIAC

Excellent for controlling & testing various electronic products such as. Motor. Transformer. Lighting Control. School Electronics Lab / **1000VA**



\$69.89

DIGITAL MULTIMETER

Basic Digital Multimeter with Transistor "hfe" and Continuity Test.



\$11.99

1-888-456-4517

Associated Elec. & Eng. Co./ AEEC

PO Box 4766,
Santa Clara CA 95056

MO-TECH DISTRIBUTORS YOUR MIDWEST PANASONIC CONVERTER WHOLESALER

PANASONIC

TZPC1453G2

"Top of the line converter" featuring sleep timer, parental lock, standard/HRC switchable, last channel recall, favorite channel memory, and 83 channel capable.

TZPC1003


One of our best selling converters featuring sleep timer, parental lock, last channel recall, favorite channel memory, and 80 channel capability.

TZPC175DG2

Our "Top of the line" converter with volume control. Featuring sleep timer standard/HRC switchable, parental lock, last channel recall, favorite channel memory and 83 channel capable.

**Phone (810) 739-2710
Fax (810) 739-3517**

Low Cost PICmicro Tools



EPIC Pocket PIC Programmer - \$59.95

❖ Programs PIC12C50x, 67x, 16C55x, 6x, 7x, 8x

PICProto Boards - \$8.95 to \$17.95

PicBasic Compiler - \$99.95

new! PicBasic Pro Compiler - \$249.95

BASIC makes it easy for you to program the fast and powerful Microchip PIC microcontrollers

- ❖ Expanded BS1/2 compatible instruction set
- ❖ True compiler provides faster program execution and longer programs than BASIC interpreters

microEngineering Labs, Inc.

Box 7532 Colorado Springs CO 80933

(719) 520-5323 fax (719) 520-1867

http://www.melabs.com

CABLE TV CONVERTERS

Equipment & Accessories
Wholesalers Welcome

Call **C&D ELECTRONICS**
1-888-615-5757 M-F 10a-6p

BUGGED??

EAVESDROPPING is unbelievably widespread! Electronic Devices with amazing capabilities can be monitoring your telephone and room conversations **RIGHT NOW!** Are you sure you're safe? **FREE CATALOG** tells you fast! Includes Free Bonus details on fantastic opportunities now open in Counter-Surveillance field. Exciting, immensely interesting and **EXTREMELY** profitable (up to \$250/hr) full/part-time income. Call Now! **1-800-732-5000**

The Electronic Experimenter's Journal

It's part catalog, part magazine and part data book with kits, parts, plans, articles, and application notes.

Call for your **FREE** copy today



Debco Electronics
4025 Edwards Rd.
Cincinnati, OH 45209 **1 800 423-4499**

!!! BROADCAST FARTHER !!!

The model 220 is an 80-110 MHz RF amplifier that connects to mono or stereo FM transmitters and produces a powerful 2-15 watt signal which could broadcast up to 5 miles or more! Requires 50-150 mW drive. Step by step plans complete with part source information and antenna designs... **\$14 PLUS \$2 S&H** NO C.O.D.

Progressive Concepts
Box 586 STREAMWOOD, IL 60107
(630) 736-9822 FAX: (630) 736-0352

FCC License Preparation

Electronics Tech., Avionics, Marine & Radar **HOMESTUDY**—Fast, Easy & Inexpensive Manuals, Audio, Video, PC disks, latest Q&A's Free 1-800-800-7555 "Guaranteed Pass" See at <http://www.worldaccessnet.com> BusinessShowcase/wpt. 4701 NE 47th St. Vancouver, WA 98661 - WPT Publications

SURVEILLANCE

The Latest High Tech Professional Electronic Devices

Our latest catalog offers a HUGE selection of surveillance, counter-surveillance/privacy devices: **pinhole camera \$129⁰⁰**, hidden video, **"realtime" 12-Hour telephone recorder \$139⁰⁰**, 12 hour VOX recorder, phone call register, scanners, bug/phone tap detectors, voice disguisers, phone scramblers, locksmithing tools, vehicle tracking, and much more. Wholesale/retail.

We will not be undersold.

Catalog \$5.00 or

www.spyoutlet.com

SPY OUTLET

PO Box 337, Buffalo NY 14226
(716) 691-3476/(716) 695-8660

ULTIMATE HOME SHOP

Complete tools for metal & woodworking



Starting at **\$995** or write **Smitty** **FREE CATALOG** **Call 1-800-345-6342** **Plus PO Box 511 Assoc. M. 48106-1517**

Cable T.V. Converters & Equipment

Lower Prices
Dealer Discounts
30-Day Money back
1-year warranty
MC, Visa, AE, COD



No Florida Sales

www.cable4you.com

1-(800) 888-5585

HIDDEN VIDEO CAMERA DETECTOR

LOCATES ANY SURVEILLANCE CAMERA OR HIDDEN CAMCORDER



IN WALLS, CLOCKS, LAMPS, ANYWHERE! **only \$59.95** **PROTECT YOUR PRIVACY!**

Pass the CD-2 near walls or any suspect objects and this handheld device will INSTANTLY alert you to ALL wired, wireless, color, B&W, infrared cameras and hidden camcorders! This is a **MUST-HAVE** at home, office, motel, locker room, tanning salon or ANYWHERE your privacy is at risk!

VISA, M/C, CK, MO. COD. Add \$4.50 S&H.

All orders shipped by UPS & include regular updates on NEW high-tech products, plans & kits!

DECO, Box 607, Bedford Hills, NY 10507
ORDER **1-888-DECO-1998** 24 HOURS
TECH / INFO **914-243-0346** PHONE / FAX

Tel: (954) 974-6864
 Fax: (954) 974-6818

GATEWAY PRODUCTS CORP.

Please mail orders to:
 P. O. Box: 93-6397
 Margate, FL 33093

CLOSEOUT SALE - Everything Must Go!


I.C.s ... 30¢ each


 LM324, LM339, LF353,
 LM338, LM358, LM393,
 NE555, LM558, LM741,
 MC1488, MC1489.
 (20 pcs min. No mixing)

TIP ... 30¢ each


 TIP31C
 TIP32C
 TIP120
 TIP125
 (20 pcs min. No mixing)

V. Regulators



 LM317T ... 30¢
 7808 ... 25¢
 7815 ... 25¢
 7818 ... 15¢
 7908 ... 25¢
 7912 ... 25¢
 78L05 ... 20¢
 79L05 ... 20¢
 78L12 ... 20¢
 (20 pcs min. No mixing)

Push Button

10¢
 1/4" Hole
 20 pcs minimum



1W Zener Diodes


 All Voltages... 5¢ ea
 From: 1N4728A (3.3V)
 To: 1N4764A (100V)
 (50 pcs min. No mixing)

I.C. Sockets


 Dual Wipe
 Low profile
 8 pin ... 4¢
 14 pin ... 7¢
 18 pin ... 8¢
 18 pin ... 9¢
 20 pin ... 10¢
 24 pin ... 12¢
 28 pin ... 14¢
 32 pin ... 16¢
 40 pin ... 20¢
 (20 pcs min. No mixing)

Toggle Switches


 Miniature
 1/4" hole
 SPDT ... on-on
 SPDT ... on-off-on
 DPDT ... on-on
 DPDT ... on-off-on
 Only ... 35¢ ea
 100 pcs min. No mixing


CMOS ... 25¢ ea


 CD4001B, CD4011B,
 CD4013B, CD4017B,
 CD4028B, CD4050B,
 CD4066B, CD4069B
 (20 pcs min. No mixing)

HEAT SINK .20¢


 TO-220 and TO-3
 (20 pcs min. No Mixing)


1/2W Zener ... 3¢


 1N5231B ... (5.1V)
 1N5242B ... (12V)
 1N5245B ... (15V)
 1N5252B ... (24V)
 10¢ pcs min. No mixing.


Transistors ... 5¢


 MPSA05, MPSA13,
 MPSA27, MPSA42,
 MPSA58, MPSA92.
 (50 pcs min. No mixing)

4" Cable Ties


 Only ... 2¢ ea
 (100 pcs minimum)

Mono Caps... 5¢ ea


 01uF/50V .047uF/50V
 022uF/50V 1uF/50V
 100 pcs min. No mixing

Cables

6ft Printer Cable
 only ... \$1.00
 6ft VGA Cable
 only ... \$1.00
 Flat Ribbon
 Dual IDE Cable
 only ... \$1.00
 Flat Ribbon
 Dual Floppy Cable
 only ... \$1.00


TTL ... 10¢ each


 74LS174, 74LS244,
 74LS245, 74LS374
 (20 pcs min. No mixing)


XTALS ... 35¢ ea


 4.00MHz
 11.000MHz
 11.0592MHz
 (10 pcs min. No mixing)


Germanium Diodes


 1N80 ... 10¢
 1N270 ... 20¢
 (20 pcs min. No mixing)

Ceramic Disc... 3¢


 (All caps rated 50V)
 10pF 270pF
 22pF 330pF
 27pF 470pF
 33pF .001uF
 47pF .01uF
 100pF .022uF
 150pF .047uF
 220pF .1uF
 100 pcs min. No mixing

SCHOTTKYs


 1N5817 ... 1A/20V ... 10¢
 1N5818 ... 1A/30V ... 11¢
 1N5819 ... 1A/40V ... 12¢
 1N5820 ... 3A/20V ... 14¢
 1N5821 ... 3A/30V ... 18¢
 1N5822 ... 3A/40V ... 18¢
 (20 pcs min. No mixing)

30W Solder Iron


 only ... \$2.00 ea

Solder Wick


 5ft roll
 (5pcs min)



\$20 minimum order. We accept VISA, MC, MO, Check, No-CODs. Please add \$6.00 for shipping & handling (foreign addresses: \$10.00). Florida addresses add applicable county sales tax. Don't let the low prices fool you: All new premium parts. Offer good while supplies last.

CIRCLE 328 ON FREE INFORMATION CARD

CONTROL







RELAYS • LIGHTS • MOTORS

MEASURE

TEMPERATURE • PRESSURE • LIGHT LEVELS • HUMIDITY

INPUT

SWITCH POSITIONS • THERMOSTATS • LIQUID LEVELS


MODEL 30 \$79  <ul style="list-style-type: none"> • PLUGS INTO PC BUS • 24 LINES DIGITAL I/O • 8 CHANNEL-5 BIT A/D/IN • 12 BIT COUNTER • UP TO 14K SMP/SEC 	MODEL 45 \$159  <ul style="list-style-type: none"> • RS-232 INTERFACE • 8 DIGITAL I/O • 8 ANALOG INPUTS • 2 ANALOG OUTPUTS • 2 COUNTERS-24 BIT
MODEL 100 \$279  <ul style="list-style-type: none"> • 12 BIT 100 KHZ A/D • 4 ANALOG OUTPUTS • 3 TIMER COUNTERS • 24 DIGITAL I/O 	MODEL 150-02 \$179  <ul style="list-style-type: none"> • RS-232 INTERFACE • TRANS, 20 AMPS • 12 BIT A/D • OPTO-ISOLATED • COMPLETE DMM
MODEL 40 \$99  <ul style="list-style-type: none"> • RS-232 INTERFACE • 28 LINES DIGITAL I/O • 8 ANALOG INPUTS • PWM OUTPUT 	MODEL 70 \$239  <ul style="list-style-type: none"> • RS-232 INTERFACE • 18 BIT A/D • 5.5 DIGIT • UP TO 60 SMP/SEC

Prairie Digital, Inc.

PHONE 608-643-8599 • FAX 608-643-6754
 846 SEVENTEENTH STREET • PRAIRIE DU SAC, WISCONSIN 53578

CIRCLE 215 ON FREE INFORMATION CARD

World Passing You By?



Are you interested in Microprocessors & Embedded Control Systems? If not you should be! Look around, just about everything these days has an embedded microprocessor in it. TVs, cars, radios, traffic lights & even toys have embedded computers controlling their actions. The PRIMER is the tool that can not only teach you how these devices operate but give you the opportunity to program these types of systems yourself. Examples & exercises in the Self Instruction manual take you from writing simple programs to controlling motors. Start out in Machine language, then move on to Assembler, & then continue on with optional C, Basic, or Forth Compilers. So don't be left behind; this is information you need to know!

Examples Include:

- Measuring Temperature
- Using a Photocell to Detect Light Levels
- Making a Waveform Generator
- Constructing a Capacitance Meter
- Motor Speed Control Using Back EMF
- Interfacing and Controlling Stepper Motors
- Scanning Keypads and Writing to LCD/LED Displays
- Bus Interfacing an 8255 PPI
- Using the PRIMER as an EPROM Programmer
- DTMF Autodialer & Remote Controller (New!)

The PRIMER is only \$119.95 in kit form. The PRIMER Assembled & Tested is \$169.95. This trainer can be used stand alone via the keypad and display or connected to a PC with the optional upgrade (\$49.95). The Upgrade includes: an RS232 serial port & cable, 32K of battery backed RAM, & Assembler/Terminal software. Please add \$5.00 for shipping within the U.S. Picture shown with upgrade option and optional heavy-duty keypad (\$29.95) installed. Satisfaction guaranteed.

EMAC, inc.

11 EMAC WAY, CARBONDALE, IL 62901
 618-529-4525 Fax 457-0110 BBS 529-5708
 World Wide Web: <http://www.emacinc.com>

1985 - 1998
 OVER
12
 YEARS
 OF SERVICE

July 1998, Electronics Now

USE ELECTRONICS NOW CLASSIFIEDS

READ BY ELECTRONIC BUYERS AND SELLERS AND TRADERS

INSTRUCTIONS FOR PLACING YOUR AD!

HOW TO WRITE YOUR AD

TYPE or PRINT your classified ad copy **CLEARLY** (not in all capitals) using the form below. If you wish to place more than one ad, use a separate sheet for each additional one (a photo copy of this form will work as well). Place a category number in the space at the top of the order form (special categories are available). If you do not specify a category, we will place your ad under miscellaneous or whatever section we deem most appropriate.

We cannot bill for classified ads. **PAYMENT IN FULL MUST ACCOMPANY YOUR ORDER.** We do permit repeat ads or multiple ads in the same issue, but in all cases, full payment must accompany your order.

WHAT WE DO

The first word and company name of each ad are set in bold caps at no extra charge. No special positioning, centering, dots, extra space, etc. can be accommodated.

RATES

Our classified ad rate is \$2.50 per word. Minimum charge is \$37.50 per ad per insertion (15 words). Any words that you want set in bold are each .40 extra. Indicate bold words by underlining. Words normally written in all caps and accepted abbreviations are not charged anything additional. State abbreviations must be post office 2-letter abbreviations. A phone number is one word.

If you use a **Box number** you must include your permanent address and phone number for our files. **ADS SUBMITTED WITHOUT THIS INFORMATION WILL NOT BE ACCEPTED.**

For firms or individuals offering Commercial products or Services. **Minimum 15 Words.** 5% discount for same ad in 6 issues within one year; 10% discount for same ad in 12 issues. **Boldface** (not available as all caps), add .40 per word additional. **Entire ad in boldface**, add 20%. **Tint screen behind entire ad**, add 25%. **Tint screen plus all boldface ad**, add 45%. **Expanded type ad**, add \$4.00 per word.

General Information: A copy of your ad must be in our hands by the 13th of the fourth month preceding the date of issue (i.e. Sept issue copy must be received by May 13th). When normal closing date falls on Saturday, Sunday or Holiday, issue closes on preceding work day. Send for the classified brochure.

DEADLINES

Ads not received by our closing date will run in the next issue. For example, ads received by November 13 will appear in the March issue that is on sale January 17. **ELECTRONICS NOW** is published monthly. No cancellations permitted after the closing date. No copy changes can be made after we have typeset your ad. **NO REFUNDS**, advertising credit only. No phone orders.

CONTENT

All classified advertising in **ELECTRONICS NOW** is limited to electronics items only. All ads are subject to the publishers' approval. **WE RESERVE THE RIGHT TO REJECT OR EDIT ALL ADS.**

AD RATES: \$2.50 per word. Minimum \$37.50

Send you ad payments to:

ELECTRONICS NOW 500 Bi-County Blvd, Farmingdale, NY 11735-3931

CATEGORIES

100 -- Antique Electronics	270 -- Computer Equipment Wanted	450 -- Ham Gear Wanted	630 -- Repairs-Services
130 -- Audio-Video Lasers	300 -- Computer Hardware	480 -- Miscellaneous Electronics For Sale	660 -- Satellite Equipment
160 -- Business Opportunities	330 -- Computer Software	510 -- Miscellaneous Electronics Wanted	690 -- Security
190 -- Cable TV	360 -- Education	540 -- Music & Accessories	710 -- Telephone
210 -- CB-Scanners	390 -- FAX	570 -- Plans-Kits-Schematics	720 -- Test Equipment
240 -- Components	420 -- Ham Gear For Sale	600 -- Publications	730 -- Wanted

CLASSIFIED AD COPY ORDER FORM

Place this ad in Category # _____ Special Category \$30.00 Additional _____

1 - \$37.50	2 - \$37.50	3 - \$37.50	4 - \$37.50	29 - \$72.50	30 - \$75.00	31 - \$77.50	32 - \$80.00
5 - \$37.50	6 - \$37.50	7 - \$37.50	8 - \$37.50	33 - \$82.50	34 - \$85.00	35 - \$87.50	36 - \$90.00
9 - \$37.50	10 - \$37.50	11 - \$37.50	12 - \$37.50	37 - \$92.50	38 - \$95.00	39 - \$97.50	40 - \$100.00
13 - \$37.50	14 - \$37.50	15 - \$37.50	16 - \$40.00	Total words _____ 2.50 per word = \$ _____			
17 - \$42.50	18 - \$45.00	19 - \$47.50	20 - \$50.00	Bold Face _____ 0.40 per word = \$ _____			
21 - \$52.50	22 - \$55.00	23 - \$57.50	24 - \$60.00	Special Heading _____ \$30.00 = \$ _____			
25 - \$62.50	26 - \$65.00	27 - \$67.50	28 - \$70.00	Other _____ = \$ _____			

Total classified ad payment \$ _____ enclosed **TOTAL COST OF AD \$ _____**

Check Mastercard Visa Discover Card # _____ Expiration Date ____/____


Signature _____

Name _____ Phone _____

Address _____ City State Zip _____

Electronics Now, July 1998

ELECTRONIC COMPONENTS



Visit our web site!
www.mouser.com

FREE catalog is available on the internet, CD-ROM, or in paper!

- 70,000+ Products • 145 Suppliers
- Same Day Shipping • No Minimum Order

800-992-9943

817-483-6828 Fax: 817-483-0931

www.mouser.com catalog@mouser.com

958 North Main St., Mansfield, TX 76063

CIRCLE 318 ON FREE INFORMATION CARD

PC - Based Test Instruments For Automatic Testing at Bench-Top Prices

- Instrument-on-a-card to plug into PC slot, and turn PC into a test station for automatic testing.
- An operation program included with instrument card, no need for extra software.
- No IEEE488 or RS232 hassle.

100 MHz Dual Universal Counter \$399

6 MHz Function/Sweep Generator \$549

60 MHz Digital Storage Scope \$749

100 MHz Digital Storage Scope \$999


For spec and to download demo : www.tcinst.com

TC INSTRUMENTS INC.®

29 Chaparral Dr., Pomona, CA 91766, USA • Tel: (909) 622-2006 • Fax: (909) 622-7778

EPROM Emulator

Socket Rokit



\$99.00*

Emulates:
27C256
27C128
27C64

The SR256 EPROM Emulator can emulate 8K x 8 to 32K x 8 120 ns EPROMs, with features that provide embedded code developers increased productivity. Advantages include: software selectable device size and target address; download verify; Hex, S-Record and binary file support; status LED; dual polarity reset outputs and single device bus loading.

INCLUDES

- PC Software and Quick Start Manual
- Table Assembler supporting common 8-bit micros
- PC Parallel Port Adapter and 7 ft. Interface Cable
- Reset Jumper Wire

*Shipping and handling not included.
VISA, MasterCard, Discover and AmEx accepted.

Wisch Communications

2550 Trinity Mills Road
Suite 132B
Carrollton, TX 75006

Ph: (972) 417-3533
Fax: (972) 417-3821
wischcom@cyberramp.net

PIC'n Books

LEARN ABOUT PIC16/17 MICROCONTROLLERS

EASY PIC'n Beginner

- Programming techniques
 - Instruction set
 - Addressing modes
 - Bit manipulation
 - Subroutines
 - Sequencing
 - Lookup tables
 - Interrupts
 - Using a text editor - source code
 - Using an assembler
 - Timing and counting
 - Interfacing - I/O conversion
 - Lots of examples
- \$29.95

PIC'n Up The Pace Intermediate

- Serial communication
 - PIC16 to peripheral chips
 - PIC16 to PIC16
 - Serial EEPROMS
 - LCD interface
 - Scanning keypads
 - D/A conversion
 - Sensors - analog voltage output
 - A/D conversion
 - Math routines
 - Decimal interface
 - PIC16F84 EEPROM data memory
 - Lots of circuits and code
- \$34.95

+ \$4 s/h in US for one book, \$5 both books
VISA, MC, AMEX, MO, Check
CA residents please add 7.25% CA sales tax
PIC is a trademark of Microchip Technology Inc.

SQUARE 1 ELECTRONICS

P.O. Box 501, Kelseyville, CA 95451
Voice (707) 279-8881 FAX (707) 279-8883
Web Site: <http://www.sq-1.com>
E-Mail sqone@pacfic.net



AIRCRAFT SEXTANT

w/ PERISCOPE, used in older military aircraft to determine nightflight position. Cupped eyepiece views through right angle periscope with bubble level. Controls vary bubble size, adjust lens diffuser plus filters red, green & polarized. Also mechanical timer, 3-digit 100-turn counter dial & fiberglass transit case.

Great experimenter item! Requires 28 V AC-DC for lights; 8"Wx13"Hx5.3"D, 23 lbs sh. #MS28011-1F, used, \$76 \$65

TEKTRONIX 465M SCOPE

AN/ USM-425 militarized DC-100 MHz dual-trace oscilloscope with 8x10 CM display. Deflection 5 mv to 5 V/div in 10 calibrated steps, 1-2-5 sequence + vernier. Vertical modes: TRIG View, 20 MHz BW, CH 1, ALT, Add, Chop, CH 2 or X-Y. Sweep 0.05 usec to 0.5 sec/div in 22 steps + vernier; delay 0.05 usec to 50 msec/div. Also X10 magnifier, adjustable handle, front cover and manual copy. Requires 100-132/200-264 V 48-440 Hz; 7x1.7x21.5, 32 lbs sh. USED-CHECKED, \$475.



Lifting Body Balloon

Distress-orange inflatable "manta ray" shaped balloon measures about 8 feet nose-to-tail, wing-tip-to-wing-tip; 3 feet at thickest. Designed to raise a wire antenna for air-sea rescue transmitter. Slight breeze lifts it much easier than round balloon even when air-filled; 3 lbs sh. #SEB-42-ALV, unused, \$25.

TETHER WIRE, 306 foot spool of vinyl-covered braided #22-size antenna wire intended for use with balloon or kite; 3 lbs sh. #SEB-400X3, unused, \$12.95

Prices F.O.B. Lima, Ohio. VISA, MASTERCARD accepted.

Allow for shipping charges. Write for latest Catalog.

Address Dept. ES + Phone 419/227-6573 + FAX 419/227-1313

E-mail: fairradio@wcoil.com Home: <http://alpha.wcoil.com/~fairradio>

FAIR RADIO SALES CO.

1016 E. Eureka + Box 1105 + Lima, Ohio 45802

FerretTronics at www.FerretTronics.com

FerretTronics
3501 N. Jupiter Rd, Suite 8B
Richardson, TX. 75082

FT639 Servo Controller Chip
Designed for RC servos found at most hobby stores.
Only an 8 pin count
Independently control 5 servos.
Controlled via a 2400 serial line.
Two modes - 256 positions in approximately 90 or 180 degrees

FT629 Switch Feedback Chip
Receive feedback from 5 switches.
Feedback via 2400 baud line

Build your own Robotic, animatronics, or research project.
Controlled by a PC, Mac, HP48, or any device with serial port.
Free software and Java Programming Kit available for download from website.
ONLY 19.95 For Both Chips.
Call 1-800-228-3404 for orders only.

ELECTRONIC SHOPPER

LASERS

AT GREAT PRICES

Complete Ruby Laser Assembly less than \$300
He-Ne Lasers, complete, for less than \$50
American 60X Argon Lasers from \$595
Laser Diode Modules from under \$40
X-Y Scanners from \$79

FREE CATALOG

- Helium-Neon
- Argon Lasers
- Diode Lasers
- Holography
- Books
- Ruby Lasers
- Scanners
- Lightshow Equipment
- Pointers
- Optics

Email: mlp@nlcnx.com <http://www.midwest-laser.com>



Midwest Laser Products

P.O. Box 262, Frankfort, IL 60423

Phone: (815) 464-0085 FAX: (815) 464-0767

30 Day Satisfaction Guarantee.

VISA / MC Accepted

WHOLESALE PRICES
STARTING AS LOW AS \$99.00
CABLE TV
DESCRAMBLERS
CONVERTERS
FILTERS · VIDEO STABILIZERS

1 Year Warranty on All Products.
Affordable Extended Warranty.
FREE CATALOG!



Call the Cable Professionals 24 Hours A Day!

Orion
Electronics

1-800-379-3976

[HTTP://WWW.ORION-ELECTRONICS.COM](http://WWW.ORION-ELECTRONICS.COM)



Micromouse Robot Kit \$95.00



Build your own functional Micromouse Robot

The kit comes complete with all hardware, structural components, 2 Hitec servos, First Step Basic Stamp kit, software and an illustrated assembly manual. This robot is an excellent foundation for many experiments such as; obstacle avoidance, maze negotiation, computer art and line tracking. Designed for smooth surfaces. It is a lot of fun to build and even more fun to operate. Check out our web site for more information and other robot kits.



• Line Tracker Option \$20.00 • Servo 6 Pack \$80.00 • Mobile Robots Book \$48.00

Quantity discounts available. \$7.50 Shipping & Handling for USA, call for international and quantity shipping charges. IL residents add 6.25% sales tax to total.

Many more robot kits, ask for our free catalog!

Lynxmotion, Inc.
104 Partridge Road
Pekin, IL 61554-1403 USA



Tel: 309-382-1816

Fax: 309-382-1254

www.lynxmotion.com

jfrye@lynxmotion.com

The Only 100% Legal, FCC approved,
DESCRAMBLER you can buy!

NAVIGATOR II

The only legal way to own your converter!

- 250 Channel Capacity
- Subscribe to two different cable systems simultaneously
- Interactive On-Screen Display
- Watch one premium channel while recording another
- Electronic program guide shows all programming over next 7 days
- One Touch Recording



NO RENTAL FEES!
Advanced Features!

Most advanced set-top you can buy!

Save Money!

FCC & UL Approved

DYNAMIC Technologies • Phone: 1-800-643-4258

Suite 541064 • Boystown, NE 68154

CIRCLE 312 ON FREE INFORMATION CARD

PCB TONER TRANSFER PAPER

PRINT-IRON-PEEL-ETCH
 No need to soak off transfer!

Brand new paper - based transfers with advanced coating for use with laser printers or photocopiers.



SIMPLE, QUICK & INEXPENSIVE!
\$7.95 US / 10 Sheets

ROSS TECHNOLOGIES - BOX 26021
 WINDSOR, ONT. CANADA N9A-7E9

Soak your laundry ... not your printed circuit boards!

Digital Entertainment GREAT VALUES ON:



SAVE 30%-50% Compare to Cable

MORE ENTERTAINMENT OPTIONS
 ALL THE HOT ACCESSORIES
 PAY LESS

Fax: 218-739-4879
 Int'l: 218-739-5231

1010 Frontier Dr.
 Fergus Falls, MN 56537

Call Now **800-543-3025**
www.skyvision.com



3 Axis Motion Control System Complete, ready to run

\$ 255.50 + 12.00 SH

Build or adapt CNC mills, CNC routers, Robots, Etc. Includes: 3 Stepping motors (70 oz/in 200 steps/rev). External board (connects to parallel port of a PC). Power supply. Cables, Manual and the MAXNC drive software, with linear, circular and helical interpolation, acceleration deceleration, full contouring, 'G' code programming, screen plot, code generation from CAD (CAM), and more.

For more Information, phone or write to:

MAXNC
 6730 West Chicago
 Suites 2 & 3
 Chandler, AZ 85226
 Ph (602) 940-9414
 Fax (602) 940-2384



July 1998, Electronics Now

Find Bad Capacitors

In-Circuit with the Capacitor Wizard



The Capacitor Wizard is an extremely FAST and RELIABLE device designed to measure ESR (Equivalent Series Resistance) on capacitors of 1uf and larger "IN CIRCUIT", eliminating the need to remove the capacitor for accurate tests. The Capacitor Wizard finds BAD caps IN CIRCUIT that even VERY EXPENSIVE cap checkers MISS ENTIRELY, even out of the circuit!! Standard capacitor meters cannot detect any change in ESR therefore they miss bad capacitors leading to time consuming "Tough Dog" repairs. *Technicians say it is the most cost effective instrument on their workbench.*



Made in the USA
Order Today

Only \$179.95
Call 1-800-394-1984

<http://www.heinc.com>

Int. # 316-744-1993

Fax 316-744-1994

6222 N. Oliver, Kechi, KS 67067

30 day money back guarantee



CLASSIFIED

BUSINESS OPPORTUNITIES

EASY WORK! EXCELLENT PAY! Assemble Products At Home. Call Toll Free 1-800-467-5566 Ext. 5192.

\$400 Weekly Assembling electronic circuit boards/products from home for free information send SASE: **Home Assembly-EN**, Box 216, New Britain, CT 06050-0216.

ASSEMBLE PRODUCTS at HOME. Informative truthful report. \$4.00; **DCP Enterprises**, 15 Mayflower, Aliso Viejo, CA 92656.

CABLE TV

Cable Descramblers and Converters. 10 lot Decoders \$38.00 each. 10 lot Converters \$57.00 each. Visa and Mastercard Accepted. (304) 337-8027.

New! Jerrold and Pioneer wireless test units \$125.00 each, also 75DB notch filters \$19.95 each, quantity pricing available please call **KEN ERNLY ELECTRONICS**, 24 hour order and information hot line 516-389-3536.

CABLE TV DESCRAMBLERS. ALL MAJOR BRANDS. HAVE MAKE AND MODEL NUMBER OF CONVERTER USED IN YOUR AREA WHEN CALLING. QUANTITY DISCOUNTS. K. D. VIDEO, 1-800-327-3407.

Cable TV Descramblers. One Piece Units. Pioneer, 6310's Scientific Atlanta 8580's DPV 7's and others. Lowest Prices. Money back guarantee. **PRECISION ELECTRONICS**, Houston, TX 1-888-691-4610.

CABLE TV major brands including Zenith St. 1600 \$199.00, new Zenith add-on \$99.00, Jerrold model CFT 2014 \$249.00. One year exchange guarantee, accepted Visa, M/C, Am-Ex, Discover. Call 1-800-822-8530.

Dealers Diagnostic Test chips all models. Best prices. If you buy quantities call us (800)479-8795.

TEST MODULES, EXTERNAL DIAGNOSTIC ACTIVATORS. Reverse engineering. **PIC CHIP READOUT. MASTER FILES.** RF engineering. The latest technology, software, manufacturing. Dealers **CALL NOW 1-718-543-7773.**

CABLE Descrambler!! Anyone can build in seven steps with Radio Shack parts. Plans/Kit from \$5.00 plus Free Bonus!! 1-800-818-9103.

CABLE "Bullet Terminator and I.D. Blocker." Electronically shields yourself and your box. Free Hackers Guide included. **Lifetime guarantee. Wholesale prices. 1-800-820-9024.**

BIG SALE!! NOTCH FILTERS \$18.00. EXTERNAL ACTIVATORS and DESCRAMBLERS FROM \$99.00. Test chips from \$5.00. Bullet/I.D. \$10.00. Name Brand Cable Descramblers from \$135.00. **LET US BEAT YOUR BEST PRICE. 1-800-449-9189 ANYTIME. SE HABLE ESPANOLE.**

Signal Eliminator can block severe TV interference or unwanted channels! Order by channel number - 0 thru 36 available. Only \$30.00 each plus \$4.00 S/H. Quantity discounts. Money back guarantee. Prepay, Visa or Mastercard. COD \$5.00 additional. Visit us on the web today at <http://starcircuits.com/tvfilter>. **Star Circuits**, PO Box 94917, Las Vegas, NV 89193. 1-800-433-6319.

Cable descramblers and converters. Shop No More, best prices and tech support. **Extreme Electronics 1-888-609-4910.**

CABLE DESCRAMBLERS, Jerrold DP5, \$70.00. DP7 \$100.00. Receives premium and PPV channels. COD only. 412-833-0773.

Cable TV Converters: Lowest Prices Around. 30 Day Money Back Guarantee. Dealers Welcome 1-800-538-CABLE.

CABLE TV SECRETS www.cabletvsecrets.com or \$9.95 Box 527, Pataskala, OH 43062.

CABLE TV EQUIPMENT & ACCESSORIES. Wholesalers Welcome! 30 Day Moneyback Guarantee! Free Catalog! **PERFORMANCE ELECTRONICS, INC. 1-800-815-1512.**

CABLE DESCRAMBLING, New secret manual. Build your own Descramblers for Cable and Subscription TV. Instructions, schematics for SSAVI, Gated Sync, Sinewave, \$12.95, \$2.00 postage. **CABLETRONICS**, Box 30502R, Bethesda, MD 20824.

CONFUSED??? DESCRAMBLERS. WILL EXPLAIN ALL YOUR OPTIONS, ALL MAKES AND MODELS AVL. DEALERS ARE WELCOME, OPEN 6 DAYS-9 AM TILL 7 PM EST. TOLL FREE # (888) 238-0967 ROYAL ENGINEERING INC. UNIVERSAL BOX IS HERE NOW.

CABLE test modules/cubes. Pioneers, S/A Tocom, Jerrolds. Quantity discounts. Call **DCR: Tel: (718) 624-8334 Fax: (718) 246-9731 No NY calls.**

NEW! Cellphone E.S.N. readers \$250 each, cell phone programmers \$175 each, cell phones \$25 each, DSS satellite dish card readers and programmers \$125 each, credit card readers \$250 each, Cable TV. notch filters 50 cents each, converter boxes \$50 each, magnetic strip card readers for ATM machines, bank cards, drivers license, and all types of data acquisitions all under \$200 each. You pay these super low prices when you deal directly with the manufacturers. When you order "Direct Connection" a 150 page directory published by Ed Treki Publications, you will receive the largest collection of names, addresses, and phone numbers of all the leading American and International manufacturers of these products never before available. Stop paying second, third and fourth hand prices and deal directly with the source!!! Order your copy of "Direct Connection" today for only \$99.95 plus \$5 shipping. All orders are sent C.O.D. Please call Ed Treki Publications 24 hour order hot line 914-544-2829.

Bewildered about descramblers? Call for fast friendly explanation on your cable needs. Same Day Shipping or shipping is free. Tech support with all orders. Call Toll free 1-888-221-8365 Global Electronics M-Sat. 9am-8pm.

EDUCATION

LEARN ELECTRONICS. HOME STUDY. OUTSTANDING CAREERS. FREE LITERATURE. P.C.D.I., ATLANTA, GEORGIA. CALL 800-362-7070. DEPT. ELH342.

MISC. ELECTRONICS FOR SALE

PIECE parts for Delco OEM Radio's Low pricing. Factory Original. No subs. Call today, 1-(800) 433-9657.

WWW.CTRSURPLUS.COM Build or Repair. We have the parts, nos & used. (419) 683-3535.

MISC. ELECTRONICS WANTED

TUBES: "oldest", "latest". Part and schematics SASE for lists. **Steinmetz Electronics**, 7519 Maplewood Ave., Hammond, Indiana 46324 Phone # 219-931-9316.

PLANS-KITS-SCHEMATICS

ELECTRONIC PROJECT KITS: 49 McMichael St., Kingston, ON., K7M 1M8. \$3.00 catalog. www.qkits.com. **QUALITY KITS**

Eavesdropping Equipment, 117 schematics and text. Free explanation sheet. \$65.00 + S&H \$6.00. Also kit schematics. **Sheffield Electronics**, PO Box 377940, Chicago, IL 60637-7940. (773) 324-2196. <http://www.adnetmk.com/sheffield>.

CATALOG: Broadcasting/micro transmitters, amplifiers, antennas. Start your own radio station books. Audio, TV, Ham, CB, Surveillance, Science projects and more. www.panaxis.com PAN-COM INT'L, PO Box 130-7, Paradise, CA 95967.

SECRET ELECTRONIC GARAGE DOOR OPENER USES MAGNET send SASE to MAI-N 41 East Campus Court, Racine, WI 53402.

SATELLITE EQUIPMENT

FREE CATALOG: Satellite TV/GPS DIY Technical Books, Installation Videos, Computer Analysis Software. www.baylin.com. 800-843-2425.

SKYVISION! You Satellite Home Entertainment Source. **Best Values:** DBS and C/Ku-band equipment, including 4DTV. Most complete selection: Parts-Tools-Upgrades-Accessories! **Free** Discount Buyer's Guide. Call 800-543-3025. International 218-739-5231. www.skyvision.com.

DSS Hacking: How to construct and program smart cards, w/pic16C84. Complete DSS system schematics, \$16.95, software \$25.00. **CABLETRONICS** Box 30502R, Bethesda, MD 20824.

SECURITY

SURVEILLANCE-COUNTER-SURVEILLANCE. Are you being bugged? Free Catalog. Security-Counter-Surveillance 76 Boulevard, Hudson Falls, NY 12839

SECURITY Systems and Surveillance Camera's Equipment. Do it yourself and save. Camera's, Monitor's, VCR's, Motion and Glassbreak Detector's, Control Panel's, Siren's more. www.a1security.com.

EMPLOYEE/NANNY SURVEILLANCE: Wireless audio/video camera in clock/radio. Watch nannies, employees or ? **LOWEST PRICES** Call: (626) 303-2346. **SURVEILLANCE SPECIALISTS.**

TEST EQUIPMENT

TEST Equipment pre-owned now at affordable prices. Signal generators from \$50.00, oscilloscopes from \$50.00. Other equipment including manuals available. Send \$2.00 US Catalog. Refunded on first order. **J.B. Electronics**, 3446 Dempster, Skokie, IL 60076. (847) 982-1973.

TEST EQUIPMENT SALE! VIEW COMPLETE LIST AT WEB SITE "a-mail.com" or call NOW to receive list by fax or mail. **AST GLOBAL ELECTRONICS:** Voice: 888-216-7159; Fax: 814-398-1176; e-mail: astmrktg@wrench.toolcity.net.

WANTED

WANTED: USED TEST EQUIPMENT. TURN IDLE OR UNWANTED EQUIPMENT INTO CASH. **AST GLOBAL ELECTRONICS:** Voice: 888-216-7159; Fax: 814-398-1176; e-mail: astmrktg@wrench.toolcity.net.

SCRAMBLING NEWS

BEST satellite TV news includes coverage of piracy. Voice/Fax 716-283-6910. www.scramblingnews.com.

VIDEO DESCRAMBLING

BUY WHERE THE DEALERS BUY. GUARANTEED LOWEST PRICE STARTING AT \$39.99. DESCRAMBLERS FOR ALL SYSTEMS, MAKES AND MODELS. DEALERS WELCOMED, QUANTITY DISCOUNTS. CALL NOW: 1-800-586-8820.

ALTERNATIVE ENERGY

FANTASTIC self running motors, generators & anti-gravity. Free information. **Energy Research**, Box 1514 Jackson, CA 95642.

CB-SCANNERS

CB Radio Modifications! Frequencies, kits, high-performance accessories, books, plans, repairs, amps, 10-Meter converters. The best since 1976! Catalog \$3.00. **CBCL**, Box 31500EN, Phoenix, AZ 85046.

COMPONENTS

SAVE \$\$\$ Reclaimed electro-mech/electronic components and assemblies. SASE for list. 800/334-1159, **PMA Services**, 22347 La Palma Ave. #106, Yorba Linda, CA92887.

The world's largest electronic surplus company • Liquidators • Overstocks • Hobby items • Unique and hard-to-find parts • Large quantities • Bargains • Discounts • Hobby items • Liquidators • Overstocks • Unique and hard-to-find parts • Large quantities • Hobby items • Save! Save! Save! Save!

If you are not getting this catalog you are missing out on some of the best deals in electronics today! We have thousands of items ranging from unique, hard-to-find parts to standard production components. Call, write, or fax today to start your free subscription to the most unique catalog in the industry, filled with super values on surplus electronic and hobbyist type items. If you have a friend who would like to receive our catalog, send us their name and address and we will gladly forward them a complementary 100 page catalog.

Why pay more? Call today.

340 East First Street Fax Order Line
Dayton, Ohio 45402 1-800-344-6324

Order Toll-Free
1-800-344-4465

CIRCLE 251 ON FREE INFORMATION CARD

SURVEILLANCE HIDDEN CAMERAS
DIRECT FROM MANUFACTURER—BEST PRICE IN THE MARKET

Ultra miniature hidden camera. In dome, smoke or motion detector w/ mic. B/W or Color. Wide view angle. Low light sensitivity • super sharp images, plus video and audio output. From \$159.00. Also 1/2" B/W board camera w/mic, only \$99.00 USD. Wireless hidden camera, start at only \$249.00 USD. Plus \$5.95 for SH. Whole/Retail Welcome. COD, Check, Money Order or Visa/MC.

BOLIDE INTERNATIONAL CORPORATION
PH: (800) 355-0895 or (818) 575-8178
9660 Flair Drive #318, El Monte, CA 91731
<http://www.bolideinternational.com>

CABLE TV CONVERTERS
Equipment & Accessories
Wholesalers Welcome
Call **C&D ELECTRONICS**
1-888-615-5757 M-F 10a-6p

MONDO • TRONICS

ROBOT STORE

* KITS *

Your

* BOOKS *

Mailorder

* PARTS *

Source

* VIDEOS *

For

* MODELS *

Robots!

* MORE! *

(REQUEST OUR FREE CATALOG)

www.robotstore.com

800-374-5764

Or write to us:
4286 Redwood Hwy #226-137
San Rafael CA 94903
Phone 415-491-4600 • Fax 415-491-4696
Email info@mondo.com

July 1998, Electronics Now

ADVERTISING INDEX

Electronics Now does not assume any responsibility for errors that may appear in the index below.

Free Information Number	Page	Free Information Number	Page
—	Abacom Technology.....87	330	Link Instruments.....91
—	ABC Electronics.....72	—	Lynxmotion.....100
—	AES.....94	—	M ² L Electronics.....95
213	Alfa Electronics.....84	325	Mark V Electronics.....64
214	All Electronics.....79	89	MAT Electronics.....6
—	Allison Technology.....78	327	MCM Electronics.....71
282	American Eagle Publications.....83	251	Mendelson Electronics Surplus..103
—	Andromeda Research.....90	324	Merrimack Valley Systems.....91
—	Arrow Technologies.....7, 95	133	MicroCode Engineering.....CV2
—	Associated Electrical & Eng.....96	—	microEngineering Labs.....96
313	Basic Electrical Supply.....80	—	Midwest Laser Products.....100
337	Beige Bag.....85	—	Mo-Tech Distributors.....96
—	Bossmann Electronics.....82	—	Modern Electronics.....95
—	Brand Electronics.....82	—	Mondo-tronics.....103
322	C&S Sales, Inc.....66	318	Mouser Electronics.....99
320	Capital Electronics.....86	—	NovaSoft, Inc.....30, 83
332	Circuit Specialists.....76	—	NRI Schools.....9
—	Cleveland Inst. of Electronics.....21	—	Orion.....100
—	Command Productions.....82	—	PC Boards.....87
—	Computer Monitor Maintenance.....72	—	Pioneer Hill Software.....90
226	Consumertronics.....88	—	Point Six.....92
228	Cool Amp Conducto Lube.....78	—	Polaris Industries.....80
234	Dalbani Electronics.....CV3	—	Polaris Industries.....63
—	Deco Industries.....96	215	Prairie Digital.....97
312	Dynamic Technology.....101	264	Print (Pace).....81
—	EDASHOP.....95	78	Radio Shack.....3
—	EDE - Spy Outlet.....96	266	Ramsey Electronics.....73
—	Electronic Tech. Today.....5	333	Roger's Systems Specialist.....69
—	Emac Inc.....97	—	Science Fair Electronics.....94
—	Fair Radio Sales.....100	—	SE International.....94
—	FerretTronics.....100	—	Sil Walker.....93
335	Foley-Belsaw.....89	—	Square 1 Electronics.....99
328	Gateway Products Corp.....97	314	Sun Equipment.....74
—	General Device Instruments.....92	—	Tab Books.....39
122	Global Specialties.....7	—	T.C. Instruments.....99
—	Grantham Col. of Engineering.....4	—	Tekview.....95
329	Graymark International.....86	311	Telulex.....87
—	Home Automation.....92	323	Test Equipment Depot.....88
—	Howard Electronics.....102	334	Test Equipment Sales.....84
331	Howard Electronics.....75	275	Timeline.....70
—	Information Unlimited.....65	—	U.S. Cyberlab.....92
126	Interactive Image Technologies CV4	310	Visitect Inc.....85
—	Intronics, Inc.....90	—	Weeder Technologies.....63
319	IVEX Design.....93	321	White Star Electronics.....83
—	IVEX Design.....90	—	Wisch Communications.....99
—	James Electronics.....72	—	World College.....57

ADVERTISING SALES OFFICES

Gernsback Publications, Inc.
500 Bi-County Blvd.
Farmingdale, NY 11735-3931
1-(516) 293-3000
Fax 1-(516) 293-3115

Larry Steckler
 publisher (ext. 201)
 e-mail advertising@gernsback.com

Adria Coren
 vice-president (ext. 208)

Ken Coren
 vice-president (ext. 267)

Christina Estrada
 assistant to the publisher (ext. 209)

Arline Fishman
 advertising director (ext. 206)

Marie Falcon
 advertising assistant (ext. 211)

Adria Coren
 credit manager (ext. 208)

For Advertising ONLY

EAST/SOUTHEAST

Stanley Levitan
 Eastern Advertising
 1 Overlook Ave.
 Great Neck, NY 11021-3750
 1-516-487-9357
 Fax 1-516-487-8402
 slevitan26@aol.com

MIDWEST/Texas/Arkansas/Okla.

Ralph Bergen
 Midwest Advertising
 One Northfield Plaza, Suite 300
 Northfield, IL 60093-1214
 1-847-559-0555
 Fax 1-847-559-0562
 bergenrj@aol.com

PACIFIC COAST

Janice Woods
 Pacific Advertising
 Hutch Looney & Associates, Inc.
 6310 San Vicente Blvd., Suite 360
 Los Angeles, CA 90048-5426
 1-213-931-3444 (ext. 228)
 Fax 1-213-931-7309
 woodyowl@aol.com

Electronic Shopper

Joe Shere
 National Representative
 P.O. Box 169
 Idyllwild, CA 92549-0169
 1-909-659-9743
 Fax 1-909-659-2469
 Jshere@gernsback.com

Megan Mitchell
 National Representative
 9072 Lawton Pine Avenue
 Las Vegas, NV 89129
 Phone 702-240-0184
 Fax 702-838-6924
 Lorri88@aol.com

Customer Service

1-800-999-7139
 7:00 AM - 6:00 PM M-F MST

**OVER
30,000
ITEMS
IN STOCK**

**LARGE VARIETY
SAME DAY SHIPPING**

Minimum Orders \$20.00

Not Including Shipping & Handling

Dalbani®
The Ultimate Saving Source

SEMICONDUCTORS

Original #	Brand	Replaces
7805	Tesla	960
7806	Ank	962
7809	Ank	1910
7810	Samsung	1968
7812	Tesla	966
7815	Tesla	968
7818	Tesla	958
7824	Tesla	972
7905	Tesla	961
7906	Tesla	963
7908	Tesla	965
7912	Ank	967
7918	Tesla	959
7924	Tesla	971



YOUR CHOICE

45¢
each

**Dalco®
ECONOMICAL
SOLDER WICK**

5 Feet

- Length: 5 feet
- Width: 0.15"
- Safer Desoldering
- Fast Response

Item # 51-1050



\$1.10

SOLDER ROLL

- 1 LB Spool
- 370° F melting point
- Fastest solder
- Alloy 60/40, tin lead, non corrosive flux, Diam. 1.0mm

Item # 51-1005




\$5.49

**DUAL
HELPING
HANDS**

- Hold Work in any Position to leave hands free for soldering

Item # 50-1325



\$3.45

SOLDERING IRON

- General Purpose Applications
- 117V AC, 30 Watts

Item # 51-1335



\$3.25

**Weller WLC100
SOLDERING STATION**

Weller®

- Ideal for the professional, serious hobbyist
- Variable power control (5-40W)
- 40W pencil iron and ST# inter changeable tip
- Replaceable heating element
- Cushioned foam grip • Safety guard iron holder
- On/off switch with "power-on" indicator light

Item # 51-1505



\$38.90

SHIP UP TO **5 lbs** FOR ONLY

\$3.95



Plus handling & C.O.D. charge if it applies

**THE MOST POPULAR
VCR ALIGNMENT TOOL KIT**

\$24.99



- VCR Head pull
- Retaining ring remover
- Micro screwdriver
- Fitted vinyl Case
- 7 Assorted head & guide aligner
- Dimensions: 9 1/2"(W) X 12 1/4"(L)
- 3 Reverseable screwdrivers (Small-Flat-Phillips)
- Spring hook
- Hex key set
- Soft zippered case

Item # 50-888

POPULAR FUSE KIT 180 Piece Kit

Kit Contains 10 Pieces of each of these items:

- AGC Type : 0.5A, 1A, 1.5A, 2A, 2.5A, 3A, 4A, 5A, 6A, 10A, 15A
 - Ceramic Type : 15A
 - GMA Type : 1A, 1.5A, 2A, 3A, 4A, 5A
- Everything Comes in a Durable Plastic Box

Item # 10-2050



\$13.95

TUN-O-WASH® (CFC Free)

Fast drying electronics grade cleaner for tuners, controls and PC boards.

- CFC and HCFC free
- Not for use on energized equipment
- Due to the chemical content, this product can be only shipped by UPS ground service.

Item # 30-0100
(12.5 Oz aerosol)



\$11.75

**DALCO DIGITAL
MULTIMETER**

- DC Voltage: 200m-1K
- AC Voltage: 200-750V
- DC Current: 20m-20
- Transistor and Diode Test
- Continuity Buzzer
- Polarity indicator appears on LCD
- Test Probes Included
- Dimensions: 4.96" x 2.76" x 9.4"
- Weight: 6 oz.
- 9V Battery Included

Item # 50-2895



\$9.95

**HEAVY DUTY COLOR
CODED LEADS**

- 10 Leads
- 11" Long Wire Lead
- Insulated 1 1/2" Alligator Clips
- 20 Gauge Wire Size
- Black, Green, Red, Yellow, White

Item # 56-500



\$2.95

**Dalco® SWING ARM
MAGNIFYING LAMP**



- Spring-Balanced 45" extension arm with 3 conductor cord 120V 60Hz
- Steel Shade supplied with a precise 3 diopter lens and a 22W fluorescent circline tube
- Comes with a lamp

Item # 54-0120

White Color

\$36.72



Dalbani®

4225 NW 72ND AVE. MIAMI, FLORIDA 33186
TEL : (305) 716-1016 — FAX : (305) 594-6588

Free 400 Page Color Catalog
With your First Order

1-800-325-2264

CIRCLE 234 ON FREE INFORMATION CARD

Better Designs - Faster

With the Personal Design Solution

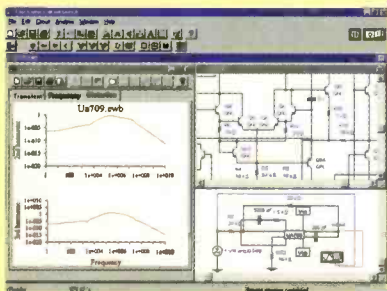
The Design Solution Includes: Electronics Workbench Personal Edition + EWB Layout

Electronics
Workbench
Personal Edition

Electronics
Workbench *Personal Edition* **Layout**

Full-featured schematic capture and SPICE 3F circuit simulation!


The world's best selling circuit design software. With analog, digital and mixed A/D SPICE simulation, a full suite of analyses and over 4000 devices. Imports netlists. Seamlessly integrated with EWB Layout or exports to other popular PCB programs. Still the standard for power and ease of use. Still the same effective price.



\$299
Version 5

Power-packed PCB layout with autorouting and real-time DRC!

EWB Layout is a powerful board layout package for producing high-quality, multi-layer printed circuit boards. Offering tight integration with our schematic capture program, you can incorporate board layout and design and quickly bring well-designed boards to production.



\$299
Version 5

HIGH-END FEATURES

TRUE MIXED ANALOG/DIGITAL	YES
FULLY INTERACTIVE SIMULATION	YES
PRO SCHEMATIC EDITOR	YES
HIERARCHICAL CIRCUITS	YES
VIRTUAL INSTRUMENTS	YES
ON-SCREEN GRAPHS	YES
ANALOG AND DIGITAL MODELS	OVER 4,000
FREE TECHNICAL SUPPORT	YES
DC OPERATING POINT	YES
AC FREQUENCY	YES
TRANSIENT	YES
FOURIER	YES
NOISE	YES
DISTORTION	YES

POWER-PACKED FEATURES

AUTOROUTING	YES
REROUTE WHILE MOVE	YES
LAYERS	32 ROUTING LAYERS
BOARD SIZE	50" X 50"
LIBRARY SHAPES	OVER 3,500
BLIND AND BURIED VIAS	YES
EXTENSIVE OUTPUT	YES
SELECTIVE NET HIGHLIGHTING	YES
USER DEFINED PADS	YES
REAL TIME DESIGN RULE CHECK	YES
DENSITY HISTOGRAMS	YES
FREE TECHNICAL SUPPORT	YES

**30-DAY MONEY-BACK
GUARANTEE**

*Join over 85,000 customers
and find out why more circuit designers
buy Electronics Workbench than
any other circuit design tool.*

**CALL FOR INFORMATION
AND PRICING ON OUR
PROFESSIONAL EDITION.**

ELECTRONICS WORKBENCH Personal Edition \$299.00

EWB LAYOUT Personal Edition \$299.00

**BUY
BOTH
AND
SAVE**

PERSONAL DESIGN SOLUTION

~~\$598.00~~

\$548.00

CALL 800-263-5552

**For a free demo, visit our website
at <http://www.interactiv.com>**

INTERACTIVE IMAGE TECHNOLOGIES LTD., 908 Niagara Falls Boulevard,
#068, North Tonawanda, New York 14120-2060 / Telephone 416-977-5550.

TRADEMARKS ARE PROPERTY OF THEIR RESPECTIVE HOLDERS. OFFER IS IN U.S. DOLLARS AND VALID ONLY
IN THE UNITED STATES AND CANADA. ALL ORDERS SUBJECT TO \$15 SHIPPING AND HANDLING CHARGE.

Fax: 416-977-1818 E-mail: ewb@interactiv.com
CompuServe: 71333,3435 / BBS: 416-977-3540



CIRCLE 126 ON FREE INFORMATION CARD