

**SPECIAL ISSUE
VIDEO & HANDHELD
ELECTRONIC GAMES**

\$1.25 JULY 1982

Radio- Electronics

**Build your own
SPEECH SYNTHESIZER
with only 5 IC's**

**Special Buyer's Guide
VIDEO AND HANDHELD
ELECTRONIC GAMES**

- ★Odyssey ★Coleco
- ★Intellivision ★Atari
- ★Entex ★Activision
- ★Astrocade



**DESIGNING LOG CIRCUITS
and varactor diodes**


**Build your own
SATV RECEIVER**

390736 DHM 0997G093 GV A NOV82
MR ROBERT DAHM 07
997 GRAND AV
AURORA IL 60505

07

71896 48783

**VIDEOGAME CONTEST!
OVER \$10,000 IN PRIZES!
RULES AND ENTRY FORM INSIDE**



Introducing the TECH™ 360 DMM. Never has it been so easy to do so much for so little.

Beckman's TECH 360 bench/portable DMM puts unmatched capability and convenience at your fingertips.

You can select from 8 functions and 31 ranges with one turn of the single selector switch.

On or off the bench, you can accurately measure all complex waveforms with True RMS AC functions. Extend resistance measurement to 1/100 ohm resolution. Read temperatures from -20°C to 1265°C . Perform continuity checks

quickly, with audible and visible indications. Measure up to 10 amps without adding special adaptors. All with 0.1% basic Vdc accuracy.

12,000 hour battery life

Designed for ultimate ease of operation, the TECH 360 delivers 12,000 hours continuous service (up to 4 years of normal use) from standard heavy-duty batteries. You'll never have to search for power outlets or contend with ground loop errors. The expense of rechargeable battery packs is eliminated.

The TECH 360 is available for just \$289 (U.S. only), including batteries. The companion TECH 350 (without RMS and temperature measuring capability) is priced at \$229.


For information on the complete line of Beckman DMMs and accessories, call your local distributor today. For the one nearest you call: (714) 993-8803 or write Beckman Instruments, Inc., Electro-Products Group, 210 South Ranger Street, Brea, California 92621.



Convenient storage and multiple viewing angles are featured in the new line of Beckman bench/portable DMMs.

BECKMAN

MOST POWERFUL



Fresh Air Bubble

Surround your body or your work place with ion-controlled fresh air in America's first bipolar electrostatic home precipitator.

The unit measures only 2"x 4"x 7" and its black and wood grain styling will fit into most decor.

There's a danger. And this invisible menace will affect nearly everybody reading this ad.

The danger is pollution—but not the ordinary kind. In fact, ten years ago, we didn't have this new kind of pollution. Let us explain.

Ten years ago, cars didn't have catalytic converters. Today, these catalytic converters "grind up" the car exhaust into particles so small they form micron soot, and micron soot is so fine, it can be easily absorbed into your lungs. Even the EPA has stated, "Because it is so fine, such soot particles stay longer and cause more damage in the respiratory tract."

Ten years ago, homes were able to "breathe" or exchange air between the outdoors and indoors four or five times a day. Today, with our well-insulated energy-conscious buildings our homes literally create and trap pollution that we breathe unwittingly.

OTHER PROBLEMS

There are other problems too. Add the daily soot, dust, smoke and other impurities in the air and you've created pollution problems even worse than they were ten years ago—so bad in fact that environmental groups are especially concerned over this new "time bomb" lurking in our environment.

But American ingenuity hasn't been sitting still. A rash of small devices containing charcoal filters with fans and selling for around \$30 have literally flooded the market. The problem is that these devices only remove particles 5 microns or larger. Today's micron soot is one micron or smaller. Cigarette smoke for example is 2 to 3 microns or smaller.

70,000 UNITS SOLD

In 1978, JS&A introduced the negative ion generator in a national advertising campaign and sold over 70,000 units. It was a device that cleaned the air by electrostatically removing particles even smaller than one micron. Hospital burn centers soon began using commercial versions of the negative ion generator.

Removing sub micron particles from the air was very important, but there was also a surprising second benefit. The unit added negatively charged ions to the air.

We've all felt the effects of negative ions after a thunderstorm. When you take a deep breath, the air smells good and you feel good.

The opposite is true of positive ions which can be found in polluted environments, air conditioned office buildings and in automobiles. Many scientists believe that positive ions make you feel moody, depressed, irritable and restless. A negative ion generator cancels out the positive ions and fills the air with negative ions.

AN EXPERIMENT

When you blow smoke into an inverted glass bowl and put it over an ion generator, the smoke immediately vanishes. Or if you place the ion generator in an odor-filled room, the room soon smells fresh.

It was these experiments that really convinced the public that the JS&A ion generator was a valuable new home appliance. Soon the market was flooded with competitive ion generators. Many were not as efficient as JS&A's first model. Some emitted very few ions and one actually emitted dangerous levels of ozone. JS&A conducted independent laboratory tests and publicized the results which showed that JS&A's unit was indeed the best.

That's the history. But like any new technology, there's sure to be improvements. The first ion generator produced negatively charged ions which attached themselves to the pollutants and then fell to the ground. You ended up with clean, fresh air but also dirty rugs and walls.

In winter, the units created electrostatic discharges which can be uncomfortable when touching a doorknob or someone else.

CONTROLLED ION ENVIRONMENT

So American scientists created an ion generator using a bipolar emitter which emits a balanced amount of negative ions to create a controlled ion environment. One emitter produces negative ions and the other controls and shapes those ions to create an ion bubble.

The end result is a unit which leaves just the right amount of negative ions in a large room, attracts the pollution particles and deposits

them on a beautiful wooden collector while keeping your floors and walls free of dirt. You're actually placed in a fresh air bubble while you work, sleep or relax and with no uncomfortable electrostatic charge. But wait, there's more.

We'll enclose with each unit, a white paper filter which you can place over the wooden collector. If the white paper is not blackened with micron soot after only ten days, please send your unit back for a full refund and we'll also refund your \$4.00 postage and handling. And you can make that test anytime within 30 days after you receive your unit.

The white filter test will prove just how dirty your environment really is and it will also prove the effectiveness of the Fresh Air Bubble—the most powerful ion product sold today.

We urge you to try the Fresh Air Bubble in your home or office. Put one on your desk or in any smoke-filled room. Notice the refreshing difference in your work environment. Take it home and plug it in next to your bed. Chances are, you'll want to buy another one before our 30-day trial period ends.

When you order the unit, we'll send you the Fresh Air Bubble complete with instructions and a one year limited warranty. Then plug it in and leave it run all day and night. The cost to run the unit is only a few cents per day.

The era of the bipolar electrostatic precipitator as a home appliance is here. Order the best unit available at no obligation, today.

To order, send a check or money order to the address below or credit card holders call toll free 800 228-5000. (In Nebraska call 800 323-6400.) When ordering, please use the order number (shown in parenthesis) for faster service. Please add \$4.00 for postage and handling and Ill. residents add 6% sales tax. Fresh Air Bubble \$89.95 (7050RE01).

JS&A PRODUCTS
THAT
THINK

One JS&A Plaza, Northbrook, Ill. 60062
(312) 564-7000 © JS&A Group, Inc., 1982

Why use their flexible discs:

Athana, BASF, Control Data, Dysan, IBM, Maxell, Nashua, Scotch, Shugart, Syncom, 3M, Verbatim or Wabash

when you could be using

MEMOREX

high quality error free discs?

Product Description	Part #	CE quant. 100 price per disc (\$)
8" SSSD IBM Compatible (128 B/S, 26 Sectors)	3062	2.09
8" SSSD Shugart Compatible, 32 Hard Sector	3015	2.09
8" SSDD IBM Compatible (128 B/S, 26 Sectors)	3090	2.74
8" DSDD Soft Sector (Unformatted)	3102	3.14
8" DSDD Soft Sector (128 B/S, 26 Sectors)	3115	3.34
8" DSDD Soft Sector (1024 B/S, 8 Sectors)	3104	3.34
8" DSDD Burroughs B-80 Comp., 32 Hard Sector	3092	3.34
5 1/4" SSSD Soft Sector (Unformatted)	3401	1.94
5 1/4" SSDD Soft Sector w/Hub Ring	3481	2.34
5 1/4" SSDD 10 Hard Sector w/Hub Ring	3483	2.34
5 1/4" SSDD 16 Hard Sector w/Hub Ring	3485	2.34
5 1/4" DSDD Soft Sector w/Hub Ring	3491	3.09
5 1/4" DSDD 10 Hard Sector w/Hub Ring	3493	3.09
5 1/4" DSDD 16 Hard Sector w/Hub Ring	3495	3.09

SSSD = Single Sided Single Density; SSDD = Single Sided Double Density
DSDD = Double Sided Double Density

Memorex Flexible Discs...The Ultimate in Memory Excellence

Quality

Memorex means quality products that you can depend on. Quality control at Memorex means starting with the best materials available. Continual surveillance throughout the entire manufacturing process. The benefit of Memorex's years of experience in magnetic media production, resulting, for instance, in proprietary coating formulations. The most sophisticated testing procedures you'll find anywhere in the business.

100 Percent Error Free

Each and every Memorex Flexible Disc is certified to be 100 percent error free. Each track of each flexible disc is tested, individually, to Memorex's stringent standards of excellence. They test signal amplitude, resolution, low-pass modulation, overwrite, missing pulse error and extra pulse error. They are torque-tested, and competitively tested on drives available from almost every major drive manufacturer in the industry including drives that Memorex manufactures. Rigid quality audits are built into every step of the manufacturing process and stringent testing result in a standard of excellence that assures you, our customer, of a quality product designed for increased data reliability and consistent top performance.

Customer-Oriented Packaging

Memorex's commitment to excellent does not stop with a quality product. They are proud of their flexible discs and they package them with pride. Both their packaging and their labeling have been designed with your ease of identification and use in mind. The desktop box containing ten discs is convenient for filing and storage. Both box labels and jacket labels provide full information on compatibility, density, sectoring, and record length. Envelopes with multi-language care and handling instructions and color-coded removable labels are included. A write-protect feature is available to provide data security.

Full One Year Warranty—Your Assurance of Quality
Memorex Flexible Discs will be replaced free of charge by Memorex if they are found to be defective in materials or workmanship within one year of the date of purchase. Other than replacement, Memorex will not be responsible for any damages or losses (including consequential damages) caused by the use of Memorex Flexible Discs.

Quantity Discounts Available

Memorex Flexible Discs are packed 10 discs to a carton and 10 cartons to a case. Please order only in increments of 100 units for quantity 100 pricing. We are also willing to accommodate your smaller orders. Quantities less than 100 units are available in increments of 10 units at a 10% surcharge. **Quantity discounts** are also available. Order 500 or more discs at the same time and deduct 1%; 1,000 or more saves you 2%; 2,000 or more saves you 3%; 5,000 or more saves you 4%; 10,000 or more saves you 5%; 25,000 or more saves you 6%; 50,000 or more saves you 7% and 100,000 or more discs earns you an 8% discount off our super low quantity 100 price. Almost all Memorex Flexible Discs are immediately available from CE. Our warehouse facilities are equipped to help us get you the quality product you need, when you need it. If you need further assistance to find the flexible disc that's right for you, call the Memorex compatibility hotline. Dial 800-538-8080 and ask for the *flexible disc hotline* extension 0997. In California dial 800-672-3525 extension 0997. Outside the U.S.A. dial 408-987-0997.

Buy with Confidence

To get the fastest delivery from CE of your Memorex Flexible Discs, send or phone your order directly to our Computer Products Division. Be sure to calculate your price using the CE prices in this ad. Michigan residents please add 6% sales tax. Written purchase orders are accepted from approved government agencies and most well rated firms at a 30% surcharge for net 30 billing. All sales are subject to availability, acceptance and verification. All sales are final. Prices, terms and specifications are subject to change without notice. Out of stock items will be placed on backorder automatically unless CE is instructed differently. Minimum order \$50.00. International orders are invited with a \$20.00 surcharge for special handling in addition to shipping charges. All shipments are F.O.B. Ann Arbor, Michigan. No COD's please. Non-certified and foreign checks require bank clearance.

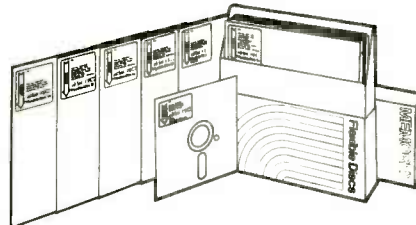
Mail orders to: **Communications Electronics**, Box 1002, Ann Arbor, Michigan 48106 U.S.A. Add \$8.00 per case or partial-case of 100 8-inch discs or \$6.00 per case or partial case of 100 5 1/4-inch mini-discs for U.S. ground shipping and handling in the continental U.S.A. If you have a Master Card or Visa card, you may call anytime and place a credit card order. **Order toll-free** in the U.S. Call anytime 800-521-4414. If you are outside the U.S. or in Michigan, dial 313-994-4444. Order your high quality, error free Memorex discs today.

Copyright ©1982 Communications Electronics™

High Quality Error Free



Order Toll-Free!
(800) 521-4414
In Michigan (313) 994-4444



For Data Reliability—Memorex Flexible Discs

**COMMUNICATIONS
ELECTRONICS™**

Computer Products Division

854 Phoenix □ Box 1002 □ Ann Arbor, Michigan 48106 U.S.A.
Call TOLL-FREE (800) 521-4414 or outside U.S.A. (313) 994-4444

CIRCLE 5 ON FREE INFORMATION CARD

SPECIAL FEATURE	49	VIDEO AND HANDHELD GAMES: A buyer's guide to electronic games
	50	Videogame History
	55	Magnavox Odyssey
	58	Astrocade
	60	Mattel Intellivision
	63	Atari
	66	Activision
	67	Kenwood KVA-500 Audio/Video Enhancer
	69	Handheld and Tabletop Games

BUILD THIS	43	SPEECH SYNTHESIZER Add a voice to your projects with just 5 IC's. L. Steven Cheairs
	77	SATELLITE TV RECEIVER Part 3—Testing and alignment procedures concludes this 3-part construction article. David Becker

TECHNOLOGY	4	VIDEO ELECTRONICS Tomorrow's news and technology in this quickly changing industry. David Lachenbruch
	12	SATELLITE/TELETEXT NEWS The latest happenings in communications technology. Gary H. Arlen
	72	HOW TO DESIGN ANALOG CIRCUITS Designing circuits using special-purpose diodes. Mannie Horowitz
	80	PULSE GENERATORS The correct test setup for using pulse generators. Charles Gilmore

CIRCUITS AND COMPONENTS	41	NEW IDEA An adaptor for your meter.
	84	HOBBY CORNER More on electronics for youngsters. Earl "Doc" Savage, K4SDS
	92	STATE-OF-SOLID-STATE A dual low-noise, high-performance op-amp. Robert F. Scott

VIDEO	96	SERVICE CLINIC Expect the unexpected. Jack Darr
	96	SERVICE QUESTIONS Radio-Electronics' Service Editor solves technician's problems.

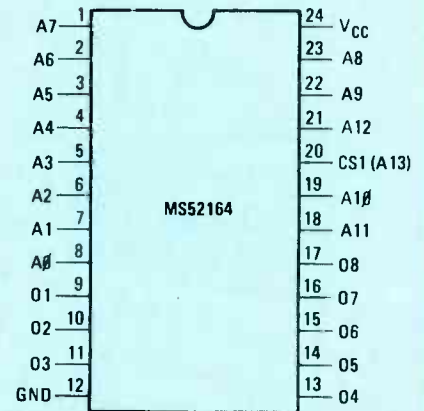
RADIO	38	COMMUNICATIONS CORNER A new design for a high-selectivity audio filter. Herb Friedman
--------------	----	---

EQUIPMENT REPORTS	26	Sabtronic 8000 Frequency Counter
	32	Osborne 1 Computer

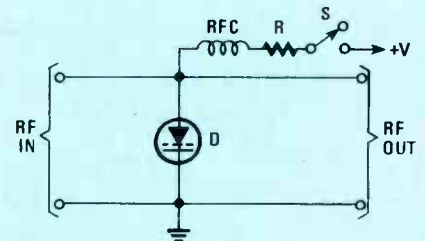
DEPARTMENTS	14	Advertising and Sales Offices	106	New Books
	180	Advertising Index	102	New Products
	14	Editorial	6	What's News
	139	Free Information Card		
	16	Letters		
	111	Market Center		

ON THE COVER

A behind-the-scenes look at the **Radio-Electronics** Videogame Testing Laboratory. Many long hours were spent gathering data for this month's special section on video and handheld electronic games. For an overall look at what's available in video and handheld games, turn to page 49.



SPEECH SYNTHESIZER uses this ROM and 4 more IC's. For the complete construction details, turn to page 43.



PIN DIODES are just one of the many specialized diodes covered in this month's installment of the analog-design series. The story starts on page 72.


Radio-Electronics, (ISSN 0033-7862) Published monthly by Gernsback Publications, Inc., 200 Park Avenue South, New York, NY 10003. Second-Class Postage Paid at New York, N.Y. and additional mailing offices. One-year subscription rate: U.S.A. and U.S. possessions, \$13.00. Canada, \$16.00. Other countries, \$20.50 (cash orders only, payable in U.S.A. currency.) Single copies \$1.25. © 1982 by Gernsback Publications, Inc. All Rights reserved. Printed in U.S.A.

Subscription Service: Mail all subscription orders, changes, correspondence and Postmaster Notices of undelivered copies (Form 3579) to Radio-Electronics Subscription Service, Box 2520, Boulder, CO 80322.

A stamped self-addressed envelope must accompany all submitted manuscripts and/or artwork or photographs if their return is desired should they be rejected. We disclaim any responsibility for the loss or damage of manuscripts and/or artwork or photographs while in our possession or otherwise.

VIDEO ELECTRONICS

DAVID LACHENBRUCH
CONTRIBUTING EDITOR



HERE COME THE COMPONENTS

The buzzword for TV equipment this fall is going to be "component," as almost every brand is at least beginning to get involved in video components, or modular video, a field pioneered by Sony's *Profeel* series. (See left photo above.) Joining Sony in the component video field last year was Teknika, a brand handled by some department stores.

The first of the new wave of video components is being introduced by Sanyo (see right photo above) under the name "*Pro-Ponent*." Sanyo's initial entry is a 19-inch monitor with a claimed resolution of 360 lines and a built-in 5-watt-per-channel stereo amplifier. A digital TV tuner with remote control is an accessory, as is a pair of loudspeakers. Other companion pieces include a video-component rack and a complete stereo audio-system. The Sanyo *Pro-Ponent* system carries rather high suggested retail prices—\$600 for the monitor alone—but is expected to be widely discounted. Many other brands will be introducing "component video" in the next couple of months, but the term is expected to refer to a wide variety of different configurations; it will be used to describe everything from a conventional portable TV with a video jack on the back to a portable VCR outfit consisting of a recorder, tuner/timer and camera.

DON'T COUNT DISCS OUT

Pioneer Video, which bought out IBM's and MCA's interest in the optical (LaserVision) disc system, had intended to produce the discs in Japan, but ran into several snags—including the fact that the Japanese government refused admission of master tapes of not-very-racy movies which did, however, contain some nudity. Instead, Pioneer ended up buying the former IBM-MCA DiscoVision plant in Carson, Cal., which had been plagued by yield problems. Pioneer will install a "clean room" production facility there, similar to the one in its Japanese plant.


RCA, meanwhile, says that its CED *Selectavision* system has been successfully launched, and that its only mistake was in overconfident sales forecasts which weren't met. The company now says it will concentrate its efforts on introducing new titles in an attempt to convince the public that the *Selectavision* CED videodisc system is here to stay, and that it may adopt a "Preview" program, similar to the successful rental programs in the prerecorded videocassette field. Stereo-sound CED players and discs are also due to be introduced at midyear.

VCR PRICES FALL

Because of hot competition and Japanese overproduction, some of the best bargains in history are now available in videocassette recorders. Sanyo reduced the suggested list price of an electronic-tuned Beta recorder by \$100 to \$499.95, making it the first VCR to be offered at a list price below \$500—although even such major brands as RCA and Panasonic are occasionally being advertised below \$500 for low-end models. The Japanese overproduction combined with a slight recession-induced slowdown here has resulted in massive inventories at the time new models are being introduced. Thus, virtually every brand is offering dealers bargains, which largely are being passed on to consumers. Despite the sales slowdown, buying in this year's first quarter was some 40% ahead of the same period last year, and the pace is expected to accelerate in the fall. But for now, and through the summer, VCR prices are the lowest they've ever been—and possibly the lowest for quite a while. R-E

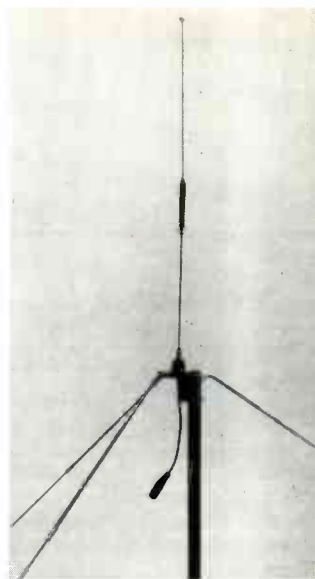
Super Scanner—the Ideal Base Antenna for Sophisticated Emergency Operations

For isolating and pinpointing the origin of emergency or commercial CB communications, there's nothing to compare with The Antenna Specialists' MS119 Super Scanner. This unique antenna is both a superb omnidirectional antenna with tremendous 5.75 dB gain and, with the twist of a knob, a high performance beam exhibiting 8.75 dB gain—like increasing your power seven times. It lets you search with the omni mode, then zero in for maximum range and clarity with the beam mode—all done instantaneously and electronically. The Super Scanner weighs just 17 pounds, is quite simple to assemble and is complete except for standard 50 ohm coax cable.



A/S Tri-Band Antenna Helps Get the Most Out of Your Scanner

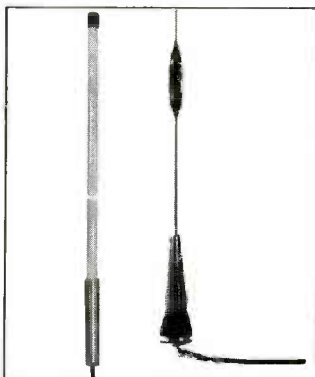
Many scanner operators, especially those who have a serious purpose for their equipment, have discovered that the built-in whip antenna furnished with the radio simply cannot provide the range necessary to cover all the land mobile stations in their area that might be vitally important to their network. This is especially true in suburban and rural areas, or where portable radios are widely used. The Antenna Specialists Co. offers a wide selection of special antennas for monitor use, both base and mobile. Although some professionals and hobbyists prefer to install separate antennas for VHF and UHF coverage, most find the MONR31 tri-band model entirely satisfactory and



very easy to handle and install. This unit is a high performance professional grade antenna that covers not only low band, high band and UHF but the "T" band as well, through 512MHz. Both the whip and 65" radials are finest stainless steel construction, and the slim, durable phasing coil is weather-proof. It comes complete with SO-239 receptacle (coax cable not furnished).

A/S Professional Antennas Just the Ticket for GMRS Applications

If you're into GMRS, you'll be interested in two models from The Antenna Specialists Company's extensive line of professional land mobile antennas that are especially suitable for typical



GMRS applications. The ASP-705 Super Base Commander® is a high performance UHF collinear fiber glass unit exhibiting a minimum of 10 dB gain (RS329) and accommodating 250 Watts RF power (500 Watts with optional pigtail). Bandwidth is 20 MHz (450-470 MHz). The antenna is wind rated at 128 MPH with a safety factor of 1.65. For mobile applications series ASPR660 is recommended for high performance, low profile configuration and lots of mounting options including roof, trunk lip, magnetic and cowl. Two precisely phased 3/8 wavelength collinear radiators provide 5 dB gain at the horizon.

formula-1™

the antenna specialists co. presents the latest advance in high-performance antennas for professional CB communications

A formula race car and A/S's new Model M-710 *Formula-1* are more alike than you'd guess. The engineering strategy is identical: continually refine a proven basic design, within a set of strict operating parameters such as electromagnetic propagation and transmitter power, with one objective: MAXIMUM POSSIBLE PERFORMANCE.

That's *Formula-1*, the direct descendant of A/S's original classic base-loaded low-band mobile police antennas, and the culmination of over 25 years of continuous design development. Born for performance, built to last. *Formula-1* is today's new state-of-the-art in mobile CB antennas.

- Precision-wound, water-proof "Big Momma" type coil. Cool running —x100 reserve power factor. Lifetime burnout guarantee.
- Factory tuned for general use; set-screw ultra-fine tuning.
- Longer whip for more "reach".
- 17-7 PH stainless steel whip. Taper-ground to minimize range-robbing wind deflection at highway speeds.
- Anti-static whip ball-tip for less noise, better safety.
- New quarter-turn quick-disconnect. Life tested over 2,500 times.
- 17' pre-assembled cable, miniature in-line connector for easy installation.
- Contour-forming protective mounting gasket for finished appearance.
- Complete hardware for both roof-top or trunk-lip mounting.
- 5-year limited warranty.

Formula-1 performs like a formula should...and overtakes anything else on the roads. Available now from your CB dealer.

the antenna specialists co.



Support your local REACT Team... We do!



12435 Euclid Avenue, Cleveland, Ohio 44106 • Canada: A. C. Simmonds & Sons, Ltd.

WHAT'S NEWS

Listener-selected radio news service

A business news service, Dowalert, that permits the subscriber to select only the type of news desired is being put into service by Dow Jones Radio 2, a subsidiary of Dow Jones, Inc.

The programming originates from studios near Princeton, NJ, and is beamed by satellite to FM stations in various cities. Those stations relay the coded transmissions to specially designed, private-frequency receivers. The system was scheduled to begin last month (May), with service in the Boston and Philadelphia areas; service in other cities is also planned.


Each receiver is provided with a keypad and memory storage for up to 10,000 codes. To set up the receiver, the subscriber looks up the

code for a desired topic, presses MEMORY ACCESS, the 4-digit code for the desired subject, and ENTER. The subscriber may select any number of topics.

With the control set to AUTOMATIC, the receiver will turn on when information on any of the desired topics is transmitted; it can also record the reports for playback later. On MONITOR, the receiver is always on so that the subscriber can listen continuously to everything transmitted.

Solar generator to power new French satellite

AEG-Telefunken has announced that it is designing a solar generator system for a new French satellite, SPOT, that is scheduled to go into earth orbit in 1984. The satellite will examine the Earth's



THE FRENCH SATELLITE, SPOT, will be powered by an AEG-Telefunken solar generator.

surface with two special-purpose cameras. Their object is to locate areas that would be suitable for agriculture or forestry, as well as to monitor water levels and predict crop production.

The solar generator to power the satellite will measure 16 square meters (about 19 square yards) and is made up of 2- x 4-cm (0.8- x 1.6-inch) solar cells. When completed, the generator will cost over 2 million dollars and supply one kilowatt of power.

The generator will be stowed in a narrow box during the launch, and will be extended fully as soon as the satellite reaches orbit. The solar paddles will be directed automatically toward the sun at all times.

Video sales to double within next five years

The consumer electronics industry will double its growth in both unit and dollar sales over the next five years, Jack K. Sauter, group vice president and general manager of RCA's Consumer Electronics Division, told a press conference early this year.

Mr. Sauter expects the principal video products of the industry—television receivers, VCR products, videodisc players, and video software—to go over \$10 billion in retail sales this year, to expand beyond \$15 billion in 1985, and escalate to more than \$26 billion by the end of the decade. The predicted growth of

the industry is due to two basic elements, according to Mr. Sauter.

One of those is the growth of the number of video sources that will be available to U.S. television households, including the videodisc, the VCR, home computers, video games, cable TV, satellite broadcasting, and others.

The other, the continued growth of the industry's basic product—color television, will be stimulated by many new technological developments. "We will see new automatic features, sophisticated remote control, new design configurations, opportunities in specialty-type television—projection TV and monitors—as well as true stereo sound," said Mr. Sauter.

QUBE cable installs computerized telephone


A computerized telephone system, designed to provide quick and efficient customer service to the 55,000 subscribers of the Warner Amex QUBE cable system of Columbus, OH, has just been installed.

"It not only allows us to handle the communications needs of our large number of subscribers more efficiently," a QUBE spokesman said, "but we will also be able to analyze how we can serve them better. For instance, if we need more manpower at certain times of the month, this phone system will tell us."

To that end, the computerized system is able to analyze call volume and route traffic to customer service representatives with a minimum of delay. Diagnostic systems provide instant readouts in such vital areas as call-volume handling (including the time spent for each transaction), length of time on hold before assignment to a customer service representative, and complete statistics on abandoned calls.

Warner Amex Cable Communications operates 146 systems in 27 states, servicing more than 900,000 subscribers. It also operates three satellite networks delivering programming across the United States.

R-E



THE DOWALERT RECEIVER turns on only during broadcasts of interest to the listener. A built-in recorder allows those broadcasts to be played back at a later time.

WISE-GRIP® Long Nose Locking Pliers. Now there are two.

WISE-GRIP® 6LN* Introduced July, 1980

Long nose jaws built to reach into tight spots for delicate work or heavier work. Plus built-in wire cutter.

Quality materials for toughness and durability. Designed for years of trouble-free service.

Famous VISE-GRIP® locking action. Built to hold on tight.

Easy release trigger and micro-adjustment screw with adjusting pliers action for proper locking pressure.



(Shown Actual Size)

**They do more jobs,
faster and easier,
than any other
long nose pliers.**

WISE-GRIP®

©1982 Petersen Mfg. Co., Inc., DeWitt, NE 68341

*U.S. patent D261,096
Other U.S. and foreign patents issued and pending.

CIRCLE 9 ON FREE INFORMATION CARD



NEW WISE-GRIP® 9LN* Introduced 1982

Longer and even stronger jaws with more muscle for heavy-duty jobs. Plus built-in wire cutter.

Same VISE-GRIP® quality materials.

Even more power for those heavy-duty jobs.




(Shown Actual Size)

Same easy release trigger and micro-adjustment screw.

This man is looking for **AN ELECTRONIC BREAKTHROUGH.**

Join him in the incredible world of
electronics with NRI's all-new training
in the career of the future...
Electronic Design Technology.



It's an electronic world we live in. And the designers of electronic circuits, controls, and systems are the people who are shaping it. Take your place in this exclusive company with this exciting new training from NRI.

You can learn Electronic Design Technology at home, in your spare time. Without quitting your job, tying up your evenings at night school, or wasting gas traveling to classes. Because NRI comes to you, makes you a class of one with a complete, effective, low-cost learning program designed exclusively for home study. You get it all... at your convenience.

Hands-On Training

NRI trains you for action. You get real-life experience that builds priceless confidence, gives you working knowledge of lab practices and techniques. It's all built into the NRI Design Lab,[®] a complete combination of equipment, hardware, training, and reference materials. You'll design your own circuits from the very beginning, progressing from basic passive networks through key circuits like power supplies, amplifiers, oscillators, digital and logic circuits, phase-locked loops and more. You'll move on to linear and digital integrated circuits, the heart of modern electronic equipment. You'll prototype your designs and verify operation, learning professional test and measurement procedures as you progress.

Professional Equipment Included

All the way, you work with professional-quality instruments like the Beckman 6-function, 26-range LCD digital multimeter. It gives you fast, accurate measurements of voltages, currents, and resistances, even forward voltage



Training includes NRI Design Lab, Beckman digital multimeter, Texas Instruments scientific calculator that you use and keep.

drops across in-circuit diodes and transistors.

You'll breadboard your designs on the unique NRI Circuit Designer. It features built-in multiple power supplies, variable signal generator, logic switches and LED indicators. It handles almost any circuit you can design... linear and digital integrated circuits as well as discrete components such as transistors and diodes.

Analysis and design work is speeded with the Texas Instruments TI-30 scientific calculator. This engineer's instrument includes full trigonometric functions, logarithms, square root, squares, powers, memory, and more. All this fine equipment is part of your training, yours to keep and use in your work.

NRI Fast-Track Training

This is the unique NRI lesson concept that simplifies and speeds learning. From the very basics to advanced, state-of-the-art electronics, each lesson is especially prepared for individualized instruction. Each subject is covered fully and thoroughly, but extraneous material is eliminated, language is clear and to the point, organization is logical and effective. From Fundamentals of Electronic Circuits through Microprocessors, your lessons are designed with you in mind.

No Experience Necessary

You don't have to be an engineer (or even a college student) to succeed. High school graduates with some algebra handle it without any trouble. We start you at the beginning, let you advance just as quickly as you're ready. We even include the NRI Math Refresher Module to help you brush up on your math and teach you any new concepts you may need.

Free Catalog, No Salesman Will Call

Our free, 100-page catalog gives you all the details, including lesson outlines, equipment specifications, and career opportunities. Send for it today and find the breakthrough for your future. If card has been removed, please write to us.



NRI SCHOOLS
McGraw-Hill Continuing
Education Center
3939 Wisconsin Ave.
Washington, DC 20016

We'll give you tomorrow.



SATELLITE/TELETEXT NEWS

GARY ARLEN
CONTRIBUTING EDITOR

MULTI-BEAM ANTENNA

Hughes Communications, the Hughes Aircraft satellite subsidiary which plans to launch several birds for cable programming, has developed a system to modify earth stations so that they could pick up simultaneous reception from two adjacent satellites. The cost for the add-on feature would be about one-third the expense of building a second earth station. It involves replacement of single antenna feeds with a dual-beam feed system. Signals from each satellite are reflected off the parabolic surface of the antenna to the dual-beam feed center, which is suspended from an adjustable support structure. That permits the earth station to pick up signals from as many as 48 transponders on two birds if the necessary receivers are in place.

The dual-reception equipment will become particularly handy by 1983, when Hughes' Galaxy I goes up; it is slated for an orbital slot of 135° West Longitude, right next to Satcom III-R, which is at 131°.

GIANT LEAP FOR DBS

The FCC has decided that it will consider eight proposals for Direct-Broadcasting Satellite systems. A total of 14 DBS proposals were submitted to the FCC last year, but the Commission ruled that six of them were "unacceptable," primarily because they didn't include sufficient technical information. In its decision to accept the eight applications, the FCC pointed out that the actual future of DBS is very unclear. There will be no decisions about which of the current eight plans will actually be permitted into operation—and the FCC stresses that it could take several more months for a set of DBS rules to be completed. After that it would probably be three years before a DBS system is built and launched.

The eight applications for DBS which were accepted for consideration came from CBS, Direct Broadcasting Satellite Corp., Graphic Scanning Corp., RCA American Communications Inc., United States Satellite Broadcasting Co., Video Satellite Systems Inc., and Western Union Telegraph Co. Part of the application by Focus Broadcast Satellite Co., which proposes to provide DBS via Western Union's Advanced Westar bird, was also accepted. Earlier the Commission had decided to consider the proposal of Satellite TV Corp., a subsidiary of Comsat; that action triggered all of the other proposals for DBS systems.

MORE TELETEXT TESTS

WGBH-TV, in Boston, will begin a teletext trial later this year, using French teletext equipment. Initially, 20 receivers will be placed in public locations (such as schools, libraries, and shopping centers) and around town. The 12-month test will involve transmission on both public-TV stations there: Channel 2 and Channel 44. The service will include captioning of public-TV shows as well as news and other community information pages.

In Seattle, KIRO-TV Channel 7 will begin an experiment using British teletext equipment. The teletext pages will include traffic conditions, stock-market data, ski-condition reports, information for hearing-impaired viewers, and other material. Test terminals are now planned for use in public locations.

AROUND THE SATELLITE CIRCUIT

New Intelsat: Intelsat V is now orbiting at 15° East Longitude, approximately over the Intelsat In-Orbit Test station operated by Telspazio, the European experimental bird. The initial position of the two-ton satellite (launched in December) is only temporary. The folks at Intelsat are still deciding whether the high-capacity satellite should be moved to a spot over the Indian Ocean at 62° East or if it should replace one of the existing Intelsat V satellites over the Atlantic Region.

Proposed Bird: American Satellite Co., which has been transmitting most of its business-oriented traffic aboard leased Westar transponders, now wants to operate its own domestic satellite. The proposed system will include three "hybrid" satellites, two in-orbit and one on-ground spare. Each hybrid bird will have the capability to operate simultaneously at C and Ku-band frequencies. The new Ku-band capacity will be used by business and government customers for private network service. ASC, which needs FCC approval before it can go ahead with its plan, hopes to launch its first satellite by October 1985.

R-E



The \$1100 scope. Only Tektronix could make so much performance so affordable!

The 60 MHz Tek 2213 and 2215 introduce a scope design so radically different, it delivers full-range performance at prices well below what was ever possible before.

Not surprisingly, it is from Tektronix, the world's largest and most respected scope manufacturer, and a legend for instrument reliability and value.

Design for the 2213 (\$1100) and dual time base 2215 (just \$1400) includes some 65% fewer mechanical parts. Fewer circuit boards. Fewer electrical connectors and cabling. Result: a lower purchase price for you plus far greater reliability.

Performance is pure Tektronix: there's the

bandwidth for digital and high-speed analog circuits. The sensitivity for low signal measurements. The sweep speeds for fast logic families. A complete trigger system for digital, analog or video waveforms. And, with the 2215, you get fully calibrated delayed sweep for fast accurate timing measurements. New high-performance 10X Tektronix probes are included!

2213/2215 PERFORMANCE DATA

Bandwidth: Two channels, dc — 60 MHz from 10 V/div to 20 mV/div. (50 MHz from 2 mV/div to 10 mV/div).

Sweep speeds: Sweeps from 0.5 s to 50 ns (to 5 ns/div with X10 mag).

Sensitivity: Scale factors from 100 V/div (10X probe)

to 2 mV/div (1X probe). Accurate to $\pm 3\%$ Ac or dc coupling.

Delayed sweep measurements: 2213: standard sweep, intensified after delay, and delayed. 2215: A only, B only, or A and B alternately with A intensified by B.

Complete trigger system: Modes include TV field, normal, vertical mode, and automatic; internal, external, and line sources; variable holdoff; separate B sweep trigger on 2215.

Probes: High performance, positive attachment, 10-14 pF and 60 MHz at the probe tip.

The price: Just \$1100 for the 2213 and \$1400 for the dual time base 2215*. Order direct from the

Tektronix National Marketing Center, your hotline for the 2200 Series and all Tektronix accessories.

Phones are staffed by sales engineers who can answer your technical questions.

Your direct order includes a 15-day return policy and full Tektronix warranty. Call today. You can't buy a more advanced scope for less.

**ORDER TOLL FREE
800-547-1845**

Ask for Department D0128

(In Oregon, Alaska and Hawaii: 1-503-627-5402 collect.) Lines are open from 8 am EST to 5 pm PST.

*Prices F.O.B. Beaverton, OR

EDITORIAL

One Giant Leap for Consumers

We live in an era when consumer-electronics products are making a continuous and ever-growing impact on our day-to-day lives. Electronics is blazing new trails in video entertainment, home computers, and even kitchen appliances. Unfortunately, many of those amazing new products are not compatible with each other. As a result, we have two different videotape systems and three different videodisc systems—to list just two major examples. Recent history makes it appear that, whenever they can, manufacturers would rather do battle with each other to win the acknowledgement that “their system” is the best, than to introduce compatible consumer products. Ultimately, we consumers are the losers in these wars.

It is tough enough for the consumer to decide simply that he wants to own a videocassette or videodisc system. But he must also agonize over which non-compatible system he should purchase. The decision would not be so difficult if it were made only on the basis of preference, but very often the consumer is betting his hard-earned dollars on the hope that the system he purchases will be around for a while.

Remember quadriphonic 4-channel audio? There were only three major competing systems. The manufacturers fought gallantly until, finally, all three systems were buried—but not before many CD-4, QS, and SQ records, decoders and systems were sold. If you own one of those systems, when was the last time you were able to buy a CD-4, SQ or QS-compatible recording?

Making the consumer the final judge of which system is to become the standard did not always exist. In times gone by, manufacturers produced and marketed compatible formats. The Philips audio cassette is just one such example. All manufacturers embraced the Philips-standard cassette. Instead of stifling competition, the single format enhanced competition and caused the demand for that new product to explode. Pre-recorded cassette tapes become widely available and the new audio product flourished in the marketplace until it toppled the then top ranking format—open reel.

Manufacturers of consumer-electronics products have not been concerned with compatibility for many years. Yet, recently, out of Japan comes a ray of hope. Engineers from Matsushita, Sony, Hitachi, JVC, and Philips have agreed on a standard for 1/4-inch all-in-one VCR/camera combinations.

I could chastise those same manufacturers for not agreeing on a single standard before videodisc systems or Beta and VHS VCR's were brought to the marketplace, but that would not serve any useful purpose. Instead, let's cross our fingers and hope that the new format will flourish. Maybe, just maybe those manufacturers will re-learn the advantages of compatibility.



ART KLEIMAN
Editor

Radio- Electronics

Hugo Gernsback (1884-1967) founder
M. Harvey Gernsback, editor-in-chief
Larry Steckler, CET, publisher
Arthur Kleiman, editor
Josef Bernard, K2HUF, technical editor
Carl Laron, WB2SLR, assistant editor
Jack Darr, CET, service editor
Robert F. Scott, semiconductor editor
Herb Friedman, communications editor
Gary H. Arlen, contributing editor
David Lachenbruch, contributing editor
Earl “Doc” Savage, K4SDS, hobby editor
Ruby M. Yee, production manager
Robert A. W. Lowndes, production associate
Stefanie A. Mas, production assistant
Joan Roman, circulation director
Arline R. Fishman, advertising coordinator

Radio-Electronics is indexed in *Applied Science & Technology Index* and *Readers Guide to Periodical Literature*.

Gernsback Publications, Inc.
200 Park Ave. S., New York, NY 10003
President: M. Harvey Gernsback
Vice President: Larry Steckler

ADVERTISING SALES 212-777-6400

Larry Steckler
Publisher

EAST

Stanley Levitan
Radio-Electronics
200 Park Ave. South
New York, NY 10003
212-777-6400

MIDWEST/Texas/Arkansas/Okla.

Ralph Bergen
The Ralph Bergen Co., Inc.
540 Frontage Road—Suite 325
Northfield, Illinois 60093
312-446-1444

PACIFIC COAST Mountain States

Marvin Green
Radio-Electronics
413 So. La Brea Ave.
Los Angeles, Ca 90036
213-938-0166-7

SOUTHEAST

Paul McGinnis
Paul McGinnis Company
60 East 42nd Street
New York, N.Y. 10017
212-490-1021



Build your own computer for \$79.95



The Sinclair ZX81 personal computer kit

Imagine building your own computer for only \$79.95!

That's exactly what you can do with the ZX81 kit. It comes with all the parts you need and complete diagrams and instructions for putting it together. All you have to supply is soldering iron, solder, and a screwdriver. Plus, of course, a little bit of work.

But you get a lot more than several hours of kit-building fun. You also get a surprisingly powerful personal computer. The ZX81 hooks up to any TV for a 32-character by 24-line display (we provide the connecting cables). You can also use a standard cassette recorder to store your programs (again, we provide the cables).

Most important, you get a BASIC programming language that's powerful enough to challenge and interest the most experienced programmers. The ZX81 can handle multidimensional string and numerical arrays. It has full mathematical functions accurate to eight decimal places. Single-key entry for every command. Syntax error detection, debugging codes, and easy editing. Plus features that are ideal for creating games, such as 20 graphic symbols, continuous

display, and random number generator.

The ZX81 can be expanded too. You can increase the memory from 1K to 16K with our Memory Module for \$49.95. And you get a comprehensive manual that completely documents the capabilities of the ZX81, and teaches programming from the ground up.

In short, you get all the features that have made the Sinclair ZX81 the fastest selling personal computer in the world. And you get the satisfaction and fun of building it yourself.

A few years ago, this kind of computer power was simply unavailable to the individual. Even today, most personal computers are too expensive to buy for personal use.

But the ZX81 kit can be yours for only \$79.95. Take advantage of this unique offer today. To order, send the coupon along with a check or money order. Or for faster delivery, call our toll-free number and use your MasterCard or VISA.

To order call toll free: 800-543-3000.

Ask for operator #509. In Ohio call: 800-582-1364; in Canada call: 513-729-4300.

Ask for operator #509. Phones open 24 hours a day, 7 days a week. Have your

MasterCard or VISA ready.

These numbers are for orders only. If you just want information, please write: Sinclair Research Ltd., 2 Sinclair Plaza, Nashua, NH 03061.

AD CODE 07FE	MAIL TO: Sinclair Research Ltd., One Sinclair Plaza, Nashua, NH 03061.		
	PRICE*	QTY.	AMOUNT
ZX81 Kit	\$79.95		
16K Memory Module	\$49.95		
Shipping and Handling	\$4.95		\$4.95
*U.S. dollars	TOTAL		

Name		
Address		
City	State	Zip

Sinclair technology is also available in Timex/Sinclair computers under a license from Sinclair Research Ltd.

sinclair

LETTERS

Address your comments to: Letters, **Radio-Electronics**,
200 Park Avenue South, New York, NY 10003

THE RC111 MODULE

In your March 1982 issue ("Hobby Corner"), "Doc" Savage did an article on the RC111 Module for use in constructing a capacitance/resistance meter (digital) using a cheap calculator. He gave the name and address of the supplier of the module: Kaltek, Box 7462, Rochester, NY 14615.

I sent for the module, which arrived very soon—much sooner, I would add, than most other mail-order goods I've bought. I constructed the circuit described in **Radio-Electronics**, but couldn't get my calculator to work with it. I wrote to Kaltek on March 21st, from Florida, seeking advice. On *March 29th* I received a handwritten letter of some two foolscap-size pages, together with circuit diagrams, describing in detail what I might try to solve my problems. It was further suggested

that "if all this fails" I could return my calculator and module for testing.

To condense this as much as I can, I *did* have to return the module and my calculator. Within *four days* I received a postcard from Mr. Ben Johnson of Kaltek, stating that he had "received goods OK" and hoped to have a look at them over the weekend. On the Tuesday following that weekend, I received a small parcel. Upon opening it, I found my calculator plus module *plus*—Mr. Johnson had completely rewired same, using his *own* components—and the whole thing was in working condition. Mr. Johnson told me, in his enclosed letter, that he had accidentally shorted my calculator batteries during the wiring, and enclosed not only a replacement set but two further ones.

I can only wish that there were more like Mr. Ben Johnson in this world. He certainly

deserves to get on, and I wish him all the success in the world.

Let me add that I have no connection with either Mr. Johnson or Kaltek, and had never heard of the company before reading about them in "Doc" Savage's department.

Y. BARKER,
Key Largo, FL

CABLE TV

In response to Mr. David Wagner's letter in the April 1982 **Radio-Electronics**: We would like to suggest that perhaps Mr. Wagner should investigate further into the rules and regulations in his area regarding the installation of television cable by persons other than the company providing the service.

Here in Southern California, it is customary
continued on page 22

BBC BROWN BOVERI
GOERZ METRAWATT



INTRODUCTORY OFFER

MA 1H A Professional Tool for **only \$49.00**

Safety Test Leads \$ 7.90
Case for Meter and Leads \$12.00

Black molded high impact thermoplastic case.

Large mirror scale, 83mm

Meter movement: Coil core magnet mounted on shock-proof jeweled bearings. Overload protected.

Dimensions: 92 x 126 x 45mm, Battery AA size 1.5V

Input impedance: 20k Ω/V DC, 4k Ω/V AC

Accuracy: 3% V DC, 4% V AC

Measuring ranges

Voltage	Current	Resistance	Capacitance
0.15 V dc	50 μA dc	1 Ω ... 1 kΩ	2000 ... 200 000 μF
0.5 V dc	0.5 mA ac/dc	10 Ω ... 10 kΩ	200 ... 20 000 μF
1.5 V ac/dc	5 mA ac/dc	100 Ω ... 100 kΩ	20 ... 2 000 μF
5 V ac/dc	50 mA ac/dc	1 kΩ ... 1 MΩ	2 ... 200 μF
15 V ac/dc	500 mA ac/dc		
50 V ac/dc	5000 mA ac/dc		
150 V ac/dc			
500 V ac/dc			
1000 V dc			

MA 2H | Accuracy: 1.5% V DC, 2.5% V AC

Current range: 15 A AC/DC

Other specs same as MA1H

\$79.00

1 YEAR IMMEDIATE EXCHANGE WARRANTY

THE TEST EQUIPMENT SPECIALISTS

TOLL FREE HOT LINE

800-223-0474

ADVANCE ELECTRONICS

54 WEST 45th STREET, NEW YORK, N.Y. 10036 212-687-2224

Explore the excellence of your ZX81 with a

MEMOPAK

MEMOPAK

MEMOPAK

MEMOPAK

MEMOPAK



MEMOPAK 64k memory extension for **\$179.95** Give your diminishing memory more byte.

MEMOPAK 64K RAM \$179.95

The Sinclair ZX81 has revolutionized home computing. The MEMOPAK 64K RAM extends the memory of ZX81 by a further 56K to a full 64K. It is neither switched nor paged and is Directly Addressable. The unit is user transparent and accepts such basic commands as 10 DIM A (9000). It plugs directly into the back of ZX81 and does not inhibit the use of the printer or other add-on units. There is no need for an additional power supply or leads.

Description of memory

0-8K . . . Sinclair ROM

8-16K . . . This section of memory switches in or out in 4K blocks to leave space for memory mapping, holds its contents during cassette loads, allows communication between programs, and can be used to run assembly language routines.

16-32K . . . This area can be used for basic programs and assembly language routines.

32-64K . . . 32K of RAM memory for basic variables and large arrays. With the MEMOPAK 64K extension the ZX81 is transformed into a powerful computer, suitable for business, leisure and educational use, at a fraction of the cost of comparable systems.

MEMOTECH

Memory Extension Specialists

Memotech Corporation
7550 West Yale Ave., Suite 220
Denver, Colorado 80227
Ph.(303) 986-0016

CIRCLE 7 ON FREE INFORMATION CARD

MEMOPAK 16K RAM \$79.95

With the addition of MEMOPAK 16K, your ZX81 will have a full 16K of Directly Addressable RAM. It is neither switched nor paged and enables you to execute longer and more sophisticated programs and to hold an extended data base.

The 16K and 64K Memopaks come in attractive, custom-designed and engineered cases which fit snugly on to the back of the ZX81 giving a firm connection.

Free service on your MEMOPAK

Within the first six months, should anything go wrong with your MEMOPAK, return it to us and we will repair or replace it free of charge.

Try MEMOPAK with no obligation

You can use our MEMOPAK in your home without obligation. After 10 days if you are not completely satisfied, simply return it for a full refund.

Coming soon

A complete range of ZX81 plug-in peripherals:

- MEMOTECH Hi-Res Graphics
- MEMOTECH Digitising Tablets
- RS232 Interface
- Centronic Interface and
- Software Drivers

All these products are designed to fit "piggy-back" fashion on to each other and use the ZX81 power supply.

Further information forthcoming.

Memotech Corp. 7550 W. Yale Ave. Suite 220 Denver, Colo. 80227

Yes! I would like to try the Memopak. I understand that if I'm not completely satisfied, I can return it in 10 days for a full refund.

	Price +	Qty.	Amount
<input type="checkbox"/> Check	Memopak 64k RAM	\$ 179.95	
<input type="checkbox"/> Visa	Memopak 16k RAM	\$ 79.95	
<input type="checkbox"/> MC	Shipping and Handling	\$ 4.95	\$ 4.95
			Total

Act. No. Exp. + U.S. Dollars


Name

Street

City State Zip

CODE RE-07

“If you’re going to learn electronics, you might as well learn it right!”



“Don’t settle for less. Especially when it comes to career training...because everything else in your life may depend on it. That’s why you ought to pick CIE!”

You've probably seen advertisements from other electronics schools. Maybe you think they're all the same. They're not!

CIE is the largest independent home study school in the world that specializes exclusively in electronics.

Meet the Electronics Specialists.

When you pick an electronics school, you're getting ready to invest some time and money. And your whole future depends on the education you get in return.

That's why it makes so much sense to go with number one . . . with the specialists . . . with CIE!

There's no such thing as bargain education.

If you talked with some of our graduates, chances are you'd find a lot of them shopped around for their training. Not for the lowest priced but for the best. They pretty much knew what was available when they picked CIE as number one.

We don't promise you the moon. We do promise you a proven way to build valuable career skills. The CIE faculty and staff are dedicated to that. When you graduate, your diploma shows employers you know what you're about. Today, it's pretty hard to put a price on that.

Because we're specialists, we have to stay ahead.

At CIE, we've got a position of leadership to maintain. Here are some of the ways we hang onto it . . .

Our step-by-step learning includes "hands-on" training.

At CIE, we believe theory is important. And our famous Auto-Programmed® Lessons teach you the principles in logical steps.

But professionals need more than theory. That's why some of our courses train you to use tools of the trade like a 5 MHz triggered-sweep, solid-state oscilloscope you build yourself—and use to practice troubleshooting. Or a Digital Learning Laboratory to apply the digital theory essential to keep pace with electronics in the eighties.

Our specialists offer you personal attention.

Sometimes, you may even have a question about a specific lesson. Fine. Write it down and mail it in. Our experts will answer you promptly in writing. You may even get the specialized knowledge of all the CIE specialists. And the answer you get becomes a part of your permanent reference file. You may find this even better than having a classroom teacher.

Pick the pace that's right for you.

CIE understands people need to learn at their own pace. There's no pressure to keep up . . . no slow learners hold you back. If you're a beginner, you start with the basics. If you already know some electronics, you move ahead to your own level.

Enjoy the promptness of CIE's "same day" grading cycle.

When we receive your lesson before noon Monday through Saturday, we grade it and mail it back—the same day. You find out quickly how well you're doing!

CIE can prepare you for your FCC License.

For some electronics jobs, you must have your FCC License. For others, employers often consider it a mark in your favor. Either way, it's government-certified proof of your specific knowledge and skills!

More than half of CIE's courses prepare you to pass the government-administered exam. In continuing surveys, nearly 4 out of 5 CIE graduates who take the exam get their Licenses!

Associate Degree

Now, CIE offers an Associate in Applied Science Degree in Electronics Engineering Technology. In fact, all or most of every CIE Career Course is directly creditable towards the Associate Degree.

Send for more details and a FREE school catalog.

Mail the card today. If it's gone, cut out and mail the coupon. You'll get a FREE school catalog plus complete information on independent home study. For your convenience, we'll try to have a CIE representative contact you to answer any questions you may have.

Mail the card or the coupon or write CIE (mentioning name and date of this magazine) at: 1776 East 17th Street, Cleveland, Ohio 44114.



CIE Cleveland Institute of Electronic

1776 East 17th Street, Cleveland, Ohio
Accredited Member National Home Study Council

YES... I want the best of everything! Send me my FREE school catalog — including details about the Associate Degree program package of home study information.

ool
ay FREE
RE-40

Print Name _____

Address _____ Apt. _____

City _____

State _____ Zip _____

Age _____ Phone (area code) _____

Check box for G.I. Bill information: Veteran Active

MAIL TODAY!

LETTERS

continued from page 16

for the owner/builder to provide for cable-television pre-wiring through a private contractor. The local cable-operating company not only encourages that, but will often provide the material at no cost to the contractor.

The cable-operating company must still make the final connections to the building and the television sets.

Perhaps those regulations are the same in other areas.

AUDIO VISION COMMUNICATIONS,
Robert J. Hill, owner,
Burbank, CA

THOSE UNIQUE PROJECTS

When I started to read "Six Unique Projects for Your Car," in the April 1982 *Radio-Electronics*, my first thought was that I was reading an article by the two most incredibly naive writers in the electronics industry. But I soon discovered that the shoe was on the other foot! Hats off to Messrs. Gartman & Weinstein, the Laurel & Hardy of the electronics magazines.

TERRY WHITE,
San Antonio, TX

ROAD-INFORMATION SYSTEM

I'd like to comment on the article, "Automatic Road-Information Service" that ap-

peared in your March, 1982, issue.

The German Blaupunkt system works, and works well; it is the solution if we assume that it occupies a "little-used" sub-carrier spectrum. However, SCA as an industry, although grossing millions of dollars and providing a wise venture for investment, is barely in its infancy. Do we really want to fill up the SCA bottle with traffic information?

From a technical standpoint, the use of commercial FM stations' SCA for traffic information is a bit impractical as to immediate need. Such information systems can only deliver general information on the conditions in a wide area, and cannot be used to localize data on traffic or road conditions.

I have investigated the approach thoroughly, and feel that it would have been good at the turn of the century, but that it falls far short of present and future needs.

As development is continuing on my KQ2 FM broadcast system, traffic needs have been taken care of using 10 Class-T traffic channels. Those channels are located at the top and bottom of the FM dial, below 88 MHz and above 108 MHz. The channel spacing is 71.5909 KHz. A highly compressed mono audio channel provides aural traffic information from community PR stations, or from roadside transmitters. An 18-kHz pilot is used to control subcarrier information. The subcarrier information, where present, provides the automobile with digitalized information about traffic conditions. The highly directive nature of FM VHF is used productively to control only the designated areas. Two low-

frequency tones amplitude-modulate the FM carrier to identify which end of the dial is being read, and can provide priority control. The KQ2 Class-T traffic system has the advantage of adapting itself immediately to existing FM radios, does not interfere with commercial FM or SCA use, and can be expanded into highly sophisticated control criteria as the technology advances.

When the KQ2 commercial FM system is finished, we will be broadcasting high-detail, full-color pictures over FM stations broadcasting on mono, stereo, and quadraphonic, and with or without SCA. That is done by amplitude-modulating the FM carrier at 57 kHz. To attempt combining that with 57-kHz ARI services poses some limitations for FM receivers at the limiting threshold.

At the present time, we just do not have sufficient working information on the peculiar combination of ARI and KQ2 picturevision to say categorically whether they will or will not be able to co-exist. Certainly, from the disastrous quality of modern FM transmitters, I tend to favor the negative.

In the past decade, we have seen the "technically" inappropriate and impossible applied to FM transmitting antennas and transmitters. The result is a significant reduction in Class B and C station coverage. Due to the wrong transmitting antenna design, the reliable fringe reception of FM stations beyond 65 miles is almost a thing of the past. Due to the wrong approach to FM transmitter design, the distortion produced by those de-


continued on page 24

Do your breadboarding by the numbers with new A P Circuit-Strips.

Our new Circuit-Strip™ breadboard is a smaller version of the world-famous A P PRODUCTS Super-Strip™. But Circuit-Strip goes one better by giving you a molded-in alpha-numeric grid for faster and easier identification of every tie-point in your circuit. Schematics can be labeled with each tie-point's alpha-numeric location to make circuit building faster and trouble-shooting much easier.

Circuit-Strip combines the plug-in ease of a solderless tie-point matrix with the convenience of four separate distribution

buses of 35 tie-points each for power, ground and signal lines. All sizes of DIPs and discrete components with lead diameters up to .032" can be accommodated.



Call TOLL FREE, 800-321-9668, for the name of the distributor nearest you. (In Ohio, call collect: (216) 354-2101.)

A P PRODUCTS INCORPORATED
9450 Pineneedle Drive
P.O. Box 603
Mentor, Ohio 44060
(216) 354-2101
TWX: 810-425-2250



In Europe, contact A P PRODUCTS GmbH
Baumlesweg 21 • D-7031 Weil 1 • W. Germany

CIRCLE 19 ON FREE INFORMATION CARD

Your guide to the world of microprocessors.

The Micro-Professor™ - A low cost tool for learning, teaching and prototyping.

Here in one attractive package and at a price of only \$149.00 is a Z80* based microcomputer to lead you step by step to a thorough knowledge of the world of microprocessors.

The Micro-Professor is a complete hardware and software system whose extensive teaching

* Z80 is a trademark of Zilog Inc.

manual gives you detailed schematics and examples of program code. A superb learning tool for students, hobbyists and microprocessor enthusiasts, as well as an excellent teaching aid for instructors of electrical engineering and computer science courses.

But the Micro-Professor is much more than a teaching device. With it you can do breadboarding and prototyping, designing your own custom hardware and software applications with Z80, 8080 and 8085 compatible code.

The standard 2K bytes of RAM is expandable to 4K, and the standard 2K bytes of ROM can be increased to 8K.

All this plus a built-in speaker, a cassette interface, and

sockets to accept optional CTC/PIO. Bus is extendable.

As well as being an exciting learning tool, the Micro-Professor is a great low-cost board for OEM's. Call for details.


SSB-MPF Speech Synthesizer Board \$129

A vocabulary of up to 400 words based on the TMS 5200 chip.



EPB-MPF EPROM Programming Board \$169

For all +5V 1KB/2KB/4KB EPROMs. Read/Copy/List/Verify Capability.




BASIC-MPF Tiny Basic \$19

2KB BASIC interpreter with hardware control capability. Machine-code subroutine accessible.



Multitech Electronics Inc.



I'm ready to enter the world of microprocessing

Call toll free to order.

	Price	Qty.	Amount
MPF-I Micro-Professor	\$149.00		
SSB-MPF Speech Synthesizer Board	\$129.00		
EPB-MPF EPROM Programming Board	\$169.00		
BASIC-MPF	\$ 19.00		
Shipping and Handling	\$ 4.95		4.95
California residents add sales tax.			
TOTAL			

In U.S. and Canada mail to:
Multitech Electronics Inc.
195 West El Camino Real
Sunnyvale, CA 94086
California Tel. (408) 773-8400
Elsewhere (800) 538-1542

Outside of North America mail to:
Multitech Industrial Corporation
977 Min Shen E Road, 105
Taipei, Taiwan, ROC
Tel. 02-769-1225
TWX 19162 MULTIIIC,
23756 MULTIIIC

Check or money order enclosed
 Visa Mastercharge

Card No. _____ Expires _____
Signature _____
Name (Please Print) _____
Address _____
City _____ State _____ Zip _____

LETTERS

continued from page 22

vices far exceeds the FCC's specifications. Impossible, you say! Not at all. The way distortion is measured is by the fixed-tone method, which tells you absolutely nothing about the behavior of an FM transmitting system under actual operation. In fact, if it were not for the energy-interleaving of stereo-FM sidebands, we would not be able to tolerate audibly most stereo-FM stations.

It is a common misconception that 10-watt or even 20-watt FM exciters are developed and receive an FCC certification, that the distortion and stability figures obtained will go on

to become the feeding sources for RF on large transmitters, having similar distortion and stability figures. *Wrong!* The powerful RF field emanating from the transmitter permeates the exciter system. Since the FM is FM, no one can predict the feedback phase of that system during dynamic operation. One only has to compare a transmitter that is 25 years old with a brand new one to appreciate how far FM has slid.

Most of today's FM receivers selling for \$300.00 up, far exceed the attainable quality of FM-transmitting systems, and many of the over-\$500.00 FM receivers do not have the performance of their \$300.00 counterparts, because they are based on add-on engineering, without much attention being paid to

ACG or dynamic range, or even long-term stability on extremely high-gain systems. Remember the old Grundig and Telefunken tube FM receivers? Those babies can still run rings around most very expensive new receivers. Sure, the distortion may be higher, and the sensitivity may not be as great, but those sets were real performers, even with the ugly brown and ivory lacquer exteriors. It always hurts me very much when I have to put one of them asleep for bad switches.

CHARLES E. KOONTZ,
E-S-H Systems,
Fairfield, IL

ON NIKOLA TESLA

I was delighted to read Mr. Powell's tribute to Nikola Tesla in "Letters" (February 1982, *Radio-Electronics*). My regard for the man was heightened greatly by an incident on a patent application some years back. In that application, which related to a printed-circuit motor, one of the 12 claims was disallowed as having been anticipated by Tesla in 1908, in spite of its dependency on new technology for its realization! Quite a mind, quite a man.

GERALD L. BERNIER,
Nashua, NH

TELETEXT

Mr. Acton's letter about teletext in the April 1982 issue of *Radio-Electronics* needs a response. He asked to be corrected if wrong on how our current National Television System Committee (NTSC) color-television standard was adopted. He is correct in noting that the FCC standard resulted from a committee effort and was not "handed down from on high by the FCC."

What I think that Mr. Acton fails to appreciate is that it was the adoption of the NTSC recommendations into a uniform, nationwide standard that made color television prosper in this country.

The FCC is mandated by the Administrative Procedures Act to request and consider public and industry comments. That is done in the form of Notice of Inquiries (NOI's) and Notice of Proposed Rule Makings (NPRM's). I don't think that anyone at the FCC has ever felt that he or she had some privileged insight on a technical matter. The FCC has always encouraged and sometimes pleaded for public comments.

Establishment of standards for RF transmissions is a logical and proper function of government. I submit that color television, FM stereo, captioning for the deaf, and other services would not have thrived if the FCC had not established standards for those services. I predict that the lack of such standards will hamper the growth of teletext and AM stereo.

Yes, it is difficult for the FCC to choose one standard. But the benefits of having a standard so outweigh the disadvantages of having no standard, that I say that even a decision by lottery between closely competing systems is preferable to no decision at all.

DANE E. ERICKSEN,
Alameda, CA

PRINT THE WORLD



See What You've Been Missing!

Stay in touch with world events, monitor weather, ship traffic, and radio amateurs. Connect to your receiver and display shortwave radio teleprinter and Morse code transmissions with the new receive-only **HAL CWR-6700 Telereader**.

- Receive ASCII or Baudot RTTY
- Six standard RTTY speeds
- 3 RTTY shifts for low or high tones
- Adjustable space for fine tuning
- Receive Morse code — 4 to 50 wpm
- 16 lines by 36 or 72 character display
- Two page video display
- Parallel ASCII printer output
- Requires ± 12 VDC and external TV monitor
- One year limited warranty
- Small size (8" x 3" x 12.75")

Write or call for more details. See the CWR-6700 at your favorite HAL dealer.



HAL COMMUNICATIONS CORP.

BOX 365
URBANA, ILLINOIS 61801 217-367-7373

HITACHI

NLS Non-Linear Systems

HICKOK

WESTON

DATA PRECISION

KEITHLEY

FLUKE

PHILIPS

BK PRECISION


VIZ RGA

DORIC

TRIPLETT

Simpson

LEADER



NEW — NOW AVAILABLE

HITACHI

V209 20 MHz, Dual Trace, Portable, Complete with built-in Battery Pack.

V509 50 MHz, Dual Trace, Dual Time Base, Portable (Battery pack optional).

FLUKE DIGITAL MULTIMETERS

- Two New 4 1/2-Digit Handheld DMM's from Fluke
Wideband True RMS AC Measurements (100 kHz-8060A, 30 kHz-8062A)
0.04% Basic DC Accuracy (8062A = 0.05%)
Full Range Capability (200 uA, 200 mV, 200 Ohm ranges)
Autorangeing M Ohm to 300 M Ohm
Relative (Offset or Zero) Mode
Audible and Visual Continuity Indicators
Frequency Measurement to 200 kHz, 0.01 Hz Resolution to 200 Hz, 1 Second Response Time (8060A only)
dBm Referenced to 600 Ohm (8060A only)
Relative dB measurement (8060A only)
Conductance (8060A only)
Separate Constant Current Source Diode Test
Self Diagnostics

\$349.

8060A

\$279.

8062A



Display: 4 1/2 digit duplex LCD (19,999 count)
A/D Converter: Dual slope converter, autozero, autopolarity.
Conversion: TRMS, AC coupled
Display Annunciators: BT, low battery indication.
REL, relative reference mode activated. [8060A: (k)Hz, frequency function activated. dB, dB function activated.]
Temperature: 0° to +50°C operating, -35° to +60°C storage.
Temperature Coefficient: (0° to +18°C or +28° to +50°C) .1 times the applicable accuracy specification per degree C plus the initial +18° to +28° specification.

PORTABLE OSCILLOSCOPES BATTERY OPERATED

NLS Non-Linear Systems

Call For Our Prices

MS-15



Single Trace 15MHz

MS-215



Dual Trace 15 MHz

MS-230



Dual Trace 30MHz

New Sweep/Function Generator

BK PRECISION



MODEL 3020

- Four instruments in one package—sweep generator, function generator, pulse generator, tone-burst generator.
Covers 0.02Hz-2MHz
1000:1 tuning range
Low-distortion high-accuracy outputs
Three-step attenuator plus vernier control
Internal linear and log sweeps
Tone-burst output is front-panel or externally programmable

Call For Our Price

New Low Distortion Function Generator

BK PRECISION



MODEL 3010

- Generates sine, square and triangle waveforms
Variable amplitude and fixed TTL square-wave outputs
0.1 Hz to 1MHz in six ranges
Push button range and function selection
Typical sine wave distortion under 0.5% from 0.1Hz to 100kHz
Variable DC offset for engineering applications
VCO external input for sweep-frequency tests

Call For Our Price



TOLL FREE HOT LINE 800-223-0474

THE TEST EQUIPMENT SPECIALISTS

ADVANCE ELECTRONICS

54 WEST 45th STREET, NEW YORK, N.Y. 10036 212-687-2224

EQUIPMENT REPORTS

Sabtronics Model 8000 Frequency Counter



CIRCLE 101 ON FREE INFORMATION CARD

FOR SOME YEARS, IF YOU OWNED A 600-MHZ frequency counter, it was good enough for the vast majority of communications servicing. Although the 450-512 MHz UHF mobile band is still considered the highest frequency range for most users, recent FCC

frequency-block releases in the 806-960 MHz range have created a need for counters with a higher top frequency.

One such counter, especially recommended for those on a limited budget, is the Sabtronics model 8000. That 9-digit counter

Sabtronics		8000										
OVERALL PRICE												
EASE OF USE												
INSTRUCTION MANUAL												
PRICE/VALUE												
		1	2	3	4	5	6	7	8	9	10	
		Poor			Fair			Good			Excellent	

has a frequency range of 10 Hz to 1 GHz, and there are some other rather impressive specifications.

While it is common for the sensitivity of many counters to fall off with increasing frequency, that unit boasts 35-millivolt sensitivity at the top end of its range. For high resolution, three gate times, 0.1, 1, and 10 seconds, are switch-selectable. Normally, the timebase would be derived from a 10-MHz quartz crystal; our test sample, however, was supplied with an optional temperature-compensated crystal oscillator. (TCXO).

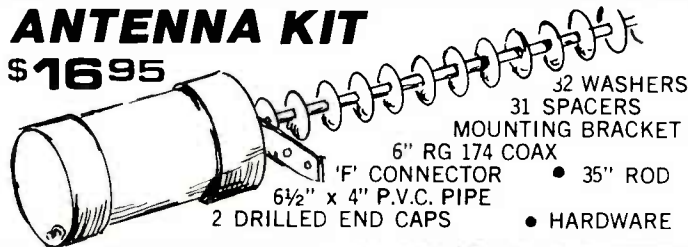
A front-panel sensitivity control allows the user to adjust the threshold for accurate counting. Separate BNC connectors are used for 10 Hz-100 MHz and 10 MHz-1 GHz inputs.

The nine-digit display features 0.4-inch
continued on page 32

2300 MHz VARIABLE DOWNCONVERTER

ANTENNA KIT

\$16.95



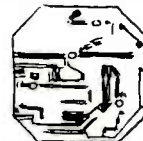
- 32 WASHERS
- 31 SPACERS
- MOUNTING BRACKET
- 6" RG 174 COAX
- 1/4" 'F' CONNECTOR
- 6 1/2" x 4" P.V.C. PIPE
- 2 DRILLED END CAPS
- 3/8" ROD
- HARDWARE

PARTS

- Converter P.C. Board
Plated through holes
for stability.....\$4.95
- Power Supply
- P.C. Board2.95
- MRF 9012.00
- NEO21354.95
- 2835 Diodes95
- .001 Chip
Caps. 10/3.95
- Choke Set of 4.....1.95
- LM 317 Regulator 1.25
- 'F' Connectors
- Chassis50
- Wall Transformer
- 12 VAC 700 MA.....4.95
- 'U' Bolt95
- BALUN
- 75 to 300 ohm.....1.95
- BALUN
- for rabbit ears...2.95
- *RG 59/U COAX
- WITH CONNECTORS
- FACTORY MADE
- 100 Ft.\$17.50
- 50 Ft. 9.50
- 25 Ft. 5.75
- 3 Ft. 2.50

CONVERTER KIT

\$16.95



P.C. BOARD PRE-DRILLED
SOLDER PLATED WITH
PLATED THROUGH HOLES
FOR A MORE STABLE PICTURE.

NEW!!
2137 HOT TRANS.

- 3 MRF 901 TRANSISTOR
- 2 HP 2835 Diodes
- 6 .001 Chip Caps.
- 9 Resistors
- 4 Prewound chokes
- 1 Electrolytic Cap.
- 1 Pre Made Probe



★ WIRED P.C. BOARD TESTED, READY TO CONNECT TO CAN WITH PROBE & CABLE CONNECTOR ATTACHED.
\$24.95

POWER SUPPLY KIT

\$16.95



- POWER TRANSFORMER
- COURSE TUNE POT.
- FINE TUNE POT.
- 3 'F' CONNECTORS
- RESISTORS & CAPS
- LED WITH HOLDER
- TERMINAL STRIP
- WOOD GRAIN CABINET WITH SILK SCREENED front and back \$10.95 Extra
- BUILT POWER SUPPLY.....\$34.95
- P.C. BOARD
- RF CHOKE
- KNOB
- WIRE
- 2 SWITCHES
- 4 DIODES
- LM 317 REG.

Complete
Down Converter
System
INCLUDES
ANTENNA KIT
POWER SUPPLY KIT
CONVERTER KIT
SPECIAL \$49.95

QUANTITY DISCOUNTS

- Any Price in Adv.
- 10 pcs. 12% off
 - 25 pcs. 18% off
 - 50 pcs. 25% off
 - 100 pcs. 30% off
 - 1000 pcs. 35% off
- No Mixing for
Quantity Discount

We will tune converter board for \$12.50
trouble shoot
add7.50
trouble shoot
power supply. \$12.50
plus any parts needed.

We will accept collect calls for orders only on Visa and Master Card
No C.O.D. Orders
To Order Call 1-317-255-7776—For information call 317-291-7262
Complete Kit Weighs 5 pounds. Please add Sufficient Postage

6950 NORTH MICHIGAN ROAD
INDIANAPOLIS, IN 46268

ELECTRONIC RAINBOW

RE-7

I WISH I HAD...



OUR WISH BOOK CATALOG HAS IT.



Why settle for 3 wishes. Pomona Electronics can grant you more than 650 — virtually every whim you could have for electronic test accessories. With new products like an anti-static DIP remover and a spring-loaded landing post. And favorites such as DIP CLIP™ test clips, GRABBERS™ test clips, black boxes, and shielded cables, breakouts and connectors. Plus all those many unglamorous but indispensable items you're always needing. You couldn't hope to find better quality anywhere. So, let your first wish of the year be for an

electronic test accessory wish book—the new, 1982 Pomona catalog. Just ask for one. Your wish is our command. Full catalog also contained in EEM.

ITT Pomona Electronics, 1500 E. Ninth St., Pomona, CA 91766. Phone (714) 623-3463. In Europe, ITT Industries Belgium S.A., Pomona Division, 250 Avenue Louise, Box 121, Brussels, Belgium. Phone 02/640. 34. 00.

AVAILABLE FROM YOUR FAVORITE ELECTRONICS PARTS DISTRIBUTOR

Pomona Electronics **ITT**
CIRCLE 6 ON FREE INFORMATION CARD

EQUIPMENT AND TRAINING NO OTHER SCHOOL CAN MATCH.

**NTS HOME TRAINING INVITES YOU TO EXPLORE MICROCOMPUTERS,
DIGITAL SYSTEMS AND MORE, WITH STATE-OF-THE-ART EQUIPMENT
YOU ASSEMBLE AND KEEP.**

Without question, microcomputers are the state of the art in electronics. And NTS is the only home study school that offers you training for this booming field with a choice of 3 production-model micro computers.

We'll explain the principles of troubleshooting and testing your microcomputer and, best of all, we'll show you how to program it to do what you want.

You'll use a digital multimeter, a digital logic probe and other sophisticated testing gear to learn how to localize problems and solve them.

Send for the full color catalog in the electronics area of your choice—discover all the advantages of home study with NTS!

NTS also offers courses in Auto Mechanics, Air Conditioning and Home Appliances. Check card for more information.



We believe that training on production-model equipment, rather than home-made learning devices, makes home study more exciting and relevant. That's why you'll find such gear in most of NTS's electronic programs.

For instance, to learn Color TV Servicing you'll build and keep the 25" (diagonal) NTS/HEATH digital color TV.

In Communications Electronics you'll be able to assemble and keep your own NTS/HEATH 2-meter FM transceiver, plus test equipment.

But no matter which program you choose, NTS's Project Method of instruction helps you quickly acquire practical know-how.



Simulated TV Reception

4.

3. The NTS/Heath HN-89A Microcomputer features floppy disk storage, "smart" video terminal, two Z80 microprocessors with 32K RAM Memory, expandable to 64K on board. 4. The NTS/Heath GR 2001 Digital Color TV (25" diagonal) features specialized AGC-SYNC muting filtered color and new solid-state high voltage tripler rectifier.

NTS NATIONAL TECHNICAL SCHOOLS

TECHNICAL TRADE TRAINING SINCE 1965
Resident and Home Study Schools
4000 SO. FIGUEROA ST., LOS ANGELES, CA. 90037



1. The NTS/Rockwell AIM 65 Dedicated Microcomputer A Single board unit featuring on board printer and display—4K RAM (expandable). Application Functions: Central processor—Controller/Monitor—Development System. 2. "The NTS/SYM-1 Microcomputer" 6502 Based CPU—4K bytes ROM (expandable)—1K RAM (expandable). 51 active I/O lines for versatile interfacing: disk drives, ASCII key boards, cassette tape, etc.

NATIONAL TECHNICAL SCHOOLS

4000 South Figueroa Street, Dept 206-072
Los Angeles, California 90037

Please rush FREE color catalog on course checked below

- | | |
|---|---|
| <input type="checkbox"/> MicroComputers/MicroProcessors | <input type="checkbox"/> Auto Mechanics |
| <input type="checkbox"/> Communications Electronics | <input type="checkbox"/> Air Conditioning |
| <input type="checkbox"/> Digital Electronics | <input type="checkbox"/> Home Appliances |
| <input type="checkbox"/> Industrial Technology | <input type="checkbox"/> Color TV Servicing |

Name _____ Age _____

Address _____

Apt. _____ City _____

State _____ Zip _____

- Check if interested in G.I. information.
 Check if interested ONLY in classroom training in Los Angeles.

EQUIPMENT REPORTS

continued from page 26

LED characters and automatic decimal point positioning. Under most circumstances, the display can be easily read from anywhere near the test bench. Resolution (10-second gate time) is 0.1 Hz at 10 MHz, 1 Hz at 100 MHz, and 10 Hz at 600-1000 MHz. Gating is indicated by a blinking LED.

The manufacturer's specification for sensitivity is better than 20-millivolts RMS at the lower frequencies, gradually increasing to 35 millivolts at 1 GHz. Input impedance

is 1 megohm (100 picofarads) on the lower ranges, and 50 ohms from 10-1000 MHz. The temperature stability of the crystal oscillator is ± 1 part-per-million (0-40°C), with a setability of ± 2 parts-per-million. Among the available accessories are an AC adapter/charger, a probe, and a telescoping antenna.

Our test

Opening up the unit, we found an exceptionally clean layout designed around a wave-soldered glass/epoxy PC board. The temperature-compensated crystal oscillator supplied with our unit was a metal-enclosed, hermetically sealed module, rigidly mounted on a metal standoff.

"I'll give you a free one-year membership in my video camera club just for filling out a simple questionnaire."



Already, thousands of video enthusiasts have joined VC 2000, entitling them to:

- Basic video camera instructional tapes at discount prices
- Instructional tapes on how to set up a video business
- A quarterly newsletter with state-of-the-art development in the world of video
- Discount prices on blank cassettes and equipment
- And many more benefits

But, you can enjoy these same benefits on a one-year membership at absolutely no cost, just by filling out a simple questionnaire, describing your video playing or shooting activities. This questionnaire will help me find new ways to serve the needs

of video enthusiasts. You may also request additional questionnaires for friends to let them qualify for membership, too.

Act now, to qualify for your free membership. Use the coupon below or my toll-free number to request your questionnaire.

1 800 428-6163

(except in Alaska or Hawaii)

1 800 692-6048

(In Indiana)

Jim Karter

Kartes Video Communications, Inc.

Please send my questionnaire(s) which I will fill out and return to you in return for a one-year free membership in VC 2000.

Name _____

Address _____

City _____ State _____ Zip _____

I will also need _____ number of questionnaires to give to friends.

VC2000™

A Club for Video Camera Owners
VC 2000, 10 East 106th Street, Indianapolis, IN 46280

O-1

CIRCLE 21 ON FREE INFORMATION CARD

Sensitivity was checked with a Hewlett-Packard laboratory generator and confirmed the manufacturer's claims. A few peaks and valleys were apparent in the sensitivity curve, but average sensitivity was well within the manufacturer's stated specifications. Jitter suppression appeared to be good; the last character does not continually "bounce around" as is found on many competitive digital instruments.

While 10 seconds may seem like a long time to wait for a display to sample, it is well worth the time for the extra accuracy.

Although it is possible that some interference to the instrument might occur as the result of its unshielded plastic cabinet, if a shielded cable probe is used, that should not be a problem in most applications.

If you are in the market for a 1-GHz frequency counter, and especially if you've got to watch your budget, be sure to check out the model 8000 from Sabtronics International Inc. (5709 North 50th Street, Tampa, FL 33610); it will be well worth your time. It sells for \$239.00. **R-E**

Osborne Computer Corporation Osborne 1 computer



CIRCLE 102 ON FREE INFORMATION CARD

Osborne	Osborne 1									
OVERALL PRICE	1	2	3	4	5	6	7	8	9	10
EASE OF USE	1	2	3	4	5	6	7	8	9	10
INSTRUCTION MANUAL	1	2	3	4	5	6	7	8	9	10
PRICE/VALUE	1	2	3	4	5	6	7	8	9	10
	Poor Fair Good Excellent									

OVER THE LAST FIVE YEARS, THE TREND IN the microcomputer market has been toward putting more power in the hands of the desktop computer user. One of the biggest reasons for that has been the shrinking cost of memory and the increasing sophistication of microcomputer hardware. But the cost involved in setting up a reasonably powerful system is still considerable. It isn't unreasonable to spend \$3,000 to \$5,000 for a system consisting of a couple of disk drives, a video monitor, the keyboard, and the computer electronics, including 64K of Random Access Memory (RAM), itself. It is possible, however, to get all of that, and more, and still spend less than \$2000; and one way you can do that is to purchase Osborne

continued on page 36

Hitachi V-202 and V-352 Dual Trace Oscilloscopes

When you get exceptional capability per dollar, that's superior cost-performance. And that's the 35 MHz Hitachi V-352 and the 20 MHz Hitachi V-202 dual trace oscilloscopes.

Proof? Just skim these features, then note the price. For starters, both scopes have a 2-year limited warranty. And then there are features like square CRT's with internal graticules, vertical sensitivity

of 1 mV/division, and a wide dynamic range for vertical amplifier of 8 divisions or more. Each scope features front panel X-Y operation, 10X sweep magnification, 3% vertical deflection and sweep accuracy, and low vertical drift. For ease of operation, functionally related controls are grouped into 3 color-coded front panel blocks.

How do we build in all that capability at such low cost? Chalk it up to two decades of oscilloscope design experience and some of the most modern production methods around.

Hitachi V-352 and V-202 are

stocked by your authorized industrial distributor and ready for fast delivery.

Ask for a demonstration and see more performance than you expected for less than you thought possible.

**Hitachi...
the measure of quality.**



HITACHI

Hitachi Denshi America, Ltd.

175 Crossways Park West

Woodbury, NY 11797

(516) 921-7200

CIRCLE 3 ON FREE INFORMATION CARD

You'll recognize the name... appreciate the quality.



LOWEST DISCOUNT

WE WILL BEAT ANY ADVERTISED PRICE

This offer applies only to items in this ad. Ad showing advertised price must accompany your order.

BK PRECISION

CRT Restorer Analyzer

Model 467
 • Restores color and B/W picture tubes like new! Uses the most powerful restoration method known with minimal danger to the CRT • Exclusive multiplex test technique



\$420.75

Portable Digital Capacitance Meter

Model 820
 • Measures capacitance from 0.1 pF to 1 Farad • Resolves to 0.1 pF • 10 ranges for accuracy and resolution • 4 digit easy to read LED display • 0.5% accuracy • Special lead insertion jacks or banana



\$157.25

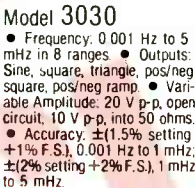
Sweep/Function Generators

Model 3015
 • Frequency: 2 Hz to 200 kHz, in 3 ranges • Outputs: Sine, square or triangle • Variable Amplitude: 15 V p-p, open circuit; 7.5 V p-p into 600 ohms • Pulse Output: Fixed amplitude TTL level, logic high greater than 3 volts • Accuracy: ±5%



\$230.

Model 3025
 • Frequency: 0.005 Hz to 5 MHz in 7 ranges • Outputs: Sine, square, triangle or haversine • Variable Amplitude: 20 V p-p, open circuit; 10 V p-p, into 50 ohms • Accuracy: ±5% F.S.



\$382.50




\$322.

Low Distortion Function Generator



\$187.50

Model 3010
 • Generates sine, square and triangle waveforms • Variable amplitude and fixed TTL square-wave outputs • 0.1 Hz to 1 MHz in six ranges • Typical sine wave distortion under 0.5% from 0.1 Hz to 100 kHz



\$1160.

Dual-Trace 30 MHz Delayed Sweep Scope

Model 1530
 • Delayed sweep operation for sweep expansion up to 1000x • 30 MHz response; usable to 50 MHz • 5 mV/division sensitivity, selectable 2 mV to 20 mV • Variable hold-off for pulse train display • Single-sweep for nonrepetitive waveforms • Built-in triggering filters

BECKMAN


BECKMAN 3 1/2 Digit Multimeters



TECH 310
 Has 7 functions and 29 ranges, plus 0.25% VDC accuracy
\$140.
 w/free case

TECH 330
 Has 7 functions and 29 ranges, plus 0.1% VDC accuracy and true RMS capability (AC + DC).
\$219.
 w/free case

TECH 300
 Has 0.5% VDC accuracy and all the features of TECH 310, except the continuity test function and 10-amp current ranges.
\$120.
 w/free case



TECH 350
 Bright, 0.5% LCD display. Single easy-to-use switch. Separate diode test function. Low power resistance range. 22 megohms input resistance. 12,000 hour battery life.
\$210.

TECH 360
 Input jack for a standard K-type thermocoupling, enabling user to measure temp from -20°C to +1265°C. Switch selectable measurement of true RMS (AC + DC) or AC only voltages and currents.
\$269.95

FLUKE

Multimeter

• Free 10 amp current shunt.
 • General purpose True RMS multimeters with identical features except for power sources.

Model 810
 Operates on line voltage
\$269.95

Model 811
 Operates on line voltage and with rechargeable Ni-Cad batteries.
\$309.95



* with free case

Hand Held DMM with free case



Model D800
 Fluke's lowest priced DMM. An all purpose instrument for basic measurement-needs. Five ranges for AC and DC voltage measurements. Four ranges for AC and DC current tests. Six resistance ranges.
\$125.*



Model D802
 Same as Model D800 but has a basic DC accuracy of 0.1% and Fluke conformance function for accurate high resistance measurement.
\$189.*



Model D804
 The most powerful in the series. All features of Model D802 plus capability to check continuity and logic levels, measure temp with K-type thermocouples and capture peak readings of transients.
\$249.*

Simpson

Meter

\$99.95

Model 260-7
 • 28 time-proven ranges • Direct dial reading of Amp-Clamp ranges • Only 2 batteries - one 9-volt and one 1.5 volt "D" cell
 • 260-7 complete with batteries, test leads and manual
 • 260-7M with mirror scale
 • 260-7RT in roll case
 • 260-7MRT with mirror scale, in roll top case



260-7

Available with reset pushbutton releases when overload exists

3 1/2 Digital Multimeter

Model 467
 • LCD analog bargraph to indicate nulls, peaks and trends. • Differential peak hold captures maximum (peak) and minimum values of complex waveforms. • 50 us/sec pulse detection • True RMS measuring capability.
\$229.95



NLS

Touch/Test 20 Multimeter



Portable Triggered Miniscopes



• Touch selection and control of functions, ranges and power.
 • Large (0.55" high) LED readout.
 • Automatic polarity and overload indication • In-circuit test capabilities.

Model TT-20

Model TT-20B With batteries and charger **\$369.95**

Model TT-20B With batteries and charger **\$396.95**

Model TT-21 With LCD readout **\$420.75**

Model TT-21B With LCD readout, batteries and charger **\$446.25**

Model MS-15 15 MHz **\$329.95**

Model MS-215 15 MHz, Dual Trace **\$419.95**

Model MS-230 30 MHz, Dual Trace **\$549.95**

FORDHAM

855 Conklin St., Farmingdale, N.Y. 11735

Master Charge Money Order
 VISA COD Check
 N.Y. State residents add appropriate sales tax.
 \$25.00 minimum order
 COD's extra (requires 25% deposit)

ADD FOR SHIPPING AND INSURANCE
 to \$250.00 \$ 4.50
 \$251.00 to 500.00 6.00
 501.00 to 750.00 8.50
 751.00 to 1000.00 12.00
 over 1000.00 12.50



PRICES ANYWHERE

ASK ABOUT OUR SPECIAL PURCHASE BONUS.

Not responsible for typographical errors.

GLOBAL SPECIALTIES CORP

**3 1/2 Digit
0.1% Digital
Capacitance Meter**



Model 3001 **\$233.75**
Universal Counter-Timer



Model 5001 **\$323.**
Frequency Counter

For the electronic measurement and display of frequency, period, interval and counted events. Unique full input signal conditioning.

Model 6001 **\$425.65**


• 5 Hertz to 650 MHz • 10 MHz crystal oven timebase input • Selectable 0.1, 1.0, 10 sec gate • Switchable low pass 50 KHz filter • True TTL compatibility at input

KEITHLEY

**Hand-Held Beeper
Digital Multimeter**

Model 128
• LCD display • 0.5% basic accuracy • 3 1/2 digit resolution • 'Beeper' operates on all ranges and functions.

\$139.
w/free case



**Hand-Held Digital 4 1/2 Digit
Multimeter**

Model 130 • 0.5% basic accuracy • 3 1/2 LCD display


\$124.
w/free case

Model 135 • 0.5% basic accuracy • 4 1/2 digit resolution provides wide dynamic range. • LCD display.

\$235.
w/free case

HITACHI
Hitachi Denso, Ltd.

**Dual Trace
Oscilloscopes**



Economically priced, general-purpose oscilloscopes. Square, 5 1/2" CRT with internal graticule (illuminated scale). High accuracy voltage axis and time axis set at ±3% (certified at 10°C and 35°C). High-sensitivity design, vertical sensitivity of 1 mV/div. available. 8-div. dynamic range ensures accurate measurement of wave-forms without distortion. TV sync-separator circuit.

20 MHz
Model V-202
\$590.

35 MHz
Model V-352
\$790.


100 MHz
Model V-1050
\$1590.

LEADER

**10 MHz
at 1 mV
5" Scopes**


Model LBO-513
Single Trace with probe
\$472.50

Model LBO-514
Dual Trace with probes **\$598.75**



20 MHz Oscilloscopes

• Add and subtract modes (with CH-2 invert), permits differential measurements (Model LBO-508A only). • Front panel X-Y operation ideal for phase-shift analysis, sweep alignment and vectorscope service (Model LBO-508A only). • 17.5 nanosec rise time for easy viewing of high speed pulses and wave forms.



Model LBO-507A
Single Trace with probe
\$536.25

Model LBO-508A
Dual Trace with probes
\$748.

LUXO

**Magnifier
Lamp**

Model LFM-1A

\$74.95

Offers large viewing area for fine details, component assembly and other close work. Has unique double tension control. In grey, black, white and tan. Three diopter, 13" focus standard on all models. (45" reach).



Magna-Lux Lamp

Model LUX-2A

\$29.95

Magnifier utility lamp. The 3 3/4" diameter lens supplemented by a 40-watt standard appliance bulb A-15 incandescent bulb. Sold in black only, has an arm reach of 39" and includes a factory installed 3-diopter lens. Same magnification as LFM-1A.



Weller

**Controlled
Output
Soldering
Station**

Model WTCP-N

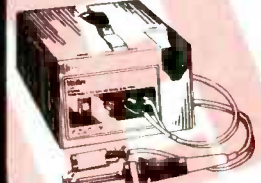
\$62.50



**Portable
Desoldering
Stations**

Model DS-600

\$325.



Weller
Xcelite

Attache Style Tool Cases

Model TC-150/ST

Contains 23 individual tools, 24 Series 99 interchangeable screwdriver/nutdriver blades and handles, 2 measuring tapes, soldering iron, recharger, solder

\$289.95



Model TC-100/ST


53 individual screwdrivers, nutdrivers, pliers and wrenches, 31 Series 99 interchangeable screwdriver/nutdriver blades and handles, and two screwdriver/nutdriver sets.

\$325.

Model TC-200/ST

Smaller version of the TC-100 case. 27 interchangeable Series 99 screwdrivers and nutdrivers, for use with the straight or tee handle, plus 10 assorted snips, pliers, wire cutters and wrenches.

\$179.95




**Service
Master
Tool Kit**

Model 99-SM

24-piece kit

\$54.95



VIZ DC Power Supply

Model WP-708

It's a dual DC Voltmeter

It's a triple DC Power Supply

\$361.25

• Three separate completely isolated DC power supplies: two 0-20V @ 0-2A, one fixed 5V @ 4A • Excellent line and load regulation • Fully adj. current limiting on the two variable supplies



TOLL FREE (800) 645-9518 in N.Y. State call **(516)752-0050**

EQUIPMENT REPORTS

continued from page 32

Computer Corporation's (26500 Corporate Ave., Hayward, CA 94545) new *Osborne 1* computer.

If the Osborne name sounds familiar, it is. The founder of the corporation is Adam Osborne, the author and publisher of many computer books and articles. With that system, he is staking a claim to the low end of the full-featured microcomputer market.

The *Osborne 1* is a turnkey system aimed at the business user or advanced hobbyist. It is also the first truly portable desktop com-

puter. Weighing just 23 pounds, the unit resembles a small, 20½ × 13 × 9-inch suitcase, complete with carry handle and latches, when closed up. It opens to reveal two 5¼-inch disk drives, a mini-CRT, and a keyboard.

What is even more impressive, however, is the software package that the purchaser gets with system at no extra cost. It includes a *CP/M* disk-operating system, along with a *CP/M* utility package; a *WordStar* word processing system, complete with *Mail-Merge*; a *SuperCalc* financial planning package, and the *CBASIC* and *MBA-SIC* programming languages. It has been estimated that the cost of that software, would run between \$800 and \$1,500, if it

were purchased separately. The software alone makes it an attractive package for the small business user.

That single-board computer is built around a Z80A microprocessor; the I/O ports interface directly with the board. Those include an RS-232C interface for connecting printers, modems, etc., and an IEEE-488 instrumentation bus. The keyboard connects to the main unit through a 10-inch long, detachable, ribbon cable. A connection is also provided for an external monitor (more on that later).

The 81-key keyboard is sloped, which would normally make it ideal for word-processing applications. There is one problem here, however. The "feel" of the keys is such that it would take extra effort for an experienced touch typist to use that keyboard. The keyboard also includes a 12-key keypad, with 10 user-programmable keys.

There are two other potential problems with the keyboard, or, more precisely, with its connecting cable. First, the ribbon cable is much more susceptible to wear than are other types. Second, the 10-inch length limits you somewhat in setting up the unit.

Starting up this unit is as quick as plugging in the three-pronged plug and flipping on the rear-mounted rocker switch. As for ease of operation, a series of screen prompts helps you out in loading the system and program software.

One major problem with the built-in video monitor is its size—it measures just 5 inches diagonally. For occasional field use, that monitor should be adequate. But if the unit is used on a continuous basis, a large monitor is almost mandatory. For those situations, a larger, 12-inch monitor is available as an accessory. The display system is memory mapped and offers full scrolling. That scrolling is especially useful for such things as word processing. The standard display size is 24 lines by 52 characters, but the width of the display can be adjusted.

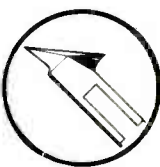
A potentially serious limitation of the system is that it appears that no provisions have been made for future expansion. If a user needs a third or fourth drive, or wants to add an eight-inch drive for greater mass storage, he is out of luck.

The unit also tends to run on the warm side. An internal thermal cutoff opens when the temperature exceeds 150 degrees, but, for a greater margin of safety, I would have preferred a cooling fan. The power supply shuts down under overload conditions.


But there is one factor, despite the limitations we've pointed out, that makes this unit an outstanding value—that is its price. How else can one obtain a powerful Z80A-based computer system with 64K of RAM, complete with keyboard, video monitor, two disk drives, and a comprehensive systems-and applications-program package—all at a suggested list price of \$1795.00? The *Osborne 1* is also recommended for those who need a truly portable computer for field work.

R-E


YOUR TOOLS FOR TOMORROW'S TECHNOLOGY



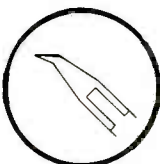
SLANT
EDGE CUTTERS



DIAGONAL
EDGE CUTTERS



CURVED
ROUND NOSE



ANGLE
CUTTERS

AVAILABLE AT YOUR DISTRIBUTOR

ATT **ADVANCED™**
TOOL
TECHNOLOGY inc.

18217 PARTHENIA ST • NORTHRIDGE, CA 91325
(213) 993-1202

CIRCLE 23 ON FREE INFORMATION CARD

FOR ONLY \$129.95 Learn Computing From The Ground Up

Build a Computer kit that grows with you, and can expand to 64k RAM, Microsoft BASIC, Text Editor/Assembler, Word Processor, Floppy Disks and more.

EXPLORER/85

Here's the low cost way to learn the fundamentals of computing, the all-important basics you'll need more and more as you advance in computer skills. For just \$129.95 you get the advanced-design Explorer/85 (from the millions who will buy and use the 8080/8085 this year alone). Four 8-bit input/output ports from which you can input and output your programs, as well as control exterior switches, relays, lights, etc. a cassette interface that lets you store and reload programs you've learned to write. *deluxe 2,000 byte operating system/monitor* makes it easy to learn computing in several important ways. It allows simpler, faster writing and entering of programs. It permits access by you to all parts of the system, you can check on the status of any point in the program. It allows tracing each program step by step, with provision for displaying all the contents of the CPU (registers, flags, etc.) and it does much more.

You get all this in the starting level (Level A) of the Explorer/85 for only \$129.95. Incredible! To use, just plug in your 8VDC power supply and terminal or keyboard/display — if you don't have them, see our special offers below.

- Level A computer kit (Terminal Version) . . . \$129.95 plus \$3 P&I *
- Level A kit (Hex Keypad/Display Version) . . . \$129.95 plus \$3 P&I *

LEVEL B — This "building block" converts the motherboard into a two-slot S100 bus (industry standard) computer. Now you can plug in any of the hundreds of S100 cards available.

- Level B kit . . . \$49.95 plus \$2 P&I *
- S100 bus connectors (two required) . . . \$4.85 each, postpaid.

LEVEL C — Add still more computing power, this "building block" mounts directly on the motherboard and expands the S100 bus to six slots.

- Level C kit . . . \$36.95 plus \$2 P&I *
- S100 bus connectors (five required) . . . \$4.85 each, postpaid.

LEVEL D — When you reach the point in learning that requires more memory, we offer two choices: either add 4k of memory directly on the motherboard, or add 16k to 64k of memory by means of a single S100 card, our famous "IAWS".

- Level D kit (CHECK ONE): 4k on-board . . . \$49.95 plus \$2 P&I *
- 16k S100 "IAWS" . . . \$148.95 plus \$2 P&I *
- 32k S100 "IAWS" . . . \$189.95 plus \$2 P&I *
- 48k S100 "IAWS" . . . \$249.95 plus \$2 P&I *
- 64k S100 "IAWS" . . . \$299.95 plus \$2 P&I *

LEVEL E — An important "building block" — it activates the 8k ROM/EPROM space on the motherboard. Now just plug in our 8k Microsoft BASIC or your own custom programs.

- Level E kit . . . \$5.95 plus \$04 P&I *
- Microsoft BASIC** — It's the language that allows you to talk English to your computer! It is available three ways: 8k cassette version (including 8k cassette). The assembler B and 12k of RAM minimum; we suggest a 16k S100 "IAWS" — see above. \$64.95, postpaid.
- 8k ROM version of Microsoft BASIC (requires Level B & Level E and 4k RAM); just plug into your Level E sockets. We suggest either the 4k Level D RAM expansion or a 16k S100 "IAWS". . . \$99.95 plus \$2 P&I *
- Disk version of Microsoft BASIC (requires Level B, 32k of RAM, floppy disk controller, 8" floppy disk drive) . . . \$225, postpaid.

TEXT EDITOR/ASSEMBLER — The editor/assembler is a software tool (a program) designed to simplify the task of writing programs. As your programs become longer and more complex, the assembler can save you many hours of programming time. This software includes an editor program that enters the programs you write, makes changes, and saves the programs on cassette. The assembler performs the clerical task of translating symbolic code into the computer-readable object code. The editor/assembler program is available either in cassette or a ROM version.

Editor/Assembler (Cassette version): requires Level B and 8k (min.) of RAM — we suggest 16k "IAWS" — see above. . . \$59.95 plus \$2 P&I *

Editor/Assembler (ROM version) supplied on an S100 card, requires Level B and 4k RAM (minimum); we suggest either Level D or 16k "IAWS". . . \$99.95 plus \$2 P&I *

FLOPPY DISK — A remarkable "building block" — Add our 8" floppy disk when you need faster operation, more convenient program storage, perhaps a business application, and access to the literally thousands of programs and program languages available today. You simply plug them into your Explorer/85 disk system; it accepts all IBM-formatted CP/M programs.

- 8" Floppy Disk Drive . . . \$499.95 plus \$12 P&I *
- Floppy Controller Card . . . \$199.95 plus \$2 P&I *
- Disk Drive Cabinet & Power Supply . . . \$69.95 plus \$3 P&I *
- Drive Cables (set up for two drives) . . . \$25.00 plus \$1 P&I *
- CP/M 2.2 Disk Operating System (includes Text Editor/Assembler, dynamic debugger, . . . and other features that give your Explorer/85 access to thousands of existing CP/M-based programs . . . \$150.00, postpaid.

NEED A POWER SUPPLY? Consider our AP-1. It can supply all the power you need for a fully expanded Explorer/85 (note: disk drive is not included in our supply). Plus the AP-1 fits neatly into the attractive Explorer steel cabinet (see below).

- AP-1 Power Supply kit (8V @ 5 amps) in deluxe steel cabinet . . . \$39.95 plus \$2 P&I *

NEED A TERMINAL? We offer you choices: the least expensive one is our Hex Keypad/Display kit that displays the information on a calculator-type screen. The other choice is our ASCII Keyboard/Computer Terminal kit that can be used with either



1. Plug in Netronics's Hex Keypad/Display
2. Add Level B to convert to S100
3. Add 4k RAM
4. Plug in Level E here to accept Microsoft BASIC or Editor/Assembler in ROM
5. Add two S100 boards
6. Add your own custom circuits (prototype units)
7. Connect terminal

a CRT monitor or a TV set (if you have an RF modulator).

- Hex Keypad/Display kit . . . \$69.95 plus \$2 P&I *

FASTERM-64 TERMINAL KIT — Featuring a 56 Key ASCII Keyboard, 128 characters set upper and lower case, 75 cpm output, 8 baud rates: 150 to 19,200 (auto selectable), RS232C or 20 MA output, 32 or 64 character by 16 line formats, complete with Deluxe Steel Cabinet and Power Supply . . . \$199.95 plus \$3 P&I *



- RF Modulator kit (allows you to use your TV set as a monitor) . . . \$4.95, postpaid.
- 12" Video Monitor (10MHz bandwidth) . . . \$139.95 plus \$5 P&I *
- Deluxe Steel Cabinet for the Explorer/85 . . . \$49.95 plus \$3 P&I *
- Fan for cabinet . . . \$15.00 plus \$1.50 P&I *

ORDER A SPECIAL-PRICE EXPLORER/85 PAK — THERE'S ONE FOR EVERY NEED.

Beginner Pak (Save \$26.00) — You get Level A (Terminal Version) with Monitor Source Listing (\$25 value) AP-1, 5-amp power supply, Intel 8085 Users Manual (Reg. \$199.95) SPECIAL \$169.95 plus \$4 P&I *

Experimenter Pak (Save \$53.40) — You get Level A (Hex Keypad/Display Version) with Hex Keypad/Display, Intel 8085 User Manual, Level A Hex Monitor Source Listing, and AP-1, 5-amp power supply. (Reg. \$279.95) SPECIAL \$219.95 plus \$6 P&I *

Special Microsoft BASIC Pak (Save \$103.00) — You get Levels A (Terminal Version), B, D (4k RAM), E, 8k Microsoft ROM, Intel 8085 User Manual, Level A Hex Monitor Source Listing, and AP-1, 5-amp power supply. (Reg. \$439.70) SPECIAL \$339.95 plus \$7 P&I *

Add a Rom-Version Text Editor/Assembler requires Levels B and D or S100 Memory) . . . \$49.95 plus \$2 P&I *

Starter 8" Disk System — Includes Level A, B floppy disk controller, one CDC 8" disk-drive, two-drive cable, two S100 connectors; just add your own power supplies, cabinets and hardware. . . (Reg. \$1065.00) SPECIAL \$999.95 plus \$13 P&I *

32k Starter System: \$1045.95 plus \$13 P&I *

48k Starter System: \$1095.95 plus \$13 P&I *

64k Starter System: \$1145.95 plus \$13 P&I *

Add to any of above Explorer steel cabinets, AP-1 five amp power supply, Level C with two S100 connectors, disk drive cabinet and power supply, two sub-D connectors for connecting your printer and terminal . . . (Reg. \$225.95) SPECIAL \$199.95 plus \$13 P&I *

Complete 48k System Wired & Tested . . . \$1650.00 plus \$26 P&I *

Special Complete Business Software Pak (Save \$625.00) — Includes CP/M 2.2 Microsoft BASIC, General Ledger, Accounts Receivable, Accounts Payable, Payroll Package. (Reg. \$1325) SPECIAL \$629.95, postpaid.

*P&I stands for "postage & insurance". For Canadian orders, double this amount.

TO ORDER Call Toll Free: 800-243-7428

To Order From Connecticut,
or For Technical Assistance,
Call (203) 354-9375

CP/M is a reg. trademark of Digital Research

★ (Clip and mail entire ad) ★

SEND ME THE ITEMS CHECKED ABOVE
Total Enclosed (Conn. Residents add sales tax) \$ _____
Paid by:

- Personal Check Cashier's Check/Money Order
- VISA MASTER CARD (Bank No. _____)

Acct. No. _____ Exp. Date _____

Signature _____

Print Name _____

Address _____

City _____

State _____ Zip _____

ANNOUNCING TWO NEW TERMINALS

Smart • Fast • Graphics • Matching Modem and \$295 Printer

Netronics announces a state of the art breakthrough in terminals, now at prices you can afford, you can go on-line with data-bank and computer phone-line services. It's all yours: "electronic newspapers," educational services, Dow-Jones stock reports, games, recipes, personal computing with any level language, program exchanges, electronic bulletin boards . . . and more every day!!!



Netronics offers two new terminals, both feature a full 56 key/128 character typewriter-style keyboard, baud rates to 19.2 kilobaud, a rugged steel cabinet and power supply. The simplest one, FASTERM-64, is a 16 line by 64 or 32 character per line unit, with a serial printer port for making hard copy of all incoming data, and optional provisions for block and special character graphics. The "smart" version, SMARTERM-80, features either 24 line by 80 characters per line or 16 by 40 characters per line. It offers on-screen editing with page-at-a-time printing, 12,000 pixel graphics, line graphics, absolute cursor addressing, underlining, reverse video, one-half intensity and much more . . . simply plug them into your computer or our phone modem and be on-line instantly. Use your TV set (RF modulator required) or our deluxe green-phosphor monitor pictured above. For hard copy just add our matched printer.

Price breakthrough!!! Own the FASTERM-64, a complete terminal kit, ready to plug in for just \$199.95 or order the SMARTERM-80 kit for just \$299.95, (both available wired and tested). Be on-line with the million-dollar computers and data services today . . . we even supply the necessary subscription forms.

More good news: All the components in our terminals are available separately (see coupon), so you buy only what you need!!!

FASTERM-64 . . . DISPLAY FORMAT: 64 or 32 characters/line by 16 lines . . . 96 displayable ASCII characters (upper & lower case) . . . 8 baud rates: 150, 300, 600, 1200, 2400, 4800, 9600, 19,200 (switch set) . . . LINE OUTPUT: RS232C or 20 ma current loop . . . VIDEO OUTPUT: 1V P/P (EA RS-170) . . . CURSOR MODES: home & clear screen, erase to end of line, erase cursor line, cursor up & down, auto carriage return/line feed at end of line & auto scrolling . . . REVERSE VIDEO . . . BLINKING CURSOR . . . PARITY: off, even or odd . . . STOP BITS: 1, 1.5, 2 . . . DATA BITS PER CHARACTER: 5, 6, 7 or 8 . . . CHARACTER OUTPUT: 5 by 7 dot matrix in a 1 by 12 cell . . . PRINTER OUTPUT: prints all incoming data . . . 1k ON BOARD RAM . . . ON BOARD ROM . . . EDITING FEATURES: insert/delete line, insert/delete character, for . . . OPTIONAL GRAPHICS MODE: includes 34 Greek & math characters plus 30 special graphics characters . . . ASCII ENCODED KEYBOARD: 56 key/128 characters.

SMARTERM-80 . . . DISPLAY FORMAT: 80 characters by 24 lines or 40 characters by 16 lines 1280 displayable ASCII characters (upper & lower case) . . . 8 baud rates: 110, 300, 600, 1200, 2400, 4800, 9600, 19,200 . . . LINE OUTPUT: RS232C or 20 ma current loop . . . VIDEO OUTPUT: 1V pp (EA RS-170) . . . EDITING FEATURES: insert/delete line, insert/delete character, for . . . LINE OR PAGE TRANSMIT . . . PAGE PRINT FUNCTION . . . CURSOR POSITIONING: up, down, right, left, plus absolute cursor positioning with read back . . . VISUAL ATTRIBUTES: underline, blink, reverse video, half intensity, & blank . . . GRAPHICS: 12,000 pixel resolution block plus line graphics . . . ON-SCREEN PARITY INDICATOR . . . PARITY: off, even or odd . . . STOP BITS: 1 to 2, all others 0 . . . CHAR. OUTPUT: 7 by 11 character in a 9 by 12 block . . . PRINTER OUTPUT: 60 OR 50 HZ VERTICAL REFRESH . . . BLINKING BLOCK CURSOR . . . CRYSTAL CONTROLLED 2k ON BOARD RAM . . . ASCII ENCODED KEYBOARD: 56 key/128 character . . . 4k ON BOARD ROM . . . COMPLETE WITH POWER SUPPLY.

TELEPHONE MODEM 103 O/A . . . FULL DUPLEX, FCC APPROVED . . . DATA RATE: 300 baud . . . INTERFACE: RS232C and TTY . . . CONTROLS: talk/data switch (no need to connect and disconnect phone), originate/answer switch on rear panel . . . NO POWER SUPPLY RE-QUIRED.

- ASCII KEYBOARD ASCII-3 . . . 56 KEY/128 CHARACTER ASCII ENCODED . . . UPPER & LOWER CASE . . . FULLY DEBOUNDED . . . 2 KEY ROLL-OVER . . . POS OR NEG LOGIC WITH POS STROBE
- REQUIRES + 5 & -12V DC (SUPPLIED FROM VIDEO BOARDS)
- PRINTER COMET 1 . . . SERIAL I/O TO 9600 BAUD . . . 80 CHARACTER COLUMN (132 COMPRESSED) . . . 10" TRACTOR FEED . . . UPPER/LOWER CASE . . . INDUSTRY STANDARD RIBBONS
- 4 CHARACTER SIZES . . . 9 BY 7 DOT MATRIX . . . BI-DIRECTIONAL PRINTING



Continental U.S.A. Credit Card Buyers Outside Connecticut
CALL TOLL FREE 800-243-7428

To Order From Connecticut Or For Tech. Assist. Call (203) 354-9375
NETRONICS R&D LTD. Dept.
333 Litchfield Road, New Milford, CT 06776

Please send the items checked below:

- COMPLETE FASTERM-64 TERMINAL (includes FASTVID-64 video board ASCII-3 keyboard, steel cabinet and power supply) . . . kit \$199.95 plus \$3 P&I . . . wired & tested \$249.95 plus \$3 P&I . . . graphics option: add \$19.95 to each of above
- COMPLETE SMARTERM-80 TERMINAL (includes SMARTVID-80 video board, ASCII-3 keyboard, steel cabinet and power supply) . . . kit \$299.95 plus \$3 P&I . . . wired and tested \$369.95 plus \$3 P&I
- FASTVID-64 VIDEO BOARD (requires + 5 & -12V DC) . . . kit \$99.95 plus \$3 P&I . . . graphics option add \$19.95 . . . wired & tested \$129.95 plus \$3 P&I . . . graphics option add \$19.95
- SMARTVID-80 VIDEO BOARD (requires + 5 & +/-12V DC) . . . kit \$199.95 plus \$3 P&I . . . wired & tested \$249.95 plus \$3 P&I
- DELUXE STEEL TERMINAL CABINET . . . \$199.95 plus \$3 P&I
- ASCII-3 KEYBOARD (requires + 5 & -12VDC) . . . kit \$69.95 plus \$3 P&I . . . wired and tested \$89.95 plus \$3 P&I
- POWER SUPPLY (powers ASCII-3 keyboard & video boards) . . . kit only \$19.95 plus \$2 P&I
- ZENITH VIDEO MONITOR (high resolution green phosphor) . . . wired & tested \$149.95 plus \$6 P&I
- TELEPHONE MODEM MODEL 103 O/A . . . wired & tested \$189.95 plus \$3 P&I
- DOT MATRIX PRINTER Comet 1 . . . wired & tested \$299.95 plus \$10 P&I
- RF MODULATOR MOD RF-1 . . . kit only \$8.95 plus \$1 P&I
- 3FT-25 LED MODEM/TERMINAL OR PRINTER/TERMINAL CONNECTOR CABLE . . . \$14.95 ea plus \$2 P&I

For Canadian orders, double the postage. Conn. res. add sales tax.

Total Enclosed \$ _____
 Personal Check Cashier's Check/Money Order
 VISA MasterCard (Bank No. _____)
Acct. No. _____ Exp. Date _____
Signature _____
Print Name _____
Address _____
City _____ State _____ Zip _____

NETRONICS Research & Development Ltd.
333 Litchfield Road, New Milford, CT 06776

COMMUNICATIONS CORNER

A new design for a high-selectivity audio filter

HERB FRIEDMAN, COMMUNICATIONS EDITOR

MY INTRODUCTION TO THE USE OF AUDIO filters in communications was through an old National receiver with a "Select-object," an audio-frequency device with very sharp tunable filters that allowed the user to boost or attenuate signals, or to attenuate annoying heterodyne-interference. That feature, though, never made much headway against crystal and mechanical filters.

Tunable filters did have some limited success as aftermarket devices, but the idea fell dormant for many years until the introduction of integrated circuits, which made it possible to manufacture a very effective peak/notch audio filter at a budget price—a particularly attractive package for low-cost receivers with no built-in filter.

Although the audio filters were often touted as "a new breakthrough in the state of the art," they were essentially just op-amp bandpass filters straight out of the textbook. One version worked just about as well as any other. At least, that's the way things appeared until recently, when I came across what can truly be described as a "new concept" ... though I'm certain that some reader will write in to tell me that he used the same idea 40 years ago.

Actually, the "concept" is that of using an active device, such as a transistor or integrated circuit, to simulate a variable re-

sistor in an amplifier's gain loop. I first ran across it in a spectrum analyzer add-on for the Radio Shack TRS-80 computer that used the impedance of an active circuit—an amplifier—in the feedback loop of an op-amp to control the op-amp's gain. That gain was determined by a DC bias applied to the active feedback-controller, rather than by fixed resistors. It was a cute and effective idea, and I wondered why I hadn't seen it before in consumer or service equipment.

As it turned out, other people must have had the idea at the same time, for that same week I was loaned a Bencher XZ-2 audio filter (from Bencher, Inc., 333 W. Lake St., Chicago, IL 60606) for communications receivers that uses essentially the same principle to deliver what is almost unbelievable performance. The unit is shown in Fig. 1.



FIG. 1

The design of the device starts off like that of many other audio filters intended for shortwave listening, in that it uses multiple bandpass (BP) filters in series to provide a very narrow audio bandpass. But, unlike most other units that have two filter stages, this one has four cascaded stages of bandpass filtering, with each stage's output tapped (by a selector switch) to provide filter bandwidths of 90 Hz, 115 Hz and 150 Hz for CW, and 2500 Hz for SSB. There is also an OUT position on the switch that bypasses the filters. The filter's output is fed to an LM380 audio amplifier IC that provides approximately 1 watt of output for headphones or a speaker. The input is taken from the speaker terminals or headphone jack.

What makes that audio filter different from the others? The way it's tuned. Normally, a 4-gang potentiometer would be required to tune the four cascaded filter-stages; the Bencher unit uses just a single pot to do the job, as we'll see shortly. It's very difficult to get each section of a 4-gang pot to track the others precisely. And, if they don't, the overall performance of the filter is reduced. For that reason, audio filters for communications receivers often use two high-Q dual-stage filter sections. When a very narrow bandpass is needed, it's usually attained by cascading the two filters, each with its own tuning control (potentiometer).

Those of you familiar with high-Q filters are also familiar with the "ringing" they cause. The Bencher device, though, has almost no ringing because its filters are relatively low-Q; it depends on very precise filter-tracking for its selectivity.

Figure 2 shows how it's done. The feedback-filter network for each bandpass filter is represented by the resistor and capacitor at each input and by the impedance represented by a sector of IC1, which is a quad switching-integrator IC. The tuning control, R1, determines the pulse width of a square wave fed to the switching integrator. The effective impedance of the integrator, and hence the tuned frequency of each filter, is determined by that pulse width. Since the four sections of the switching integrator are matched, they track precisely when the control-voltage pulse train is applied to the integrated circuit.

With the tracking optimized, it's no longer necessary to design for a high-Q in order to secure a sharp passband, so a low-Q filter-design can be used to reduce (or eliminate) ringing.

R-E

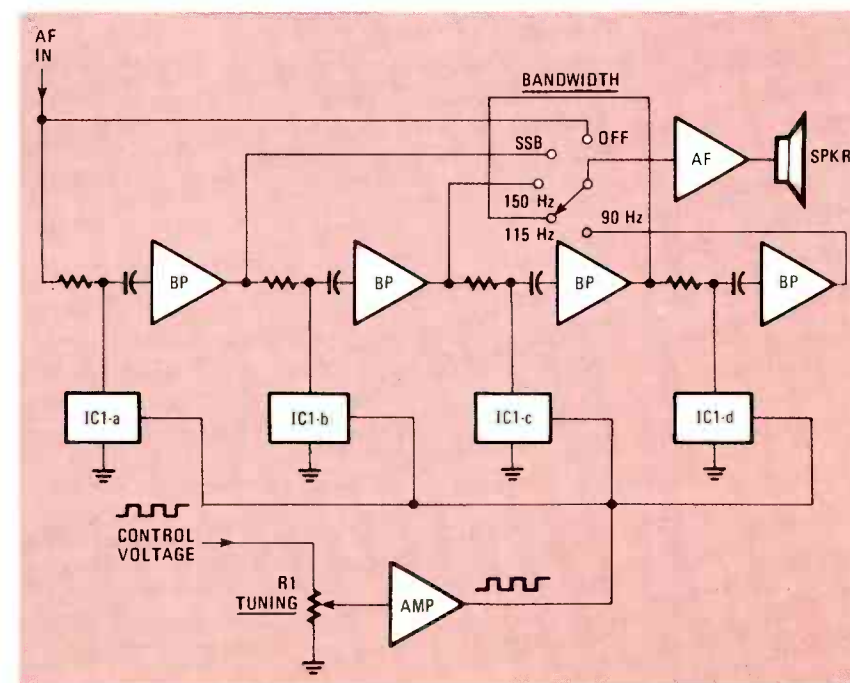


FIG. 2

NEW IDEAS

Meter adaptor

MOST WORKBENCH-TYPE VOM'S HAVE A sensitivity of 20,000- to 30,000-ohms-per-volt and a reasonably high input-resistance on the higher voltage ranges. On the lower voltage ranges, however, the meter itself often loads the circuit heavily, and good accuracy on those ranges is a problem. The simple project described here can greatly reduce that problem. It increases the meter's input impedance considerably, and can be used with meters having sensitivities as low as 1000-ohms-per-volt.

The heart of the unit is an LF13741 op-amp. That op-amp is a low-cost device (usually less than a dollar) that has a J-FET input circuit. When it is connected as a voltage follower, the gain of the op-amp is almost exactly one, but its input impedance at room temperature is nearly a million megohms and its output impedance is less than one ohm.

The complete circuit is shown in Fig. 1. When two 9-volt batteries are used for the power supply, input voltages to ± 8 volts can be applied; the input-voltage range can be increased up to ± 18 volts, the maximum rating of the op-amp, if four batteries (two batteries in series instead of one as shown) are used. Since the current drawn by the circuit is only about 2 milliamps, good battery life can be obtained using even standard-duty batteries.

As the offset voltage of the LF13741 is only about 5 millivolts, no offset trimmer is required; the offset terminals (pins 1 and 5) are left floating. Resistor R1 and switch S1 are optional. If they are included, you will be able to switch

from the op-amp's high-impedance input to a standard 10-megohm input simply by closing the switch; there is no need to disconnect the adapter from the meter. To keep things as simple as possible, the circuit has no input-over-voltage protection; be sure to keep the input voltage below the supply voltage of the op-amp.

The adapter can be built by using any technique. The prototype was built on perforated construction-board; the op-amp was mounted in an 8-pin DIP socket. If you can't get (or don't want to use) the LF13741 op-amp, a standard 741 can be used. In that case, the input impedance will typically be only 50 megohms, but that is still much better than the meter itself. The 741 can be substituted directly for the LF13741, provided that the 8-pin DIP version of the device is used. Other J-FET input or standard op-amps can be used, but some changes in the circuit may be needed.

One thing that I did, that you may find interesting, was to build the adaptor so that it could be mounted directly onto the meter. To do that, use plugs that match the input jacks on the meter as the adaptor's output terminals. Space them on the perforated board (or whatever else you used) so that they line up with the meter's input jacks. That will allow you to simply plug the adaptor into the meter, eliminating extra leads between the two for a much neater appearance. The test leads plug into the adaptor's input jacks.—H.E. Fellhauer

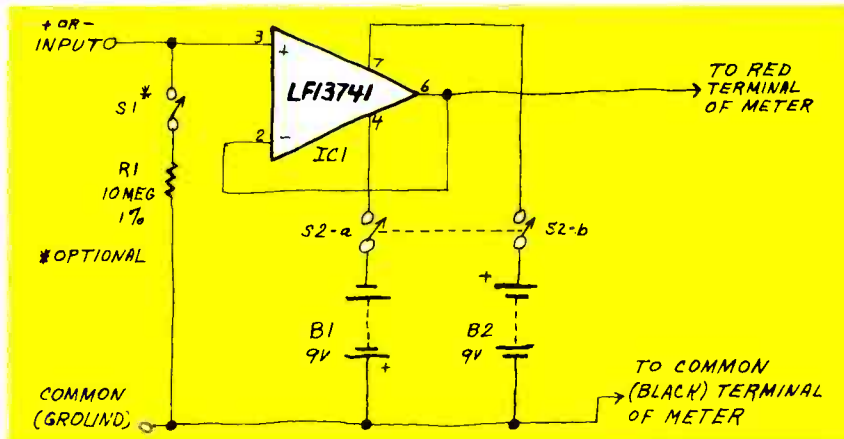



FIG. 1

NEW IDEAS

This column is devoted to new ideas, circuits, device applications, construction techniques, helpful hints, etc.

All published entries, upon publication, will earn \$25. In addition, Panavise will donate their model 333—The Rapid Assembly Circuit Board Holder, having a retail price of \$39.95. It features an eight-position rotating adjustment, indexing at 45-degree increments, and six positive lock positions in the vertical plane, giving you a full ten-inch height adjustment for comfortable working. (See photo below.)



I agree to the above terms, and grant **Radio-Electronics Magazine** the right to publish my idea and to subsequently republish my idea in collections or compilations of reprints of similar articles. I declare that the attached idea is my own original material and that its publication does not violate any other copyright. I also declare that this material had not been previously published.

Title of Idea _____

Signature _____

Print Name _____

Date _____

Street _____

City _____

State _____

Zip _____

Mail your idea along with this coupon to: **New Ideas Radio-Electronics**, 200 Park Ave. South, New York, NY 10003

New LM-4. The 40-Channel Logic Monitor you hold in your hand.

Now, there's a unique new way to speed and simplify your work with complex digital circuits. By simultaneously monitoring up to 40 points in a logic system with a compact, easy-to-use instrument that's faster than a scope and safer than a voltmeter. Our new multi-family LM-4. At \$199.00,* it's one of the best buys in logic today!

Simply slip its 40-pin IC test clip over your CMOS or TTL ROM, RAM, microprocessor or MSI/LSI chip and instantly see the logic state of each pin on a big, easy-to-read liquid crystal display.

But that's only the beginning. You can wire the LM-4 into a computer bus; fit it with two 16-pin test clips or sockets for comparing known good and questionable ICs; use it as a clip-on display for micros, minis and other computers during design, setup, testing, troubleshooting ... there's no limit to the ways LM-4 can save you time and money!

Measuring just 5.9 x 3.2 x 1.2", the pocket-sized LM-4 comes with a 24" 40-conductor ribbon cable terminated in a 40-pin IC test clip, plus instructions/applications manual and high-impact carrying case. (An optional Universal Cable Kit is also available for special interfacing requirements, priced at \$75.00*.)

So whatever the job—in design, production or service—simplify your testing with the power of 40-channel monitoring: Order your LM-4 today.



Call toll-free for details
1-800-243-6077
During business hours

**GLOBAL
SPECIALTIES
CORPORATION**

70 Fulton Terr., New Haven, CT 06509 (203) 624-3103, TWX 710-465-1227.
OTHER OFFICES: San Francisco (415) 648-0611, TWX 910-372-7992,
Europe: Phone Saffron-Walden 0799-21682, TLX 817477,
Canada: Len Finkler Ltd., Downsview, Ontario.

* U.S. Resale only; price, specifications subject to change without notice.
© Copyright 1981 Global Specialties Corporation.

CIRCLE 4 ON FREE INFORMATION CARD



BUILD THIS



SPEECH SYNTHESIZER

Build this five-IC speech synthesizer and let your fingers do the talking.

L. STEVEN CHEAIRS

WHETHER THEY'RE USED FOR INSTRUMENTATION or for practical applications, many electronic devices provide us with visual readouts. Those can range from simple indicator lights to complex LED or LCD arrays, up to and including alphanumeric displays.

Frequently, though, it would be useful to have the information without having to look at the device. There are already DMM's that provide an audible continuity-test function using a tone, but wouldn't it be convenient if the meter could tell you what voltage was being measured so you wouldn't have to take your eyes off your work? Or, how about your own talking clock—one that *really* "tells time?"

What's required for devices of that sort is speech synthesis. And while speech synthesizers have been with us for a while, it is only recently that they have been reduced to a couple of IC's and their cost come down to a reason-

able level. One such speech-synthesis system is the *Digitalker* from National Semiconductor.

About the circuit

The *Digitalker* system consists of three N-channel MOS integrated circuits. The main IC is referred to as the Speech-Processor Chip, or SPC; its pin-out is shown in Fig. 1. The other two IC's (see Fig. 2) are ROM's containing the speech data that is processed by the SPC to produce words or phrases. Add a power supply, clock network, filter, and an audio amplifier to the *Digitalker* IC's and you will have a system that produces high-quality speech. That synthesized (actually, reconstructed) speech has the natural inflection and emphasis of the original speech. Male, female, and children's voices can be reproduced easily. (Some other speech-synthesis systems have had difficulties in reproducing the higher frequencies

required for other than male voices.)

The *Digitalker's* ROM's store only those speech elements that the ear needs to hear. (The vocal tract also generates sounds that do not convey any intelligible information.) The techniques used by National to process a speech waveform are broken into two basic categories: digitization and compression.

Recordings of actual speech are sampled for digitization (turning analog values into binary numbers) at a rate at least twice that of the highest frequency in the waveform's pattern. If the highest frequency to be used were 3000 Hz, the sampling frequency would have to be at least 6000 Hz. That sampling frequency is called the Nyquist rate.

To minimize the storage space needed for the speech information, Dr. Forrest S. Møzer developed four compression schemes. The first removes all redundant (unnecessarily repeated) pitch

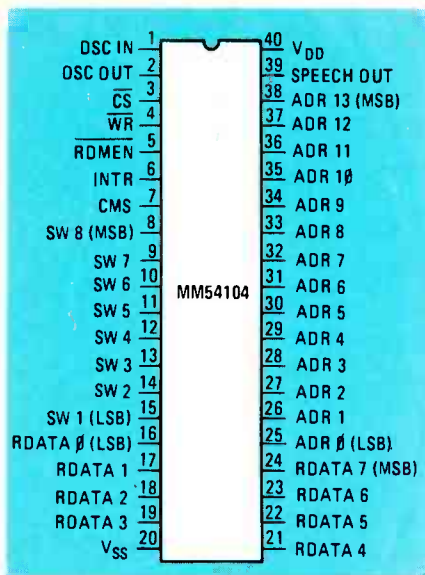


FIG. 1—THE HEART OF THE SPEECH synthesizer is National Semiconductor's MM54104.

periods and portions of certain other pitch periods. Redundant phonemes (individual sounds that, when strung together, make up speech) are also removed at this stage.

The second stage of compression, adaptive delta-modulation, involves storing the arithmetic differences of successive wave-amplitudes. By using that technique, rather than storing the amplitude values themselves, storage requirements are further minimized.

The third compression technique removes the direction component of the speech waveform. That is done by a process called phase-angle adjustment. The ear doesn't use that component, so its removal will not affect speech quality.

The last compression technique allows the amount of ROM required to store the speech data to be reduced by 50%. It does that by reducing the low-

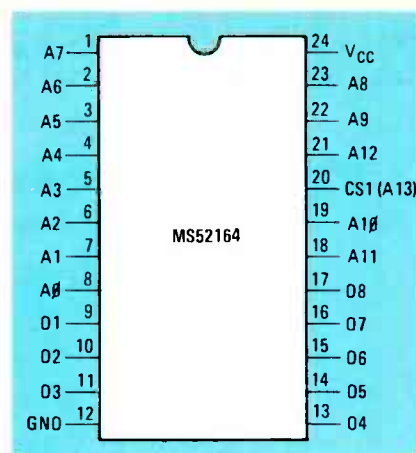


FIG. 2—THE MS2164 is a 8192 x 8 ROM used to contain speech data.

amplitude portion of a waveform to silence.

The result of using multiple compress-

TABLE 1

Word	8-bit binary address			8-bit binary address			8-bit binary address	
	S8	S1		S8	S1		S8	S1
THIS IS DIGITALKER	00000000	Q		00110000	IS		01100000	
ONE	00000001	R		00110001	IT		01100001	
TWO	00000010	S		00110010	KILO		01100010	
THREE	00000011	T		00110011	LEFT		01100011	
FOUR	00000100	U		00110100	LESS		01100100	
FIVE	00000101	V		00110101	LESSER		01100101	
SIX	00000110	W		00110110	LIMIT		01100110	
SEVEN	00000111	X		00110111	LOW		01100111	
EIGHT	00001000	Y		00111000	LOWER		01101000	
NINE	00001001	Z		00111001	MARK		01101001	
TEN	00001010	AGAIN		00111010	METER		01101010	
ELEVEN	00001011	AMPERE		00111011	MILE		01101011	
TWELVE	00001100	AND		00111100	MILLI		01101100	
THIRTEEN	00001101	AT		00111101	MINUS		01101101	
FOURTEEN	00001110	CANCEL		00111110	MINUTE		01101110	
FIFTEEN	00001111	CASE		00111111	NEAR		01101111	
SIXTEEN	00010000	CENT		01000000	NUMBER		01110000	
SEVENTEEN	00010001	400HERTZ TONE		01000001	OF		01110001	
EIGHTEEN	00010010	80HERTZ TONE		01000010	OFF		01110010	
NINETEEN	00010011	20MS SILENCE		01000011	ON		01110011	
TWENTY	00010100	40MS SILENCE		01000100	OUT		01110100	
THIRTY	00010101	80MS SILENCE		01000101	OVER		01110101	
FORTY	00010110	160MS SILENCE		01000110	PARENTHESIS		01110110	
FIFTY	00010111	320MS SILENCE		01000111	PERCENT		01110111	
SIXTY	00011000	CENTI		01001000	PLEASE		01111000	
SEVENTY	00011001	CHECK		01001001	PLUS		01111001	
EIGHTY	00011010	COMMA		01001010	POINT		01111010	
NINETY	00011011	CONTROL		01001011	POUND		01111011	
HUNDRED	00011100	DANGER		01001100	PULSES		01111100	
THOUSAND	00011101	DEGREE		01001101	RATE		01111101	
MILLION	00011110	DOLLAR		01001110	RE		01111110	
ZERO	00011111	DOWN		01001111	READY		01111111	
A	00100000	EQUAL		01010000	RIGHT		10000000	
B	00100001	ERROR		01010001	SS		10000001	
C	00100010	FEET		01010010	SECOND		10000010	
D	00100011	FLOW		01010011	SET		10000011	
E	00100100	FUEL		01010100	SPACE		10000100	
F	00100101	GALLON		01010101	SPEED		10000101	
G	00100110	GO		01010110	STAR		10000110	
H	00100111	GRAM		01010111	START		10000111	
I	00101000	GREAT		01011000	STOP		10001000	
J	00101001	GREATER		01011001	THAN		10001001	
K	00101010	HAVE		01011010	THE		10001010	
L	00101011	HIGH		01011011	TIME		10001011	
M	00101100	HIGHER		01011100	TRY		10001100	
N	00101101	HOUR		01011101	UP		10001101	
O	00101110	IN		01011110	VOLT		10001110	
P	00101111	INCHES		01011111	WEIGHT		10001111	

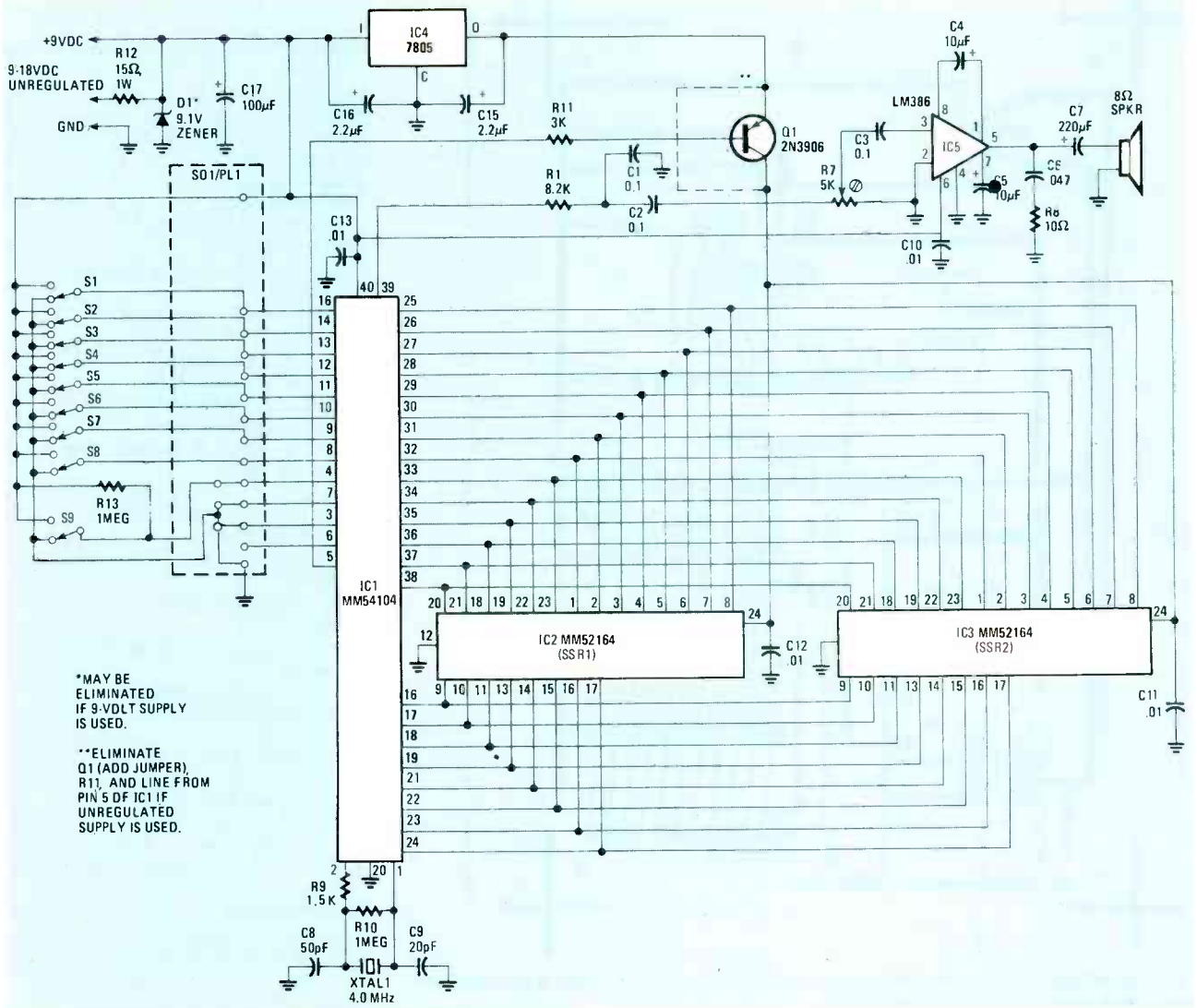


FIG. 3—SPEECH SYNTHESIZER can be operated from either a 9-volt battery or an unregulated DC-supply. See text for more details.

sion-techniques is a system capable of storing and reconstructing a word or phrase with high quality.

How it works

The complete speech-synthesizer circuit consists of the speech processor IC (SPC), plus the speech ROM's, power supply, filter, and audio amplifier. The speech data is mask-programmed into the ROM's by National Semiconductor, starting from an ordinary analog tape containing the words and phrases required.

The speech waveforms are time-domain compressed, eliminating a great deal of the number-crunching required by other techniques to reconstruct the digitized word. Because of that, the SPC can operate at lower clock-frequencies, and the speech-reconstruction circuit becomes simpler to build. Inside the SPC there is a programmable frequency-generator and a variable-gain D/A converter. Together, they produce the intonation and inflection

that make for realistic-sounding speech.

The ROM set specified in the Parts List is programmed with a vocabulary (see Table 1) consisting of 136 words, one complete phrase, two tones, and five different silence durations. The words are in a male voice and the phrase is in a female voice. Each word or phrase to be synthesized is assigned an 8-bit address. Address 81H (the "H" indicates that the number is hexadecimal) is the "ss" hissing sound; it is used after a word to make it plural. All addresses higher than 8FH are invalid and will result in garbled sounds.

The circuit, shown in Fig. 3, is quite simple to build. It can be powered either by a 9-volt transistor battery connected to the REGULATED DC input or from 9 to 18-volts DC applied to UNREGULATED input. Resistor R12 and Zener diode D1 are used to obtain 9-volts if an unregulated source is used; they may be omitted if a 9-volt battery is used. The 9-volts is used by the SPC and the audio amplifier.

Power for the ROM's (5-volts) is derived from the 9-volt supply by IC4, a 7805 5-volt regulator. That power can be switched on or off by the SPC's ROMEN line using resistor R11 and transistor Q1, a useful feature for extending battery life. If an unregulated supply derived from a transformer is used you can omit R11 and Q1 and add a jumper between the pads for what would have been Q1's collector and emitter.

A clock network—resistors R9 and R10, capacitors C8 and C9, and XTAL1—is used with active components inside the SPC IC form a 4-MHz clock. The remaining circuits are the filter and audio amplifier.

The filter is a simple passive R-C circuit whose component values are chosen for a 200-Hz rolloff frequency. The output of the filter is supplied to a voltage divider, which acts as a volume control. The signal is then amplified by IC5, which drives an 8-ohm speaker. (Use a fairly large speaker—small 2¼-

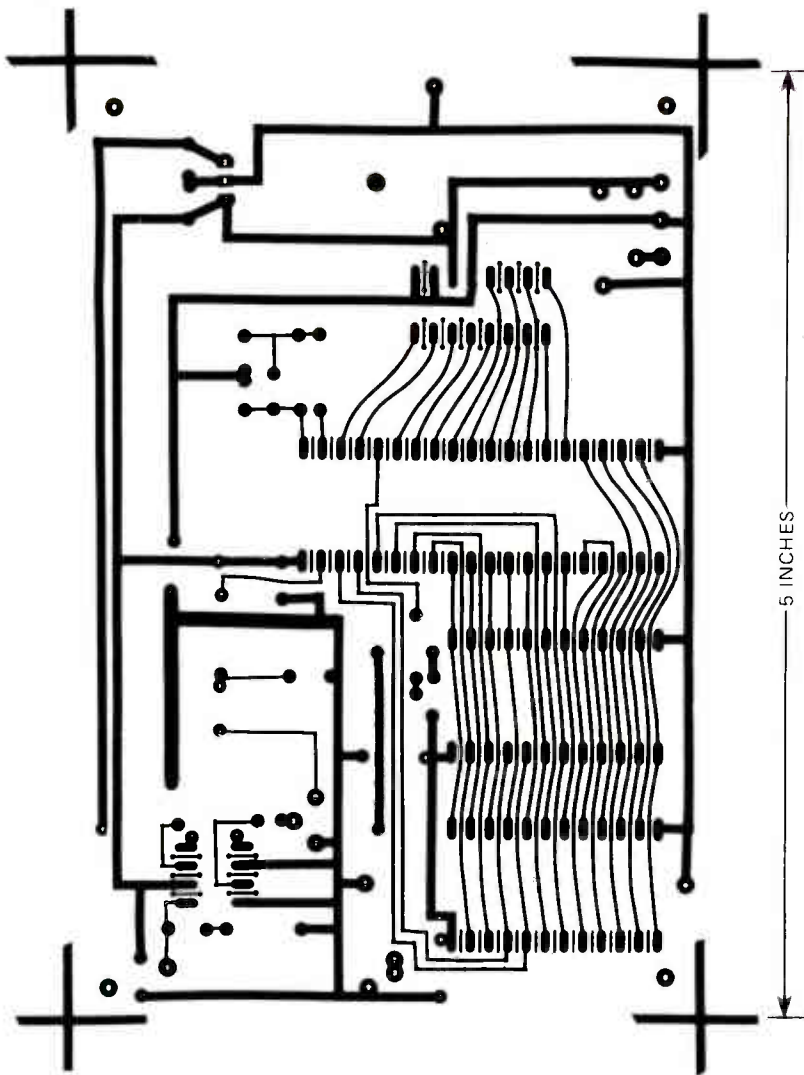


FIG. 4—SYNTHESIZER IS CONSTRUCTED on single-sided PC board. You may wish to eliminate feed-through traces between IC pins to prevent shorts.

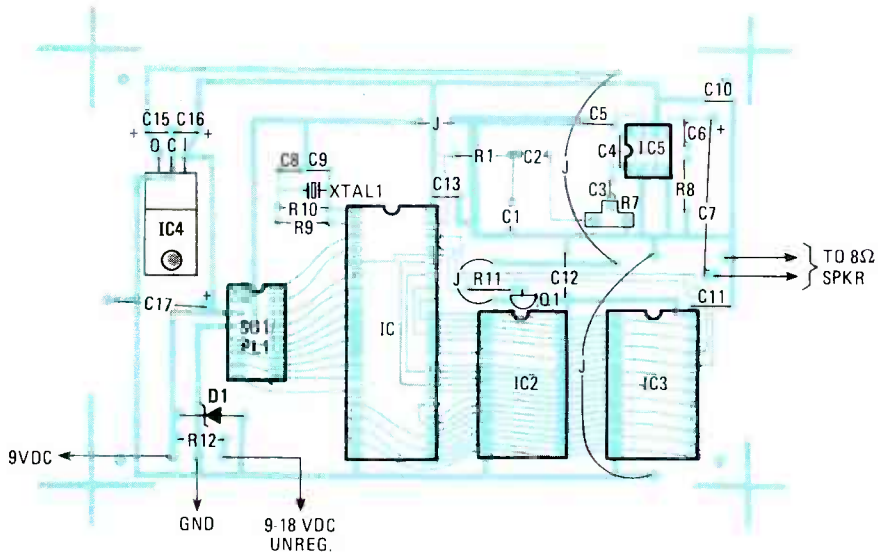


FIG. 5—PARTS-PLACEMENT DIAGRAM shows board with components for both 9-volt battery and unregulated-DC operation. Refer to text for information on which parts can be eliminated.

inch ones tend to distort the sound.)

Construction

A foil pattern for the circuit board is provided in Fig. 4. An already etched-

and-drilled board is also available; see the Parts List. Install the IC sockets, together with the jumpers required for your configuration, as shown in Fig. 5. Then install and solder the resistors,

PARTS LIST

All resistors 1/4 watt, 5% unless otherwise noted

- R1—8200 ohms
- R2-R6—not used
- R7—5000 ohms, PC-mount trimmer potentiometer
- R8—10 ohms
- R9—1500 ohms
- R10, R13—1 megohm
- R11—3000 ohms
- R12—15 ohms, 1 watt (see text)

Capacitors

- C1-C3—0.1 μ F, ceramic disc
- C4, C5—10 μ F, tantalum
- C6—0.047 μ F, ceramic disc
- C7—220 μ F, electrolytic
- C8—50 pF, ceramic disc
- C9—20 pF, ceramic disc
- C10-C13—0.01 μ F, ceramic disc
- C14—not used
- C15, C16—2.2 μ F, tantalum
- C17—100 μ F, electrolytic

Semiconductors

- IC1—MM54104 speech processor IC (National)
- IC2—MM52164 SSR1 speech ROM (National)
- IC3—MM52164 SSR2 speech ROM (National)
- IC4—7805 5-volt regulator
- IC5—LM386 audio amp
- Q1—2N3906
- D1—9.1-volt Zener
- XTAL1—4.0 MHz crystal
- SO1—16-pin DIP socket
- PL1—16-pin DIP header
- S1-S8—SPDT slide or toggle switch
- S9—SPDT momentary slide or toggle switch

Miscellaneous: PC board, switch-mounting board, 8-ohm speaker, IC sockets, 9-volt battery, or 9-18-volt DC power supply, etc.

The following are available from Quest-Star Electronics, 2820 Howard Dr., Las Vegas, NV 89107: IC1-IC3, \$105.00; PC board, \$12.95; kit of all parts, \$149.95. Add \$1.75 for shipping and handling; NV residents please add tax. Allow 6-8 weeks for delivery. For information on other speech-ROM sets, send an SASE to Quest-Star Electronics.

capacitors, and crystal. Finally, install the diode, transistor, and IC4. You are now ready to test the synthesizer.

Before inserting the rest of the IC's in their sockets, apply power to the board. The sockets for IC1 and IC5 should have 9-volts at their V_{CC} pins (pins 40 and 6, respectively). Pin 3 of IC4—its output—should read 5 volts. If you used Q1, pin 24 (V_{CC}) of IC2 and IC3 will be at ground potential. If you ground pin 5 of the SPC (IC1) socket, 5-volts should appear on pin 24 of the two IC's. If everything checks out, disconnect power and discharge the filter capacitors.

Connect the speaker and install all the IC's in their sockets. Connect the switches as shown in the schematic

continued on page 110

ANNOUNCING RADIO-ELECTRONICS VIDEO GAME CONCERT CONTEST!

Test your skills! Meet our challenge! Compose your own electronic musical score from the sounds of your favorite TV game...and win these Kenwood state-of-the-art components—and more—valued at over \$10,000 retail!

That's right! By skillfully orchestrating your own home video game sounds into a symphonic arrangement, short but sweet, and imaginatively editing them on a standard cassette tape... you can enter RADIO-ELECTRONICS Video Game Concert Contest! All entries will be judged by a panel of industry experts for originality and creativity...and the following prizes, among others, will be awarded:

- 4 Kenwood KV-901 14-day programmable VCR's (list price: \$1,200 each)
- 4 Kenwood KYA-502 Audio/Video Amplifiers (list price: \$400 each)
- 1 Kenwood KR-1000 Stereo Computer Receiver (list price: \$1,250)
- 1 pair of Kenwood LS-1000 Speakers (list price: \$500)
- 1 Kenwood DC-20 integrated stereo system (list price: \$900)
- 4 sets of ten TDK video cassettes (list price: \$350 per set)
- Plus...even more valuable prizes yet to be announced!



SEE THE JULY ISSUE OF RADIO-ELECTRONICS FOR FULL DETAILS INCLUDING ENTRY RULES AND REGULATIONS, AND OFFICIAL ENTRY FORM.

Official Videogame Concert Contest Entry Form

(This form must accompany your entry)
(You must use an original entry form. No copies or facsimiles are acceptable.)

OFFICIAL RULES

This contest is designed to test your skills. By orchestrating your own home videogame or personal-computer-game sounds into a symphonic arrangement, short but sweet, and imaginatively editing them on a standard cassette tape you can enter the Radio-Electronics Videogame Concert Contest and take a shot at winning some of the prizes described on the other side of this page.

1. Composition must not be less than 2 minutes in length and must not exceed 5 minutes. (Total playing time.)
 2. Entry must be recorded on a standard cassette tape. It will be played back on a standard deck; no noise reduction (such as Dolby) will be used.
 3. Each entry must be accompanied by a complete, signed, official entry form. Entries that do not have official forms attached or have forms that are not completed or signed, will be disqualified. Entry forms can be found in every copy of the July 1982 and August 1982 issues of Radio-Electronics. No copies or facsimiles will be accepted. In the event that you cannot locate an issue locally, these issues are available directly from Radio-Electronics. The cost is \$1.25 plus \$1.00 for first class postage. Payment must include your order, and must be payable in US funds.
 4. All entries must be postmarked no later than August 30, 1982 and must be received no later than September 15, 1982.
 5. Only one entry per individual in each category. An individual can enter all four categories (once in each category). You cannot enter the same category more than once.
 6. All entries must be original compositions of the entrant.
 7. All entries become the property of Radio-Electronics. By submitting an entry and in return for Radio-Electronics considering your entry, the entrant transfers all copyright rights to the submitted materials to Radio-Electronics.
 8. No entries can be acknowledged or returned.
 9. The decision of the judges is final.
 10. Winners will be announced in the December 1982 issue of Radio-Electronics. If you wish to receive a list of the winners send a stamped self-addressed envelope to: Videogame Contest Winners, Radio-Electronics, 200 Park Ave. South, New York, NY 10003.
- Void where prohibited by law.

Mail to:

Radio-Electronics®
Videogame Concert Contest
200 Park Ave. South
New York, NY 10003

Name _____

Address _____

City _____ State _____ ZIP _____

Category of entry:

- Atari Mattel (Intellivision)
 Magnovox (Odyssey)
 Other Videogame incl. personal computer (Type) _____

Listing of game cartridges or computer software used to form this composition. Cartridges are listed in the same order—and each time—that their sounds appear in this entry. I have listed the name of the cartridge or computer software and the name of the manufacturer. (You may continued this list on a separate sheet if it's too long to fit here.)

I have submitted this entry to the Radio-Electronics Videogame Concert Contest and will abide by the decision of the judges. I understand that in return for R-E considering my entry that I hereby transfer all copyright rights of the material submitted to Radio-Electronics and certify that all materials are original developments of mine.

Signature _____ Date _____

Age _____

If you are a minor, one of your parents or legal guardian must also sign this form.

Make a move that makes you a winner!



**Radio-
Electronics**

VIDEOGAMES

**VIDEO
GAMES**


Mattel Intellivision

Astrocade

Magnavox Odyssey

Atari

Handheld/Tabletop Games





Videogame History

Videogames today are going strong, but their road to popularity has had its ups and downs. This is what it was like in the beginning.

JERRY and ERIC EIMBINDER

IN THE EARLY 1950'S A SMALL MANUFACTURER OF MILITARY systems gave one of its young engineers an unusual assignment. Since it was seeking to penetrate the consumer-electronics marketplace, the company asked the engineer to design the world's best television receiver.

A paramount requirement for the engineer was to include features that were so advanced and desirable that the public would gladly pay whatever premium prices might be asked.

The engineer went to work and, about a year later, completed an initial design on paper. Next came a company review and, ultimately, the decision that the price being projected for the TV receiver was well above what the public would accept. The project was abandoned.

Many years passed. By 1966, the engineer had moved to Manchester, New Hampshire, and had advanced to the position of division manager for the equipment design division of Sanders Associates. His name was Ralph Baer.

Supervising a staff of nearly 500 engineers and technicians, Baer was now in a position to authorize work involving many different electronics disciplines. But as Baer studied possible developmental projects, he recalled one of the features he had suggested, more than ten years earlier, for the never-completed world's best TV receiver. It was the use of the TV screen as a playing field on which two opposing players would match their skills.

Baer discovered that there wasn't a single TV raster-scan-related project being conducted at Sanders Associates and only a few engineers with knowledge of TV. "I decided to build my own breadboard and check out my ideas for generating player spots and moving them around a broadcast-TV receiver screen under manual control," remembers Baer. Working after hours, he built a couple of symbol generators and soon had two spots chasing each other around the screen of a black-and-white TV set. "I had a very strong feeling that I was holding a tiger by the tail," Baer relates.

Next, Baer met with Herbert Campman, Director of Research and Development at Sanders Associates, and Louis Etlinger, Corporate Director of Patents, and work on the project was officially sanctioned. Two engineers, Bill Harrison and Bill Rusch, received the assignment to bring into existence the world's first TV game.

The first paddle game

By the following year, remarkable progress had been made. Baer, Harrison, and Rusch built a multiple-player hockey game in which the puck moved at a velocity proportional to how hard it was hit; it also moved at the same angle at which it was hit. A player

could skate with the puck, hand it off to a teammate, or shoot. The puck bounced off all four walls and an adjustment changed the condition of the ice from fast to sloppy (to give beginners a better chance).

Selling the concept to a licensee turned out to be much harder than developing the game. Demonstrations to potential customers began in mid-1967 and continued through 1969. A number of discussions took place with RCA but a deal that might have changed videogame history fell through at the last minute.

However, an ex-RCA executive, employed by Magnavox, told Magnavox officials about the incredible game he had seen demonstrated and a dialog between Baer and Magnavox began. Magnavox assembled a number of units, by hand, and after a successful market-test program in 1971, obtained exclusive license rights to the Sanders' patents, including rights to sublicense the patents to others.

Magnavox moved quickly. The first model of *Odyssey* was announced in May, 1972, and the production line was running by summer. In spite of confusing advertising that created the impression that the *Odyssey* game could only be played on Magnavox TV sets, nearly 100,000 *Odyssey* games were sold during the Fall/Winter 1972 season. Until Atari entered the marketplace in 1975, *Odyssey* was the only video game that could be played on home TV-sets.

Pong arrives on the scene

Atari could have reached the home-entertainment market sooner. It had opted, instead, to pursue the coin-operated electronic-game marketplace when the company was founded in 1972. Atari finally entered the home marketplace in 1975, only after reaching an agreement with Sears and Roebuck to distribute a consumer version of *Pong*, its first arcade product.

Nolan Bushnell, Atari's founder, had worked as an attendant in a penny arcade while going to college and his attention centered on developing electronically controlled arcade games.

Bushnell envisioned *Pong* as an arcade alternative to the pinball machine. After developing and building the first model, he demonstrated it to a major manufacturer of pinball machines located in Chicago. The company wasn't interested.

Bushnell brought the unit back to Sunnyvale, CA, and persuaded the owner of Andy Capp's, a neighborhood tavern, to give *Pong* a short trial. Two days later, Bushnell received a phone message to service the machine. Thinking that something was wrong with the transistor-transistor logic, he rushed over with his repair kit. Instead, he found that the machine wasn't working because its coin

VIDEO GAMES

box was jammed to capacity.

Although Atari became only the second company to enter the home-videogame market when it introduced the consumer version of *Pong* in mid-1975, a short 12 months later, the videogame fever had reached frenzied proportions; the number of companies making TV games ballooned to 70. The competition for the 1976 holiday-season videogame business promised to be awesome. Atari needed capital, and ownership passed to Warner Communications in a \$28 million deal. The change in ownership helped Atari survive the hard times that were about to hit the videogame industry.

A sensible question that one might ask is, "How could the number of videogame manufacturers swell from two to 70 in one year?" There is a logical answer.

The first videogame IC

In early 1976, General Instrument introduced a product that made it possible for anyone with a knowledge of simple assembly-line work to get into the videogame business; a background in electronics was totally irrelevant.

The product, an integrated circuit designated the AY3-8500, contained virtually all the circuitry needed for a videogame in a single IC. The IC provided six different games: tennis, soccer, squash, practice (one-player handball), and two rifle-shooting games.

The IC provided automatic scoring and character generation for displaying the scores of two players from zero to 15 on the screen. Bat sizes were selectable externally, using switches. Angles (steep or shallow) and the speed of the ball were also selectable externally. Ball service after a score was manual or automatic as desired by the



TANK II, one of the first non-programmable videogames from Atari. Note that the hand controllers closely resemble those used in the VCS.



AN EARLY PROGRAMMABLE VIDEOGAME, the Fairchild *Chamel F* has recently been re-introduced by Zircon International, Inc.

players.

Not only was the IC easy to use, but if the customer wasn't up in electronics knowhow, General Instrument would also supply all the necessary design information. Customers were given the external circuitry needed to use the IC and told which oscillators, speaker drivers, and modulators to use.

Development of the IC had been initiated at General Instruments Glenrothes, the Scotland plant, in 1975 at the request of Salora OY in Finland for use in a TV set. Interest spread and additional orders were received from Telefunken GmbH and Loewa-Opta GmbH in West Germany, and Vangard S.A. in Spain.

"The circuit was not the result of brilliant market forecasting or product planning," recalls a former General Instrument executive. "It was one of more than a dozen projects involving custom LSI's that were underway at that time."

The IC was designed for use in the 625-line, 50 frames-per-second PAL TV system used in Europe. After the European engineering group reached the breadboarding stage, General Instrument decided to mount a parallel effort in Hicksville, NY, to develop a 525-line, 60 frames-per-second NTSC-system version for the U.S. market.

Fifteen engineers were put on the project, and when the design was complete, a p-channel wafer-production facility that had been used to fabricate metal-oxide-semiconductor (MOS) calculator wafers was converted to produce the faster n-channel MOS chips called for by the design. The cost of the IC was \$5 to \$6 depending on the quantity being ordered.

Delivery of samples of the IC began in February, 1976, and by summer, more than a million IC's had been shipped. The seven-



THREE GENERATIONS of the Magnavox *Odyssey*. Lack of programmability was a major drawback of those units—the first that could be played on a home TV set. The eventual introduction of the programmable videogames—such as the *Odyssey*²—solved that problem.

millionth one was shipped in January, 1977, and later, that year, factory production increased to between 1 and 1.2 million game IC's per month.

The race was on

As the first General Instrument game IC's reached the game manufacturers, National Semiconductor and Fairchild Semicon-

ductor were racing to develop products for the 1976 holiday season. Both, however, had decided to market complete game systems not just IC's.

Despite their haste to move from development to production, both companies realized that game systems could quickly become obsolete if a competitor developed a superior IC. They decided to meet that potential threat in different ways.

National came up with a concept that could be construed as a compromise between a dedicated (fixed) and a programmable design. To change a set of games in the National game, called *Adversary*, all that was required was the substitution of one master IC for another.

Adversary was introduced in the fall of 1976; it offered three games—hockey, tennis, and handball, in full color. More than 200,000 *Adversary* games had been sold by the end of the year and, in late 1976, National pushed ahead with the development of a direct-replacement IC, scheduled for availability in 1977. The new IC would offer the same three games plus soccer, pinball, and wipeout. (In wipeout, 256 target dots would appear on the screen; points were scored by hitting each target with a ball. As the ball hit the target dot, it would disappear from the screen: hence the name "wipeout.")

National's plan was to switch to the use of the new IC as soon as it was ready. Purchasers of games with the original IC would be able to upgrade their systems by substituting the new IC, either by buying the new IC and installing it themselves, or by returning their present unit to National Semiconductor for modification at a nominal fee.

The first programmable TV game

Fairchild was the first manufacturer of a truly programmable home-TV game system. Its *Video Entertainment System*, available in limited quantities in August, 1976, was designed to accept interchangeable cartridges. Each cartridge contains a semiconductor memory, programmed to reproduce specific games on a television screen in full color. The system contained two resident games—hockey and tennis.

The heart of the system is a Fairchild F8 microprocessor and four random-access semiconductor memories. The unit uses eight-position hand controls. The controllers can be pushed forward, pulled back, pulled left or right, twisted left or right, and pulled up or pushed down. For many games, the score and elapsed playing time are continuously displayed at the bottom of the screen.

When Fairchild introduced the system, it also announced plans to bring out a new cartridge every month—a very ambitious undertaking. Unexpected delays in getting approval for the system from the Federal Communications Commission soon wrecked the entire timetable. Only a small supply of systems and three different cartridges were available for the Christmas 1976 season. The cartridges included a four-game combination of Tic-Tac-Toe (player pits his X's against computer's O's), Shooting Gallery (rifle vs. flying ducks), Doodle (drawing diagrams on the screen), and space Quadra-Doodle (computer creates color kaleidoscope). Also offered were a two-game cartridge containing Desert Fox (mine and tank warfare) and Shooting Gallery (angle of shot varies after hit) and a cartridge with two variations of Blackjack. (In one, Las Vegas rules were followed; in the other, two players opposed the house.)

Despite the delays, Fairchild remained optimistic as it announced the availability of three more cartridges in January, 1977. Those were Spitfire (a dogfight on the screen), Space War (a flying saucer duel using lasers), and Math Quiz (math basics for youngsters). Eventually, Fairchild dropped out of the videogame business, but not before it had sold many of its game systems. Recently, a company called Zircon International (475 Vandell Way, Campbell, CA 95008) started selling the original Fairchild videogame, and many of the original game cartridges. Zircon is also selling several new cartridges of its own.

RCA had revealed in September, 1976, that it also had a programmable game system in development, and, in March, 1977, it demonstrated the unit. The RCA system used its 1802 microprocessor and used a keyboard to control action. The system came

VIDEO GAMES



LACK OF A COLOR DISPLAY was among the factors that led to the early failure of the *Studio II* videogame from RCA.

with five built-in game programs; additional programs were available in plug-in semiconductor-memory cartridges.

The RCA system was the first TV game unit to offer bowling. The alley was presented on the screen with the foul line running along the bottom from left to right. The ball was released when it was in the desired position by touching a key on the keyboard. Other keys provided "curve-up," "curve-down," or "no-curve" as desired by the player. The pins didn't ricochet off each other; instead, if they were in the path of the ball, they merely disappeared. The console also provided a version of Etch-a-Sketch, controlled by pushing appropriate keys to change the direction of the traveling etch on the screen.

The RCA system had one glaring drawback that many felt doomed it to failure; unlike the competitive game systems available that displayed color on the TV screen, it was a black-and-white only game.

Both Fairchild and RCA had missed the 1976 Christmas season. But other manufacturers, many using the General Instrument AY3-8500 IC, had sold every game system they could produce. TV game sales for 1976 were estimated at \$187,000,000; the number of actual units sold was about 3,390,000.

The figures could have been higher. The demands for the GI IC's far exceeded the supply. Many areas of the country ran out of videogames long before Christmas.

The momentum continued in January, 1977, buoyed by the announcement of the impending availability of six new game IC's coming from General Instrument. A list of the new games appears in Table 1.

The prospects for 1977 looked exciting. Coleco (GI's first major customer for the AY3-8500), Magnavox, and many others began

expanding production facilities for the anticipated doubling of the videogame business during the coming year. Magnavox revealed

TABLE 1—GI's SECOND GENERATION IC's

IC1	IC2
Blackjack Draw Poker Acey/Deucey War	Combat Squares Racing Squares Shooting Squares Juggling Games
IC3	IC4
Volleyball Projection Hazard	Barricade Collision Avoidance
IC5	IC6
Road Race	Submarine

that it would market a 24-game master system, based on several of the new GI IC's, for under \$100 in September, and National Semiconductor announced that its new version of *Adversary* might be ready as early as June.

But neither system reached the marketplace. Suddenly, the demand for videogames disappeared. Were videogames only saleable on Father's Day and at Christmas? Was the market only temporarily saturated? Most videogame manufacturers ran out of money before they found out. Others pulled out of the business to turn their attention to other, more profitable, ventures.



MICROPROCESSOR-BASED TABLETOP GAMES, such as Parker Brothers' *Code Name: Sector*, gave the early programmables some stiff competition.



BRINGING HOME the thrill of an arcade, *Video Finball* was one of the first home videogame versions of that popular game.

Boom or bust

As it turned out, the effect of the shortage of game systems and cartridges during the peak portion of the 1976 holiday season was far worse than the industry anticipated. Toy department personnel had been forced to switch customers to other products when the shortage set in. Customers who had purchased systems and then couldn't buy cartridges weren't easy to placate either.

As systems and cartridges became available in 1977, retailers, even more than customers, were psychologically switched off. The TV game industry failed to realize that both groups would have to be resold. Many videogame departments at stores had been shut down and the space had been restocked with other merchandise. Many

THE SCREEN BURN SCARE

AT THE CONCLUSION OF THE CHRISTMAS, 1976, SELLING SEASON, A CANADIAN department-store chain, the T. Eaton Company, announced that two of its floor-demonstration TV sets had permanent ion-imprint burns. The two sets, both black-and-white models, had been operated 12 hours a day for five weeks. The story received major attention in the press and from the broadcast media. Although it was difficult to assess the effect on videogame sales at the time, many industry executives felt that game owners had reduced the amount of time they used their games.

A probe into ion-burn damage from prolonged operation was launched by the Federal Trade Commission and, as a result, many stores—including the Eaton Company, and some TV manufacturers—issued warnings to customers against operation at full brightness or full contrast over extended time periods. Today, fortunately, that problem no longer exists.

major retailers objected to reordering the same cartridges (and, in some case, through ignorance, the same system) they had carried the previous season. Some retail outlets were influenced by reports of a new generation of TV games in development and decided to wait for their introduction.

As the months went by, even consumers who wanted to buy videogames had a difficult time obtaining them. "First, no one could buy them; then no one could sell them. Finally, no one could find them," recalls a retailer.

It was at that time that handheld games exploded onto the scene. During 1976, the industry's first three handheld electronic games had been introduced (Texas Instruments' *Little Professor*, controlled by TI's TMS1000 four-bit microprocessor, and two Mattel games—*Football* and *Auto Race*, also controlled by a four-bit microprocessor, Rockwell's PPS-4).

It seemed as if microprocessor-based handheld and tabletop games were being shot onto game-store shelves in 1977. Instant success was achieved by many of those products, including *Code Name: Sector* by Parker Brothers, and *Comp IV* and *Electronic Battleship*, both products of Milton Bradley.

In the videogame industry, momentum had temporarily been replaced by inertia. It would be a while before the videogame staged a comeback and recaptured the public's fancy.

R-E

VIDEO GAMES



Magnavox Odyssey

*The original home videogame is still with us—
but in a much more elaborate version than the original*

DANNY GOODMAN

IF, AS THE DEFINITION GOES, AN ODYSSEY IS "A LONG WANDERING, beset by radical changes in fortune," then the videogame name "Odyssey" has been on such a journey for quite a while, with its fortune now changing from good to even better.

Those of us who can remember way back to the dawn of the home-videogame age—a whole ten years ago—may remember the first Magnavox *Odyssey*, a battery-operated device that hooked up to a home TV-set. It offered a choice of 12 different videogames—all variations on a paddle-ball theme.

The display was black-and-white, and got a little help from playfield overlays taped to the TV screen. The graphics consisted of three little white squares on a black background: one square for each hand controller, with the third acting as a ball or cursor, depending on the game. That first-ever home videogame unknowingly foretold the future: The console was programmed (but they didn't call it that, then) by different plug-in cards to provide game variety.

In spite of what the news reports called a "steep price" of \$99.95, the first version of *Odyssey* sold well at first. But, as had happened with the pocket calculator not long before, the videogame became more highly integrated: that is, more functions and even sets of complete games were designed into fewer integrated circuits. The "programmable" concept faded temporarily while "dedicated chip" games like the *Odyssey models 300, 400*, etc. were designed to play only the selection of games programmed into their IC's at the factory.

But by the mid- to late-seventies, consumer interest in dedicated-chip games diminished as product obsolescence and price decreases

became almost monthly events. Perhaps more important, the games were easily mastered and thus failed to hold their owners' attention for long. As Mike Staup, Director of Business Planning at Odyssey, recalls, "People opened them up on Christmas Day and played with them maybe until New Year's Day, put them in a closet, and never got them out again." The Odyssey name (and more than a dozen others) faded to black...only to resurface later.

In 1978, Magnavox introduced a totally new videogame system, *Odyssey 2*. The "2" indicated a step up from the early dedicated-chip games to the world of programmable videogames already on the market from Fairchild (the ill-fated, but recently resurrected, 2Channel F system), Atari (the still-popular *Video Computer System*), and others. Although *Odyssey 2* was not an overnight success—indeed, all of today's popular videogame systems struggled at first—it has now taken off as a result of the incredible consumer interest in cartridge-based videogames. Some recent innovations in the cartridges now available for the unit are surely adding to its rise in popularity.

The *Odyssey 2* no longer carries the Magnavox brand name. That came about as the result of a realignment of the several companies and familiar brand names owned by North American Philips. Odyssey is now a separate business entity within N.A.P. Consumer Electronics Corp. and, according to Jerry Michaelson, Odyssey's Vice President of Marketing, the company will be responsible in the future for a "a whole world of interactive devices."

But for the present, we have *Odyssey 2*, the only videogame console to sport an alphanumeric, typewriter-style keyboard. That



MATH-A-MAGIC



ECHO



COMPUTER INTRO

keyboard, laid out in the familiar "QWERTY" arrangement, had little use with the early game cartridges, but is now becoming an increasingly important element in many of the newer interactive games. The plastic-keyboard design is called "monoplanar"—"flat" to you and me—and because of its sealed nature prevents soft-drink spills or peanut butter-and-jelly-sandwich drips from getting inside the unit.

After four years on the market the console is still attractive, even though somewhat bulky for its light weight. Other than the key-



The MASTER STRATEGY series uses a board and TV screen for play.

board, the only other features visible on the console are a big red POWER button and the cartridge slot. Looking into the slot, you can see a circuit-board connector and a small plastic block on one wall, deep in the slot. That block fits into a groove on each plug-in cartridge, insuring that the cartridge can only be inserted one way. (Inserting a cartridge backwards would cause it to be damaged.)

Accessories

Ask any dedicated videogamer, and he'll tell you that hand controllers are an important element. They are the link between you and the object you're controlling on the screen. The *Odyssey*² controllers are wired directly into the back of the console. (It appears that the console designers had the option of building the console to accept plug-in controllers, but may have discovered that the plugs and jacks could become a source of service problems after a lot of insertions.) A disadvantage of such hard-wired controllers is that if one should go bad, you'll have to take the whole console in for repair, even though repairing or replacing a controller is a simple job.

The *Odyssey*² controllers consist of a vertical joystick that can be moved in any of eight directions, plus a red "action" button, frequently used to shoot missiles or to activate a screen character once he has been maneuvered into place by manipulations of the joystick.

Operation is quite simple. With the console off, insert a cartridge. (The cartridges have small molded handles to make them easier to insert and remove.) Then turn the unit on using the POWER button. A few musical tones sound through the TV set's speaker and the words "SELECT GAME" appear on the screen. That's the time to head for the pamphlet included with each cartridge for game rules and instructions.

Many cartridges require a signal from the controllers (movement of the joystick) to establish whether one or two players are in the game. At the end of each round (for example, when time runs out for both players), the game resets automatically, and is ready for the player(s) to try again.

If no one picks up the challenge, the computer "plays itself" over and over, complete with sound—perhaps an annoyance if you have to leave the game to answer a phone in the same room, but a guarantee that you won't leave the game and TV set going unattended for too long.

New this year is the *Odyssey*² Voice and Sound Module that uses a high-quality electronic speech-synthesis system from General Instrument to generate voice output for games—though more applications are likely to appear in the educational area. The module plugs directly into the console's cartridge slot and is styled to blend with the console. Power comes from the cartridge slot, and a speaker (with volume control) is built into the module. That differs from



MATCH-MAKER



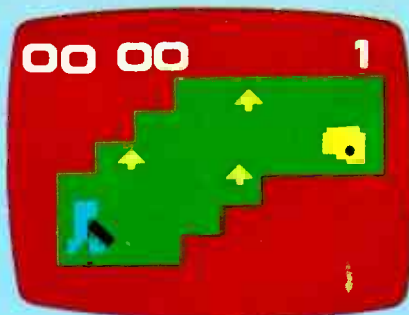
LOGIX



BUZZWORD



BASEBALL



COMPUTER GOLF



Mattel's new *Intellivision* voice add-on, which plays the voice through the TV set's speaker, together with the rest of the game sounds.

Of course, special game cartridges (that plug into the module) are needed. They contain speech data as well as game data, but all existing non-speech cartridges are compatible with the module. Unfortunately, at the time of writing, we were unable to try out any of the planned audio-videogames, but they promise to add a whole new dimension to game playing.

Games

Until the development of the *Challenger* and *Master Strategy* series of game cartridges, much of the *Odyssey*² software collection lacked the graphic and sonic pizzazz of many of the other programmable-game systems currently on the market. Screen characters and other objects were derived from a fixed library preprogrammed into the *Odyssey*²'s character set and presented rather coarse graphic designs that didn't do justice to the better detail actually available from the unit.

Of the 35 cartridges available in early 1982, the greater part is divided into sports and arcade games. The sports category consists of the old favorite ball games, common to all videogame systems, plus Alpine Skiing, Computer Golf, Electronic Table Soccer and Billiards. None of the sports game-cartridges will win awards for graphic or strategic realism, but that does make for a simplicity that makes the two-player competitive games quick to learn—even for non-arcade types. As simple as the Basketball game appears to be the subtleties of its one-on-one play—ball stealing, eight-second limit before shooting, random shot-angle and velocity—make for plenty of entertainment. Oddly enough, the same cartridge contains an uninspired bowling game. Two-player competitive sports games on the *Odyssey*² may not be graphically interesting, but can make for family fun.

The arcade collection has a number of space, shoot-out, and other games loosely derived from arcade-machine themes. In that category, the two-player competitive games are the most enjoyable: Showdown in 2100AD and Blockout/Breakdown rank high.

The *Challenger* series of games breaks away from the character-generated mold of earlier ones with some tricky one-player games in UFO and Monkeyshines.

One feature of some *Challenger*-series games worth noting is that

the player who scores higher than any previous high score can enter his or her name onto the screen via the keyboard. Therefore, the highest score and name of the player attaining it remain on the screen—until someone does better, when the game asks for the name of the new champion. (As is typical of current home videogames, that information is not stored once the cartridge is removed or the power turned off.)

The top end of the *Odyssey*² cartridge games is the *Master Strategy* series, consisting of *Quest for the Rings* (adventure), *Conquest of the World* (tactical/strategy), and the *Great Wall Street Fortune Hunt* (financial world simulation). Those games offer a hybrid of video- and board-game play, and make use of the console's keyboard. In *Quest* and *Conquest*, the winner is determined by the position of game pieces on the board; however, a player's progress on the board is based on how well he performs in the several video battles that take place in the course of the game.

The graphics in this series are much more detailed than in the standard games. The sight of griffon-like creatures (called Doom-winged Bloodthirsts) in *Quest for the Rings* devouring a hero is unlike anything else around. Expanded-memory cartridges allow more variety in terms of situations and action, as would be expected from a \$49.95 game pack.

Newest of the *Master Strategy* series is *The Great Wall Street Fortune Hunt*. The game stakes you with \$100,000, which you are free to invest in a variety of ways. A ticker of real NYSE stocks, and other market prices, flows across the top of the screen, while a worldwide news ticker periodically makes announcements that may affect your portfolio. Players use the keyboard to buy and sell assets in a bid to make more money than their opponents. That game keeps your mind glued to the action.

For dedicated *Odyssey*² players—their numbers are growing—the company has recently begun a quarterly magazine, *Odyssey*² *Adventure*. Issues keep players abreast of coming attractions, give playing tips, high scores submitted by readers, and present informative articles. A one-year subscription is available for \$3.00 from *Odyssey*², 30400 Van Dyke, Warren, Michigan 48093. R-E

ODYSSEY²

N.A.P. Consumer Electronics Corp.
I-40 & Straw Plains Pike
Knoxville, TN 37914



TAKE THE MONEY AND RUN



I'VE GOT YOUR NUMBER



INVADERS FROM HYPERSPACE



Astrocade

Originally developed by Bally, this deluxe videogame offers superb graphics and sound.

DANNY GOODMAN

FEW VETERAN VIDEOARCADE GOERS CAN FORGET SOME OF THE great old games from the late 1970's; games like *Gunfight*, *Sea Wolf* (remember looking through the periscope), and *280 Zzzap*. Those games were so much fun to play that you can still find them in many arcades, although you may have to look around a bit. You can now play them at home, too, if you own an *Astrocade* from Astrocade, Inc.

If the unit and the manufacturer are unfamiliar to you, it is because both have undergone name changes recently. The *Astrocade* was formerly known as the *Bally Arcade*; the manufacturer's old name was Astrovision. That unit was originally developed by Bally, the manufacturer of the popular Midway coin-operated arcade games; Astrovision bought all the rights to the videogame from Bally a few years ago. All those name changes are bound to cause some confusion, but Astrocade's current plans include some aggressive marketing and a hefty advertising budget—that should help things along.

In its earlier days, the unit was known for its detailed color graphics and interesting displays. No one could fail to smile when the defense ran out on the field in *Baseball*. The sound was far better than its early contemporaries, too.

Even today, that videogame is one of the most sophisticated on the market. The heart of the unit consists of three separate microprocessors. The central processing unit is a powerful Z80 IC that operates at 1.8 MHz. A custom video-processor LSI IC is used to control the color for better animation effects. In addition, that IC, operating at 7 MHz, increases animation speed 20 times. The *Astrocade* is also the only videogame with an NTSC-standard video output, making it fully compatible with all video recorders and

broadcast equipment. The third microprocessor, a custom I/O processor, handles all of the joystick and keypad inputs, and creates the sound effects; three separate on-board sound synthesizers generate both AM and FM noise, and have a frequency range of 2 Hz to 100 kHz. Of course, all of that sophistication has a price—the *Astrocade* is one of the most expensive units available, with a suggested retail of over \$300.

But you get a lot for the money—the videogame has a number of excellent features that, unfortunately, no other game makers have picked up. First of all, the hand controllers are the pistol-grip type with a trigger for the "action" button, and a single knob on top; that knob is both a joystick and rotating steering control.

But playing the game is not all that the controllers are used for. Once the unit is turned on, you don't need to touch the console again until you change or install a cartridge; everything can be done using one of the controllers. That's because the *Astrocade* is menu-driven.

When you turn the console on (the ON/OFF switch is rather inconveniently located in a recessed position at the console's rear) a menu appears on the TV screen. If no cartridge is plugged in, the four games built into the unit (*Gunfight*, *Checkmate*, *Calculator*, and *Scribbling*) are listed; with a cartridge installed, those games are listed along with all those on the cartridge.

Once you've decided what game you want to play, you have to enter that and a few other pieces of information into the unit. A series of prompts is used here to make sure that you have done it correctly. Press the controller's trigger, and it asks for the number of the game you want. Rotating the knob on the controller, changes the number shown under the prompt message. When you have the

number of the desired game on the screen, press the trigger and the game number is entered into the computer. The number of players, the number of rounds, and the difficulty are all entered in the same manner—there's no need to get up from your easy chair.

Another *Astrocade* feature is a calculator-like keypad. That can be used in place of the hand controller to enter the information required before the game begins; it is also used by the *Calculator* and *Scribbling* games, as well as by the *Astro BASIC* cartridge.

All of that aside, the reason you buy any videogame is the games available. Having four games built into the machine is an advantage. Actually, two of them aren't games at all, but could be more accurately called "activities." *Calculator*, for example, is a "video" calculator that displays all of the figures entered and all of the operations performed, as well as their results. Although only 10 lines are displayed at any one time, it is possible to scroll up and down through up to 92 entry lines. *Scribbling* lets you use the built-in keypad and the hand controllers to create a wide variety of multi-colored patterns. Perhaps the most interesting feature in that activity is that it lets you create a random kaleidoscope of color and patterns on your TV set by simply entering "0" players when the "how many players" prompt appears. Those patterns and colors are simply amazing to watch.

Getting to the games, *Checkmate*, a game similar in concept to Atari's *Surround*, is a great deal of fun. In that game, the object is to create as long a line as possible without running into your own, or any of your opponent's lines. The version here is for anywhere from one to four players. All of the games start out with four lines, however, with the computer generating any lines that are not under "human" control.

Gunfight is a two-person game that is just what the name implies. Players shoot at each other until one reaches a score determined at the start of the game. In later stages of the game, a moving "covered wagon" obstacle adds some interest.

As nice as having all that built into the unit, the real strength of any videogame lies in the plug-in software that is available. In the *Astrocade*, the game ROM's are housed in cartridges that are shaped like audio cassettes, without the holes for the tape spools. One advantage of those smaller-sized cartridges is that they are much easier to store. In fact, there is storage space for up to 15 cartridges under the *Astrocade*'s plastic cover. Any owner of other cartridge-based video games can tell you what a headache it is keeping cartridges from being strewn around the room.

Perhaps the most frantic action of any cartridge for any game is found in *Astrocade*'s *Space Fortress*. The play is based on the arcade videogame *Space Zap*. In *Space Fortress*, you are in control of a spaceship in the center of the screen. You aim your laser in one of four directions—up, down, left, and right—using the joystick; the laser is fired by pressing the trigger. What you are shooting at is an alien gun and the fireballs it launches. The gun can appear at random at any of the four screen edges. Your goal is to keep the fireballs away from your ship. The longer you last, the more intense the barrage, until guns seem to be blasting away at you from all four directions at the same time. If all of that wasn't enough, you also have to contend with an erratic robot kamikaze.

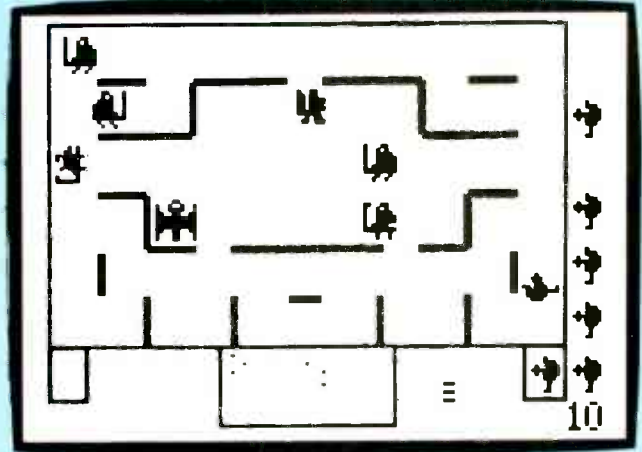
The action and sound are superb, but the best part happens when you are finally blasted. Your ship's explosion is among the most stunning effects found in any videogame.

Galactic Invasion, which is very similar to the *Galaxian* arcade game, shows off the *Astrocade*'s detailed graphics very well. The motion of the aliens gives that "floating" or wavy look. And the individual aliens retain their colors and resolution when they peel out of formation to attack. And just like the arcade games, the number of points earned for hitting a difficult target is shown in a cloud of video "debris" where that target used to be. Other cartridges worth looking into are *Amazin' Maze*, *Astro Pin*, and *Astro Battle*.

But, as with many of the other videogame manufacturers, the best is yet to come. Several new cartridges are due by the end of 1982.

Wizard is a good home version of the popular *Wizard of Wor* arcade game. It has many of the features of the coin-operated

VIDEO GAMES



THE WIZARD, a home version of *Wizard of Wor*, has many of the features of that popular arcade game.

version including a "radar screen" display to track the invisible monster in the maze.

Pirate Chase, though not as graphically interesting as some other cartridges, is still a good hand-eye coordination test. The object is to steal a treasure without being "caught" by a speedy pirate.

Everyone seems to be coming out with a *Pac-Man*-type gobble game, and *Astrocade* is no exception. We tried out a prototype cartridge for their new game, *Munchie*, and found it to be one of the most satisfying home versions of that theme.

A typewriter-like keyboard addition for the *Astrocade*, *Zgrass 32*, has been in the works for some time and should be available soon (see the April 1982 issue of *Radio-Electronics* for a report on that unit). But in the meantime, you can still take advantage of the *Astrocade*'s programmability with the *Astro BASIC* (formerly *Bally BASIC*) cartridge. That version of BASIC is rather limited, but the cartridge can get the interested and creative user going quickly. The cartridge has a built-in audio interface that allows you to store your programs using a cassette recorder. An overlay for the console keypad shows you how to enter letters and commands (two-button sequences). Users groups have sprouted up in several areas around the country, giving everyone a wider library of software.

Another nice feature of the *Astro BASIC* cartridge is the above-average instruction booklet. Rather than just providing instructions, it is, in fact, a small course in computer programming—complete with programming examples, screen, and other illustrations, etc. It is really quite impressive. Unfortunately, the same cannot be said for the instruction booklets that accompanied the rest of the cartridges. Mostly, they consisted of little more than a description of game play; no illustrations, suggested strategies, etc., were included. Hopefully future instruction booklets will be upgraded to bring them up to the high level of the one included with *Astro BASIC*, and the sophistication of the *Astrocade* itself. R-E

MANUFACTURER

Astrocade, Inc.
6460 Busch Blvd.
Columbus, OH 43229



Mattel Intellivision

High-quality graphics and true-to-life realism are two of the features of this sophisticated videogame system that soon will even be able to talk back to you!

DANNY GOODMAN

IT'S SOMETIME DURING WORLD WAR II AND YOU ARE FLYING A B-17 bomber on a mission across the English Channel. While you are plotting your location on a situation map of the area your captain announces "Enemy 9 o'clock low." You switch your view to just outside the plane and shoot down the oncoming fighters. "Target in sight!" suddenly warns the bombardier in a heavy southern accent. Looking through the bombsight you locate your target—an enemy rail yard. In a John Wayne-like voice, your co-pilot warns you to "watch out for flack!" You are over your target now—hit the FIRE button, and your bombardier confirms, "Bombs away!" Just as in the movies, you see the stream of bombs fall away from the plane, getting smaller and smaller until flashes from the explosions confirm a hit. But no time now for congratulations as the Captain is yelling "Enemy 3 o'clock low." You're not through yet...

Take the excellent graphic resolution, versatile sound effects, and fascinating game play of Mattel's *Intellivision* videogame system, then add a book-sized module called *Intellivoice* and special voice-coded game cartridges (both scheduled to be available later this year), and you have the potential for home videogame realism unmatched by any other system. High-quality electronic speech can add an entirely new dimension to playing a videogame. Sound is no longer a mere effect (explosions or footsteps, for instance); nice, but not critical in playing the game. Instead, a realistic voice now plays a key role—alerting you to "external" conditions or giving the computer a pseudo-personality.

The scenario we described at the beginning of this article was an example of some of the things that go on when you play *B-17 Bomber*, one of the new voice-coded cartridges. In that game, the voices are those of your crew members speaking to you over the cockpit headphones. In *Space Spartans*, the voices are of an ever-vigilant, female-sounding on-board computer that provides you with needed status reports as you vigorously fend off the hazards of deep space, plus a male-voiced computer from your home base that alerts you to dangers in other parts of the galaxy. The more senses used to play the game, the more realistic it becomes.

Hardware

From the beginning, *Intellivision* has placed more emphasis on strategy and realism than any other game system. While that greatly adds to the realism and enjoyment of the game, it is not without some disadvantages. Some of the sports games—notably football, baseball, and basketball—require keypad entries during play. For players used to arcade type games in which attention is paid only to the screen (you work the controllers more or less automatically during play), looking away to be sure the right buttons are pressed can be rather disconcerting. The keypad functions change from game to game, so thin plastic overlays that slip over the keypad are included with each cartridge.

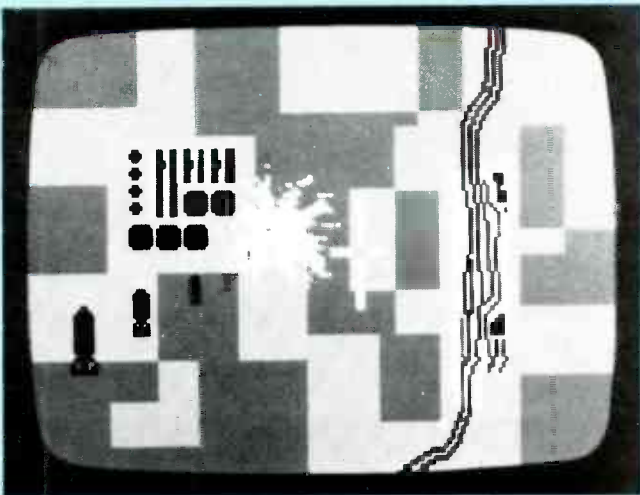
Speaking of the keypads, and the hand controllers in general, they are unlike anything else now on the market. They feature action buttons on both sides to accommodate left- and right-handed players, a thumb-operated direction disc that moves characters or cursors on the screen much like a 16-position joystick, as well as that 12-button calculator-like keypad. What makes the controllers different is that all of those things are combined into a single unit that is hard-wired to the console. When not in use, the controllers fit neatly into pockets in the case.

The console is solidly constructed; the only controls are the ON/OFF and RESET switches. Cartridges slide into a recessed slot located at the bottom right side of the cabinet. That location lessens the chance of any "contamination"—like your favorite soft drink—getting at the connector. The unit's microprocessor is well shielded to avoid possible interference to nearby TV's or radios. The shielding, however, is soldered around the circuit board. While that certainly discourages tampering by unauthorized individuals, it must also be a time-consuming headache for authorized service technicians.

Software

In the past, titles in the *Intellivision* library did not include a great many arcade-type games, but, as we'll soon see, that is beginning to

VIDEO GAMES



"BOMBS AWAY," confirms the "bombardier, in the new *B-17 Bomber* voice cartridge from Mattel.



ADD HIGH-QUALITY SYNTHETIC SPEECH to your Intellivision with the new *Intellivoice* voice-synthesis module.

change. What was included, however, were a great many games that could not be found anywhere else. A nice feature found in some of those was a display that shifted from a large-scale overview, such as a map or a radar screen, to a close-up of the action as you "shot it out" with your opponent.

Space Battle is such a game. Play begins with a long-range scan of the galaxy you must protect. Several fleets of enemy ships are closing in on your mother ship (enemy-fleet sizes and locations change each time the game is reset). Your job is to deploy up to three squadrons of your own fighters to head off each enemy fleet, destroy it, and zoom over to meet the next set of attackers. As one squadron gets within firing range of an enemy fleet, a siren sounds, and the display switches over to show the cockpit of one fighter.

If all of that going on at once wasn't enough, you can be involved in up to three battles at once; two are handled by the game system, while you handle the third in real time.

But, it is in sports games that *Intellivision's* realism and superior attention to detail becomes evident. In *Major League Baseball*, the players run out to their positions; penalties are imposed for illegal plays in *NHL Hockey*, and so on. The realism here is so good that the "crowd" will even let you know what it thinks of your performance.

One criticism of those sports games, and of the early *Intellivision* library in general, is that they did not seem concerned with the "solitaire" player—most games required two people, one in competition with the other. That has slowly been changing, and will

change even more in the coming year as a greater emphasis is being placed on games featuring solitary play.

We've already looked at two of the voice games, *B-17 Bomber* and *Space Spartans* that will shortly be introduced; a third voice game—*Bomb Squad*—is also scheduled. The object of that game is to break a number code that will tell you how to disarm the bomb. Of course, there isn't too much time before it's set to go off. All in all, a rather exciting test of nerves, despite the presence of a calm, reassuring voice to help you out.


In addition to those voice games, 12 new non-voice games are also planned. (Incidentally, just because you have an *Intellivoice* module installed, does not mean that you cannot use the standard cartridges—those will still work just fine, although no voices will be heard.) Several of those games are worthy of note.

Sub Hunt puts you in command of a nuclear sub in a last-ditch effort to save your country from a fleet of enemy destroyers: those are accompanied by PT boats. The display is most unusual, showing a view through a periscope, as well as a "high-altitude" view of the battle area indicating your location in relation to the enemy. The simultaneous displays are interesting—and a technique that is likely to be found in future cartridges from Mattel, as well as from others.

Among the most impressive cartridges is *Star Strike*, a challenge that any Earthbound Luke Skywalker would drool over. In that game, your space fighter is zooming along a narrow green canyon on an enemy planet bent on destroying Earth. On the floor of the canyon are five red missile silos that come into view at the horizon



ALL-IN-ONE HAND CONTROLLERS are featured in the *Intellivision* videogame unit. Those hard-wired controllers slip into pockets on the console when not in use.



SUB HUNT features two simultaneous displays. One is a view of enemy ships through a periscope; the other is an overhead view of the area.

and pass under you. In the sky, ahead and to the left in your view, is the moon. Slowly, from behind the moon, Earth appears.

Your mission is to destroy the missiles before they can be launched—which happens automatically when the Earth is directly in front of the canyon. Timing here is critical, as you must blast the silos as they zoom past beneath you—that is, of course, unless you are shot down first! By the way, it's rather unnerving to see the Earth blown to bits, as is certain to happen the first few times you play the game. *Star Strike* also offers outstanding simulated 3-D effects and other graphic surprises.

For those of you who have imagined yourselves as benevolent rulers, or perhaps despots, *Utopia* may be the game for you. In it, you get to control the destiny of a small island kingdom—feeding and educating the population, coping with natural disasters, etc.

A "must have" for all fantasy and adventure fans is *Advanced Dungeons and Dragons*, based on the role-playing game of the same name. The object here is to collect a treasure from a computer-controlled maze, while avoiding the obligatory dragon.

For early *Intellivision* owners, the rollout of new cartridges was at times painfully slow. The library is now growing to a respectable size, though, and this year it is getting an infusion of software from two independent suppliers, Coleco and Imagic.

The real good news, especially for arcade-game fans, is that Coleco's first *Intellivision* titles are predominantly licensed versions of arcade games. The list is impressive: *Zaxxon*, *Carnival*, *Ripcord*, *Sidetrack*, *Turbo*, *Mouse Trap*, *Venture*, *Cosmic Avenger*, *Lady Bug*, and *Donkey Kong*. While that list is tentative, and certainly subject to change, the future does look bright for those who have missed that kind of game. In addition, a game based on the highly successful *Smurf* cartoon character is planned. *Intellivision's* high-quality graphics should lend themselves well to those arcade adaptations—but remember that your TV-set has built-in limitations that make it impossible to reproduce the crisp, detailed graphics found in arcade machines. And, even the most sophisticated home-videogame system won't be powerful enough to compare with the coin-operated versions. But at least you'll be able to play over and over again without worrying about your supply of quarters.

R-E

MANUFACTURER

Mattel Electronics
5150 Rosecrans Ave.
Hawthorne, CA 90250

INTELLIVISION-COMPATIBLE CARTRIDGE SUPPLIERS

Coleco Industries, Inc.,
200 Fifth Ave.
New York, NY 10010

Imagic
20665 Fourth St.
Saratoga, CA 95070

Atari

More exciting cartridges and a new high-resolution system are among the things Atari has in store for us this year.

DANNY GOODMAN

JUST LIKE COMPUTERS, MOST VIDEOGAME CONSOLES DO NOTHING by themselves. It takes software, in the form of game cartridges, to get the console to display a field of football players or a remote starbase under alien attack. And, again like computers, the more software, and the wider the variety of software available, the more attractive the unit.

That, in part, explains the great popularity of the Atari Video Computer System, or VCS for short. Ever since the introduction of those cartridge-based, programmable videogames in 1978-79, Atari, blessed by the financial backing of giant Warner Communications, has continually added to its library of game cartridges. Some titles were adaptations of the very popular arcade videogames manufactured by the company's coin-op division, while other titles were designed specifically for the VCS.

Today, while other videogame manufacturers are catching up to Atari, at least in terms of the number of cartridges available for their systems, no fewer than five outside companies, including Mattel Electronics and Coleco, have announced plans to introduce cartridges for the Atari VCS. And don't be surprised if others, including another major coin-op game producer, follow suit.

As we went to press, Gabriel Industries, the toy and game division of CBS, Inc., announced an agreement with Bally Manu-

facturing to market Atari-VCS-compatible versions of that company's videogames. Gabriel plans to have three to four cartridges available by the end of 1982.—Editor.

With sales of about 3 million new VCS consoles in 1981 alone, there is certainly a big enough audience for those cartridges. And it seems to be an audience with an insatiable appetite for new games. The number of Atari-compatible cartridges that are available is continuously changing. Currently, 89 cartridges are available, or will soon be released. Nearly half of those (45) come from Atari itself; the rest come from several independent suppliers. Those suppliers, and the number of cartridges either available or announced, are listed in Table 1.

Those cartridges make up quite a library. If you had access to all of them, and played each one for only 10 minutes, it would take you almost 15 hours to get through them all. And that's not including the time it would take to try out all of the game variations on each—as many as 112 on a single cartridge.


But first you need the basic unit, the VCS. (Incidentally, the name for the game system may change later this year to end confusion with Atari's personal-computer lineup.) The VCS console attaches to your color or black-and-white TV set through a switch box (included) at the set's TV-antenna terminals. Plug in a cartridge,

VIDEO
GAMES




TABLE 1
Atari-Compatible Cartridge Suppliers

Manufacturer	No. of Cartridges
Activision 3255-2 Scott Blvd. Santa Clara, CA 95051	14
Coleco 200 Fifth Ave. New York, NY 10010	9
Imagic 20665 Fourth St. Saratoga, CA 95070	3
Mattel Electronics 5150 Rosecrans Ave. Hawthorne, CA 90250	10
Parker Bros. 50 Durham Rd. Beverly, MA 01915	2
Apollo 1300 E. Arapaho St. Suite 101 Richardson, TX 75081	6



SUPER BREAKOUT, a recently released videogame cartridge from Atari, is an updated version of the popular videogame, *Breakout*.



ARCADE-LIKE GRAPHICS for the home are among the exciting features promised by the new deluxe VCS from Atari.

turn on the VCS, select the game variation that you want to play (the variation number appears on the TV screen), and you're ready to go.

Unlike many of its competitors, the VCS's controllers are not hard-wired into the console. Instead, four sets of plug-in controllers are available. Two of them, the joy sticks and the paddles, are included with the console; most of the games require one or the other of those controllers. A set of keypad controllers are available as an accessory; those are mainly used by the educational cartridges. The fourth controller, a special steering-wheel controller, is packaged with the only game that uses it—*Indy 500*. Unplugging and plugging-in the controllers when you're changing games can get to be a bit bothersome, but you tend to schedule your game selections around the controllers already plugged in.

Atari's strength lies primarily in arcade-type games. Many of the original arcade coin-op versions were either developed or marketed by Atari; the rest have been licensed to Atari for their VCS. The list

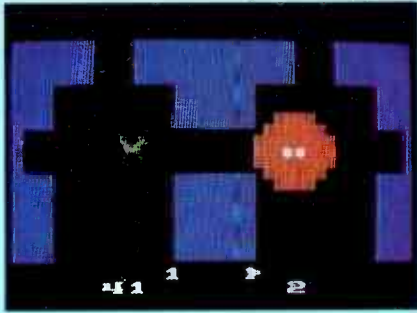

of arcade games is a long one, and one full of names that would be familiar to anyone that has ever dropped a few quarters into any of those greedy little machines. Those games include *Breakout*, *Super Breakout*, *Pac-Man*, *Asteroids*, *Missile Command*, *Space Invaders*, *Dodge 'Em*, and *Warloads*.

The recently introduced *Pac-Man* cartridge will probably outrank the fabulously popular *Asteroids* cartridge before long. The VCS version was not designed as a direct copy of the arcade game, but it has many of its features, including slightly better graphics than might be expected for a "down-sized" version of the high-resolution original.

The object of the game is the same, to "eat" as many of the "dots" (actually, they look more like dashes here) in the maze as possible, without being eaten by the ghosts that are also roaming about. The maze, however, is different, with fewer straightaways and more turns. As in the original, you can turn the tables on the ghosts by eating one of the four different-colored dots; when that happens, your Pac-Man is "energized," and the ghosts turn blue momentarily and flee. That's because the Pac-Man can eat the ghosts himself when he is energized; things return to normal when the ghosts' color changes again. Clearing the maze of all dots earns you an extra Pac-Man. Limitations of the VCS precluded the recreation of the arcade game's "wocka-wocka-wocka" sound, but VCS players who have awaited a home version of *Pac-Man* won't be disappointed. Eight levels of play offer different Pac-Man and ghost speeds, each with solitaire or 2-player versions.

Super Breakout is another impressive cartridge that was introduced in 1982. Just like the personal-computer version, the cartridge offers four different game variations. One variation, *Progressive Breakout*, is a sort of cross between regular *Breakout* and *Space Invaders*. Your goal, of course, is to knock out bricks by bouncing the ball up the wall above your cursor; but in *Progressive Breakout*, the wall moves down toward the bottom of the screen as play progresses. The longer you keep a ball in play, the faster the walls approach. New walls appear at the top of the screen with small gaps in between. The play gets frantic if you let the walls get close to the bottom of the screen. A unique feature of that game is that the sound effects are chosen at random each time you reset.

Haunted House, a fast-paced game in the tradition of the popular *Adventure* cartridge, has some of Atari's best VCS sound effects to



date, including an imitation of the "Twilight Zone" theme at the end of a successful search.

Yar's Revenge, which should be available by the time you read this, is better suited to experienced VCS players—even the best players will find some good challenges in this cartridge. The game is complex, featuring more play elements than can be covered here adequately. One of the more interesting features, however, is the shield that surrounds your ultimate target; that shield alternates between two versions, the second one being more difficult to penetrate. That causes the player to change attack strategies, reminiscent of arcade video games that offer successively more difficult variations of the game. And, if you penetrate a shield and successfully fire your cannon (no easy feat, considering all the obstacles you must dodge) you are treated to the sight and sounds of a spectacular cosmic explosion.

In addition to the Atari cartridges, many of the cartridges from the outside suppliers are worth looking into as well. While most of us are familiar with the offerings from Activision (for more on those cartridges, see the Activision story elsewhere in this issue), before the end of this year, several other companies plan to be marketing cartridges for the VCS. One of those, Imagic's *Demon Attack*, brings arcade-like graphics quality to the VCS. The game plays much like *Space Invaders*, but the demons flit about the screen, making it difficult to shoot them with your ground-based cannon. In later stages of the game, the demons split into two smaller flying creatures when hit.

Coleco's planned Atari-compatible cartridges are mostly home versions of popular arcade games like *Donkey Kong*. *Frogger*, another arcade winner, is scheduled to be released by Parker Brothers. They also have an action game based on the ice-planet scene from *The Empire Strikes Back*. In that game, you must knock out six elephant-like "Imperial Walkers" before they reach your home base. You even have a radar screen to see what's approaching from beyond what you can see on your screen.



MANY INDEPENDENT SUPPLIERS will be marketing Atari-compatible cartridges. One game will be Parker Brothers' *The Empire Strikes Back*.

New deluxe videogame

But, even with all the exciting new games about to be introduced, perhaps the biggest news from Atari is a new deluxe videogame that promises the closest reproduction of arcade-quality graphics and sound on the market. At a suggested retail price of around \$350, the deluxe Atari game is no toy—it's a *serious* toy.

The sleek, dark brown and brushed chrome console has only a flush ON/OFF pushbutton switch and a slot for the special deluxe game cartridges (note: the cartridges for the older VCS **will not work** in the new model). A new, universal controller has been designed for this unit; each includes a joystick, a paddle, and a keypad controller, and has the PAUSE, GAME SELECT and RESET switches located right on it—no more getting up to reset the game. Like the controllers found on many competing units, the universal controllers are hard-wired to the console. (The wireless controller that was described in the January, 1982 issue of *Radio-Electronics* was not brought to market).

The TV/GAME switch box has also been totally redesigned; you never have to touch it once it is installed. Instead, the box automatically switches to GAME when the console is turned on; it switches back to TV when the console is turned off. Also, in the past the unit had to be switched off to safely remove and install the game cartridges. Now, for the first time, the TV picture simply goes black and the sound goes off when you change cartridges.

As exciting as all that is, it is the game play that may set that unit apart from anything else available. One of the earlier cartridges to be released will be a version of *Space Raiders*, originally developed for Atari's model 400/800 personal computers. The graphics and sound quality of that cartridge equals those of the computer version, well known for its superior resolution. In addition, the game has all of the on-screen features including displays showing fuel, enemy-ship locations, deflector shields, etc. That cartridge is just one of many planned for release at the same time that the console is introduced; that is scheduled for late 1982. The other cartridges currently scheduled for introduction include a selection of space, arcade (including a high-quality version of *Pac-Man*), and detailed sports-strategy games.

There are some indications that peripherals will be available some time in the future for the deluxe videogame. Among those indications is a mysterious, multi-pronged jack that sits quietly at the back of the console; the use for that jack is currently "undefined." Among the possibilities are such things as voice synthesis, speech recognition, and...who knows what else they're dreaming up?

The good news for the owners of the older VCS is that there are no plans to discontinue it. Instead, as evidenced by the many new cartridges introduced, or scheduled to be introduced this year, Atari intends to keep right on manufacturing the unit and introducing more and more cartridges. After all, with well over 6 million VCS consoles already sold, there seems to be quite a bit of life in that under-\$200 unit.

R-E

Manufacturer

Atari, Inc.
1265 Borregas Ave.
Sunnyvale, CA 94086

Activision

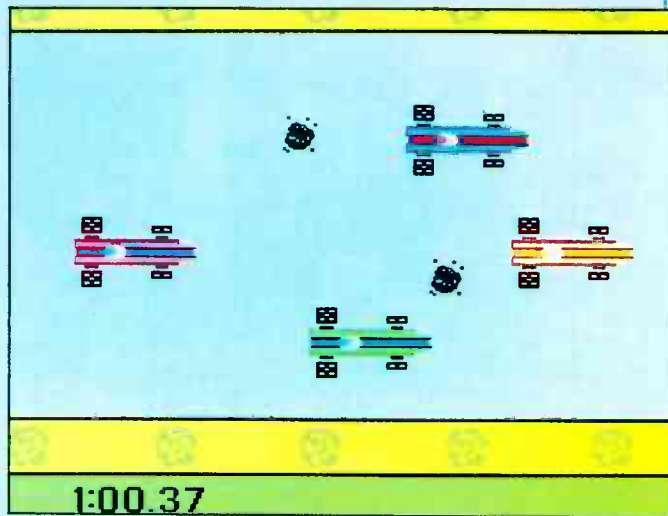
Easy to learn, difficult to master, this independent company's game cartridges are very popular with Atari VCS owners.

DANNY GOODMAN

IF SOMEONE HAD COME UP TO YOU THREE YEARS AGO AND ASKED you to invest in a new company whose sole business was the design and manufacture of videogame cartridges, what would your reaction have been? Remember—at that time, videogames were only moderately popular, and the whole industry had been known to be subject to some severe ups and downs.

Fortunately for Atari VCS players, a venture-capital firm liked the idea presented by four talented ex-Atari game designers and an experienced businessman named Jim Levy. Activision was born—and with it a growing library of clever cartridges for the Atari VCS.

Attention to even subtle details make those cartridges attractive to novice and expert players alike. For example, the boxes in which Activision cartridges are packed present a stylized but realistic artist's rendering of what you'll see on your TV screen. Activision instruction manuals (except for *Bridge*) are laid out in such a way that the new-cartridge owner can get a quick idea of how to start playing the game without doing a lot of studying. Also included are strategy tips and a few paragraphs written by the designer. Best of all, however, the manuals offer an indication of what kind of score a skilled player should be able to attain. Having a goal to work toward makes the games very addictive ("I can do it *this* time."), and also gives you some feedback as to how well you're mastering the cartridge. If you do reach that "magic" score, you qualify for



FEATURING ALL THE ACTION of Grand Prix racing, *Grand Prix* from Activision is one of that company's newest videogames.

membership in Activision's High Scorer's Club for that game. By the end of 1981, a total of over 12,000 players had made it.

The real fascination of the Activision cartridges, though, lies in the playing. For the most part, the games are fairly easy to learn, but very difficult to master—a compelling combination. You'll find yourself reaching for the Activision cartridges to introduce a first-time videogame player to the fun that your VCS provides, but you'll also find yourself playing those same cartridges over and over.

One of the newest cartridges is *Barnstorming*. In it, you're in a race against the clock to maneuver a bi-plane over windmills and through open barn doors, while avoiding the birds that are flying at random overhead (hitting a bird slows you down). It may sound simple—and it *is* simple to learn—but going after the qualifying time of 33.3 seconds on even the easiest course (there are four different ones) is no piece of cake.

Another new game, *Grand Prix*, features the thrills of grand-prix style racing. In that game, brightly colored cars zoom down a roadway, dodging oil slicks, crossing bridges, and avoiding collisions. The player uses the joystick as a steering device, brake, and throttle as he steers around one of the four courses on the videogame cartridge.

The mission in *StarMaster*, a game scheduled for introduction in June, 1982, is to protect four starbases from enemy attackers. That game is one of the more complex ones available for the Atari VCS, featuring a switchable display, ship status reports, and starbases with which the player can dock for repairs and refuelling. Having played a prototype cartridge, *StarMaster* looks like a sure winner.

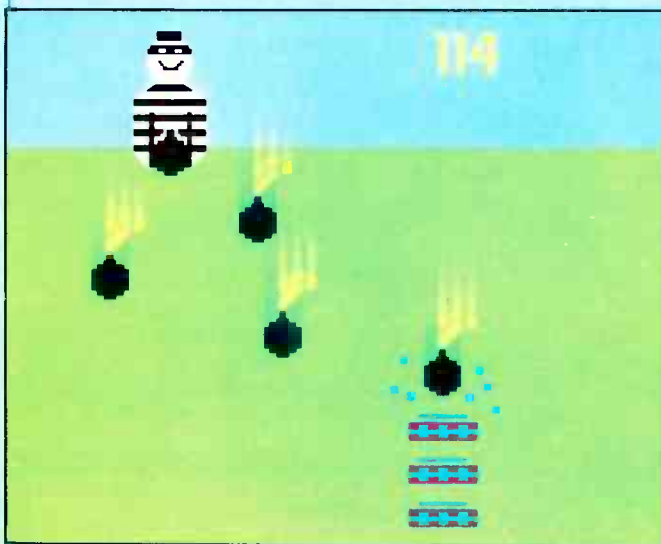
A number of the recent games, *Barnstorming* among them, use the same graphic technique of having a stationary player/character move only up and down on the left side of the screen, with targets or barriers scrolling across the screen. The games themselves, however, offer vastly different situations and require different strategies for good results. In *Chopper Command* (another new game for June), for example, the object is to protect an army convoy from enemy attack using a helicopter gunship that flies overhead.

For the future, Activision is beefing up its already impressive team of designers with the addition of three new people, and plans to develop cartridges for other videogame systems in addition to Atari, most likely for *Mattel's Intellivision*.

R-E

MANUFACTURER


Activision, Inc.
3255-2 Scott Blvd.
Santa Clara, CA 95051



A NERVE-WRACKING TEST of hand-eye coordination, the fast action of Activision's *Kaboom* is typical of that company's titles.

**VIDEO
GAMES**

Enhance the performance of your home-entertainment center with this new device from Kenwood. It also makes your home videogame sound more like the coin-operated versions.



Kenwood KVA-500 AUDIO/VIDEO Enhancer

JERRY and ERIC EIMBINDER

IF YOU WERE ASKED TO DEFINE WHAT MAKES UP A COMPLETE HOME-entertainment electronics system, what components would you include? Obviously, you'd list the basic video (TV receiver, VCR, videodisc player) and audio (turntable, audio-tape deck, amplifier, tuner) necessities but what else would you include? One thing that you probably wouldn't mention (simply because you haven't heard about it) is an audio/video amplifier.

The first of those units is the Kenwood KVA-502. At first glance, that device might be mistaken for a sophisticated switch box. Twenty-three input jacks at the rear of the unit, and multiple front-panel controls, provide the flexibility needed to interconnect almost any home-entertainment setup.

But, while the unit *does* act as your home-entertainment control center, that is not its only purpose. What it does besides is to offer, in one package, a number of functions that upgrade the performance and ease the use of a home-entertainment system. In addition to being an audio amplifier with a power rating of 50-watts RMS minimum per channel (see Table 1 for other audio-amplifier specifications), here are some of the things that the unit does.

Video enhancer

The unit has a circuit that shapes the pulse waveform of the video signal to adjust image quality. That circuit can be used to increase the high-frequency gain to make the image sharper, or to lower that gain for a softer image. That is shown in Fig. 1.

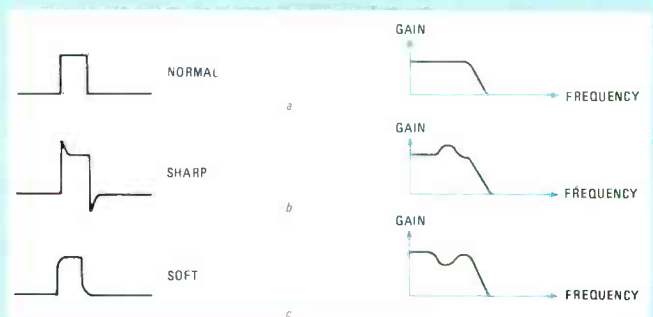


FIG. 1—THE SHARPNESS OF THE PICTURE is changed by altering the shape of the video signal's pulse waveform. That is done by altering the signal's gain at 1-2 MHz. Increasing the gain sharpens the picture; decreasing the gain softens it.

Simulated stereo

Although it is available elsewhere, television with true stereo sound is still unavailable in the U.S.—a situation that seems unlikely to change in the near future. For those getting impatient with the wait, the KVA-502 separates monaural signals into left- and right-channel signals to provide a pseudo-stereo effect. That is done by feeding the monaural input through a non-inverting amplifier into a

TABLE 1
KVA-502 Specifications

Power per channel, minimum, RMS, with 0.05% maximum total harmonic distortion*	50 watts
Clipping power at 8 ohms	70 watts
Clipping headroom at 8 ohms	1.5 dB
Intermodulation distortion at rated power into 8 ohms	0.003%
Power consumption	2.7A

*Both channels driven, at 8 ohms, 20 Hz to 20,000 Hz.

three-stage phase shifter. The phase-shifted signal is mixed with the monaural signal (which is not phase-shifted) and the mixed signal becomes the left-channel output.

The right-channel output is obtained by taking the same phase-shifted signal, further phase-shifting it through an inverting amplifier, and mixing the resulting signal with the monaural signal. A block diagram of that system is shown in Fig. 2.

Reducing videotape audio noise

The signal-to-noise ratio for an audio signal recorded on videotape is approximately 40 dB. That is relatively poor when compared to the performance provided by ordinary audio-cassette tapes. In many cases, tape hiss is very noticeable when a videotape is played back. To reduce that hiss, the audio/video amplifier contains a circuit that changes the frequency response in accordance with the level of the input signal.

Dubbing

The audio/video amplifier can also be used for both audio and video dubbing. Audio signals from an audio tape-deck, tuner, or phonograph can be dubbed onto the videotape with ease. Dubbing a video signal from a VCR or videodisc player, or dubbing audio and video simultaneously from two separate sources, is also easy.

Videogames

Videogame systems are certainly an important part of a home-entertainment system. The sound effects found on currently available cartridges range from primitive to resourceful. While most of the sound and music adds enjoyment to the games in its own right, playing it through the audio/video amplifier can give it an almost "arcade-like" quality.

For example, the fun is multiplied when a player beats his opponent (or the computer) at Intellivision's *Checkers*, as a victory march is much more impressive when it is heard in stereo. Of

course, if you lose to the computer, the arcade-quality "Bronx cheer" it gives you (no one ever said that computers were good sports) is just that much more devastating.

The sound effects in *Checkers* are typical of the kind of things found in most Intellivision games. In both *Space Battle* and *Sea Battle*, a hit results in a loud explosion. In *Armor Battle*, as tanks fire on each other, the first two hits result in explosions, indicating that some damage has been done. But the third hit produces a larger-scale explosion indicating that the tank has been destroyed.

In *Horse Racing*, music from the *William Tell Overture* opens the action; "Call To the Post" plays as the horses enter the track. As the horses run, their hoofs can be heard pounding on the track and, as the winner crosses the finish, the crowd roars. *Math Fun* has especially unusual sound effects including tom-toms, bird calls, splashing water, and the roar of a lion. Atari also uses interesting sound effects in many of its cartridges. *Space Invaders* uses a

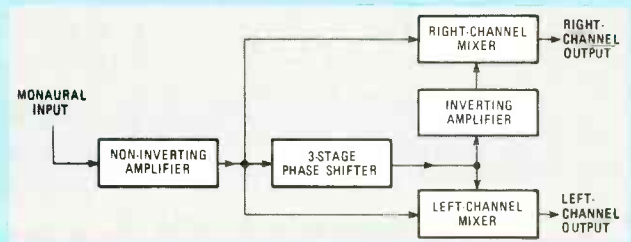


FIG. 2—A PSEUDO-STEREO EFFECT is produced by the Kenwood KVA-502 using the system shown here.

rhythmic beat to intimidate players, and *Missile Command* concludes with eerie sound effects as the player's last city is destroyed—a sort of preview of the "end of the world."

Most of the sound effects in videogames are simply intended as background, but, in some cases, sound plays a more important role. In Atari's *Brain Games*, for instance, sound is deliberately used to distract a player as he tries to solve problems; the same cartridge also permits the player to create his own musical passages.

Some also does a great deal to enhance the realism of the games. One example is the engine roar in Activision's *Dragster*.

Videogame sound is often impressive in its own right, but when played through the Kenwood KVA-502, a noticeable improvement occurs. Incidentally, keep in mind that you will need an adaptor plug (those are easily found in many electronics stores) if you are going to connect your videogame to the Kenwood unit, or, for that matter, directly to a VCR.

R-E

MANUFACTURER
Kenwood Electronics, Inc.
1315 E. Watsoncenter Rd.
Carson, CA 90745

PREVIEW: COLECOVISION VIDEOGAME SYSTEM

IF YOU THOUGHT THAT THE CHOICE AMONG home-videogame systems was tough with four big names to choose from, it won't be any easier when *Colecovision* appears in the stores this fall to make a fifth!

Prototype units and cartridges shown at the 1982 Toy Fair, held in New York early this year, gave the impression of remarkable high-resolution graphics for a home game in the \$200 price range.

Scheduled to be included with the console is *Donkey Kong*, a licensed cartridge version of the popular arcade game. Of the more than 20 cartridges planned to be released this year, most are licensed versions



of arcade and other games, including *Challenger Chess* from Fidelity Electronics.

Probably the most significant feature of the Coleco unit is an expansion slot in the

front of the case. While it may be used for voice-synthesis modules or a computer keyboard later on, this year Coleco plans to have ready for it a module that will accept all Atari, and Atari-compatible, cartridges. The graphics are said to be Atari VCS-quality.

That will allow Atari owners who want another game console to continue using their present Atari game libraries. And those whose first videogame is the new *Colecovision* will have immediate access to more than 80 Atari-compatible cartridges, as well as to Coleco's own cartridges. Now that's entertainment.

R-E



VIDEO
GAMES

Handheld and Tabletop Games

Games have gone from arcades to home TV-sets, and from there to self-contained tabletop and handheld units. Here's a look at portable games that are new for '82

DANNY GOODMAN

THE 20 BILLION QUARTERS THAT AMERICANS DROPPED INTO arcade-game coin slots last year seem to have attracted the attention of virtually every non-video electronic-game producer. The result: By Christmastime this year, you'll be able to buy a handheld or tabletop version of practically every popular coin-operated video game in the arcades today; and many of the games will closely resemble scaled-down versions of the big arcade-boxes.

The big arcade games (the ones that eat your quarters) use special color-TV picture tubes that give a very high degree of resolution and bright colors. However, until someone develops a flat panel, low-power color video-display, that sort of detail will have to remain in the arcades.

The displays used in the handheld and tabletop games generally consist of two types—vacuum fluorescent and LCD (Liquid Crystal Display). Light-emitting diodes (LED's), popular until recently, are no longer used—they consume too much power and cannot give the resolution that the other types can.

Vacuum-fluorescent displays work by causing pre-shaped gas-filled areas to glow. Several colors are available—and can be used in the same display panel—and more can be created by using filters. (For example, a red filter will change blue to purple.)

Liquid-crystal displays, so far, are monochromatic—that is, black-and-white. Colored LCD's are under development, though, and we'll probably be seeing them in a year or two.

Still, the visual results are impressive, and so are the games.

Coleco's collection of tabletop arcade-derivatives will entice the arcade-goer who is hooked on any of such popular games as *Pac-Man*, *Galaxian*, *Donkey Kong*, *Berzerk*, *Omega Race*, and *Frogger*.

We spent some time with the Coleco *Pac-Man* game to see how it compared with its big brother from Midway Manufacturing. The maze layout resembles the original arcade game more closely than that of any other licensed *Pac-Man* game we've played, but has only 64 dots and 4 "energizers" due to its small display size. Two levels

of skill are selectable.

The display is a detailed, multi-colored vacuum-fluorescent type, showing a yellow Pac-Man and four red-outlined monsters in pursuit. When the Pac-Man is "energized," the monsters temporarily lose one small yellow dot of the three comprising their "innards," indicating that they are vulnerable. As in the coin-operated version, you earn an extra Pac-Man when you reach 10,000 points. The sound is good, too—though not the "wocka-wocka-wocka" of the coin-operated game. At the beginning of the game, the player is even treated to the *Pac-Man* musical theme.

Two game-variations included were even more fascinating than the original. In an untraditional 2-player Head-to-Head *Pac-Man* game, there are two Pac-Men and each human player has control over his own. Each goes after dots and monsters (when "energized") in competition with the other. At the end of the game, the



AMONG THE MOST POPULAR arcade videogames, *Defender* is now available in a handheld version from Entex.



LONG BOMB FOOTBALL from Mattel gives you a chalkboard view (X's and O's) of the action.



SURE TO BE POPULAR with adventure and fantasy game fans, Mattel's *Dungeons & Dragons* is a pocket-sized version of that role-playing game.

display indicates which player scored the most points, and by how many points he beat his opponent. The other variation, called Eat & Run, is an even tougher challenge, because the Pac-Man must not only eat the "energizers," but bring them back inside "home base," with its randomly opening gate, to score.

All the Coleco arcade replicas have 2-player head-to-head games as well as the original solo game, and cost under \$70 each.

Other *Pac-Man* (and similar) gobble-games will also tempt the arcade aficionado. Tomy has two *Pac-Man* handheld games, the most challenging one being *Pac-Man II*, which features a multi-colored vacuum-fluorescent display (about \$65). And Bandai's popular *Packri Monster*, which first appeared in time for Christmas last year, will still be available.

A popular arcade-game feature that keeps the play interesting as a player's skill improves is that of displaying different graphics challenges at increasingly difficult levels. We find that happening in several home versions of arcade favorites.

For example, Tomy's *Scramble* offers five progressively difficult levels of obstructions to avoid, and attacking objects to hit. Also from Tomy is *TRON*, based on the Walt Disney special-effects movies just being released. Featured here are actually three different games in one handheld unit and played in order of difficulty. Both units feature multi-colored vacuum-fluorescent displays.

But perhaps your arcade favorite is *Defender*, *Super Cobra*, *Stargate*, *Turtles*, *Spiders*, or *Crazy Climber*. If so, then Entex has a handheld or tabletop game for you. In *Defender* (about \$50), you need almost the same dexterity as you do for the arcade version. You have UP, DOWN, REVERSE, SMART BOMB, THRUST, and FIRE buttons to worry about as vacuum-fluorescent ships try to take away the planet's people.

Non-arcade games

Adventure/fantasy-game players have a good selection to choose from this year. One of the most appealing is Mattel Electronics'

LCD *Dungeons & Dragons* pocket game. About the size of a credit card, and perhaps ¼-inch thick, the game puts you in a maze of rooms. Hidden among the rooms are a dragon, an arrow with which to slay the dragon, bats that can pick you up and drop you anywhere, deep pits, and ladders to help you out of the pits. Your goal is to deduce the location of the dragon, and attack it from an adjacent room. The detailed display keeps you entertained with such things as a depiction of your warrior using his ladder to climb out of a hazardous pit. Rooms are numbered in a grid pattern to help you picture in your mind where you are in relation to dangers you've experienced. Because of its small size (offering extreme portability) and reasonable price (under \$35), Mattel's pocket *Dungeons & Dragons* just might be the most popular handheld of the year.

Some favorite board games have been updated through elec-



ANOTHER ARCADE GAME in handheld form, *Super Cobra* from Entex can be played by one or two persons.

Applied Concepts, Inc.
207 North Kirby St.
Garland, TX 75042

Bambino, Inc.
2049 Century Park East
Los Angeles, CA 90067

Bandai America, Inc.
6 Pearl Court
Allendale, NJ 07401

Coleco, Industries, Inc.
200 Fifth Ave.
New York, NY 10010

ELECTRONIC HANDHELD AND TABLETOP GAME MANUFACTURERS

Entex Industries, Inc.
303 W. Atresia Blvd.
Compton, CA 90220

Fidelity Electronics, LTD.
8800 N.W. 36th St.
Miami, FL 33178

Mattel Electronics
5150 Rosecrans Ave.
Hawthorne, CA 90250

Milton Bradley
PO Box 3400
Springfield, MA 01101

Parker Brothers
50 Dunham Road
Beverly, MA 01915

Radio Shack
One Tandy Center
Fort Worth, TX 76102

Selchow and Righter
2215 Union Blvd.
Bay Shore, NY 11706

SciSys Computer, Inc.
Suite 7967
One World Trade Center
New York, NY 10048

Tomy Corp.
901 East 233 St.
Carson, CA 90745

Tryom, Inc.
23500 Mercantile Road
Beachwood, OH 44122



MONOPOLY PLAYMASTER from Parker Brothers does not replace the popular board game, but instead becomes part of the action.

ONE OF THE MOST POPULAR arcade videogames of all times, *Pac-Man*, and *Pac-Man*-type games are available in a wide variety of home versions including this tabletop one from Coleco.



tronics this year. Milton Bradley's popular *Stratego* is now also available as *Electronic Stratego*, a clever version that adds sound effects and interesting play aspects to an already good strategy game (under \$50).

Of course, *Monopoly* has not been immune from some electronic wizardry. Thus, this year we see *Monopoly Playmaster* (about \$65) from Parker Bros., makers of the board game. *Playmaster* does not replace the board game, but becomes integrated into board play, speeding up the game all the way through. It rolls electronic dice for each player, forces auctions of unowned properties, and gets the negotiation process among players going more quickly. Sound effects are added, like the tune "I've Been Working On The Railroad" when someone lands on a railroad property, or "Taps" when a player goes bankrupt.

For those with a taste for the more traditional board games, several manufacturers (Mattel, Fidelity, Tryom, SciSys, Novag, Applied Concepts, and others) offer electronic versions of chess and/or backgammon. Selchow and Righter, makers of the very popular word game, *Scrabble*, also offer an electronic word game, *Lexor*.

Even a few old favorite electronic games are getting updated this year. Mattel Electronics, who started the handheld business "way back" in 1978 with a couple of sports games, brings a new car-racing game (*Speed Freak*) and two new football games—all using detailed LCD displays. One of those, *Long Bomb Football* (under \$40), gives you a chalkboard view (X's and O's) of five players each for offense and defense. As quarterback, you first program how long a pass you want to toss (6, 10, 20...etc. yards). You then hike the ball and dodge defensive tackles while giving your receiver time to get downfield. When you think it's time, you let 'er go and see the players and field scroll under the ball. As the scrolling begins to slow (indicating that the ball is starting to come down), you've got to position your receiver under the ball just right—otherwise it's an incomplete pass, or even an interception! Other entertaining sports-type games are made by Coleco and Bambino, among others.

The immensely popular *Merlin*, by Parker Bros., is joined by *Blue Master Merlin* (about \$45), that offers nine new activities around a lighted keyboard similar to its little red brother.

Radio Shack offers a line of handheld games; new models are usually introduced in time for Christmas.

Choosing a game

There is plenty to choose from this year in handheld and tabletop electronic games. If it's at all possible, play with the games you're interested in at the stores before you buy them. If you're looking for an arcade replica, for example, the vacuum-fluorescent or LCD display may not measure up to the standards you had in mind. (However, Entex has announced a cartridge-accepting stand-alone game for about \$75 that has a 6000-dot matrix display.)

Also, see how well you score your first couple of times "at bat"—even on the higher-skill levels. If you do well, then it's a sure thing you'll be able to master the game too quickly and soon put it away on a shelf to be forgotten. The trick in choosing a good game is finding one that is challenging even after a lot of play.

Take your time and be selective, and you'll find the game that brings you and your friends or family the most fun.

R-E



THIS CARTRIDGE-PROGRAMMABLE STAND ALONE, recently announced by Entex, promises better graphics than any other handheld or tabletop game.

How To Design ANALOG CIRCUITS Special Purpose Diodes

Diodes can do more than just rectify AC. Here's a look at some of the specialized diodes, including varactor and tunnel diodes.

MANNIE HOROWITZ

LAST MONTH, WE DISCUSSED JUNCTION diodes and Zener diodes. We looked at their characteristics and how circuits are designed using them. However, the term "diode" encompasses more than just junction and Zener diodes. This month, we will expand our discussion of diodes to include the "specialized" diodes such as tunnel, pin, and varactor diodes.

Tunnel diodes

When both semiconductor slabs of a junction diode are much more heavily doped, the diode characteristic curve changes dramatically. In fact, the characteristic curve no longer resembles that of a standard junction diode. The new device is called a *tunnel diode* and a typical characteristic curve is shown in Fig. 1. Here, the current through the tunnel diode rises rapidly until it reaches a peak. The peak occurs when about 0.07 volt is applied across the diode. The peak current is I_p and the voltage

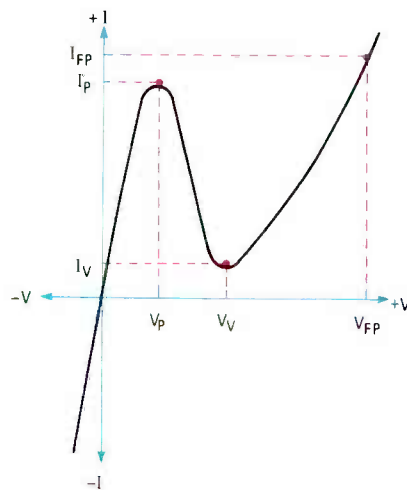
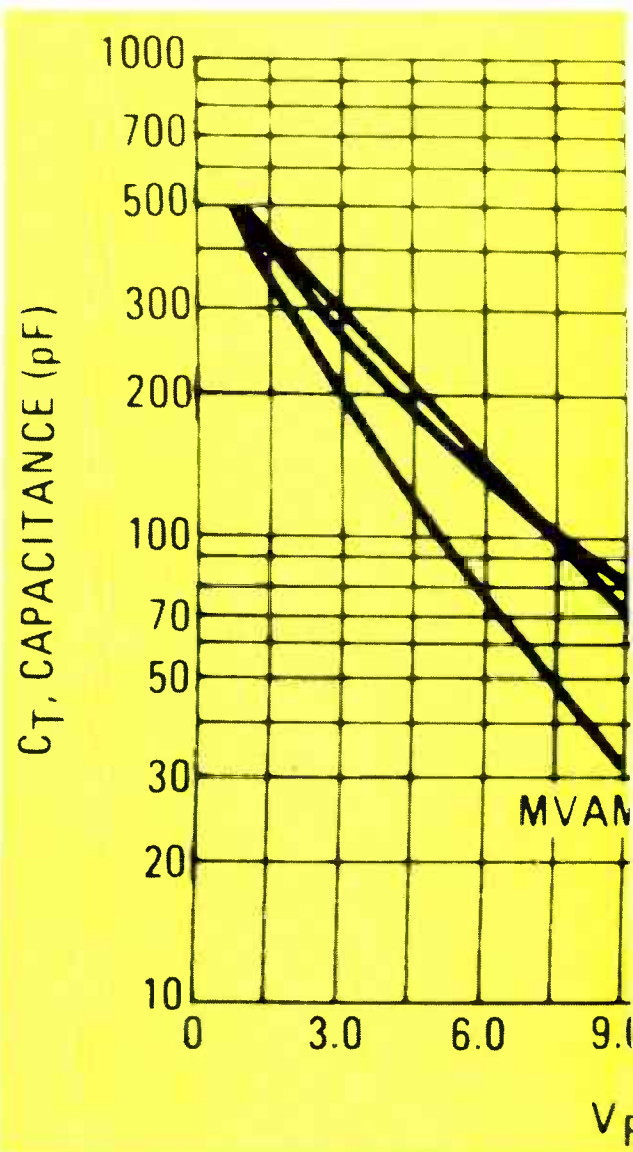


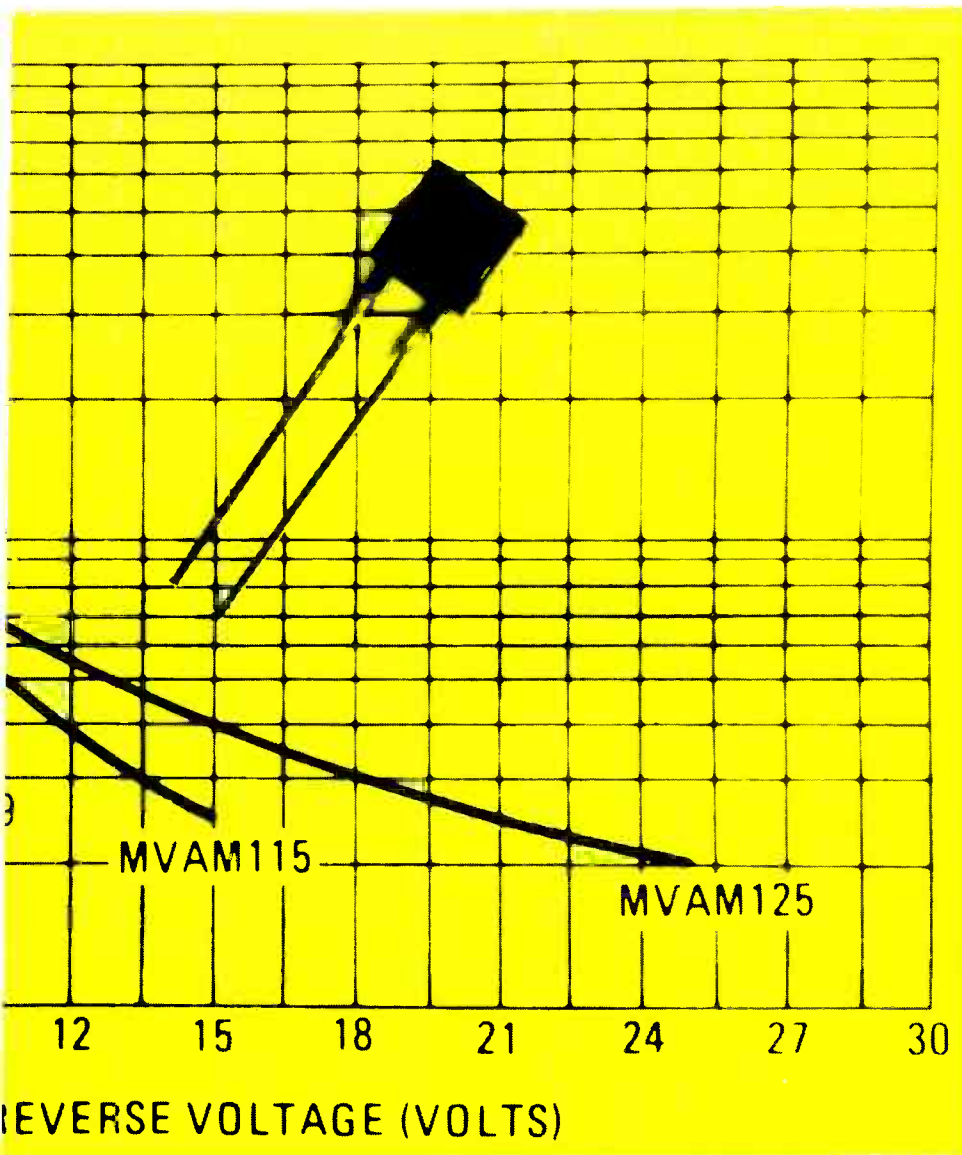
FIG. 1—TUNNEL-DIODE characteristics are due to doping the semiconductor material heavily. Maximum allowable forward current through the diode is I_{FF} , so forward voltage must not exceed V_{FF} .

at which it occurred is V_p . As the voltage across the diode is increased further, you would expect the current to rise. Instead, the current drops and keeps on dropping as the voltage keeps on rising. The current continues to decrease until a voltage, called the valley voltage (V_v), is applied across the diode. At that voltage, between 0.3 and 0.6 volt, the characteristic reverts to that of an ordinary junction diode. The current begins to rise with an increase in voltage.

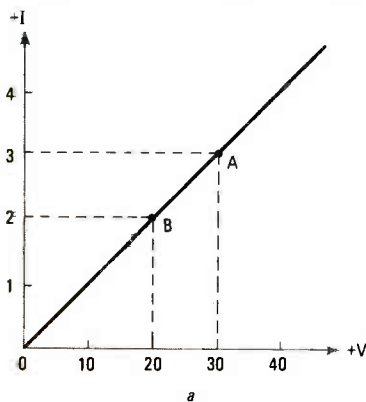
Taking a closer look at the characteristic curve in Fig. 1, we get one very important bit of information. When the current rises as the applied voltage is increased, the AC resistance (equal to V/I), is positive. We can see that more clearly with the help of Fig. 2-a. The AC resistance of that rising characteristic, is $V = 30 - 20 = +10$ divided by $I = 3 - 2 = +1$, or $+10 \div +1 = +10$.

Figure 2-b shows a characteristic where the current drops as the voltage is increased.





Calculating the AC resistance for Fig. 2-b: $V = 20 - 30 = -10$ and $I = 3 - 2 = +1$, so the AC resistance here is $-10 \div +1 = -10$. The minus sign indicates that the slope of the line in Fig. 2-b is negative.



The line represents the characteristics of a negative resistance.

Using that information, we can see two positive slopes or resistances on the tunnel-diode curve in Fig. 1 and one negative

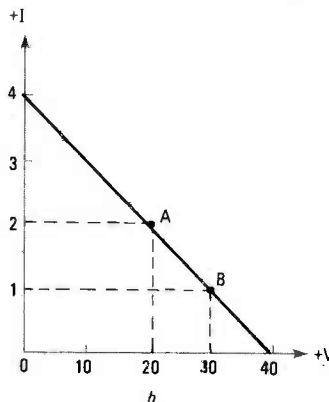


FIG. 2—SEMICONDUCTOR DEVICES can have both positive and negative resistance characteristics. A positive-resistance characteristic is shown in a, and a negative-resistance characteristic is shown in b.

slope. The negative slope indicates that the diode behaves as a negative resistance when the applied voltage is between V_p and V_v .

The tunnel diode is a high-speed device; as such, it is used primarily in high-frequency applications. Applying those characteristics, the tunnel diode is used primarily as an RF oscillator, high-speed switch, or an RF amplifier. Let's see how.

Tunnel-diode applications

As an amplifier, the tunnel diode should be biased at about the center of the negative-resistance slope of the curve. That spot is referred to as the *inflection point*. Current at that point, I_0 , is usually equal to about $I_p \div 2$. The current I_0 is also known as the inflection current. The load at the output of the amplifier can be an L-C-resonant tank circuit, or it can be a simple resistor.

A tunnel-diode amplifier circuit using a load resistor is shown in Fig. 3. The diode is forward-biased by battery B1 through resistors R_1 and R_L so that with no input voltage, the current through the diode is equal to I_0 . With no input signal, a constant voltage is developed across load resistor R_L equal to $I_0 \times R_L$. Should the RF input signal be at its peak amplitude, the current flowing through the diode is reduced, thereby reducing the instantaneous voltage developed across R_L . During the negative-voltage portion of the input cycle, current flowing through R_L increases in the positive direction. The voltage across R_L is now at a peak. The ratio of the peak-to-peak voltage developed across R_L to the peak-to-peak input voltage, is the voltage gain of this circuit.

If the amplifier is to do its job properly, the bias voltage must be stable. It must operate within its frequency limits. To meet that requirement, the input frequency should be less than one-third of R_0 , a quantity specified in the data sheets as the *resistive cut-off frequency* of the tunnel diode. Another specified value is f_{x0} , the *self-resonant frequency* of the diode. The signal to be amplified must also be below that frequency. Proper amplification also requires a relatively low noise level, so that the noise will not mask the amplified signal. Diodes can be judged for that factor by considering the product $10 \times I_p \times R_n$, defined as the *noise constant*. Here R_n is the resistance at the negative portion of the diode characteristic. The noise produced by a tunnel diode is lowest when the noise constant is lowest.

Similar requirements must be taken into account when the diode is used in a negative-resistance oscillator circuit. Such a circuit is shown in Fig. 4. The tunnel diode is again biased in the negative-resistance region. Resonant circuit L-C has resistance losses, due to its components. The negative resistance of the diode compensates for those losses.

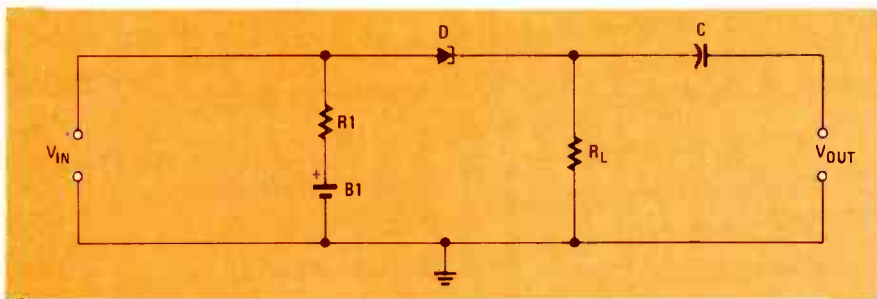


FIG. 3—RF AMPLIFIER using a tunnel diode. The tunnel diode is biased in the negative-resistance portion of the characteristic curve.

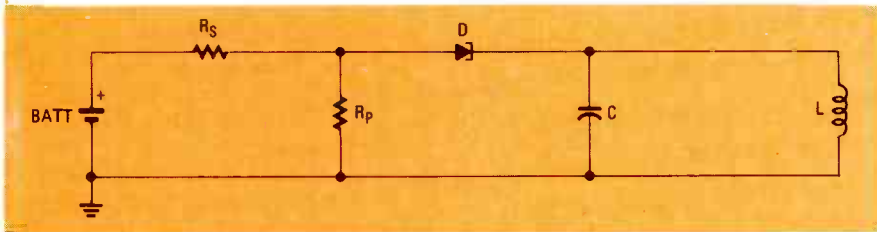


FIG. 4—RF OSCILLATOR using a tunnel diode. The negative-resistance characteristic of the tunnel diode overcomes the losses in the tank circuit.

The L-C circuit must be adjusted so that the circuit oscillates below the *resistive cut-off frequency*, f_{ro} . Care must be exercised when constructing the circuit so that the diode leads, as well as all other leads, are kept as short as possible. Otherwise the gain and output power will be limited at high frequencies. Use diodes with high I_p specifications to maximize the possible output signal.

A tunnel diode can be used effectively as a switch, because of its high-speed capabilities. Such a switching application is shown in Fig. 5. The diode is biased in the positive-resistance portion of the curve closest to the y-axis. The voltage across the diode at that point is less than V_p (see Fig. 1). A positive trigger-pulse raises the current through the diode to I_p . Because the current cannot go above I_p , the operating point jumps to the second positive-resistance portion of the curve, farther from the y-axis, and remains there. It stays there so long as there is no negative pulse applied to the circuit. Once a negative-voltage trigger-pulse is applied, and if it is of sufficient magnitude, the current drops below I_v . Because current cannot go below I_v , the operating point jumps back to the original positive-resistance section of the curve. Now the output voltage is relatively low and remains at that level until there is once again a positive trigger-pulse. The circuit, therefore, has two stable states; one state is when the output voltage is high and the other state is when the output voltage is low. The state the circuit is in depends upon the polarity of the last applied input pulse. The circuit in Fig. 5 is consequently referred to as a bistable switching circuit.

Applications can also be found that use the reverse-bias characteristics of the tunnel diode. Here, reverse current increases with increasing reverse voltage. Note, however, that unlike a standard junction diode, the

reverse-current flow starts when the reverse voltage is just above 0 volts. A diode having that characteristic is known as a *unitunnel* or *back diode*. Since a reverse voltage of only slightly more than 0 volts is required for the diode to conduct, minute signals can be handled successfully by circuits using that device. Consequently, the back diode can be used as a high-frequency detector or mixer.

Pin diodes

Pin diodes are ultra-high-speed devices that are used primarily in switching circuits, where the speed of operation must be above 300 MHz. Those devices are formed by sandwiching a high-resistance material between the n-type and p-type slabs of a conventional junction diode. Consequently, the pin diode behaves as a conventional junction diode at relatively low frequencies and as a resistor at high frequencies. The frequency at which the transition occurs can be calculated using a specification that is found in the data sheets for pin diodes. That specification is commonly called the *recombination lifetime* or the *effective minority carrier lifetime* and its symbol is τ . The frequency at which the diode action stops, and the resistance characteristic takes over, is $f_o = \frac{1}{2} \times \pi \times \tau$.

At frequencies above f_o , the pin diode behaves as a current-controlled resistor.

The actual resistance can vary from one ohm to more than 10,000 ohms depending on the current flow through the pin diode. The resistance at a given current flow is approximately equal to $48/I$, when I is expressed in milliamperes.

The pin diode can function as an RF switch because its RF resistance is a function of the amount of direct current flowing in the device. In this application, the diode can be wired across a circuit carrying the RF signal, as shown in Fig. 6. The RF choke prevents the RF signal from shorting to ground through the power supply, and resistor R sets the DC bias current when switch S is closed. When switch S is closed and the DC current in the diode is high, its resistance is low and the RF signal is shorted to ground. No, or very little, signal passes to the output. But the pin diode does not impede the RF signal when the DC bias current is low. Now its resistance is high and its shunting effect on the signal is negligible.

That resistance variation with applied current can be used effectively for other purposes. Audio can be applied to the diode rather than a fixed DC voltage. Now the resistance variations of the pin diode will follow the amplitude variations of the audio signal. Used in the circuit previously described, where the diode shunts the RF signal, the RF signal level will now follow the variations in the applied audio. In that fashion, the pin diode performs an amplitude-modulating function.

Junction diode switches

Getting back to the standard PN junction diodes, those too can serve as switches. Switching cannot be as fast as with pin diodes, but the junction diode can do a competent job at lower frequencies. Switching characteristics and abilities are based upon the fact that diodes are practically short circuits when forward-biased and open circuits when reverse-biased. A circuit using the junction diode as a switch is shown in Fig. 7.

The diode is forward-biased and conducting when the switch is set to ON. Now the audio signal will pass through the diode to the output. The two capacitors prevent any DC from appearing at either the input or output terminals. When the switch is set to OFF, the anode of the diode is negative with respect to the cathode. The diode is reverse-biased and no significant amount of current will flow. Obviously, the peak amplitude of the audio signal must not exceed the DC voltage level or the diode will be-

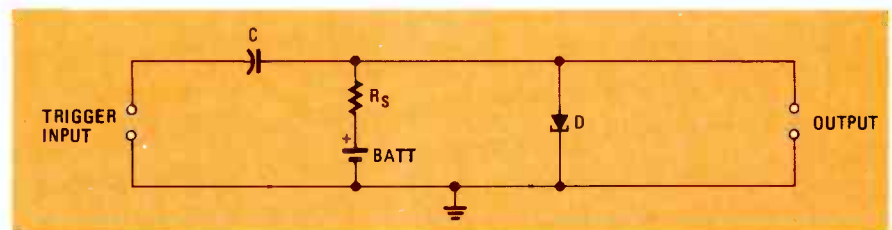


FIG. 5—A BISTABLE SWITCHING circuit using a tunnel diode. The circuit changes state in response to trigger pulses.

come forward-biased and conduct.

A very fast-acting switching circuit can be constructed using the *snap-off* or *step-recovery* type junction diode. Here, charge is stored in the diode when it is forward-biased. After being reverse-biased, the charge is depleted. The diode turns off instantly once the charge is no longer present.

When ordinary diodes are switched off, a reverse current keeps flowing for a short interval. Then the reverse current diminishes slowly until no significant amount of current is left to flow. Should the snap-off diode be used, the reverse current shrinks to zero in a practically infinitesimal time.

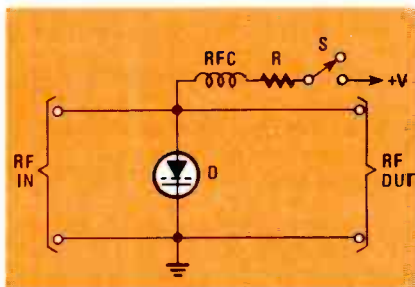


FIG. 6—PIN DIODES are commonly used in high-frequency switching circuits. Here, a DC voltage switches the RF signal on and off.

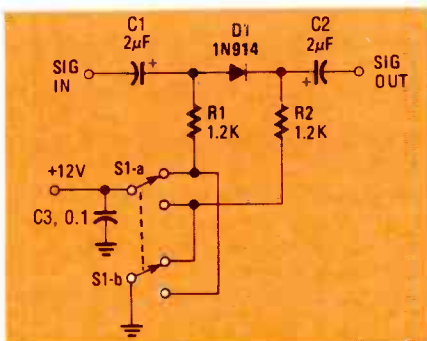


FIG. 7—STANDARD JUNCTION DIODES can be used in low-frequency switching circuits. Here, a DC voltage switches an audio signal on and off.

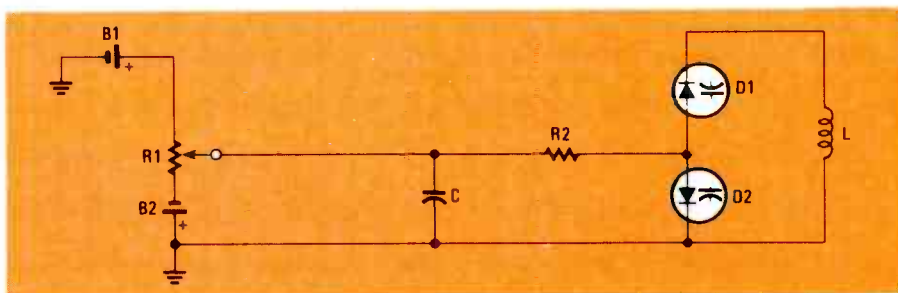


FIG. 8—VARACTOR DIODES are voltage-variable capacitors. In the circuit shown, a DC voltage is used to tune a tank circuit.

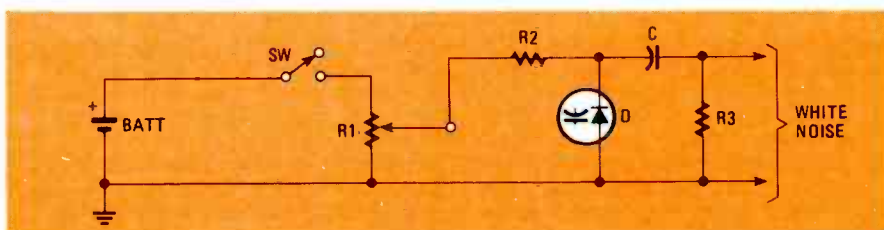


FIG. 9—SPECIALLY SELECTED VARACTOR diodes are used to generate white noise by biasing the varactor close to the reverse breakdown-voltage point.

A similar switch-off characteristic is reflected in the performance of the hot-carrier diode. However, that is not a junction diode, but is constructed from a metal and a semiconductor. The metal has a sharp point where it contacts the semiconductor and the diode is referred to as a point-contact diode. In all point-contact diodes, the metal behaves as an anode while the semiconductor is the cathode. The forward-bias characteristic curve does not rise as quickly as does the curve of the junction diode. Reverse-leakage current is seldom as low as it is with a standard PN junction diode. Despite those drawbacks, the point-contact device is very useful up to frequencies of about 3 GHz.

Varactors

As you may recall from our discussion last month, a depletion region exists at the junction of the n-type and p-type slabs in a standard junction diode. That region behaves as an insulator. Because that type of region exists between two semiconductor slabs, a capacitor is formed in the diode. The capacitance can be measured between the leads connected to the n-type slab and the lead connected to the p-type slab.

A *varactor* or diode is a junction diode specifically designed to take advantage of that capacitance. The capacitance is not a fixed value. It is a function of the reverse voltage applied across to the varactor diode. Capacitance will decrease as the reverse DC voltage is increased. That is due to the widening of the depletion region with the increase in voltage. The varactor diode, therefore, behaves as a voltage-variable capacitor. Capacitances as high as 2000 pF can be attained.

The figure of merit, *Q*, of a varactor diode is the ratio of capacitive reactance to the resistance of the diode. It is typically about 300, but in some instance it can be as low as 50.

Varactors are used as tuning devices in RF circuits. One such arrangement is shown in Fig. 8. Here, the RF circuit consists of *L* in parallel with two varactor diodes, *D1* and *D2*, connected in series. The resonant frequency is:

$$f_o = \frac{1}{2 LC} \quad (1)$$

where *L* is the inductance of the coil in Henrys and *C* is the total capacitance of the two diodes and expressed in Farads. The total capacitance of the two diodes is

$$C = \frac{C1 \times C2}{C1 + C2} \quad (2)$$

where *C1* is the capacitance of *D1* and *C2* is the capacitance of *D2*.

Varactors are non-linear devices; the capacitance varies in a non-linear fashion with the applied voltage. They are frequently used instead of mechanical variable capacitors as tuning devices in radios and television sets. They can also serve in switching applications, harmonic-generating circuits, in parametric-amplifier circuits, and so on.

White-noise generator

Varactors, like other junction diodes, will break down and conduct if the reverse voltage applied to it is great enough. As the breakdown voltage is approached, random voltage-irregularities are present in the device. Those irregularities can be used in a circuit to generate white noise. Specially selected diodes that are capable of producing high levels of noise are used for that application.

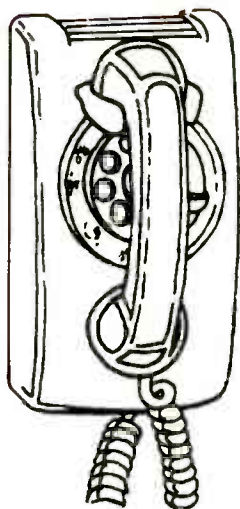
White noise is a signal composed of different frequencies. Each frequency has identical energy. Frequencies theoretically present in the signal are from 0 Hz to ∞ Hz. In audio applications, white noise sounds like the "hiss" heard when tuned between channels of an FM radio.

To produce white-noise efficiently, the circuit in Fig. 9 may be used. Because white noise is at its maximum when the voltage applied to diode *D* is at a specific value, potentiometer *R1* is used to obtain that specific voltage. Switch *S1* is simply the ON/OFF switch. Load resistor *R3* should be a high value, about 1 megohm, to prevent loading the diode. Capacitor *C* passes the white noise to the output; it should be large enough so as not to affect the low frequencies in the white-noise signal.

Photodiodes

Photoresistors are single-slab semiconductors. When exposed to light, their resistance drops. A similar optical-electrical relationship can be established for the photodiode. Current will flow through that device if it is first reverse-biased by a voltage and then exposed to light. Barring any circuit limitations, the quantity of current increases linearly with the amount of light hitting the junction. Thus if the light inten-

continued on page 109




CALL NOW

**AND
RESERVE
YOUR SPACE**


- 6 x rate \$550 per each insertion.
- Reaches 220,500 readers.
- Fast reader service cycle.
- Short lead time for the placement of ads
- We typeset and layout the ad at no additional charge.

Call 212-777-6400 to reserve space. Ask for Arline Fishman. Limited number of pages available. Mail materials to: mini-ADS, RADIO-ELECTRONICS, 200 Park Ave. South, New York, NY 10003.




AT LAST! COMPLETELY REPAIRABLE TEST PROBES. MICROPROBES from Huntron Instruments feature a needle-sharp stainless steel point on a telescoping, length adjustable electrode insulated to withstand 1KV right down to the ground tip. Super-Slim valox probe bodies and 5 foot superflex leads. **All parts are replaceable! \$9.95 + \$3.50 handling.** Add CALIF. or WASH. tax. **Visa/Mastercharge accepted.** Huntron Instruments, 15123 Hwy. 99 North-Lynnwood, WA 98037 (800) 426-9265.

CIRCLE 45 ON FREE INFORMATION CARD



AMATEUR MICROWAVE RECEIVER SYSTEM (pictured) provides wide-band, high gain reception of amateur television transmissions from 2.1 GHz to 2.6 GHz. View on your television. Order MA1: **\$169.95.** **MICROWAVE TELEVISION EDUCATION MANUAL** includes detailed microwave downconverter, power-supply, and antenna plans: **\$16.25.** **SUBSCRIPTION TELEVISION EDUCATION MANUAL: \$14.95.** Add 5% shipping and handling. **Informative catalog: \$2.00.** **ABEX, P.O. Box 26601-RE, San Francisco, CA 94126-6601.**

CIRCLE 48 ON FREE INFORMATION CARD



2300 MHz DOWNCONVERTER kit for Amateur microwave reception. \$35.00 postpaid. Highest quality components. Send SASE for information filled catalog of other converter kits, preamps, accessories and parts. **VISA and MASTERCARD accepted.**

SMP - Superior Microwave Products, Inc.
PO Box 1241 Vienna, VA 22180
1-800-368-3028 1-703-255-2918


CIRCLE 46 ON FREE INFORMATION CARD



ONE MAN CRT FACTORY, easy operation. Process new or rebuild old CRT's for tv's, bus. machines, monitors, scopes, etc. Color, b&w, 20mm, foreign or domestic. 3x6 ft. space required. Profits??? Average CRT rebuilding cost — \$5. Sell for \$100 = \$95 profit; x 5 CRT's = \$475 daily; x 5 days = \$2375 weekly profit. Higher profits outside U.S.A. Investigate this opportunity today. We service the entire world. Write or call:

CRT Factory, 1909 Louise St., Crystal Lake, Il. 60014, (815) 459-0666.

CIRCLE 51 ON FREE INFORMATION CARD



COVER STORY AUDIO KITS from *Radio-Electronics* 5-6/78, 2/80 and 3-4/81. Our \$100 Graphic Equalizer (.02% THD, 12 bands, 92dB S/N), \$40 PLM-1, and \$110 ASRU (Noise Filter/Expander increases dynamic range by 18dB) are attractive, excellent performers. Free shipping with prepaid orders. Free catalog. M/C, VISA. (303) 667-1662. **Symmetric Sound Systems, Inc., 912C Knobcone Place, Loveland, CO 80537.**

CIRCLE 47 ON FREE INFORMATION CARD



UNGAR'S NEW 9300 SERIES SOLDERING IRONS Lightweight, cool, cushioned handle for operator comfort. The THERMO-DURIC[®] heater utilizes thick-film technology to achieve higher insulation resistance levels and resulting reductions in leakage currents that could damage microelectronics. Thermally efficient design provides faster heat-up, quick recovery for optimum results. Five interchangeable tips. Two models, #9370 (700°F), and #9380 (800°F). **Sugg. Retail Price \$28.95.** Contact your Ungar Distributor, or Ungar, Division of Eldon Industries, Inc., P.O. Box. 6005, Compton, CA 90220, (213) 774-5950, (800) 421-1538.

CIRCLE 49 ON READER SERVICE CARD



CHRONO-MODULE FOR APPLE II **FEATURING:** Y/M/D, H:M:S, day of week. SW. select int. H,M,S with software disable 1 K fast CMOS RAM, write disable SW. & battery backup makes RAM act like a fast eeprom. 4 software selectable 256 byte pages. 3 drivers supplied to put time date on: video display, into a string, and time stamp disk files. **Price \$125.00.** **Microcomputer Division of US Module, Inc., 2801A Broadbent Parkway N.E., Albuquerque, New Mexico 87107, 1-800-545-6294**

CIRCLE 50 ON READER SERVICE CARD

DAVID BECKER

Part 3

THE FINAL PART OF this article will discuss testing and alignment procedures for the R2B satellite-TV receiver.

Before applying power to the receiver, inspect the PC board carefully for solder bridges and for unsoldered connections, and make sure that all the components are in the correct locations and are oriented properly. Errors in soldering and component orientation are responsible for 90% of all problems. If everything seems to be in order, apply about 18-volts AC to jack J5 on the main board and measure the output voltages of the three regulators. If they are correct (15 volts from IC11, 12 volts from IC12, and 5 volts from IC13), you're ready to begin alignment of the receiver.

70-MHz IF stage and 1170-MHz oscillator

If you bought the complete R2B from the supplier in the Parts List, you'll find that the second-IF section and 1170-MHz oscillator have already been aligned. The reason for that, as you will see shortly, is that those sections require special test equipment—that may not be readily available to you—for alignment. To align the 70-MHz IF filter, you'll need a CATV-type sweep generator with markers at 60, 70, and 80 MHz, and an extended-response oscilloscope with an external-trigger input. (The tuning-coil adjustments are highly interdependent, and tuning the filter point-by-point using an ordinary signal-generator can be quite frustrating, if not impossible.)

Figure 22 shows a block diagram of the equipment used for the IF sweep-alignment. The output of the sweep generator should be injected into the circuit at TP1, and the output of the filter section taken from TP2. Adjust coils L2-L6 for a bandpass of approximately 20-25 MHz centered on 70 MHz. As shown in Fig. 23, the dip (or peak) in the waveform viewed on the scope should not be more than 0.1 dB. The gain through the system (TP1 to TP2) should be at least 25 dB. Figure 24 shows the component side of the PC board and indicates the various test- and adjustment points.

A rough alignment can be performed by preadjusting the IF coil-slugs a specific number of turns out from the bottom of the coil forms. That will generally get you "in the ball park" and provide a usable IF bandpass. Be careful when turning a slug down to the bottom of the form—do not force it—since the slugs are quite brittle and crack easily.

The procedure to follow is to adjust each slug so that it is at the bottom of its travel, and then back it out a specific number of turns. The slugs of L2 and L6 should be

SATELLITE TV RECEIVER

Aligning a TVRO receiver can require some complex and expensive equipment, but it's possible to do an acceptable job without it. The final part of this article describes both methods.

backed out eight turns, those of L4 and L5 five turns, and that of L3 just three turns.

Whether you use the former (sweep-generator) method or the latter, when you

have finished, jumper the rearmost two pins of TP1 together to complete the path from the mixer to the 70-MHz IF.

The next step is to align the high (1100-



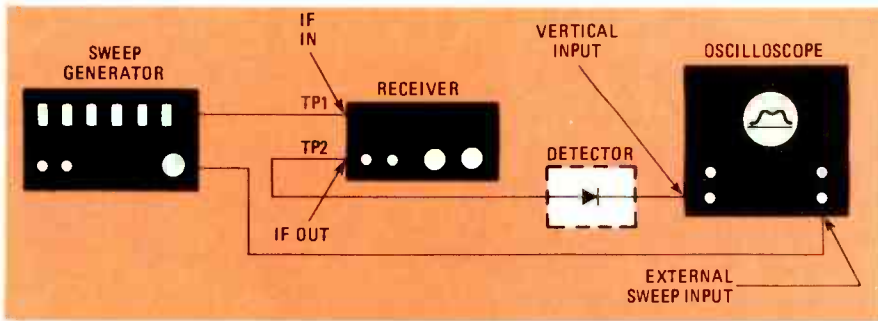


FIG. 22—ARRANGEMENT FOR PERFORMING IF alignment on satellite-TV receiver. See text for equipment requirements.

MHz) IF stage. If you have access to a spectrum analyzer and tracking generator, it's simple, but—alas—most of us are not that lucky. Fortunately, it's possible to "rough-align" this section and then peak each adjustment while receiving a satellite signal. Capacitors C4, C5, C9, and C10 are piston types in which the piston screw is part of the capacitor itself. That means that you must use an insulated tuning-tool to adjust them. The tool must be totally plastic (or some other insulating material) and must *not* contain any metal. Each screw should be backed out exactly five turns from its bottom position. The results should be quite good, but response can be peaked up later using an off-the-air signal.

The second local-oscillator is the last high-frequency section to be aligned, but it is far from being the least important—the operation of the entire receiver depends on its being properly adjusted. If you purchased the receiver in kit form, the alignment was done for you; if you're building from scratch, now's the time to make friends with your local cable-TV operator.

Probably the best way to align this stage is to observe its response on a calibrated spectrum-analyzer. (Those analyzers are quite sensitive and just holding an input lead near the local oscillator will cause its "pip" to be displayed clearly.) It's then just a matter of adjusting C18 until the "pip" is at 1170 MHz.

An alternate calibration method uses a sensitive (5-10 mV) frequency counter, capable of operating up to at least 1200 MHz. The measurement should be performed without touching any part within the local-oscillator's shielded area. A simple pickup loop is ideal, since bringing it near

the local oscillator will not throw off its frequency significantly, while the counter will still be able to be triggered. When you get a stable reading, adjust C18 for a reading of 1170 MHz \pm 2 MHz.

As a last resort, if you don't have access to any of the equipment mentioned, back C18's alignment screw out 4½ turns. That will put you near 1170 MHz and "fudging" the high-IF frequency while peaking up using an off-the-air signal (see below) will balance out the effects of a slightly off frequency second local-oscillator.

Demodulator and tuning alignment

Three more simple adjustments will complete the receiver alignment. First, the divider-bias pot, R13, should be set to mid-range and then fine-tuned using a received signal. Second, the PLL tuning capacitor, C39, should be adjusted in the same manner. Finally, R37, the range-adjustment

potentiometer, will set the maximum tuning frequency of the receiver. To maintain proper front-panel calibration, it should be adjusted to give a reading of 12 volts at TP3 when the tuning dial is set to the transponder-24 position (fully-clockwise). Since that voltage is the control voltage for the first local-oscillator, IC10, you can also check it at the positive lead of C71.

At this point, you can install the receiver board in its enclosure, and the TUNING potentiometer on the front-panel. A suggested front-panel layout is shown in Fig. 25. The rear apron is shown in Fig. 26.

Overall system

Before hooking up the receiver, it is a good idea to verify that the rest of your TVRO system is in good working order. (That way, the receiver cannot be blamed for a problem caused by the antenna or other part of the system.) The simplest—and best—way to check things out is to hook up a receiver that is already known to work well, and to adjust the other components of the system for optimum performance.

The antenna should be aimed at the satellite that provides the weakest signal you intend to watch, and all tune-up procedures carried out while a color-bar pattern is being transmitted (color bars are usually transmitted at low power, and are quite difficult to reproduce well). The reason for choosing those conditions is that they represent the worst signal the receiver will ever have to process—and if it can do that well, it will have no trouble with other material.

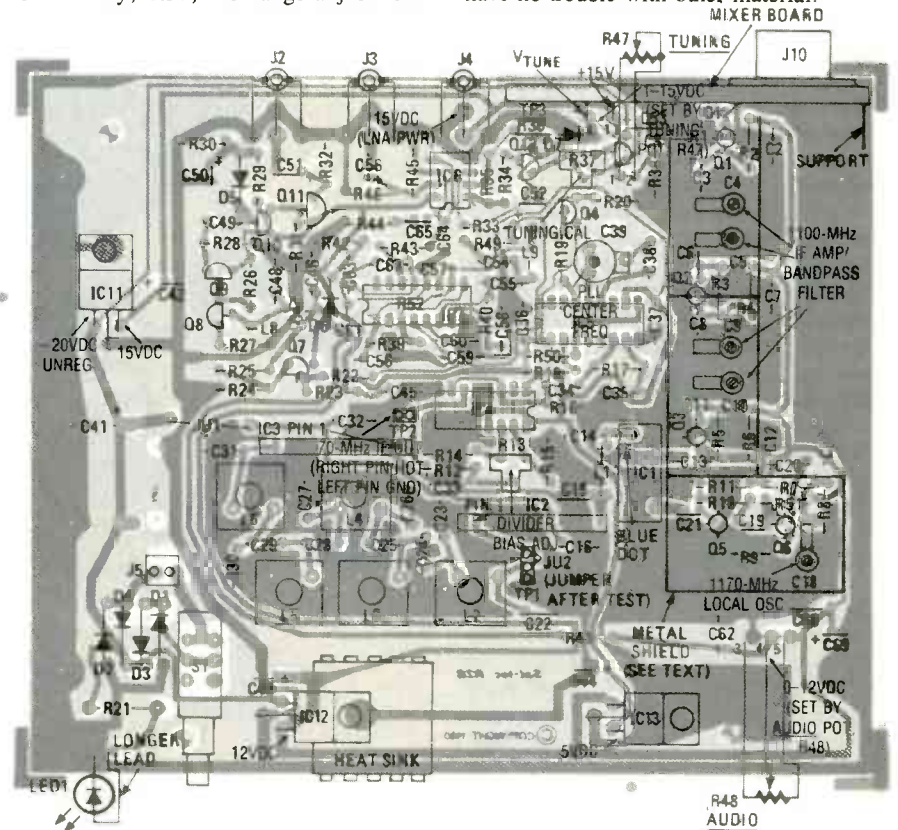


FIG. 24—TEST POINTS and critical voltages involved in alignment procedure. Don't forget to jumper TP1 when you're finished checking out IF stages.

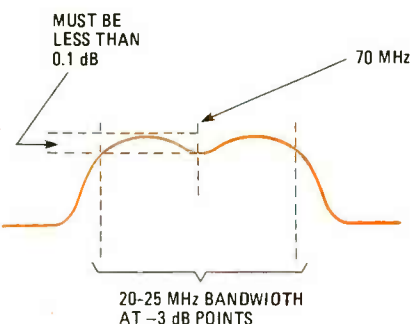


FIG. 23—IF CURVE should not deviate by more than 0.1 dB.

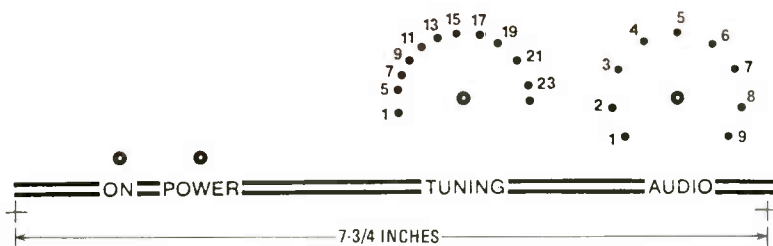


FIG. 25—FRONT-PANEL LAYOUT for receiver. Note that tuning scale is not linear.



FIG. 26—REAR-APRON CONNECTIONS for the satellite TV receiver. If you are not building the kit, any layout that is convenient may be used.

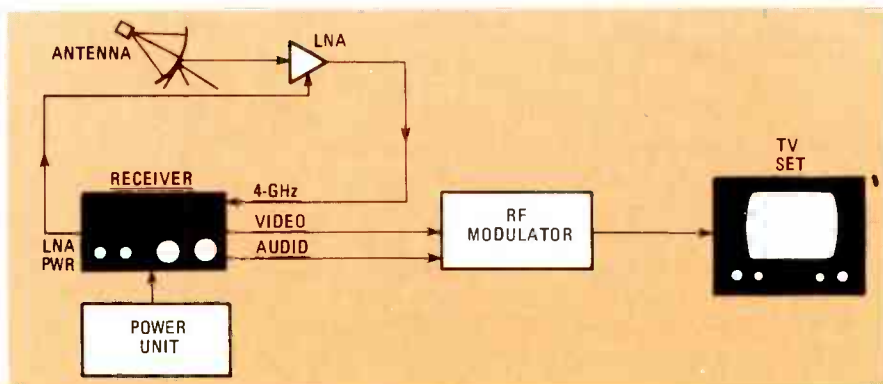


FIG. 27—INTERCONNECTIONS used with R2B receiver. RF modulator must be able to handle video and audio subcarrier.

“Off-the-air” tuneup and final alignment

A representative system-hookup is shown in Fig. 27. Note that the receiver provides baseband video and audio at its outputs, for use with a video monitor. If you use a standard TV set, you'll need an RF modulator with both video and audio capability in order to feed the signal to its antenna terminals.

Power for an LNA is available at J4 or, alternatively, you can feed power to the LNA through the coaxial cable that connects it to the receiver. To do that, just solder a length of wire between the center pins of J4 and J10. Capacitive coupling at the LNA's output and at the input to the receiver will prevent the DC voltage from interfering with the 4-GHz signal.

Knowing that the rest of the system is operating properly, you can proceed with

the final “tweaking.” It is a spellbinding experience to watch the picture improve with each turn of the alignment tool!

With the antenna aimed at a satellite (naturally), turn on the receiver and rotate the front panel TUNING control, R47, while watching for something that looks like a picture. If nothing is found, rotate R13 back and forth slightly for the noisiest and snowiest screen. That should then allow you to tune for a picture. If you still get nothing, double-check your connections to the antenna/LNA system. If you cannot get even a snowy screen, proceed to the troubleshooting section below.

With a picture on the screen, adjust R13 for minimum snow—or “sparklies” as they say in the trade. Then, using the plastic alignment-tool, adjust C39 for the best picture as well as for an equal amount of black sparklies and white ones. Next, adjust capacitors C4, C6, C9, and C10 in the high-IF

The following are available from Ramsey Electronics, 2575 Baird Rd., Penfield, NY 14526: Complete Sat-tec R2B satellite-TV receiver kit with pre-aligned 70-MHz IF and 1170-MHz oscillator sections, \$495.00; completely wired and tested Sat-tec R2B satellite-TV receiver, \$749.95; RM3 RF modulator, \$69.95; Watkins-Johnson V815 oscillator IC (IC10), \$125.00; AvanteK 120°K, 50-dB gain LNA, \$595.00.

The above prices include shipping and insurance charges to points in the U.S. and Canada. Overseas orders please add 15% to cover shipping. MC and Visa accepted.

section for the best picture. Since they are interactive, you should repeat your adjustments several times. Do not, under any circumstances, touch the 1170-MHz local oscillator adjustment, C18, once it has been set by either you or the kit supplier!

The front panel TUNING knob can now be fine-adjusted. Tighten the knob on the shaft of the potentiometer with the pointer at “15” and the shaft set to the middle of its travel, then rotate the knob to “24” and adjust R37 for transponder 24. That should give you good tuning accuracy, but the process can be repeated several times if you like, for more accurate calibration.


Troubleshooting

As was mentioned earlier, the most common causes of problems are poor solder joints, solder bridges, and wrongly placed components. Sometimes you can't see the forest for the trees, so get someone else to look over your work. Measurements of power-supply voltages, as well as tracing the flow of power to each IC and transistor, can be helpful. If you can localize a problem—in the audio stage, one of the IF stages, etc.—so much the better; small parts of a complex circuit are easy to trace.

One problem involved in troubleshooting a TVRO system is that there are so many variables involved. That's why it's best to test your receiver with a system that's known to be in proper operating condition.

A common problem encountered with low-cost dual-conversion receivers is LNA image-noise. Image noise presents itself as excessive sparklies, which no amount of tuning will get rid of. Some LNA designs, particularly a number of the early ones, produce a lot of noise in the 1.5-2.6-GHz range. That problem does not appear in single-conversion receivers, or in high-priced dual-conversion units with input bandpass-filters, but the inexpensive R2B receiver cannot afford the luxury of a built-in 4-GHz bandpass filter. The result is that out-of-band noise from the LNA is converted to the high-IF frequency along with the satellite signal...and there goes the signal-to-noise ratio! The best insurance against that problem is to use a quality LNA of recent manufacture, or, if it proves necessary, to break down and purchase a 4-GHz bandpass filter.

R-E



What would buying
electronic components
be like...

if there were no distributors?

If there were no electronics distributors... we'd have to invent them! As manufacturers of electronic products, we're convinced that the absence of distributors would cripple our industry! You'd have no convenient local source for fast off-the-shelf delivery of needed products. Production lines would grind to a halt... handling small orders would be a nightmare. Paperwork would increase; costs would increase; expediting would increase; chaos would increase.

As a buyer of electronic components, you benefit from the existence of distributors, even when you don't directly utilize their services. They make the factories you deal with direct more efficient—in marketing, in scheduling, in economy of scale. And, whether you need a source for fast delivery of standard products, for comprehensive technical information, or for assistance on any aspect of your procurement function, your local distributor can—and does—fill the bill splendidly.

Distributors help us—by serving you.

As members of the Distributor Products Division of the Electronic Industries Association, the companies bringing you this message are pleased to help "sell the system."

For information about joining with other manufacturers who sell through electronic distributors, contact Herbert Rowe, Vice President, EIA Components Group, 2001 Eye Street N.W., Washington, D.C. 20006. Telephone (202) 457-4900.



DISTRIBUTOR
PRODUCTS
DIVISION

- ALPHA WIRE CORP.
Wire, Cable, Tubing
- AMPEREX ELECTRONIC CORPORATION
Tubes, Loudspeakers, Components
- AMPHENOL NORTH AMERICA
Electrical, Electronic and Fiber-Optic
Connectors
- BELDEN CORPORATION
Wire, Cable and Cords
- BUD INDUSTRIES, INC.
Cabinets and Hardware
- BURNDY CORPORATION
Connectors and Wire Terminations
- CORNELL-DUBILIER ELECTRONICS
Capacitors, Filters and Relays
- CORMING GLASS WORKS
Capacitors and Resistors
- DALE ELECTRONICS, INC.
Resistors, Connectors, Transformers
and Filters
- DIALIGHT
Indicator Lights, LEDs and Switches
- E. F. JOHNSON CO.
Trimmer Capacitors and Connectors
- FUJITSU AMERICA, INC.
Semiconductors, Relays, Connectors
- G C ELECTRONICS
Chemicals, Hardware, Tools and Wire
- GRAYHILL, INC.
Switches and Relays
- INDUSTRIAL DEVICES, INC.
Indicator Light Assemblies and LEDs

- KEYSTONE ELECTRONICS CORP.
Electronic Hardware
- KULKA ELECTRIC CORP.
Terminal Boards and Wiring Devices
- MURATA CORPORATION OF AMERICA
Electronic Components
- OAKTRON INDUSTRIES, INC.
Loudspeakers
- OHMITE MANUFACTURING CO.
Resistors, Controls, Chokes and Switches
- PHILIPS EGG, INC.
Semiconductors, Tubes
- QUAM-NICHOLS CO.
Loudspeakers
- REMEE PRODUCTS CORP.
Wire and Cable
- SIMPSON ELECTRIC COMPANY
Analog/Digital Meters and Test Equipment
- H. H. SMITH, INC.
Electronic Hardware
- SOLA ELECTRIC
Voltage Regulators, Power Supplies,
UPS Systems
- SPRAGUE PRODUCTS COMPANY
Capacitors, Resistors, Transistors, ICs
- STACKPOLE COMPONENTS CO.
Resistors, Switches, and Ferrite Cores
- TRIPLETT CORPORATION
Indicating and Test Equipment

ALL ABOUT PULSE GENERATORS



The results you get using a pulse generator are only as good as the test setup you use. Here are some of the potential problems to watch for, and what you can do to eliminate them.

CHARLES GILMORE

Part 3 WITH ANY SIGNAL source, such as a function generator, a properly terminated transmission line is required to maintain waveform integrity. With pulse generators, however, even more care should be taken to avoid mismatches at any of the connections in a test setup. In this part of our series on pulse generators, we'll see just why that is the case, and what steps should be taken to insure the best results when using those devices. Let's begin by discussing briefly the nature of a pulse generator's output.

Maintaining pulse characteristics

It is known that complex waveforms, including pulses and square waves, can be analyzed using Fourier analysis. Fourier analysis reduces the complex waveform to a sine or cosine waveform of a certain amplitude at the waveform's fundamental frequency. Added to the fundamental is a series of harmonically related sine or cosine waveforms, each of differing amplitude. For example, a square wave contains a sine wave; the frequency of both waveforms is the same. In addition to that sine wave, sine and cosine components are also present at the odd harmonics (third, fifth, seventh, etc.); the amplitude of those components decreases at each succeeded harmonic.

Figure 3 shows the amplitude-versus-frequency display that would be seen on a spectrum analyzer with a square wave applied to its input; the spectrum analyzer actually performs a Fourier analysis. The basic repetition rate of the square wave is f_1 . Frequencies of f_2 , f_3 , etc. represent the second, third, etc., harmonics.

As the rectangular waveform deviates from the perfect time symmetry of the square wave, two important changes in the harmonic content occur. The first is the appearance of even harmonics. The square wave contains only the fundamental frequency and its *odd* harmonics. However,

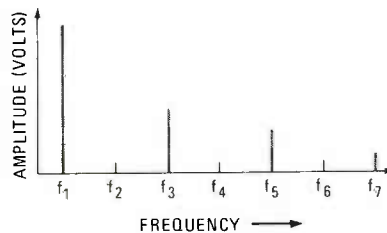


FIG. 3—A SQUAREWAVE as it would be displayed on a spectrum analyzer. The fundamental repetition rate of the square wave is the left-hand signal. Each succeeding signal is that of an odd harmonic.

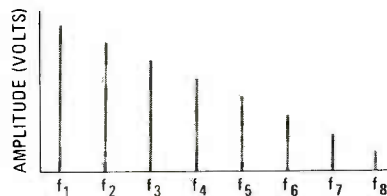


FIG. 4—A NARROW PULSE as it would be displayed on a spectrum analyzer. Note the even harmonic component and the much greater amplitudes of the harmonics.

the rectangular waveform contains both the odd harmonics and the even harmonics of the fundamental repetition rate. Second, the amplitude of the harmonics does not diminish as rapidly as with the square wave. Figure 4 shows the amplitude-versus-frequency display of a spectrum analyzer with a low duty-cycle pulse applied to its input. The amplitude and phasing relationships of those harmonics depend upon the pulse width and the repetition rate.

With the previous discussion in mind, you can begin to understand the problems involved in transmitting a high-frequency pulse signal from one location to another. A rather narrow pulse (one with an extremely low duty cycle) may show a spectral comb

of harmonics whose amplitudes are so close to the amplitude of the fundamental signal as to be almost indistinguishable from it. Frequently, comb generators are used to obtain a high number of harmonics, and a pulse generator may serve that purpose.

Such a situation, however, can make it difficult to use a pulse generator. For example, a pulse that is 100 nanoseconds wide with a basic repetition rate of 1 MHz produces both odd and even harmonics of 1 MHz whose amplitudes are nearly equal to that of the fundamental frequency; those amplitudes remain nearly equal well into the 10- to 15-MHz range. If the system or the interconnections in which the particular pulse will be used cannot handle 10- to 15-MHz signals without significant attenuation or phase shift, severe degradation of the pulse will occur.

One of the first steps that must be taken to preserve the integrity of such a pulse is to terminate properly the transmission line that delivers the pulse from the generator to the load; it must be terminated into a load that is equal to its characteristic impedance. If that is not done, signals will be reflected back to the generator from the termination. Those reflections interact with the oncoming pulses, and degrade the pulse waveshape.

If the transmission line does not have the same characteristic impedance as the generator, an additional problem occurs. Signals that are reflected from the load due to an impedance mismatch, travel down the transmission line until they reach the generator. At that point, the signals once again find a termination (the generator itself) that does not match the characteristic impedance of the transmission line. That causes additional reflections, which then travel toward the load and interfere with both the initial signals and the reflected signals. The end result can be severe pulse distortion.

Even if the transmission line's characteristic impedance matches that of the gener-

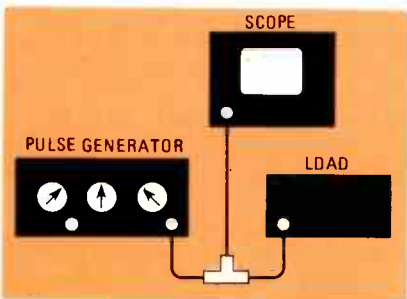


FIG. 5—AN IMPROPER METHOD of connecting an oscilloscope to monitor the output of a pulse generator. For the proper method of making this connection, see text.

Reducing reflections

ator, and it terminates in a purely resistive load that matches the characteristic impedance of the transmission line, the transmission line itself can contribute to pulse degradation. Unfortunately, transmission lines are not lossless. Although losses are usually very small in the low-frequency and DC ranges, the familiar I^2R losses of any transmission line occurs. When a transmission line (such as a coaxial cable) carries a narrow pulse, however, high-frequency losses will then cause additional problems.

If losses within the transmission line become substantial within the first decade of harmonics, pulse-waveform degradation occurs because of the improper relationship between the amplitude and phase of the high-frequency harmonics and the pulse's fundamental-frequency repetition rate. To avoid that problem, low-loss cable should be used wherever possible. Fairly low-cost coaxial cable, such as RG-58/U, is acceptable provided that the length of the cable is shorter than 30 feet and the frequency of the signal is kept below the 200- to 300-MHz range.

It must be emphasized that the termination must not only match the characteristic impedance of the transmission line, but it also must be purely resistive. Often, the pulse waveform is somewhat degraded when an in-line terminator driving a higher-impedance capacitive load is used. That results in a load whose resistive component approaches the transmission line's proper characteristic impedance, but with some additional capacitive effects.

Another cause of reflections within a transmission-line system is a discontinuity such as that caused by the insertion of extra connectors as shown in Fig. 5. In that figure, the transmission line leading from the pulse generator to the load is tapped by a T-connector that allows the pulse to be observed using an oscilloscope. If the frequencies involved are low enough, the pulse width is great enough, and the rise times are not particularly fast, the effect of the connector may be negligible. If the load is 50 ohms and the scope's impedance is 1 megohm shunted by a few picofarads (as it is in most oscilloscopes) reflections occur at the oscilloscope. If the cable to the scope is long enough, those reflections degrade the pulse on the main transmission line.

To reduce that pulse degradation substantially, the T-connector can be connected directly to the oscilloscope so that only minor reflections occur at the leading and trailing edges of the pulse. A somewhat passable solution that can eliminate some of the discontinuity and still maintain the basic integrity of the pulse waveform is to run two equal lengths of 93-ohm cable from the T-connector to the load, and from the connector to the oscilloscope. Each cable must be terminated by a 93-ohm in-line terminator. At the T-connectors, the two cables combine to be slightly less than 50 ohms, which is a closer match to the 50-ohm cable.

There are still some discontinuities in that system, however, since a 50-ohm T-connector is being used to combine 93-ohm and 50-ohm cables. Also, having 93 ohms in parallel with 93 ohms gives 46.5 ohms, not 50. Therefore, some reflections occur here, too. The simplest way to minimize those reflections is to connect the generator directly to the oscilloscope to set the pulse, making sure that the 50-ohm transmission line from the pulse generator is terminated with a 50-ohm in-line terminator at the oscilloscope. The 50-ohm line (terminated or not as necessary) is then transferred to the desired load. If that load presents a 50-ohm termination to the cable, all pulse characteristics should be maintained.

If absolute perfection is needed, the T-connector can be replaced with a power-divider that splits the power coming from the 50-ohm pulse generator and properly terminates that line. Two outputs are provided from the power divider, each capable of driving a 50-ohm transmission line with proper termination. The drawback to that solution is the losses it introduces—on the order of 10 to 20 dB. The power splitter does, however, maintain a nearly reflectionless system when the pulse generator must have two independent loads.

A second type of transmission-line discontinuity is caused by damaged cable. A crushed coaxial cable can cause reflections at the point of damage, and any such damaged sections should be replaced.

There are two types of improper line terminations that we should pay particular attention to. One is when the pulse generator drives an open-circuited line; the other is when the generator drives a line that is short circuited. If the line is an open circuit, a complete reflection occurs. Figure 6 shows what happens in that case if the

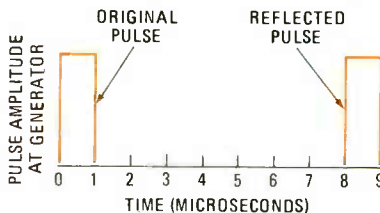


FIG. 6—A REFLECTED PULSE is generated when a transmission line is terminated in an open circuit. Here, the delay caused by the line is greater than the width of the original pulse.

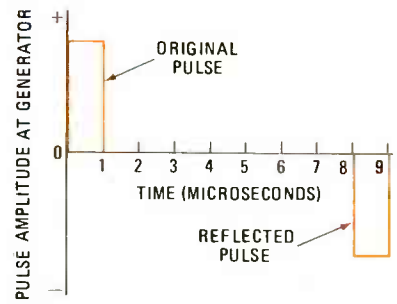


FIG. 7—A SHORT-CIRCUIED TRANSMISSION LINE will generate a reflected pulse with the same amplitude as the original, but of opposite polarity. Again, the line's delay is greater than the width of the pulse.

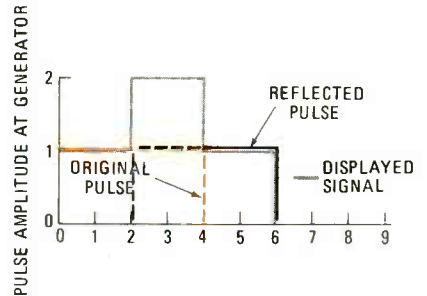


FIG. 8—IF A TRANSMISSION LINE is terminated in an open circuit, and the width of the pulse applied is greater than twice the line's delay, the original and reflected pulses add, generating the waveform shown here.

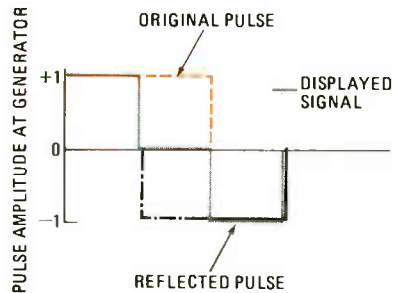


FIG. 9—IF A TRANSMISSION LINE is shorted, and the width of the pulse applied is greater than twice the line's delay, the original and reflected pulses cancel each other.

length of the line is such that the time the pulse needs to travel down the line and back is greater than the pulse width itself.

Figure 7 shows the opposite offset. The pulse generator is driving a transmission line terminated in a short circuit. The pulse returns with the same width as the original pulse but has the opposite polarity. Figures 8 and 9 show what happens when a pulse generator drives open and shorted lines and the width of the pulse applied is greater than twice the delay of the line. The rather complex pulses shown are the result of the original and reflected pulses adding and subtracting from each other. While the open- or short-circuit conditions would seem to be extreme cases, an open circuit can be approximated by terminating a 50-ohm transmission line into a 1-megohm oscilloscope input.

With that practical example, the impor-

tance of proper transmission-line termination becomes a little more obvious—let's look at some other examples. For instance, it is not uncommon to find a 50-ohm transmission line terminated with a 75-ohm in-line terminator because such terminators are frequently used in the TV industry. Such a mismatch generates approximately 10% reflected power. If the conditions for the example shown in Fig. 6 are duplicated, but the open circuit is replaced with a 75-ohm in-line terminator, a reflected pulse with one third the amplitude of the original is produced. That is shown in Fig. 10.

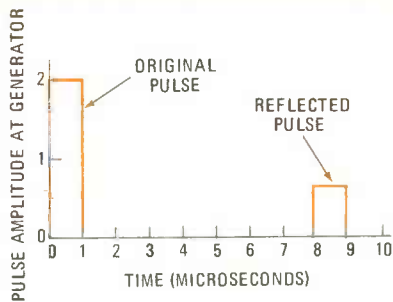


FIG. 10—THE WAVEFORM SHOWN here is obtained if a 50-ohm generator and transmission line are terminated in a 75-ohm load.

In some applications, such as digital logic circuits, that reflection could be completely ignored; generally, those circuits will ignore any pulse with a voltage lower than required to establish a logic 1. In analog systems, however, that could create confusion.

As we've seen, poorly matched transmission lines in a test setup can cause a number of errors. Unfortunately, those are not the only source of potential problems when using pulse generators. When we continue this series, we'll look at some others, as well as ways that they can be avoided. R-E

What's News

New troposcatter system uses digital techniques

A new tactical troposcatter radio system, developed by Raytheon, uses digital techniques to transmit information more accurately, efficiently, and securely than any other existing system. The new equipment, named the ANTRC-170, provides 60 channels for voice and data transmission, and will take the place of the 24-channel analog equipment in use since the early 1960's.

The troposcatter transmitters can send signals well beyond the horizon. Thus they can communicate over large bodies of water, hostile territory, or inaccessible terrain. They can transmit a mix of digitally encoded voice channels with digital data signals, such as computer, facsimile, or teletype.

An ingenious modulation system uses multipath propagation characteristics to provide better performance. The digital modulation/demodulation technique was

invented by Raytheon. Known as the Distortion Adaptive Receiver, it transmits a "time-gated" waveform to minimize intersymbol interference, then demodulates the received signals that contain multipath distortion by using an adaptive matched-filter detector.

Energy management system serves hotels and motels

A system that reduces energy consumption in lodging facilities by turning room heating/cooling devices, lights, and other appliances on or off as guests check in or out is now being marketed by the RCA Service Co.

The central control at the front desk provides a video display of the status of every room—occupied, unoccupied or standby. (A "standby" room is one in which heat or cooling has been supplied in readiness for occupancy.) If desired, the display can show which unoccupied rooms have been cleaned.

The system permits individual room-to-room control, if needed, to compensate for rooms receiving heat from the sun, corner rooms, or rooms subject to other special conditions. It also provides for automatic or manual control of the energy use in common areas—lobbies, corridors, meeting rooms, etc.

The system uses the existing AC wiring, making for extremely simple and economical installation. It is most cost-effective for facilities of 75 to 400 rooms, and can be either leased or purchased.

Bank-at-home technology displayed at World's Fair

The Knoxville World's Fair has been selected by Prestel for its first U.S. Bank-at-Home demonstration using Prestel's Gateway technology. (Prestel is the trade name for the British Videotex system.) Two hundred Prestel terminals will be placed on the site of the World's Fair or in adjacent hotels, banks, and transportation stations.

GEC Computers Ltd. of Britain

will provide the central Videotex computer for the demonstrations. It is the first Prestel system that the company has supplied to a United States firm.

Prestel's Gateway technology allows a Prestel terminal to be connected directly to a private database via the Prestel network. Software has already been developed to allow Apple II microcomputers to access Prestel.

A special database has been developed for the World's Fair project. It includes event schedules and information on the World's Fair, in addition to banking, shopping, and message-handling various demonstrations.

Satellite TV direct to home receivers

COMSAT subsidiary Satellite Television Corp (STC) has asked for bids for constructing two satellites (one operating and one spare) to begin a direct satellite-to-home pay-TV service to an area roughly approximating the U.S. Eastern Time Zone. The bids must also provide options for the additional satellites required to complete a planned nationwide direct broadcast service (DBS).

Each spacecraft is expected to provide at least 1700 watts of prime power and will use a shaped beam antenna that will cover an area roughly equivalent to a time zone. The output power is 20 to 40 times higher than that of conventional communications satellites now serving the United States. That high output power will permit television reception on small receiving antennas—generally 2½ feet in diameter—in individual subscribers' homes.

Construction will take more than three years, and STC is expected to initiate the service in late 1985 or early 1986. The service will offer three channels of premium pay television, without advertising. R-E



THESE PARABOLIC TROPOSCATTER DISHES are precisely aligned to scatter signals through the atmosphere to receivers up to 100 miles away.

HOBBY CORNER

More on electronics for youngsters

EARL "DOC" SAVAGE, K4SDS, HOBBY EDITOR

LAST MONTH WE TALKED ABOUT BUILDING a few simple items that could be used by a youngster to get a start in learning about electricity. He can begin traveling a road that will lead him into the "crazy" hobby that has you caught—especially if you lend a hand.

You recall that we built a couple of battery holders, a switch, lamp holder, and an electromagnet. Now, I want to show you a few more items you can add to the set.

Let's add a sound-signaling device. You can use your original electromagnet or wind another on a big nail and fasten a Z-shaped strip of sheet metal to a wooden base, as shown in Fig. 1. Be sure to use a metal that is sensitive to magnetism.

When the sounder is connected to a power source such as your battery pack, it will pull the metal down to the head of the nail with a "klunk." Of course, you will have to bend the metal until it is in just the right position. Now, the youngster is ready to set

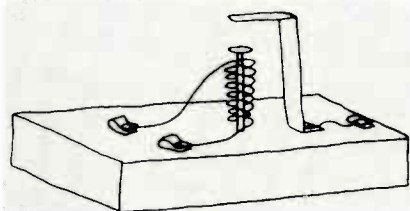


FIG. 1

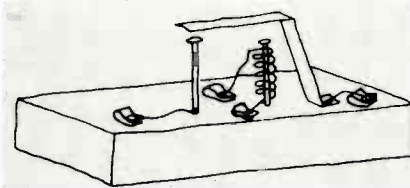


FIG. 2

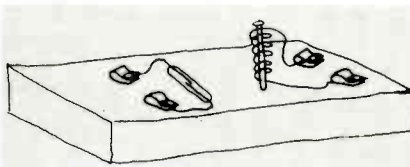


FIG. 3

up his own telegraph system.

If the sounder "arm" is lengthened as shown in Fig. 2, you will have the makings of a relay. Just put another nail (or metal strip) out where the end of the arm will contact it. Such an arrangement is fine for

illustrating how relays function, but it is not very effective. To make a more useful relay, use a reed switch (such as a Radio Shack

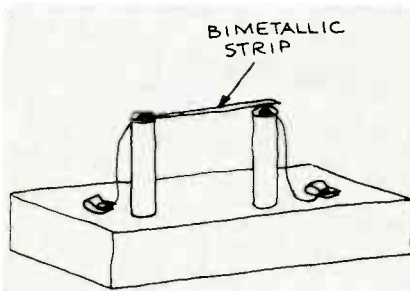


FIG. 4

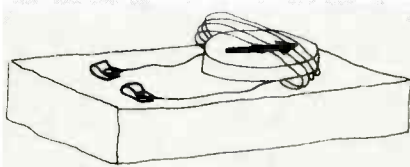


FIG. 5

275-1610) with the electromagnet, as shown in Fig. 3.

Closely related to the relay is the thermostat shown in Fig. 4. You can make the bimetallic strip from two different metals (to take advantage of their different coefficients of expansion) and a bunch of rivets, but it is easier just to take one from an old thermostat. (If your companion is very young, be especially careful in using a match or candle to heat the strip.)

Sooner or later, you will reach the point when you need to demonstrate the presence of a weaker current than the lamp or electromagnet can indicate. If you wrap a few turns of wire around a compass, as shown in Fig. 5, its needle will be deflected by small currents. The more wire you use, the more sensitive that "instrument" will be. Oh, yes—don't position the coil so that the magnetic field it generates will line up with

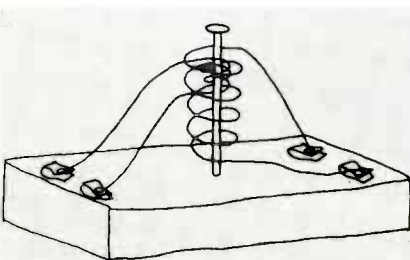


FIG. 6

the Earth's own; if you do that, you'll never see the compass needle move.

Figure 6 shows the last item, a "transformer" made from two coils of wire wound around a nail. One winding—the secondary—should have many more turns than the other. While a transformer will not work with direct current, you can simulate alternating current by using the switch to turn the current from the batteries on and off.

The compass-meter will show the presence of current in the secondary each time the primary circuit is made and broken. If your turns ratio is great enough, you'll be able to hook up a neon lamp to the large-winding secondary and see a flash of light with each make and break of the switch.

There are many items you can add to those to encourage the youngster to go farther in his play/study. A photoresistor (like Radio Shack's 276-116) will get him into light and its relation to electricity. A motor from a toy car (or a simple DC motor like a Radio-Shack 273-208) will demonstrate how electricity is generated. Another excellent addition to the lab would be an open-frame motor/generator such as the Radio-Shack 28-194.

As you can see, a little time and effort on your part can pay very great dividends for the child in your life. The "homebrew lab" will go a long way toward that end.

Eventually, however, the youngster will need to progress farther. At that time, you can begin to build more sophisticated items, or purchase one of the commercial electric/electronics sets.

Where did I see it?

Judging by the mail, I am not the only one with an imperfect memory. Lately, there have been an unusual number of inquiries that start out "I can't find an article I remember seeing about..." Well, welcome to the club!

Of course, the first thing to do is to check the annual indexes, if you have them. (You do get the **Radio-Electronics** index each year, don't you?) The next choice is to run through the tables of contents of one issue after another.

Both of those approaches present an interesting problem. Authors and editors often do not title articles in a way that accurately reflects the subject(s) covered in them. (*We try, Doc*—The Editors.) In fact, sometimes a title will tell you almost nothing about the contents of an article. You

ADVANCE IS PROUD TO INTRODUCE
The HITACHI Line
of High Quality Oscilloscopes
All Hitachi Instruments
Are Backed by
A Two-Year Warranty

AT LAST A 100MHz OSCILLOSCOPE
WORTH WAITING FOR
WITH NO WAITING



CALL FOR
INTRODUCTORY
OFFER

HITACHI
100MHz
OSCILLOSCOPE
MODEL V-1050

V-202 & V352
20MHz & 35MHz DUAL TRACE
OSCILLOSCOPES



1. Square CRT with internal graticule (illuminated scale)
2. High-accuracy voltage axis and time axis set at $\pm 3\%$ (certified at 10° to 35°)
3. High-sensitivity 1mV/div
4. Low drift
5. Dynamic range 8 div.
6. TV sync-separator circuit
7. Built-in signal delay line (V-352)
8. X-Y operation
9. Sweep-time magnifier (10 times)
10. Trace rotation system
11. Fine-adjusting, click-positioning function

- 20kV CRT supply
- Large, bright 8 x 10 cm screen
- Four-trace operation (Ch1, Ch2, A trigger, B trigger)
- High sensitivity 500 μ V/div (5MHz)
- High accuracy $\pm 2\%$ ($+10^\circ$ C to 35° C)
- Alternate timebase operation
- Full TV triggering

IN STOCK FOR
IMMEDIATE DELIVERY

E.R.T.

Hitachi 1-90BNB31 rectangular mesh type tube with 20kV acceleration potential and metal backed phosphor

VERTICAL DEFLECTION (2 Identical Channels)

Bandwidth and Rise Time

DC to at least 100MHz and rise time 3.5ns or less. DC to at least 5MHz and rise time 70ns or less at 10 X magnification. Lower -3db point, AC coupling 10Hz or less. 10x probe: 1Hz or less.

HORIZONTAL DEFLECTION

Time Base A

20ns/div. to 0.5s/div. in 23 calibrated steps, 1-2.5 sequence. Uncalibrated continuous control between steps 1: < 2.5

Time Base B

20ns/div. to 50ms/div. in 20 calibrated steps 1-2.5 sequence. 10x mag extends fastest sweep rate to 2ns/div

Calibrated Sweep Delay

Continuous calibrated control between 0.5 and 10x time base A setting.

V-550B 50MHz, DUAL TRACE DELAYED SWEEP
PORTABLE OSCILLOSCOPE



Delayed sweep permits 1,000 X Magnification

Variable Hold-off Circuitry Facilitates Pulse Measurement

- Large, Bright 8 x 10cm Screen
- High Sensitivity 1mV/div (10MHz)
- 5 ns/div Sweep Rate
- 3rd Channel Display (Trigger View)
- Variable Trigger Hold-off
- Full TV Triggering
- Single Sweep
- Automatic Focus Correction

ADVANCE ELECTRONICS

THE TEST EQUIPMENT
SPECIALISTS

TOLL FREE HOT LINE
800-223-0474




54 WEST 45th STREET, NEW YORK, N.Y. 10036 212-687-2224

CIRCLE 140

TOTAL CONVENIENCE

Model 324
THE ELECTRONIC
WORK CENTER

SUGGESTED
RETAIL PRICE
\$49.95



PANAVISE

Contact your local dealer today.

PANAVISE PRODUCTS, INC. 2850 E. 29th St., Long Beach, Ca. (213) 595-7621

CIRCLE 32 ON FREE INFORMATION CARD

UNIVERSAL OSCILLOSCOPE PROBE

From Your
Probe
Specialists

Switchable X1 and X10
Attenuation Factor
MODEL SP100

ONLY
\$39⁰⁰

(Competitive probes sell for
as much as \$150.00)

KEY ADDITIONAL FEATURES:

- 100 MHz bandwidth • Sharp heavy duty tip (BNC pin diameter)
- Break resistant center conductor
- Slender, flexible cable • 1.5 meters
- Wide compensation range • Fits all scopes
- Ground reference can be activated at tip
- Includes SPRUNG HOOK, I.C ADAPTOR, BNC ADAPTOR, INSULATING TIP and TRIMMER TOOL accessories

Send for our **FREE**
brochure today!

TEST PROBES, INC. TPI

COLINE U.S. SALES & STOCKING SOURCE

Your Probe Specialists

ORDER YOURS TODAY! 24 hr. delivery.
SATISFACTION GUARANTEED or complete
refund if returned within 10 days after receipt.

P.O. BOX 2113, LA JOLLA, CA 92038

NOTE: Check or money order must accompany each order except
where credit approval previously received. Postage and handling
included in price. Add 6% sales tax for California delivery.

CIRCLE 33 ON FREE INFORMATION CARD

may be reduced to leafing through the pages of the magazines for months or years back before you find what you're looking for.

What you need, of course, is a *subject* index. About the only way to have a good one is to set up your own, and that's a time-consuming task.

If you have a computer, you may want to do what I am doing. I put my indexes (by subject, topic, equipment, etc.) on TRS-80 Model III disks. (I wrote a BASIC program that searches through 1200 article listings per minute.)

My indexes are not yet finished, but I have already saved quite a bit of search time using just what I've done so far. (Sometimes I wonder if the job will ever be complete—perhaps when I retire and have more time.)

Mailbag

The rest of you may be interested in this word to H.M., one of our readers in Welland, Ontario:

I have no idea how to detect a subliminal message that is on a VCR tape if it can't be done with the freeze-frame control. If you don't find it that way, I would think that none was there. After all, aren't those things just messages flashed very quickly on the screen in the midst of the regular frames? If so, single-frame examination should find them.

Anyway, where did you get a tape that you believe to be doctored with "mind stuff?" I thought subliminal advertising was prohibited by law.

Darn! Now you have me worrying again about people messing around in my mind. I did read about someone making a bundle selling storekeepers little boxes with subliminal audio telling me not to steal the merchandise. Now, how do I know that he isn't telling me to buy something I don't need or want?

How about it folks, what do you think: Is subliminal advertising really dead, or is it just subliminal?

Now for some inquiries from the mailbag: R.B. Heckert, of Escondido, CA, is looking for a circuit with which he can test the carbon-monoxide content of warm air from a furnace.

Another furnace request comes from Robert Beckert in Canton, OH. Bob wants a circuit to measure and display the temperature in the flue of a wood-burning stove and sound an alarm if it gets too high.

Francis LeBaron in Brockton, MA is looking for a way to measure and compare two absolute (not relative) humidities in order to keep a storage space as dry as possible.

P. Johnstone of Tulsa, OK wants to know how to modify a black-and-white TV set to produce an inverse image: he wants the black to be white and the white to be black. (It's for use with his computer.)

That's a sample of some of the recent inquiries that you might give a hand with. Now, get out your thinking caps and let's see what you can do.

R-E

There's money up there.

Here. Use our dish to catch it.


The satellites are there. And all you need is an earth station to put the signals to work for you.

We have a complete new selection of packages—dishes, electronics, associated MATV equipment, and all—that you can sell and install wherever you've put in MATV systems. Hotels. Motels. Nursing homes. Hospitals. Condos. Apartments.

The packages are priced very attractively. It's a very real opportunity for you and your customers to make a good profit.

If it sounds good, call us toll-free for more information.

800-631-5491 In New Jersey 201-679-4000



**Blonder-Tongue
Laboratories
Incorporated**

One Jake Brown Road
Old Bridge, NJ 08857

CIRCLE 10 ON FREE INFORMATION CARD

Replace Your Conventional Scope With The Sencore SC61. The First Scope With Pushbutton, Automatic Readout.

\$3275

GSA # GS00S27505



Sencore SC61 60 MHz Waveform Analyzer.

Cut Your Scope Time In Half Or Your Money Back.

Cut your scope time in half? We know that's a bold claim. But once you've tried the SC61 we know you'll agree it's a conservative claim. Why? Because the speed, accuracy, and ease of operation of the SC61 makes every conventional oscilloscope as outdated and cumbersome as the analog meter. Now all you do is just push a button and read.


The First Scope With Automatic Readout At last the oscilloscope has gone digital. No more graticule counting, calculating, or estimating your measurements. You can now make waveform measurements digitally accurate, digitally fast, at the push of a button.

Make All Measurements With One Probe Make no mistake. The SC61 is not a "piggyback" unit, but a completely integrated waveform monitoring system. You connect only one probe and the Autotracking™ display digitally tracks the waveform on the screen. You just push a button when you want to read DC volts, P-P volts, or frequency.

An Exclusive Breakthrough It took four patent pending circuits to completely integrate the scope and digital display. The end result is a breakthrough in scope technology that virtually obsoletes conventional scopes. Here's why.

It's 10 Times Faster The SC61 is 10 to 100 times faster than any conventional scope. How? Because all you do is push a button instead of counting graticules, calculating, or switching probes. Increased speed means increased productivity.

It's 10 Times More Accurate No matter how carefully you try to measure a waveform with a conventional scope, you will only be 5% to 15% accurate due to parallax and interpretation errors. Today's circuits demand greater accuracy than that. The SC61's digital readout is 10 to 1000



Just one probe and push for DCV, PPV, Frequency and Time.

times more accurate to meet these testing needs.

It's Easier To Use The digital readout is simplicity itself. Just push and read. You'll make fewer errors because every measurement now becomes exact. Now you can concentrate on the circuit rather than the scope.

Measure Part Of A Waveform Intensify any waveform portion with the exclusive "Delta Bar," push the button, and read PPV, time, or frequency for just that portion of the waveform. Ideal for measuring timed circuits, signal delays, pulse widths, and more.

Guaranteed To Cut Your Scope Time In Half When we say the SC61 will cut your scope time in half, we're being conservative. It's possible to reduce your scope time 75%, even 90% with this first-of-its-kind oscilloscope. But don't take

our word for it. Try an SC61 and judge for yourself. Here's our offer.

30 DAY MONEY BACK GUARANTEE

If the SC61 does not at least double your scope productivity during the first 30 days, you may return it for a full refund, including freight both ways.

Update Today Just like DVM's have replaced analog meters, the SC61 will replace conventional scopes (under 100MHz) and for the same reasons: increased speed, accuracy, and reliability. Update today with this new automated scope technology. It's the scope you've been waiting for.

**To Order Or To Receive
A Complete Color Brochure,
Phone Toll-Free Today.
800-843-3338**

Qualified Sales Engineers are ready to talk with you about SC61 performance and applications. Ask for Dept. 130.

SENCORE

3200 Sencore Drive, Sioux Falls, SD 57107 605/339-0100 TWX: 910-660-0300

Alaska, Hawaii, Canada and South Dakota call collect at 605/339-0100

CIRCLE 2 ON FREE INFORMATION CARD

STATE OF SOLID STATE

An audio preamp and graphic equalizer.

ROBERT F. SCOTT, SEMICONDUCTOR EDITOR

WE'D PLANNED TO OPEN THIS COLUMN WITH a discussion of some pertinent characteristics of IC operational amplifiers (op-amps), and to show how you can use those characteristics to select the best device for your needs and then design a circuit for optimum performance. But, after looking over Joe Carr's excellent article "Designing Circuits with Op-Amps" in the March 1982 issue of **Radio-Electronics**, we decided to hold off for a couple of months to give you time to digest what you learned from him. So, instead let's get on with the "circuit of the month"—which, coincidentally, is built around an op-amp.

Figure 1 shows how the 5532 dual low-noise high-performance op-amp from either Signetics or Exar can be used in a phono

TABLE 1

- Small-signal bandwidth: 10 MHz
- Output drive capability: 600Ω, 10V (rms)
- Input noise voltage: 5nV/√Hz
- DC voltage gain: 50000
- AC voltage gain: 2200 at 10 kHz
- Power bandwidth: 140 kHz
- Slew rate: 9V/μs
- Large supply voltage range: ±3V to ±20V

preamp and graphic equalizer. The circuit itself is not very new, but its performance is greatly improved by the 5532 because it develops less noise, has improved output-drive capability, and has greater small-signal and power bandwidths than most

common op-amps. The characteristics of the 5532 op-amp are listed in Table 1. The device is internally compensated for unity gain. If you use it where very low noise is of prime importance, you'll want to specify the 5532A version with its guaranteed noise specifications.

Returning to the schematic, the phono-preamp stage, IC1-a, provides standard RIAA equalization for a magnetic cartridge. The necessary bass-boosted response is provided by the R-C network in the op-amp's feedback loop. The cartridge loading-resistor, R1, has a value of 47K to match the impedance of the average magnetic cartridge. Adjust R1's value as required if your cartridge works best into a different load resistance.

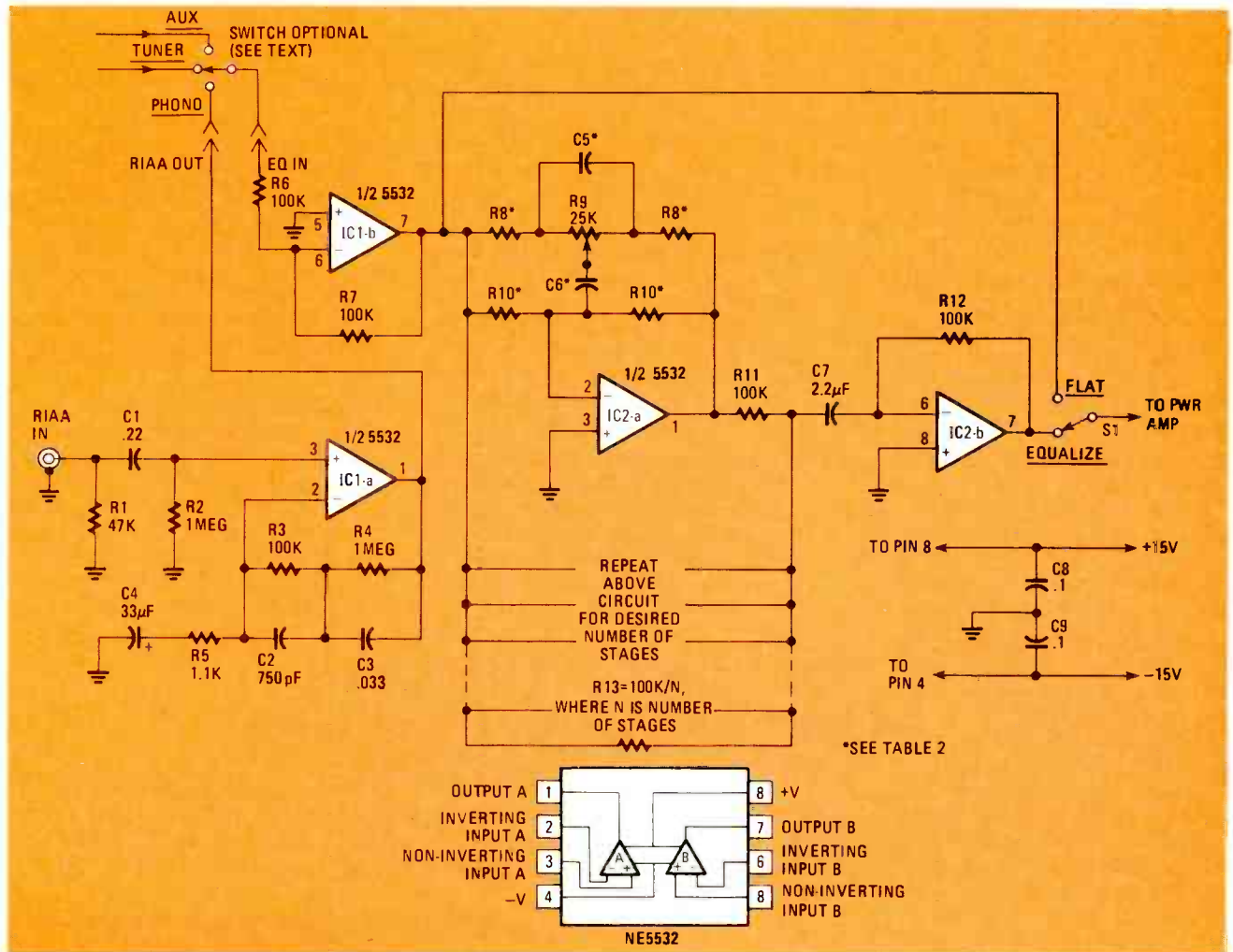



FIG. 1

7+11 SWD PARTS KITS

MITSUMI VARACTOR UHF TUNER Model UES-A56F **\$34.95**



Freq. Range UHF470 - 889MHz
Antenna Input 75 ohms
Channels 14-83 Output Channel 3

KIT NO	PART NO	DESCRIPTION	PRICE
1	VT1-SW	Varactor UHF Tuner, Model UES-A56F	\$34.95
2	CB1-SW	Printed Circuit Board, Pre-Drilled	18.95
3	TP7-SW	P.C.B. Potentiometers, 1-20K, 1-1K, and 5-10K ohms, 7-pieces	5.95
4	FR35-SW	Resistor Kit, 1/4 Watt, 5% Carbon Film, 32-pieces	4.95
5	PT1-SW	Power Transformer, PRI-117VAC, SEC-24VAC, 25Dma	6.95
6	PP2-SW	Panel Mount Potentiometers and Knobs, 1-1KBT and 1-5KAT w/Switch	5.95
7	SS14-SW	IC's 7-pcs, Diodes 4-pcs, Regulators 2-pcs Heat Sink 1-piece	29.95
8	CE9-SW	Electrolytic Capacitor Kit, 9-pieces	5.95
9	CC33-SW	Ceramic Disk Capacitor Kit, 50 W.V., 33-pieces	7.95
10	CT-SW	Variable Ceramic Trimmer Capacitor Kit, 5-65pfd, 6-pieces	5.95
11	L4-SW	Coil Kit, 18mhs 2-pieces, 22µhs 1-piece (prewound inductors) and 1 T37-12 Ferrite Torroid Core with 3 ft. of #26 wire	5.00
12	ICS-SW	I.C. Sockets, Tin inlay, 6-pin 5-pieces and 14-pin 2-pieces	1.95
13	SR-SW	Speaker, 4x6" Oval and Prepunched Wood Enclosure	14.95
14	MISC-SW	Misc. Parts Kit Includes Hardware, (6/32, 8/32 Nuts, & Bolts), Hookup Wire, Ant. Terms, DPDT Ant. Switch, Fuse, Fuseholder, etc.	9.95
When Ordering All Items, (1 thru 14), Total Price			139.95

UHF ANTENNAS and ACCESSORIES

MDS-AMATEUR-ETV 32 ELEMENT YAGI ANTENNA



- NOT A KIT
- 1.9-2.5 GHz
- 38 1/2" LENGTH
- 23 dB AVERAGE GAIN
- DIE CAST WATERPROOF HOUSING WITH 4 1/4" x 2 1/2" AREA FOR ELECTRONICS
- COMMERCIAL GRADE
- INCLUDES MOUNTING HARDWARE

MAE-1 32 Element YAGI Antenna \$19.95

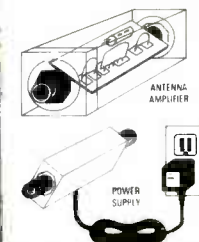
ZYZZX

VHF-UHF WIDEBAND ANTENNA AMPLIFIER

MODEL ALL-1

50 MHz — 900 MHz
12 dB GAIN ± 0.5dB

**A Revolutionary New
One Stage HYBRID
IC Broadband Amplifier**



This unit is not available anywhere else in the world. One unit serves many purposes and is available in Kit or Assembled form. Ideal for outdoor or indoor use. I/O impedance is 75 ohms. Amplifier includes separate co-ax feed power supply. Easily assembled in 25 minutes. No coils, capacitors etc. to tune or adjust.

ALL-1 Complete Kit with power supply \$24.95
ALL-1 Wired and Tested with power supply \$34.95

Our New STVA 14.5 dB GAIN, 14 ELEMENT CORNER REFLECTOR YAGI ANTENNA



STVA-3 Yagi Antenna,
14.5 dB, 75 ohm, Chan. 60-68 \$16.95

STVA-4 Yagi Antenna,
14.5 dB, 75 ohm, Chan. 44-52 \$16.95

STVA-1 Yagi Antenna, 11.5 dB, 75 ohm, Chan. 42-54 \$9.95

RG-59/U 75 ohm Low Loss Coax Cable \$.12 p/ft
F-59 Coaxial Connectors, ea. .39
MT-1 Special UHF 75-300 ohm Matching Transformer, ea. 1.45

Switch to Bambi!

Electronically

Bambi Electronic Video Switch ... makes switching of your VCR/VTR, Pay TV Decoders, Cable TV, Video Discs, Video Games, Closed Circuit TV, Antennae and Microcomputer as easy as pushing buttons.

The Bambi Electronic Video Switch is an electronic switching network which can accept up to six different sources of video signals and provide the flexibility of directing the inputs to any or all of the three outputs.

Now you can eliminate ... the drudgery of disconnecting and reconnecting your video equipment each time you use it ... the tangled mess of cables which are impossible to trace out ... not being able to use more than one function at a time.

Bambi lets you enjoy using your video equipment the way it should be ... electronically and on line at the push of a button.

Model
BEVS-1

\$129⁹⁵



Bambi's front panel was designed with the user in mind. Computer styled construction, with soft-touch keyboard (rated for over 10 million operations), arranged in matrix form allows easy input/output selection without referring to charts. Functions selected through the keyboard are immediately displayed on the 18 LED status indicators.

Check the quality of Bambi against that of much higher priced competition. All solid state electronic switching provides low attenuation (3dB), wide frequency response (40-890 MHz), and excellent isolation between referring to charts. Functions selected through the keyboard are immediately displayed on the 18 LED status indicators.

Bambi's Specifications:

- Input/Output Impedance 75 ohm
- Signal Loss 3dB ±1dB
- Noise 4dB ±1dB
- Input Return Loss 12dB min.
- Isolation 65dB min.
- Power Req. 117VAC 60 Hz, 2W
- Dimensions 10 1/4" W x 6 1/2" D x 3 1/8" H
- Weight 4 1/2 lbs

SWD-1 VIDEO CONVERTER

FOR CABLE TV



The SWD-1 Video Converter is utilized on cable TV systems to remove the KHz's signal from a distorted video (channel 3 in/out) and also pass thru the normal undistorted/detected audio signal. Rocker switch selects operating mode to remove KHz's distortion from the video or pass all other channels normally. Simple to assemble—less than 30 minutes. Pre-tuned. Input/output Channel 3. Impedance

75 ohms. 117VAC.

SWD-1 Video Converter Kit \$69.95

VTR ACCESSORIES

SIMPLE SIMON VIDEO STABILIZER



Simple Simon Video Stabilizer, Model VS-125, eliminates the vertical roll and jitter from "copy guard" video tapes when playing through large screen projectors or on another VTR. Simple to use, just adjust the lock control for a stable picture. Once the control is set, the tape will play all the way through without further adjustments. Includes 12V power supply.

VS-125 Video Stabilizer, wired \$54.95

SIMPLE SIMON VIDEO SWITCHING BOX



The Affordable Video Control Center

Excellent in isolation and no loss routing system. Simple Simons VSB-300 Video Switching Box enables you to bring a variety of video components together for easy viewing/dubbing. Also you gain the ability to record one channel while viewing another. Unit includes two F-type quick connector ended cables.

VSB-300 Video Switching Box, wired \$19.95

7+11 PWD PARTS KITS

INTRODUCING OUR 7+11 PWD PARTS KITS



KIT NO	PART NO	DESCRIPTION	PRICE
1	1VT1-PWD	Varactor UHF Tuner, Model UES-A56F	\$34.95
2	2CB1-PWD	Printed Circuit Board, Pre-drilled	18.95
3	3TP11-PWD	PCB Potentiometers 4-20K, 1-5K, 2-10K, 2-5K, 1-1K, and 1-50k (11 pieces)	8.95
4	4FR-31-PWD	Resistor Kit, 1/4W, 5% 29-pcs, 1/2 W 2-pcs	4.95
5	5PT1-PWD	Power Transformer, PRI-117VAC, SEC-24VAC at 500ma.	9.95
6	6PP2-PWD	Panel Mount Potentiometers and Knobs, 1-1KBT and 1-5KAT with switch	5.95
7	7SS17-PWD	IC's 7-pcs, Diodes 4-pcs, Regulators 2-pcs Transistors 2-pcs, Heat Sinks 2-pcs	29.95
8	8CE14-PWD	Electrolytic Capacitor Kit, 14-pieces	6.95
9	9CC20-PWD	Ceramic Disk Capacitor Kit, 50 WV, 20-pcs	7.95
10	10CTS-PWD	Variable Ceramic Trimmer Capacitor, 5-65pfd, 5-pieces	4.95
11	11L5-PWD	Coil Kit, 18mhs 3-pcs, 22µhs 1-piece (prewound inductors) and 2 T37-12 Ferrite Toroid cores with 6 ft. #26 wire	6.00
12	12ICS-PWD	IC Sockets, Tin inlay, 8 pin 4-pcs, 14 pin 1-pc and 16 pin 2-pcs	2.95
13	13SR-PWD	Enclosure with PM Speaker and Pre-drilled Backpanel for mounting PCB and Ant. Terms	14.95
14	14MISC-PWD	Misc. Parts Kit, Includes Hardware, (6/32, 8/32 Nuts & Bolts), Hookup Wire, Solder, Ant. Terms DPDT Ant. Switch, Fuse, Fuseholder, etc.	9.95
15	15MC16-PWD	Mylar Capacitors, 14-pcs and Silver Mica Capacitors 2-pieces	7.95
When Ordering All Items, (1-15), Total Price			159.95

SIMPLE SIMON ELECTRONIC KITS,™ Inc.

Calif. Orders:
3871 S. Valley View, Suite 12
Dept. R
Las Vegas, Nevada 89103
Tel: (702) 322-5273

All Other Orders:
11850 S. Hawthorne Blvd.
Dept. R
Hawthorne, Calif. 90250
Tel: (213) 675-3347

Available by Mail Order Only
Send Check* or Money Order. Minimum Order: \$16.95. Add 10% Shipping and Handling on orders under \$40.00. For orders over \$40.00, add 5%. Minimum Shipping and Handling \$2.00. Cat. \$1.00 — VISA and Mastercard Acceptable — *Check orders will be held 30 days before shipping.

28K Commodore VIC PERSONAL COMPUTER

(60% more powerful than VIC-20) **\$299**

FOR THE SPECIAL SALE PRICE of \$299.00, you get the Commodore VIC-20 computer, plus we add 60% more programming power. This powerful full sized extra featured computer includes the 6502 microprocessor (LIKE APPLE), 20,000 bytes ROM with a 16K extended microsoft LEVEL 11 BASIC, 8000 bytes user RAM, plug in expandable to 32K RAM, 66 key typewriter professional keyboard with graphic symbols on keys, 16 colors with command keys, sound and music, real time, upper/lower case, full screen editing cursor, floating point decimal and trig functions, has high resolution graphics, 512 displayable characters, test display is 23 lines, 22 characters, will accept TAPE-DISK-PLUG IN CARTRIDGES. We have great games and many other programs. It has low cost, direct plug in peripherals, does not require an expensive interface board for modems, printers or floppy disks, connects to any TV, includes AC adapter, RF modulator, switch box, self teaching instruction book, comes in a beautiful console case for only \$299. (You can get a 41K COMMODORE VIC for \$379) We stock more VIC-20 programs than anyone!

15 DAY FREE TRIAL Return within 15 days complete and undamaged for refund of purchase price.

DON'T MISS THIS FANTASTIC SALE!! Phone 312/382-5244 to order and get delivery in 2 to 7 days, or send a certified check, money order or personal check to **PROTECTO ENTERPRIZES, BOX 550, BARRINGTON, ILLINOIS 60010**. We honor Visa and Master Charge, Ship C.O.D Add \$10.00 for shipping, handling and insurance. Illinois residents add 6% tax.

CIRCLE 30 ON FREE INFORMATION CARD

The graphic-equalizer section consists of an input buffer (IC1-b), variable-boost/cut active filter (IC2-a), and output summing-amplifier (IC2-b). The IC1-b circuit is designed for unity gain and is used mainly for impedance-matching between the preamp and the equalizer (active filter) input. The filter is a variable-bandpass or notching device, depending on the setting of control R9.

Any number of equalizer filter-stages can be used within the range of about 20 Hz to 20 kHz. However, the more stages you have, the easier it is to boost or cut a particular frequency without affecting the response at adjacent frequencies. All the filter stages use the same R-C feedback-network configuration shown in Fig. 1, to provide a maximum of about 15-dB of boost or cut at f_0 , the center frequency. The only differences in each stage are in the values of C5 and C6, which set the values of f_0 . Table 2 lists the values for C5 and C6 for 22 center frequencies in the audio spectrum. Note that C5 is ten times as large as C6 and that the values for R8 and R10 are both related to the value of R9 by about a factor of 10. The center frequencies have been adjusted so that C5 and C6 are standard, off-the-shelf, values. We recommend using linear slide-potentiometers for R9.

The value of R13 depends on the number of filter stages used. It insures that the gain across the equalizer is unity when all con-

THE performers.



Model 3400
Type 2

Now only \$125

1. HAND-SIZE, 3½ Digit, single range switch—6 function, 24 ranges with Hi and Low Power Ohms. Auto-zero and Auto-polarity.
2. OVERLOAD PROTECTION—Protected up to 600 volts on all ranges with special 2A/250V and 3A/600V fuse arrangement.
3. BATTERY LIFE—200 hour minimum with 9V battery, display has low battery indication with 50 hours battery life remaining.

Contact your local Triplett Distributor or Factory.
Phone 419-358-5015, TWX 810-490-2400.

**Triplett performance . . .
a tough act to follow**

CIRCLE 36 ON FREE INFORMATION CARD

THE performers.



Model 7000

\$330

NEW

1. High resolution, μ P controlled reciprocal counting design provides both input signal frequency and period measurements.
2. 80 MHz frequency measurement plus event counting to 1 billion and elapsed time measurement from 100 μ S to 100 hours.
3. Single function knob for easier operation and built-in self-testing confidence test circuit.

Model 7000 TCXO version \$440

Contact your local Triplett Distributor or Factory.
Phone 419-358-5015, TWX 810-490-2400.

**Triplett performance . . .
a tough act to follow**

CIRCLE 37 ON FREE INFORMATION CARD

INTERNATIONAL FM-2400CH
**FREQUENCY METER
 FOR MOBILE
 TRANSMITTERS/RECEIVERS**

Portable • Solid State • Rechargeable Batteries

The FM-2400CH provides an accurate frequency standard for adjustment of mobile transmitters and receivers at predetermined frequencies.

The FM-2400CH with its extended range covers 25 to 1000 MHz.

The frequencies can be those of the radio frequency channels of operation and/or the intermediate frequencies of the receiver between 5 MHz and 40MHz.

Frequency stability: $\pm .0005\%$ from $+50^\circ$ to $+104^\circ\text{F}$.

Frequency stability with built-in thermometer and temperature corrected charts: $\pm .00025\%$ from $+25^\circ$ to $+125^\circ$ (.000125% special 450 MHz crystals available).

- Tests Predetermined Frequencies 25 to 1000 MHz
- Pin Diode Attenuator for Full Range Coverage as Signal Generator
- Measures FM Deviation



FM-2400CH (meter only) 690.49
 RF crystals (with temp. correction) \$28.89 ea.
 RF crystals (less temp. correction) \$21.92 ea.
 IF crystals catalog price

Write for catalog



INTERNATIONAL CRYSTAL MFG. CO., INC.
 10 North Lee Oklahoma City, Okla. 73102

CIRCLE 40 ON FREE INFORMATION CARD

TABLE 2

R8 = 2.4K R9 = 25k R10 = 240k

f ₀	C5	C6
23 Hz	1μF	.1μF
50 Hz	.47μF	.047μF
72 Hz	.33μF	.033μF
108 Hz	.22μF	.022μF
158 Hz	.15μF	.015μF
238 Hz	.1μF	.01μF
290 Hz	.082μF	.0082μF
350 Hz	.068μF	.0068μF
425 Hz	.056μF	.0056μF
506 Hz	.047μF	.0047μF
721 Hz	.033μF	.0033μF
1082 Hz	.022μF	.0022μF
1588 Hz	.015μF	.0015μF
2382 Hz	.01μF	.001μF
2904 Hz	.0082μF	820pF
3502 Hz	.0068μF	680pF
4253 Hz	.0056μF	560pF
5068 Hz	.0047μF	470pF
7218 Hz	.0033μF	330pF
10827 Hz	.0022μF	220pF
15880 Hz	.0015μF	150pF
23820 Hz	.001μF	100pF

trols (R9's) are in the FLAT or 0 dB position. The value of R13 is 100K divided by N, where N is the number of stages used. Note that only one audio channel is shown in the circuit in Fig. 1. You'll need two of those circuits for stereo.

This circuit was taken from the NE5532 data sheet and from the applications note "Signetics Low-Noise Operational Amplifiers."

DAC technical data sheets

D/A Converter Products offers the designer a wide and versatile range of eighteen DAC's (Digital-Analog Converters) to choose from. The series consists of the 8-bit industry-standard MC1408 and DAC-08 converters and microprocessor-compatible DAC subsystems. Also included is complete data on the recently announced microprocessor-compatible 10-bit NE5020 DAC. The 67-page data book opens with a converter cross-reference guide to aid the designer in selecting the device best suited to his requirements.—Signetics Analog Marketing, Data Converter Division, PO Box 409, Sunnydale, CA 94086

RF transistor catalog

Short Form Catalog No. 503A is a 10-page listing of the pertinent characteristics of approximately 150 RF transistors by TRW. Devices are cataloged under such headings as *small-signal/low-noise*, *linear SSB*, *mobile radio* (20 to 870 MHz), and *broadband microwave* (0.6 to 6.0 GHz). Package outlines and dimensions are shown in detail.—TRW RF Semiconductors, 14520 Aviation Blvd., Lawndale, CA 90260

R-E

FREE



THE BIG, NEW HEATHKIT HIGH-TECH CATALOG

See our *exclusive* Computerized Weather Station that senses, displays, stores and recalls complete weather data. Explore our full line of precision digital instruments that monitor barometric



pressure, wind and rain, plus the *Weather Science* course.

In all, over 450 unique, easy-to-build electronic products in money-saving kits for your home, hobby and business life.

Send for Your
Heathkit Catalog Today

MAIL TO: Heath Company, Dept. 020-912
 Benton Harbor, MI 49022

Please send me your latest Catalog.

Name _____

Address _____

City _____ State _____

CL-756C _____ Zip _____

CIRCLE 25 ON FREE INFORMATION CARD

A 10 HOUR TAPE RECORDER WAS \$125.00
NOW only \$95.00* LONG PLAY

Modified Panasonic Stimeine high quality AC-DC Recorder provides 5 continuous hrs. of recording & play back of top quality sound on each side of cassette for a total of 10 hrs. Built-in features include:

- Voice level control
- Digital counter, etc.
- TDX DC-180 Cassette included.

PHONE RECORDING ADAPTER
 Records calls automatically. All Solid state connects to your telephone jack and tape recorder. Starts recording when phone is lifted. Stops when you hang up. **\$24.50*** FCC APPROVED

VOX VOICE ACTIVATED CONTROL SWITCH
 Solid state. Self contained. Adjustable sensitivity. Voices or other sounds automatically activate and control recorder. Uses either recorder or remote mike. **\$24.95***

*Add for ship. & hdg. Phone Call Adapter & VOX \$1.50 ea.—Recorder \$4.00. Cal. Res. add tax. Mail order, VISA, M/C, cod's ok. Qty. disc. avail. Money back guar. Free data. Dir. inq. inv. **AMC SALES, Dept. A, 9335 Lubec St., Box 928, Downey, CA (213) 90241 Phone 869-8519**

CIRCLE 38 ON FREE INFORMATION CARD

SERVICE CLINIC

Expect the unexpected

JACK DARR, SERVICE EDITOR

IN THE BUSINESS OF ELECTRONICS servicing, when we make a diagnosis of a fault, we usually find the things we *expect* to find. We're familiar with the problems: If there's no voltage at a given point, we know right where to start looking. However, there are times when we find a familiar symptom, but all of the "normal" checks fail to show up its cause. When that happens we must learn to look for something that is logical, but unexpected! (All faults in electronics turn out to have a logical basis, but sometimes we don't realize that until after the fact.)

For example, I once had a tube-type black-and-white TV set where I could get sound, but no raster. Checking, I found no HV, but the B+ checked out normal and the tubes all lit up. The DC voltages on the horizontal-output tube were all OK; the screen voltage was a bit high, but the control grid showed a normal drive-signal and bias.

Finally, I put a milliammeter in series with the cathode of the output tube; the current was practically zero. When I checked the plate voltage on the damper tube I read full B+, but when I checked its cathode voltage (knowing it was safe to do so, because there was no boost voltage), it turned out to be zero! That was strange—it should have also been full B+! Continuity from the cathode of the damper to the plate-cap of the horizontal-output tube proved to be perfect.

With the damper's cathode-voltage at zero, there was no plate voltage at all on the output tube—every bit of current used in the horizontal output stage must flow *through* the damper tube; there's no other connection to B+. While the tube *looked* good, something was obviously wrong. I replaced the damper tube, put a voltmeter on the cathode, and turned the set on. When the set had warmed up, the cathode voltage had risen to full B+ and was continuing to go up. Removing the voltmeter hastily, I looked at screen and saw a perfect picture.

What had been wrong with the damper? Examining its base under a strong light with a magnifying glass I could see that the ribbon connecting the cathode cylinder to the base pin (Fig. 1) had a hairline crack in it—the cathode was completely open!

Along the same line, some time later on I got a set that would play perfectly for exactly 60 seconds, then lose all AGC. That would happen any time the set was turned on from a cold start—60 seconds exactly! A

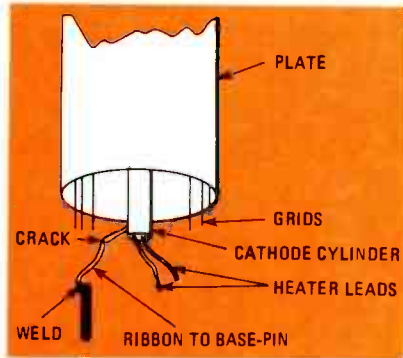


FIG. 1

faint bell rang in my mind and I pulled the AGC tube, a 6GH8. On the tube tester, the reading came up to normal, stayed there for exactly 60 seconds, then dropped to zero. Examination under the magnifying glass showed exactly the same fault that I'd found in the other set—but in this case, when the tube cooled off, the ribbon made contact again! In exactly one minute, it heated up and expanded enough to break the contact again. That tube is still somewhere on top of my bench; it'll do its trick over and over again on request.

Another tale of the unexpected

The set this time was a brand new tube-type black-and-white portable, right out of the box. It had no vertical sweep at all; there was just a very thin horizontal line on the screen. I opened it up to check the vertical-sweep circuit. (In those sets, a very thin line usually meant a problem in the output stage. A problem in the input stage made a thicker line due to stray AC-pickup on the grid of the output tube.) All the DC voltages were OK, with the single exception of that on the grid of the first stage, which seemed to indicate that the circuit just wasn't oscillating.

Several minutes later, I'd tested every part in the vertical-sweep circuit—every part that I expected to cause that type of trouble, that is—and everything had checked out OK. I applied 6-volts AC to the grid of the input stage but still got nothing but that thin line. I was puzzled—what part in there *hadn't* I checked? (At that time, I thought of a phrase I'd seen in many, many letters from readers: "I've checked every part in this circuit and it still won't work!") I finally realized that I hadn't tested the output transformer. (It was not really part of my vertical-stage servicing technique to do

that, since that part is so seldom bad. More perfectly good vertical-output transformers are replaced than any other part, I believe.)

So, I checked it. I knew it had continuity, for I'd checked the plate voltage of the output tube; I'd felt safe doing that since it obviously wasn't working and had measured full B+. Now, I measured the resistance of the primary...and then sat there and laughed! It was a big flat zero ohms! I disconnected the leads and rechecked. Still zero—a shorted primary. I really hadn't expected that, since the set was brand new.

When I tacked in a substitute output transformer, I immediately got full deflection and when the new part from the dealer arrived, the set worked like a charm. Somehow, I managed to keep the original part and, sometime later, I cut the paper wrapping off the windings and found exactly what I'd suspected. The bare ends of the leads of the primary had slipped and were making very good contact with each other. Separating and retaping them, I had a perfectly good new transformer, which I used in a set of the same make a bit later on.

There again, all the normal procedures had failed to turn up the problem. The cause was eventually found, but in an entirely unexpected place. *Moral:* When the usual tests fail to produce results, look somewhere you normally wouldn't! You will have one solid fact to start with—the stage doesn't work, so there *must* be a bad part in it that you didn't check. R-E

SERVICE QUESTIONS

TEMPERATURE-SENSITIVE IC

This RCA CTC-97 JB starts up with a little color, and then goes to a good black-and-white picture when the temperature is in the 90's. When it's in the 80's, the color's OK for few minutes, but then goes to reddish-brown. In the 70's, the color is there most of the time. I suspect the chroma-processor IC; could it be temperature-sensitive, and how can I tell?—R.D., Dutton, VA

From the description, I'd say that something in there is very definitely temperature-sensitive. It may be the IC, or could even be external parts. An easy test is to warm up the

Introducing TALKMAN™

The new two-way radio that means business.

Voice-activated, two-way communications—leaves hands free for safety and security

TALKMAN is a new two-way communications system designed for special purpose business applications such as construction, electrical maintenance, security, warehousing and manufacturing—anyplace the need to communicate exists where both hands must be left free for safety and convenience.

TALKMAN is a lightweight transceiver that may be carried in the pocket or belt-mounted. TALKMAN provides short-range, high performance

communications in the 49 MHz FM band up to ¼ mile. A choice of one of five available channels makes TALKMAN a serious contender for security installations requiring individual channels for communications control.

TALKMAN is easy to use and maintain. Its unique headset adapts to any headgear and features a stowable whip antenna and adjustable, boom-mounted microphone with windscreen for communications even in high wind or noise environments. Sophisticated solid state circuitry includes audio muting and microphone sensitivity control—features usually found on two-way business transceivers costing three to four times as much.

Individually cartoned, \$139.95 suggested list.



 **Standard
Communications**

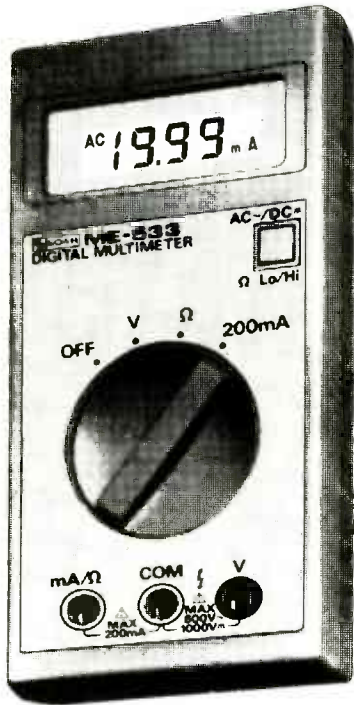
P.O. Box 92151
Los Angeles, CA 90009
800/421-2916
(In Calif. 213/532-5300)

CIRCLE 16 ON FREE INFORMATION CARD

**AFFORDABLE
AUTORANGING**

DMM's

From  **SOAR
corporation**



- Full autoranging for AC/DC volts, current and Hi/Lo Pwr. Ω for fast, easy use. Touch button diode test.
- Advanced Micro-Circuit design with reduced parts count for long term reliability.
- Heavy duty ABS plastic case with display window cover for rugged field use.
- Annunciators indicate "AC" mV, mA, Ω , k Ω , plus numerical value for error free readings.
- Auto decimal, polarity and low battery indicator.
- Electronic or fuse overload protection for all functions, just in case...
- Continuity beeper on Models ME-531 and ME-532 for "No-Look" circuit checkout.
- 10 Ampere AC/DC current ranges on ME-531.
- Operates 300 hrs on two "AA" cells.
- Complete with batteries, spare fuse, test leads, full one year ltd. warranty.

MODEL ME-533	\$75.00
ME-532	85.00
ME-531	99.50

Available at selected Distributors or write/phone:

NORTH AMERICAN 

1126 Cornell Avenue, Cherry Hill, NJ 08002
Tel. (609) 488-1060

CIRCLE 26 ON FREE INFORMATION CARD

chassis (borrow a hair drier) until the problem shows up. Then spray coolant carefully on each suspected part. If the color comes back when a particular one is sprayed, there you are. That will check the IC, too.

Run the set for a while and then feel the case; I don't think it should be warm. If it is, you might want to rig up some sort of heat sink to see if it helps.

INTERMITTENT VERTICAL SWEEP

This job came in with intermittent vertical-sweep. When the sweep was off, the screen showed a beautiful damped sine-wave! I suspected the yoke, but it was OK and the oscillator was still running at all times. As I poked around, the sweep went on and off! That made me suspect a loose connection and, sure enough, I found a cold solder joint on the yoke plug! As you'd say, Jack, don't overlook the obvious, even though it may not be!—*R.J. Bohland, Toledo, OH*

POWER TRANSFORMER BURNOUT

I've been having some trouble with power-transformer burnout on Electro-phonics chassis-20 consoles. When I called in for a new transformer, the fellow I spoke with said to change the output transistors to a different type: The 2SA643 should be replaced by a 2SA684, and the 2SD261 by a 2SC1384. The old ones are 2-watt types; the new ones 3-watt types. He says the problem shows up when the volume is run wide open. Do you have any ideas?—Don Wainwright, Taos, NM

Thanks very much for the hint, and we'll pass it along. I've had similar problems, blowing out output transistors in small amps that used similar types. My quick-and-dirty fix for this is to open the collector supply to each channel-output, and insert a small 22 or 33-ohm two-watt resistor. That will help hold down excessive current through the transistors (and power transformer), but won't cut the volume too much.

INTERMITTENT BLACKOUT

The screen of this GE 19QA goes dark intermittently; the sound stays normal. I found that the collector voltages of all three video output-transistors go way down, to about +20 VDC; the base and emitter voltages stay normal. When the raster does come back, the collector voltage returns to normal, about +100 volts. The supply voltages don't vary at all. Any ideas?—W.B., Portsmouth, VA

Well, for one thing, I don't think the problem is in the three color-video-stages. I think what you're seeing is a *symptom*. (Since the output transistors drive the grids of the CRT, and grids shouldn't draw current, if the grids *do* draw current, the collector voltages will drop.)

What you're seeing could happen if you lost the CRT cathode-voltages. I see those are fed through a "current-limiter" transi-

If you need

**QUARTZ
CRYSTALS**

—one or hundreds—

YOU NEED JAN

- high stability
- prompt service
- cost savings

**JAN
CRYSTALS**

- General Communication
- Industry
- Marine VHF
- Scanners
- Amateur Bands
- CB Standard
- CB Special
- Microprocessor

Call or Write

JAN CRYSTALS


P.O. Box 06017
Fl. Myers, Fl. 33906-6017
All Phones (813) 936-2397

CIRCLE 42 ON FREE INFORMATION CARD

TeleMatic

**PROFESSIONAL COLOR TV
SERVICE EQUIPMENT**

Modernizes any test jig



Model 10J107

UPDATE KIT

Unique transverter system with 9 HORIZONTAL & 5 VERTICAL IMPEDANCE SELECTIONS and special matching yoke.

ADAPTERS

FOR
ALL
MAKES
OF
JIGS



To
service
all
domestic and
imported TVs.

WRITE FOR FREE CATALOG

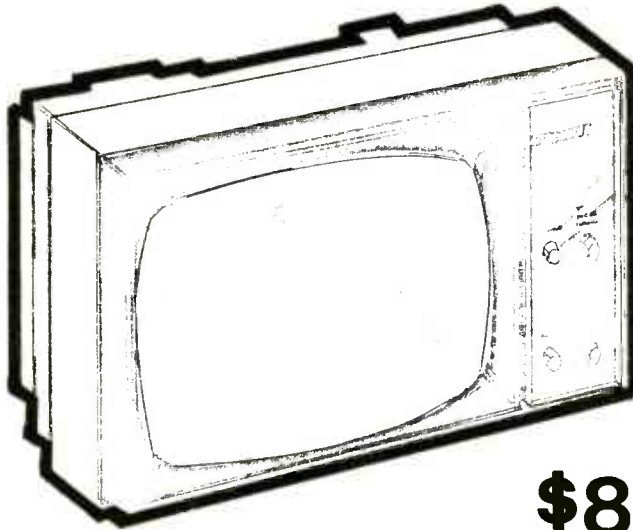
Sold through distributors only
TeleMatic Div. of U.X.L. Corp.
108-02 Oyls Ave., Corona, NY 11368

CIRCLE 39 ON FREE INFORMATION CARD

VIDEO 100

12" Black and White Monitor

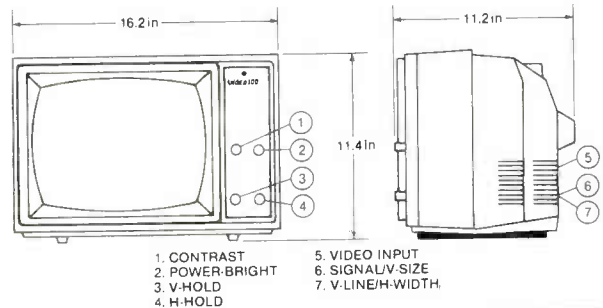
- Economical favorite for personal computing
- Light-weight cabinet with built-in handle.
- 12 MHz band width
- Plug-in compatible with most personal computers
- 90° deflection for clear, sharp characters
- 80 x 24 character display



\$8950

ITEM	SPECIFICATIONS
CRT.....	12" diag. 90° defl.
CRT Phosphor.....	P-4
Signal.....	Composite video input
Input Signal.....	1.0Vp-p, sync negative
Input Impedance.....	75 ohms
Scan Frequencies.....	Horizontal: 15600Hz Vertical: 50/60Hz
Display Size.....	210 (W) x 158 (H) mm
Deflection Linerity.....	Horizontal: 10% Max. (refer to EIA ball Chart and dot Pattern.) Vertical 8%
Video Response.....	12MHz (± 6dB)
Resolution.....	Center: 650 Corners: 550

Power Source..... 120V Ac, 50/60 Hz
 Dimensions..... 11.375" (H) x 16.25" (W) x 11.25 (D)
 Weight..... 6.5Kg (14.3 Lbs.) net



DISKETTES
 5 1/4" BULK "OEM" PACK
 FOR YOUR
 APPLE
 Box of 100
\$149

16K APPLE II EXPANSION
 CARD **\$79⁹⁵**

**MICROWAVE RECEIVER
 SYSTEM**
 1.8GHZ to
 2.4 GHZ
BROAD BAND
 only
\$295.00

80 COLUMN APPLE II
 CARD **\$249⁹⁵**

TRACTOR FEED

120 COLUMN FOR THE
 DIABLO PRINTERS BI-
 DIRECTIONAL BUILT
 BY RUTISHAUSER

\$149^{new}


With built-in-converter to channel
 2, 3, or 4 of any standard TV set.

RANGE: Line of sight to 250 miles.

SCOPE: Will receive within the frequency band from satellites, primary
 microwave stations, and repeater microwave booster
 stations

CONTENTS: Packaged in 19"x19"x4 1/2" corrugated carton complete
 with:

- 24" Dish
- Feed-Horn Receiver
- Mounting Bracket
- Mounting Clamp
- Instructions
- 300 Ohm to 75 Ohm Adapter
- 750 Ohm to 300 Ohm Adapter
- 60 Feet Coax Cable with Connectors
- 3 Feet Coax Cable with Connectors



Components Express, Inc.

"HAVE YOU KISSED
 YOUR COMPUTER LATELY?"

1380 E. Edinger, Santa Ana, CA 92705 (714) 558-3972

TAKE A GOOD LOOK AT THE 80s.

The Z-80s that is, with two Sams books by author Bill Barden about applications and architecture of the popular Z-80 microprocessor.

Z-80 MICROCOMPUTER HANDBOOK discusses Z-80 architecture interfacing techniques, and timing requirements to help you learn to program in both machine language and Z-80 assembly language.

Learn to construct your own working computer with Z-80 MICROCOMPUTER DESIGN PROJECTS. You'll actually build a microcomputer, the EZ-80, and then proceed with a number of practical applications for your EZ-80 including a combination lock, burglar alarm, tachometer, and a digital timer.

For an in-depth understanding of the Z-80 microprocessor, or any computing subject, you can rely on Sams, the nation's leading technical book publisher. Order both Z-80 books now, and save 15%!



Mail to: Howard W. Sams & Co., Inc., 4300 West 62nd St. P.O. Box 7092, Indianapolis, IN 46206.

Z-80 MICROCOMPUTER HANDBOOK, No. 21500	\$11.95	Quantity _____
Z-80 MICROCOMPUTER DESIGN PROJECTS, No. 21682	\$13.95	_____
Set of both books, No. 21964	\$21.95	_____
Amount of Order		\$ _____
Add local sales tax where applicable		\$ _____
Add Handling Costs		\$ 2.00
Total Amount of Order		\$ _____

Check Money Order VISA
 MasterCard (Interbank No. _____)
 Account No. _____
 Expiration Date _____
 Full payment by check, money order, or charge card must accompany your order.
 Name (print) _____
 Signature _____
 Address _____
 City _____ State _____ Zip _____
 Call 800-428-3696 toll-free, or 317-298-5566 for the name of your local Sams Book outlet or to order by phone (give Sams Operator the code number in the box below). Offer good in USA only and expires 10/31/82. Prices subject to change without notice.

AD192

CIRCLE 27 ON FREE INFORMATION CARD

tor to all three cathodes. If you lost the cathode voltages, the grids would go too far positive and draw current. When the set blacks out next time, read the cathode voltages, and check that current-limiter transistor; it's the one thing I see in there that could affect all three cathodes.

MYSTERY CHASSIS

I've been trying to locate data on a GE TV with no back cover. It uses a 15MP22 picture tube, and (...a list of others...). I need a Sams number or anything!—R.D., Augusta, GA

My first reply: "Look all over the rear apron of chassis. See if there's a good sized rubber-stamped legend there, like 'CD...,' etc." (It wasn't a CD, incidentally—I tried looking it up myself and couldn't find anything.)

R.D.'s second letter: "I found 'G1' on the rear of chassis."

My second reply: "Bingo! That's the chassis number. It's a 'G1,' look in Sams 973-2, plus a couple of PCB's (Production Change Bulletins). The tubes all match, and everything looks good."

RCA HINTS

If you run into deflection problems in an RCA CTC-53 chassis, try changing the 31LZ6 (horizontal-output tube) to a 36CM6. The 31LZ6 can cause some odd problems, even in a vertical-output circuit.

Another factor responsible for the loss of vertical sweep is a bad trimpot on the high-voltage protector circuit, or a bad SCR.

Thanks very much to Douglas P. Hoff of Vacaville, CA for those hints. I remember the problems we used to have with 31LZ6's. I thought they were all gone by now, but evidently there are still a few floating around.

THREE PICTURES

I've got a problem in a Heath GR-900 color set, a kit. I brought the kit with me (to Alaska) and finished it here. Now I get three side-by-side overlapping pictures and can't do anything to straighten things out with the hold control or the horizontal-oscillator coil. I can't find a thing on the oscillator board. Now I've been checking everything else; I get a weird waveform on the video—the normal sync-pulse is flattened on top, and there are three more "sync pulses" between them where there should be video. Help!—S.V., Kodiak, AK

Don't bother checking "everything else!" That type of problem comes from only *one* circuit; the horizontal oscillator. It's the frequency-determining stage for all the rest of the set. Go back and check everything there, especially around the horizontal-oscillator coil/hold control/etc. circuits. The problem's in there somewhere. You might try killing the AFC to see if that's the cause.

(Feedback: Thanks. As usual, you were

HICKOK LX304 A TOUGH Value to beat at \$99.95



Here is the truly inexpensive, high performance Digital Multimeter you've been looking for!

Lightweight, but rugged. Accurate. Precise. Reliable. Safe. Easy to hold and operate with the same hand. Made in the U.S.A.

All the super-durable, high quality professional meter you need for service and maintenance work.

- Automatic polarity, zero and overrange indication
- Easy to read 1/2" high LCD display
- 1/2 year battery life in typical use
- Withstands 4 ft. drop test
- Automatic decimal point, built-in low battery indicator, diode and transistor testing capability

Priced under \$100, the LX 304 offers the best performance per dollar.



THE HICKOK ELECTRICAL INSTRUMENT CO
 10514 Dupont Avenue • Cleveland, Ohio 44108
 (216) 541-8060 • TWX 810-421-8286

CIRCLE 29 ON FREE INFORMATION CARD

right. A tantalum capacitor, C560, is on the oscillator board, in parallel with a Zener diode. When I took it off the board for checking, it fell apart! A new one solved the problem and the set's been going great now for several days.)

WHITE LINES ON LEFT

I've got white lines on the left side of the raster in a Sony KV-1733R, and I can't find out why. Can you?—J.S., Clementon, NJ

From the description, that sounds a lot like old-fashioned "yoke ringing!" Check the damper and its circuits for something open.

(Feedback: Thanks! I was on the way to the damper circuit when I noted the resistor and coil hanging on the anode of Q510 (an SCR in the horizontal-output circuit). I lifted one end of R586, an 18-ohm, 2-watt device. It was open and replacing it got rid of the lines.

Comment: Well, I got him in the right area, anyhow! Resistor R586 is shunted across the coil, L586, to damp it. When it opened, the coil rang. Thanks to John S. Smith, J Radio-TV Service, for the feedback. (Write this down somewhere and hang it over the bench. You might need it someday!)

VERTICAL SYNC PROBLEM

Recently you answered my letter about a vertical sync problem with several suggestions as to things to try. The one about spraying coolant on various parts did the trick. The vertical-output transistor was very "thermal." (I got an American equivalent type for \$1.08 and it works beautifully.) Thanks.—S.P., Melville, NY

VERTICAL JITTER

This Panasonic MA-432 has very bad vertical jitter all the time. All the controls are OK, all the voltages within tolerance, and all the transistors and diodes check out. If the set is hooked up to a Variac, there's no jitter until about 115-volts. Beyond that point, the jitter starts and at full line-voltage, 120 VAC, it's very bad again.—N.D., Weirton, WV

I had a similar case many years ago. The problem was horizontal "piecrusting" (tearing due to jitter), but the symptoms were the same. After much checking, I found a filter capacitor just a wee bit low. Try putting a scope on the regulated DC supply for the vertical and sync-separator circuits (jitter can often be due to some horizontal-sync signal leaking into the vertical-sync circuits).

Find out what the regulated DC-supply reads at 115-volts, then see if that rises when you increase the input to normal line-voltage. If the regulator isn't "tight" enough it may be letting the DC go to high and upsetting the sync-separator circuits. Also, there should be practically no ripple at all at the output of the DC voltage-regulator.

If there is, check the capacitors, transistors, etc., around it.

GOLDEN OLDIE

I got in a Magnavox 4-34-01 (Sams 511). The sound was weak and badly garbled. I used my substitution box to bridge the .01 μ F coupling capacitor to the grid of the audio-output tube and the sound got much better. When I checked the value of the capacitor I'd substituted, I found I'd used a 15- μ F electrolytic! Can you explain that?—W.R., Temple Hills, MD

That's a circuit that was quite popular several years ago; it was known as a "stacked B+" circuit. That circuit sounds com-

plex, but isn't, really. The full B+—about 300 volts—is fed to the plate of the audio-output tube. The cathode voltage is about half that and is also used to feed the video IF—as well as other stages—whose cathodes are grounded.

The tricky part takes place in the audio-output grid circuit, whose voltage is clamped at the proper value by a voltage divider from the B+ supply. If either of the resistors in the divider changes value, the bias-voltage is upset. That is the same thing that happens if the coupling capacitor to the driver stage leaks. Evidently, when you put the electrolytic across the coupling capacitor, you brought the bias almost back to normal.

R-E

Ratch it!



Kit No. 90015

Pick a handle, pick a blade, and let Vaco make quick work of any job.

Snap any blade in any handle, either T-handle or straight, the ratchets will cut your effort by half... and all blades are interchangeable!

There's flat and Phillips screwdrivers, Bristol, nutdrivers, hex key and ball-end hex keys.

The most popular types and sizes are put into kits so you can have a Vacombo® kit to solve any problem. Write today for full details.

VACO

VACO®

Builds tools like your job depends on it.™

Vaco Products Co., 1510 Skokie Blvd., Northbrook, IL 60062 U.S.A.

CIRCLE 18 ON FREE INFORMATION CARD

See the logic of it all

with new B&K-PRECISION logic and pulser probes



DP-51 \$70

DP-101 \$100

Armed with only two portable instruments, you can now trace logic levels through the most popular types of logic circuitry... TTL, MOS, CMOS, even HTL and HiNIL.

The new B&K-PRECISION DP-101 is a digital pulser probe that's a great aid to fast analysis and debugging of integrated circuit logic systems. Simple to operate, the DP-101 can be used alone or with a logic probe or oscilloscope. It generates a single pulse or a pulse train at a 5 Hz rate and senses circuit conditions to pull an existing high state to a low or a low state to a high.

The B&K-PRECISION DP-51 is the digital probe that offers more than logic. In addition to logic status, it actually displays pulse presence to 50 MHz. The intensity of its "1 and 0" LED's reveals the duty cycle of the signal observed.

Both the DP-51 and DP-101 are well protected against overload and accidental polarity reversal. You can see the logic of it all today! Contact your B&K-PRECISION distributor for immediate delivery.

B&K PRECISION

DYNASCAN CORPORATION

6460 West Cortland Street
Chicago, Illinois 60635 • 312/889-9087

Int'l. Sls. 6460 W. Cortland St., Chicago, IL 60635
Canadian Sales: Atlas Electronics, Ontario

CIRCLE 31 ON FREE INFORMATION CARD

NEW PRODUCTS

For more details use free information card inside back cover.

TELEPHONE DIALER, the *Demon Dialer*, stores up to 176 phone numbers, with any number up to 32 digits long. Numbers can be dialed by using easily remembered names, such as MOM or TWA. The silent-re-dial feature dials a "busy" number ten times in the first minute, then once every subsequent two minutes for up to two hours; it sounds a "success" tone when the "busy" signal changes to a ring.



CIRCLE 141 ON FREE INFORMATION CARD

In another mode, the *Demon Dialer* dials an unanswered phone once every ten minutes for up to ten hours, and sounds a tone when someone answers the phone. The *Demon Dialer* is controlled by commands from any ordinary telephone—*Touchtone* or rotary, home or office.

There are four *Demon Dialer* models, with retail prices between \$150 and \$200.—**Zoom Telephonics**, 122 Bowdoin Street, Boston, MA 02108.

CASSETTE DECK, *Luxman model K-117* is two-headed and offers full logic solenoid controls, metal-tape capability, and a total-capability Dolby noise-reduction system.

The Dolby switch includes a multiplex filter position for removing any 19-kHz carrier leakage from FM stereo recordings, and a recording-mute switch removes unwanted noise, commercials, and stylus-groove noise.

The full logic controls allow quick shift into the recording mode as the tape is moving in the playback mode; the controls also permit using the optional *Luxman AK-1D* remote-control system. A bias fine-control switch, operated from the front panel,




CIRCLE 142 ON FREE INFORMATION CARD

allows the recordist to alter the frequency response of any tape subtly, $\pm 15\%$ of the nominal bias point.

The unit's auto-repeat function automatically engages the rewind mode at the end of the tape. With the counter memory depressed, rewinding stops at the tape-start position, and the tape-transport mechanism is automatically shifted into the play mode.

The *model K-117* also offers a tough new *Sendust* record/playback head developed by Alps Electric, stereo mike input, a gear-control transport system, MPX filter, and independent left and right input controls. The *model K-117* is priced at \$399.95.—**Luxman Division**, Alpine Electronics of America, 3102 Kashiwa St., Torrance, CA 90505.

CHESS COMPUTER, *Travel Sensor Chess*, is the smallest 8-level sensor-chess computer on today's market, measuring 7.25 x 4.5 x 1.5 inches. It features an integral sensorboard with red LED's running parallel to the edges of the chessboard. The sensorboard automatically enters all moves in the computer as the chess pieces are advanced. In response, the LED's illuminate the coordinates of the computer's next move. With its advanced CMOS technology, the average alkaline battery life is at least 50 hours.



CIRCLE 143 ON FREE INFORMATION CARD

The *Travel Sensor Chess* provides such features as recognition and performance of castling, "en passant," pawn promotion, a positive set-up mode, and automatic verification. It can also store board positions, enabling continuation of a match after setting the computer to its OFF position and turning it on at a later time.

The *Travel Sensor Chess* comes complete with molded chess pieces and dust cover. The suggested list price is under \$50.00.—**SciSys Computer, Inc.**, One World Trade Center, Suite 86097, New York, NY 10048.

OSCILLOSCOPE, *model OS300*, is a portable, 20-MHz dual-trace instrument offering add and invert displays for subtrac-

Electronics Paperback Books

Quality Paperbacks at Affordable Prices

CHECK OFF THE BOOKS YOU WANT

CB PROJECTS \$5.00. A variety of add-ons you'll want to build for your CB station.

MODEL RAILROAD PROJECTS \$5.00. Controllers, signals and sound effect generators make your system more realistic.

PROJECTS FOR CARS & BOATS \$5.00. Fifteen different circuits for 12-volt negative ground automotive and boat applications.

ELECTRONIC TIMER PROJECTS \$5.00. Many possible applications are covered. Simple and complex circuits are included.

AUDIO PROJECTS \$5.00. Phamps, mixers, power amps, tone control projects are just some of this book's contents.

30 SIMPLE LED CIRCUITS—Book 2 \$3.75. More ways to use LEDs in electronic circuits.

50 SIMPLE LED CIRCUITS \$3.50. 50 interesting and useful applications. A valuable reference book.

DIGITAL IC PROJECTS \$5.00. Simple & advanced projects that help the reader understand how digital circuits work.

POWER SUPPLY PROJECTS \$4.95. One of our most popular books. Presents details of power supply you will ever need.

TEST EQUIPMENT CONSTRUCTION \$4.50. FET voltmeter, resistance bridge, field strength meter and many more practical instruments for the hobbyist.

52 PROJECTS USING IC741 \$3.75. A common IC. Inexpensive and versatile. Here are 52 ways you can put it to work.

POPULAR ELECTRONIC PROJECTS—Book 1 \$5.00. More circuits that build on those in the preceding volume.

POPULAR ELECTRONIC PROJECTS—Book 2 \$5.50. Latest in this 2-volume set. More projects for the hobbyist.

MUSIC PROJECTS \$4.50. Fuzz box, wah-wah pedal, sustain, reverb, phaser, tremolo and more. 4 big sections.

REMOTE CONTROL PROJECTS \$5.00. Radio control, infra-red, visible light and ultrasonic systems are all covered.

RADIO CONTROL FOR BEGINNERS \$4.50. Transmitters, receivers, actuators. How they work and how you can build them.

PRACTICAL COMPUTER EXPERIMENTS \$4.75. Build typical computer circuits using discrete logic elements and learn how they work.

VMOs Projects \$5.00. Audio circuits, sound generators, DC and signal-control circuits using this special device.

PROJECTS USING SOLAR CELLS \$5.00. First learn how solar cells work. Then try the projects in this book.

HOUSEHOLD PROJECTS \$4.50. Door buzzer, intercom, smoke detectors, baby alarm, low temp alarm and much more.

ELECTRONIC GAMES \$4.50. All kinds of games, both simple and complex are described. Complete construction info.

COUNTER DRIVER & NUMERICAL DISPLAY PROJECTS \$4.50. All kinds of displays are described and circuits for using them.

SINGLE IC PROJECTS \$3.75. Every project in this book requires only one IC. Easy to build. Fun to use.

28 TESTED TRANSISTOR PROJECTS \$3.50. Build modules that can be combined into larger projects to implement your own ideas.

50 PROJECTS USING IC CA3130 \$3.50. Audio, RF, Test equipment, household and misc. projects all built around this one op amp.

80 CIRCUITS USING DIODES \$3.50. Germanium, Silicon & Zener diode circuits of many different kinds.

BEGINNERS GUIDE TO BUILDING PROJECTS \$3.75. Component identification, construction, soldering, construction methods, cases, etc.

ESSENTIAL THEORY FOR THE HOBBYIST \$3.50. Background knowledge tailored to meet the needs of the electronics hobbyist.

IC 555 PROJECTS \$5.00. All kinds of applications wrapped around 555, 556, 558 and 559 IC's. You're bound to find circuits you'll want to try.

RADIO CIRCUITS USING IC'S \$3.75. Using ICs in receivers for AM or FM signals. Stereo decoders and quadraphonic included.

PROJECTS FOR BEGINNERS \$3.75. Newcomers will find this book a great way to get started. There are even circuits to build without soldering.

SECOND BOOK OF CMOS PROJECTS \$3.75. Useful yet simple circuits for both the beginner and more advanced experimenter.

SYNTHESIZER PROJECTS \$4.50. Build one a section at a time and then put all the pieces together and play.

INTERNATIONAL TRANSISTOR EQUIVALENTS GUIDE \$7.50. Find possible substitutes for more than 100 manufacturers.

50 FET Field Effect Transistor Projects \$4.50. RF amps, converters, test equip, receivers, mixers, tone controls and more.

ELECTRONIC TECHNOLOGY TODAY INC.
P.O. Box 83, Massapequa Park, NY 11762

Number of books ordered

Total Price of Books \$ _____

Sales Tax (NY State Residents) _____

Shipping (60c 1st 2 books, 25c ea additional) _____

TOTAL ENCLOSED \$ _____

Name _____

Address _____

City _____ State _____ ZIP _____

Prices good until Sept. 30, 1982

ELECTRONIC PROJECTS FOR MUSICIANS

Even if you don't know an ohm from a volt, Craig Anderton's newly revised and expanded book shows you how to build 27 accessories that enhance your sound and broaden your musical horizons.

If you're an old hand at musical electronics, you'll really appreciate that all of these processors, from Tube Sound Fuzz to Phase Shifter are compatible and work together without creating noise, signal loss, bandwidth compression or any of the other problems common to interconnecting effects from different manufacturers. There's even a complete chapter on how to modify and combine effects to produce your own custom pedal board.

Low cost project kits available from PAIA help make even your first exposure to electronics a pleasant, hassle-free experience and thanks to the sound sheet demo record bound into the book you know just how the completed device will sound before you even start.

CHARGE TO VISA OR MC TOLL-FREE
1-800-654-8657 9AM to 5PM CST MON-FRI

DIRECT INQUIRIES TO:

PAIA Electronics, Inc.

1020 W. Wilshire Blvd., Oklahoma City, OK 73116 • (405)843-9626

I WISH MY COPY OF "ELECTRONIC PROJECTS FOR MUSICIANS", \$14.95 plus \$1 postage enclosed.

I SEND FREE CATALOG OF OTHER PAIA PRODUCTS.


name _____
address _____
city _____ state _____ zip _____

PAIA Electronics, Inc.

Dept. 7R, 1020 W. Wilshire Blvd., Oklahoma City, OK 73116
CIRCLE 43 ON FREE INFORMATION CARD

Put Professional Knowledge and a
COLLEGE DEGREE
in your Electronics Career through

**HOME
STUDY**



**Earn Your
DEGREE**


No commuting to class. Study at your own pace, while continuing your present job. Learn from easy-to-understand lessons, with help from your home-study instructors whenever you need it.

In the Grantham electronics program, you first earn your A.S.E.T. degree, and then your B.S.E.T. These degrees are *accredited* by the Accrediting Commission of the National Home Study Council.

Our *free* bulletin gives full details of the home-study program, the degrees awarded, and the requirements for each degree. Write for *Bulletin R-82*.

Grantham College of Engineering
2500 So. LaCienega Blvd.
Los Angeles, California 90034

tion of DC or carrier-signal components, or for shifted-baseline comparison, and an active TV sync-separator for video color or broadcast sync-timing—those features typical of more expensive scopes.



CIRCLE 144 ON FREE INFORMATION CARD

The two input channels of the *model OS300* are identical in performance, with an accuracy of $\pm 3\%$. Sensitivity is continuously variable, with independent adjustment via calibrated controls, from 2 mV/cm to 25 V/cm. Input bandwidth extends from DC to 3-dB down at 20 MHz, permitting examination of fast transients or pulse rises. The 2-mV sensitivity allows the instrument to be used directly with many transducers and low-signal sources.

The compact, lightweight *model OS300* has a high-intensity 8 x 10-cm rectangular CRT with either an improved efficiency standard phosphor or an optional long-persistence phosphor. A Z-modulation input is also provided for logic analysis, event markers, or flyback suppression when observing X-Y traces. The primary input power is 110 VAC or 220 VAC at 45-400 Hz.

The *model OS300* is priced at \$695.00.—**Gould, Inc., Electronics Division**, 35129 Curtis Boulevard, Eastlake, OH 44094.

POWER AMPLIFIER, *Kyocera model B-901*, uses a triple push-pull MOSFET amplifier with direct coupling from the front end to the speaker terminals. All semiconductors in the power stage are discrete components that are precisely tailored for optimum performance. Transient intermodulation-distortion is virtually eliminated, resulting in clean, crisp sound.

Each amplifier stage is monitored by a DC servocircuit that maintains performance levels. The front-end stages consist of complete complementary circuits with n- and p-channel FET's, a differential push-pull circuit with a cascode bootstrap, and a differential push-pull circuit applied to the second amplifier stage. Two separate power transformers are used, one for each amplifier channel, enabling maximum power to be derived without power-supply interference from channel to channel.

Power output is rated at 150 watts per channel, RMS, into 8 ohms, both channels driven from 20-20,000 Hz developing



CIRCLE 145 ON FREE INFORMATION CARD

less than 0.01% THD with an overall frequency response of 5-100,000 Hz +0, -1.0 dB and an S/N ratio of 120 dB.

The suggested retail price of the *Kyocera model B-901* is in the \$1750.00 range.—**Cybernet International, Inc.**, 7 Powder Horn Drive, Warren, NJ 07060.

CAR STEREOS, *model CAR 312* (shown) and *model CAR 320*, feature exclusive IMS interference-management and CMS continuous-music systems. The interference-management system helps to minimize audible changes in station flutter caused by variations in signal strength. That is made possible by a filter circuit controlling receiver separation and frequency response. The continuous-music system allows listeners to hear music from the AM/FM tuner while the cassette tape is rewinding or fast-forwarding.


Both models have a nose piece designed to be installed in imported cars. Each comes with a reversible faceplate that can display either a simulated wood grain or black lacquer surface. Both models have a frequency response of 40-14,000 Hz and an output power of 4 watts per channel, with a total harmonic distortion of 0.9%.



CIRCLE 146 ON FREE INFORMATION CARD

The auto-reverse *model CAR 320* has a suggested retail price of \$170. The *model CAR 312* has a special CompuSkip feature allowing users to fast-forward automatically to the next cut on a cassette, as well as bass and treble controls. The suggested retail price of the *model CAR 312* is \$200.00.—**Marantz**, a subsidiary of Superscope, Inc., 20525 Nordhoff Street, Chatsworth, CA 91311.

LOGIC TRAINER, *model 100*, has reduced the training time required to learn how logic gates and flip-flops function in cir-



CIRCLE 147 ON FREE INFORMATION CARD

cuits. A new training package has been added to include relay logic, diodes, bipolar transistors, and FET's (non-linear).

The student can solve the trainer problems by correct manipulation of the eight switches that provide inputs to the trainer's internal circuitry. A solved problem turns a designated display bar on. Problems are related to circuits used in communications, word processing, automatic machinery, etc. No component or wire manipulations are needed.

The *model 100* comes with a 9-volt

battery and self-paced instruction manual, and is returnable within 20 days if the purchaser is not satisfied; there is a one-year warranty. The *model 100* is priced at \$169.00.—**L.J. Broder Enterprises, Inc.**, 11105 Shady Trail, Suite 115, Dallas, TX 75229.

SOLDERING STATIONS, *model EC3000* and *model EC4000* (shown) use mini-pencil irons that have been introduced for use in miniature and microcircuit applications.



CIRCLE 148 ON FREE INFORMATION CARD

The two new models correspond in function to the original and continuing *model EC1000* and *model EC2000* stations. Electronically controlled using platinum sensors, their capabilities include maintenance of constant pre-set tip temperatures to within $\pm 10^\circ\text{F}$ through a range of 350° to 850°F . Temperatures are dial-set on all models.

The electronic system eliminates high-voltage spikes, offers power-unit isolation, and a fully-grounded soldering tip. A complete range of tip sizes and shapes is available for all the models in the series.

The *model EC3000* is priced at \$125.00. The *model EC4000* has an instant LED temperature read-out, and is priced at \$170.00—**Weller, The Cooper Group**, P.O. Box 278, Apex, NC 27502.

THE LEMONAID LOADER is designed to make cassette-tape loading easy and reliable when used with the Radio Shack *TRS-80 Model 1* computer. The loader shapes the cassette output signal, while banishing noise and overshoot, thus almost totally eliminating loading problems for either self-saved or pre-recorded BASIC or system tapes.



CIRCLE 149 ON FREE INFORMATION CARD

The loader plugs between the cassette earphone jack and the computer and requires no rewiring, adjustments, software, or volume-control settings. It is automatically self-powered by the cassette signal itself.

The *LemonAid Loader* is priced at \$12.99 pp.—**Lemons Tech Services**, 325 N. Highway 65, PO Drawer 429, Buffalo, MO 66522.

MINI-DISK SYSTEMS, the *Percom RFD*, first-drive systems are fully compatible with *Atari 400* and *800* computers; they provide double-density storage, and are available with 40- or 80-track drives. A *Percom RFD* first-drive system includes a disk controller, disk-operating software, inter-connecting cable, owner's manual, and 5¼-inch disk drive. The software, which is provided on diskette, adds subroutines to the *Atari DOS* for handling higher storage capacity features of the *Percom* system. The *Percom* disk system may also be operated with the unmodified, single-density *Atari DOS*.


Besides providing double-density storage,



CIRCLE 150 ON FREE INFORMATION CARD

the *RFD* controller can handle up to four single- or dual-headed mini-disk drives.

The *Percom RFD* first-drive systems start at \$799.00; add-on drives start at \$399.00.—**Percom Data Company, Inc.**, 11220 Page-mill Road, Dallas, TX 75243. R-E



CAMBRIDGE LEARNING Inc.

A PRACTICAL DIGITAL ELECTRONICS KIT FOR LESS THAN \$40 ! Suitable for Beginners

ALSO AVAILABLE

We also have available 2 written Courses to complement SUPERKIT - Digital Computer Logic & Electronics and Design of Digital Systems.

-Digital Computer Logic & Electronics is designed as an introduction to digital electronics and is written at a pace that suits the raw beginner. No mathematical knowledge is assumed other than simple arithmetic and no electronic knowledge is expected at all. \$14.95

-Design of Digital Systems is written in the same question and answer style as Digital Computer Logic & Electronics but moves at a much faster pace and goes into the subject in far greater depth. Ideally suited to scientists or engineers who want to know more about digital electronics. \$19.95

PHONE ORDERS - FREE

To order by phone, call (617) 664-3657 with your credit card information. It won't cost you a dime, because we'll deduct the cost of the call from the price of the Courses you order.

TO ORDER BY MAIL

You may use the order form below if you wish, but you don't need to. Just sent your check or money order (payable to Cambridge Learning Inc.) to the address below. If you don't use the order form make sure you enclose your address and you specify which Courses you are ordering.

Mass. Residents and 5% sales tax. We pay all surface shipping costs.

Company Purchase Orders also accepted.

Learn the wonders of digital electronics and see how quickly you are designing your own circuits. The kit contains:

Seven LS TTL integrated circuits, breadboard, LED's, and all the DIL switches, resistors, capacitors and other components to build interesting digital circuits; plus a very clear and thoroughly tested instruction manual (also available separately). All this comes in a pocket size plastic wallet for only \$39.95. This course is for true beginners:

- Needs no soldering iron.
- Asks plenty of questions, but never leaves you stuck for an answer.
- Teaches you about fault-finding improvisation and sub-system checking.
- The only extra you need is a 4.5 volt battery or a stabilized 5 volt supply.

Using the same breadboard you may construct literally millions of different circuits.

This course teaches Boolean logic, gating, R-S and J-K flipflops, shift registers, ripple counters and half adders.

Look out for our supplementary kits which will demonstrate advanced arithmetic circuits, opto-electronics, 7-segment displays etc.

NO RISK GUARANTEE

There's absolutely no risk to you. If you're not completely satisfied with your Courses, simply return them in good condition to CLI within 30 days. We'll send you a full refund.

AIR MAIL

The prices shown include surface mail postage anywhere in the World. For Air-Mail shipment please write for additional cost, specifying Courses you will order.

CAMBRIDGE LEARNING Inc.

1 Judith Drive
North Reading,
MA 01864

(617) 664-3657

- Order free by phone
- Mastercard / VISA
- No shipping charges.
- Money-back guarantee
- Tax deductible

TO: Cambridge Learning Inc., 1 Judith Drive, North Reading, MA 01864

Please send me

SUPERKITS \$39.95 \$ _____
 sets of Design of Digital Systems \$19.95 \$ _____
 sets of Digital Computer Logic & Electronics \$14.95 \$ _____

DEDUCT \$5.00 if your order is over \$30.00

Enclosed is check/money order for total \$ _____
 (payable to Cambridge Learning Inc.) Mass. Residents add 5% Sales Tax.

NAME
 ADDRESS
 CITY / STATE / ZIP

CIRCLE 20 ON FREE INFORMATION CARD

NEW BOOKS

For more details use free information card inside back cover.

MICRO-PROFESSOR
MPF-1 USER'S AND EXPERIMENTAL MANUAL

Dear Electronic Enthusiast
Now Let the Micro Professor usher you into the microcomputer revolution.
The Micro Professor™ is the first truly low-cost learning system designed for personal use. It will truly become your Personal Computer.
Sincerely,
Chris Johnson
Chris Johnson, Customer Service

only **\$149.95**

Z-80 BASED MICROCOMPUTER

A superb learning tool for students, instructors, hobbyists.

Nothing else needed. Just plug in and start learning! Complete experimenters manual, easy instructions, 18 experiments... Fully expandable for Z80-CTC, Z80-PIO, EPROM, Breadboarding and prototyping. Invest with confidence. Now only \$149.95, two for only \$279.95.
2KB BASIC interpreter now available, only \$19.00. Full money back guarantee!

Plus-FREE GIFT
 Check this box for FREE Z-80 Microprocessor Programming and Interfacing textbook when you order within 7 days. \$12.95 value.

ETRONIX
Dept RE072
14803 N.E. 40th
Redmond, WA 98052

For immediate action call TOLL FREE:
1-800-426-1044

NAME _____
ADDRESS _____
CITY _____ ST _____ ZIP _____
 VISA MSTRCD EXP _____
ACCT. NO. _____

CIRCLE 44 ON FREE INFORMATION CARD

A BUYER'S GUIDE TO VIDEO CASSETTE RECORDERS: How To Buy, Install, & Use Them, by Cathy Ciccolella. Sterling Publishing Co., Inc., 2 Park Avenue, New York, NY 10016. 128pp, including appendices and index; 6 x 9 inches; softcover. \$5.95.

Video cassette recorders (VCR's) enable you to record a TV program as you watch it, record one program while you're watching another, or record a program while you're away or asleep, etc. You can build up a library of your favorite movies, sports events, or educational programs. And with a portable video camera you can create your own shows.

This comprehensive handbook provides a thorough introduction to the entire range of video equipment, with the information you will require to select the suitable system for your needs. It discusses the features of all the principal systems on today's market, with 31 photos of the leading video-cassette recorders, video cameras, and big, wide-screen projector-TV systems. You'll find valuable tips on where and how to buy your system, and what your warranty should cover. Recording tapes are compared and all the accessories and other VCR components are examined. There is also important data on installation procedures that you may not find in an owner's manual, as well as on how to handle antenna problems and fringe broadcasting areas.

CIRCLE 111 ON FREE INFORMATION CARD

MASTER HANDBOOK OF MICRO-PROCESSOR CHIPS, by Charles K. Adams. TAB Books, Inc., Blue Ridge Summit, PA 17214. 378 pp including index; 5 x 8 1/2 inches; softcover; \$9.95.

Microprocessors are the most exciting thing to hit the electronics market since the calculator; they are an extension of calculators, and have already exceeded calculators in both their range of applications and usefulness. Although the microprocessor field has just started to evolve, there are already devices that can only be called fantastic, and new ones appear in the marketplace month after month. Here is a field where one person can design, build, program, and operate a real computer.

This data-packed sourcebook examines all the most popular microprocessors in use today, with full details on support IC's and their functions. Clearly written and well organized, the handbook will help you to identify instantly all support IC's applicable to specific microprocessors. There are more than 300 illustrations, drawings, and diagrams, plus many tables that pinpoint exactly the information

the reader needs. Microprocessor architecture is covered thoroughly, with diagrams of each IC, instruction lists, signal definitions, timing, and other pertinent data. There are also complete descriptions of support IC's, with details needed for using each one.

This is a thorough introduction to microprocessors for the beginning hobbyist and an update on new technological methods for the more advanced experimenter.

CIRCLE 112 ON FREE INFORMATION CARD

A REFERENCE GUIDE TO PRACTICAL ELECTRONICS, by Robert G. Krieger, Sr. Gregg/McGraw-Hill, 1221 Avenue of the Americas, New York, NY 10020. 212pp.; 5 1/2 x 8 inches; softcover. \$7.50.

This book offers a highly organized and condensed overview of electronics. One hundred carefully selected equations function as keys to five major areas: DC circuits, AC circuits, active devices, circuit analysis, and communications.

Each equation is accompanied by a definition of the terms in the equation, a straightforward expansion of what the equation means, and illustrative examples of how it is used to solve actual problems. In each section, the information progresses logically from page to page.

There is also a bibliography; an index to terms; an index to equation titles, and an index of equations themselves. The guide is useful not only as an effective supplementary learning tool for scholars, but will also be useful to those who are preparing for FCC examinations, and to electronics hobbyists.

CIRCLE 113 ON FREE INFORMATION CARD

HOW TO BUILD A COMPUTER-CONTROLLED ROBOT, by Tod Loofbourrow. Hayden Book Company, Inc., 50 Essex Street, Rochelle Park, NJ 07662. 132 pp including appendix and index; 5 1/2 x 8 1/2 inches; softcover; \$10.70.

Robotics is one of the most interesting results of today's advanced technology. It combines electronics and mechanics with biology and psychology, raising questions about the definition of "intelligence."

The invention of the IC and the consequent development of microcomputers have revolutionized the field of robotics. With microcomputers, the great amount of logic circuitry previously required for robots can be discarded in favor of software. Thus, the cost of robot-building has gone down considerably. One reason for building a robot, in addition to its potential usefulness (or even just entertainment value) is that it is an exciting way to learn about electronics and microcomputers. The builder will learn the actual limits of our present technology, and there is always a

COMPUTERS

Complete Microprocessors line, peripherals & Terminals.			
SOROC IQ 135	795.00	TI-99/4	340.00
Visicalc	200.00	Epson MX-80	call us
Microsoft Z80	320.00	Color Monitor	call us
IDS PRISM 80	call us	TI-810	1395.00
TI-745	1440.00	80 Column Board	299.00

Texas Instruments

Invest. Anal	\$ 42.00	TI-59	\$175.00
Accessories	Call us	TI-55 II	39.95
TI-58C	80.00	Speak & Spell	49.95
PC100C	155.00	TI Programmer LCD	54.95
TI Ball	39.00	MBA	49.95

HEWLETT-PACKARD

HP/125 Computer	call us	HP-11C NEW	call us
HP/37E	72.00	HP-12C NEW	call us
HP-33C	85.00	HP-41C Mem Module	26.00
HP-34C	115.00	HP-41CV	234.00
HP-38C	114.99	HP-67	295.00
HP-41C Prog	180.00	HP-97	570.00
HP-41C Printer	285.00	Quad Ram	call us
HP-41C CRD RDR	169.00	Application Pac	call us
HP/85	1990.00	HP/83	1670.00

SCM TYPEWRITER SPECIALS

SCM 2200	\$284.00	INTREPID	\$274.00
SCM 2500	294.00	CLASSIC 12	164.00

All units shipped in original cartons with accessories according to manufacturer's specification. Send money orders, personal check 2 weeks to clear. In Illinois add 6% sales tax. Add \$6.95 minimum shipping & handling charges per unit. We ship UPS. Subject to availability. Written warranty for specific products can be obtained free upon request. Above prices are for mail order and prepaid only. Prices and specifications subject to change without notice. Send mail orders.

Nabik's, Inc.

519 DAVIS EVANSTON, ILL. 60201 TEL 312-869-6144

chance of making improvements in it, or even carrying it a step farther.

This book details step-by-step directions for building a computer-controlled robot, named "Mike." Mike is controlled by a KIM-1 microprocessor. Every step of the construction is explained, with the complete control programs clearly written out. Photographs, diagrams, and tables help direct you in the construction. And, of course, you may use the directions exactly as presented, or as a basis for developing your own design.

CIRCLE 114 ON FREE INFORMATION CARD

APPLE PASCAL GAMES, by Douglas Hergert and Joseph T. Kalash. SYBEX U.S.A., 2344 Sixth Street, Berkeley, CA 94710. 371 pp including appendix; 7 x 9 inches; softcover; \$14.95 plus \$1.50 for shipping.

Pascal is an elegant, versatile, clearly-structured language that is easier to read, and just about as easy to learn as BASIC.

Each of the Pascal programs in this book is described in two ways. First, in the sections called "The Game," the authors explain what programming does. No previous knowledge of programming is needed; those sections serve as a guide for the reader who wants to type the program in and play the games. A sample run is provided for all but the few games that are exclusively oriented for the screen.

In the sections called "The Program," the reader will find an organization or structure chart for each program, and an explanation of how the program works. After the simple games, and the more advanced games, the

reader is introduced to games that use TURTLE-GRAPHICS, the Apple graphics package. The final part presents a single, long program, Cribbage, which is rich in illustrations of how to use the many elements of Pascal.

CIRCLE 115 ON FREE INFORMATION CARD

DIGITAL IC PROJECTS, by F. G. Rayer. Bernard Babani (publishing), Ltd. Available in the USA from Electronic Technology Today, Inc., PO Box 83, Massapequa Park, NY 11762. 91 pp.; 4 3/8 x 7 inches; softcover; \$4.95.

This book contains a number of simple, and some more advanced, projects for the home constructor. While each project is interesting in itself, the author's intention is also to be of help in developing the constructor's knowledge of the workings of digital circuits.

Various forms of assembling and wiring the integrated circuits on their boards are shown; that aspect of a project can be quite straightforward, and not require the builder to prepare a printed-circuit board. The more ambitious projects have been laid out so that they can be built and tested step by step. That assists the builder to avoid errors, or to correct them easily if any are made, and also brings better understanding of how the devices operate.

THE COMPLETE GUIDE TO CAR AUDIO, by Martin Clifford. Howard W. Sams & Co., Inc., 4300 W. 62nd Street, Indianapolis, IN 46268. 232 pp; including glossary and index; 5 1/4 x 8 1/2 inches; softcover; \$9.95.

Many people who have enjoyed high-fidelity sound in their homes may have won-

dered why sound-systems for their cars lagged so far behind. The reasons are simple: a car is mobile, so any sound system in it must be subject to constant vibration; there is a space problem, as compared even to a small room in a house; acoustical materials in a car cannot be changed or switched around, as at home, nor can speaker-position be changed much; the temperature ranges in a car's interior can vary from extreme heat to extreme cold, and finally, car-sound equipment must compete with noise from a variety of sources not encountered in the home.

However, most of those problems have now been overcome; as a result, modern car-audio systems are capable of delivering exceptional quality sound from tapes or over-the-air broadcasts.


This fully-illustrated book is a complete guide to car audio. The reader will learn about the various components available and how to plan a system that fulfills the individual need. Information on installation, noise suppression, and theft protection is also included.

CIRCLE 116 ON FREE INFORMATION CARD

THE SMALL COMPUTER IN SMALL BUSINESS: A Guide to Selection and Use, by Brian R. Smith, The Stephen Greene Press, Brattleboro, VT 05301. 143 pages, including appendices, glossary, bibliography, and index; 6 1/4 x 9 1/4 inches; hardcover; \$12.50.

In one respect, a computer is just another machine that has the potential to help conduct your business more efficiently and profitably. One reason why some business owners have been disappointed in their attempts to use a small computer

HAMEG PRESENTS THE NEW HM 203



High performance at low cost.

\$605
(PROBES INCLUDED)


A quality scope, made in the U.S.A., by a company with over 23 years experience.

HAMEG

88-90 Harbor Rd.

Port Washington, N.Y., 11050

Tel (516) 883-3837



Hameg introduces high performance at low cost in the HM 203, a full featured, highly reliable, dual trace 20 MHz oscilloscope. For only \$580, the HM 203 has specifications normally associated with higher priced scopes. Bandwidth - DC → 20 MHz • Risetime 17.5 ns • Overshoot 1% max. • Y amp range 5 mv/cm to 20 v/cm • Max. input voltage 500V • Timebase .5 μs/cm to .2s /cm • Sweep mag. x5 • Trigger 5 Hz to 30 MHz • X:Y plot • Built-in probe calibrator and more. Its sturdy construction and light weight (13.2 lbs.) make the HM 203 equally at home in the field and on the test bench.

CIRCLE 17 ON FREE INFORMATION CARD

is that they've just gone out and bought a computer, bought or written some software, then tried to shoehorn both the software and hardware to fit their individual business needs. That is an ideal way *not* to do it!

The right way is to define what it is within the business that needs automating, find the software to do it, then buy a machine to run the software.

It sounds simple, and it *is* simple—after you have a foundation of information about small computers. This book will give you that foundation and help you to decide what type of devices to look for, as well as how to decide whether the best bet for you would be to buy, rent, or lease the computer you decide upon. Any one of those three alternatives might be the right one for you.

CIRCLE 117 ON FREE INFORMATION CARD

APPLE II USER'S GUIDE, by Lon Poole with Martin McNiff & Steven Cook. Osborne McGraw-Hill, 630 Bancroft Way, Berkeley, CA 94710. 386 pp including appendices and index; 6½ × 9¼ inches; softcover; \$15.00

This book describes the *Apple II* and covers the common peripheral devices and accessories, including the disk drives and printers. The authors assume that the reader has access to a fully installed *Apple II* system and tells what to do with it from that point.

The first two chapters cover the questions as to just what the *Apple II* is, and how one makes it work. The user will have noticed that the system is made up of several pieces, all strung together with wires and cables. Chap-

ter one identifies them and spells out their uses; chapter two tells how to operate each component part. Once that is learned, the user can turn to any of the "ready to run" programs that are widely available for word processing, financial analysis, bookkeeping, computer-aided instruction, and entertainment.

Chapters three to six teach you how to write your own BASIC programs, starting with the fundamentals of both versions of BASIC that are available on the *Apple II*: Integer BASIC and Applesoft. After that comes advanced programming and BASIC features. The disk drive and screen display graphics have chapters all to themselves.

Chapter seven explains both the standard monitor that supervises BASIC programs on the *Apple II* and the autostart monitor from a BASIC programmer's viewpoint. It also tells you how to incorporate an assembly-language program into your BASIC program. Chapter eight contains a complete description of each statement and function available in both versions of BASIC, including disk statements. Along with the appendices, that serves as a handy reference once the user knows how to program in BASIC. The book is illustrated with many photos, diagrams, and charts.

CIRCLE 118 ON FREE INFORMATION CARD

BEGINNER'S CB and TWO-WAY RADIO PROGRAMMING, by Newt Smelser, Nelson-Hall Publishers, 111 N. Canal St., Chicago, IL 60606. 232 pages, including glossary and index; 8½ × 10¼ inches; \$29.95 (cloth); \$14.95 (paper).

This book has three purposes: to teach a complete beginner in electronics how

his CB radio operates, and how to repair it; to teach a beginner how to service CB radios in general, so that he may enter the CB-radio repair business, and to teach a truly ambitious beginner how to service two-way commercial radio equipment as a business. It should also be of value to a TV or auto-radio repairman who might like to take in CB equipment on a part-time basis.

For those wishing only to repair their own equipment, there are many circuits in a CB that can be repaired legally by anyone, whether that person has a technician's 2nd class license from the FCC or not. Those wishing to service CB's as a business are advised to study for and pass the FCC exams, general information about which is given in these pages.

The book is amply illustrated with charts, photos, and layout drawings, providing the beginner with all the technical knowledge needed for skilled radio repair. The author lists specific pieces of shop equipment by brand name and tells how to pool equipment to cut costs. Chapter-review sections and a glossary of technical terms provide convenient aids for the reader.

CIRCLE 119 ON FREE INFORMATION CARD



American Heart Association

WERE FIGHTING FOR YOUR LIFE

Drake's New Digital Multimeter with Advanced Auto Ranging Features.



Simple and easy to operate. The Drake DM2350 Digital Multimeter automatically measures your selected functions in up to 5 ranges, at the touch of a button. Drake's Digital Multimeter will not overload circuits and DC accuracy is 0.8% of reading ± 0.2% of full scale. A continuity test sounds a signal when circuit resistance is less than 20 ohms. The liquid crystal display and three step protection feature with auto-zeroing, polarity indication and over-range warning signal make it ideal for servicemen or hobbyists.

The Drake Digital Multimeter is sold complete with batteries (battery life is greater than 300 hrs.), probes, 20 amp current shunt, spare fuse, and soft carrying case for only \$95.95.

Add \$2.50 shipping and handling per order. Send check with order and provide street address for UPS shipment. Ohio residents add Sales Tax.




In Ohio, or for information call: 1-513-866-2421

Credit-Card buyers may call toll free 1-800-543-5612

R. L. DRAKE COMPANY

540 Richard Street, Miamisburg, Ohio 45342



This publication is available in microform.



University Microfilms International

Please send additional information

Name _____
Institution _____
Street _____
City _____
State _____ Zip _____

300 North Zeeb Road
Dept. P.R.
Ann Arbor, Mi. 48106
U.S.A.

30-32 Mortimer Street
Dept. P.R.
London WIN 7RA
England

ANALOG CIRCUITS

continued from page 75

sity or energy impinging on the diode doubles, the current in the circuit also doubles. It is that linear relationship that makes the photodiode desirable for picking up audio information from a movie soundtrack.

It is interesting to note that when an ordinary diode is reverse-biased, its saturation current rises with temperature. That is due to the energy added to the diode by heat. In a similar manner, energy is added to the photodiode by the presence of light. Light energy hitting an area is equal to the product of the light intensity and the size of the area involved.

Light-emitting diodes

Heat is generated when current flows through a diode. That heat, as just noted, is a form of energy. It is radiated from the diode. But light is also energy. Light, as well as heat, can thus be radiated from a diode if it is not covered by an opaque material. Diodes that produce light are called LED's (Light Emitting Diodes).

LED's can be used in numerous different applications. The most common application is as an indicating device. Another application is one of the components required in an opto-isolator. Here, light from the LED is coupled to a light-sensitive transistor. That type of transistor will be detailed in a future article. All you need be aware of here is that the amount of current flowing through a light-sensitive transistor increases as the amount of light striking it increases. Consequently, the LED may be in a circuit completely isolated electrically from that of the transistor. As the LED is turned on, light hits the transistor. Now it conducts more freely than before. Devices of that type can be constructed from two items—an LED and a light-sensitive transistor such as the Sylvania ECG3035. It is also available in one opto-isolator package ECG3042.

Voltage applied to LED's can range from about 1.5 to 2.2 volts. The voltage applied to an LED, as well as the maximum current through an LED, must never exceed the limits set by the manufacturer. In commercially available units, current ratings can vary from 5 to 100 mA. It is best to use a resistor in series with an LED to limit voltage and current to within the specifications.

Transistors

Having completed our discussion of diodes, we now turn our attention to transistor circuits. Two types of transistors are of primary interest to the designer—the bipolar and the field effect. In the next article, we will present methods of using those devices to perform different functions. We will note the various basic circuit arrangements and their characteristics. Also detailed will be the limits that must be observed so as not to reduce the useful life of those devices.

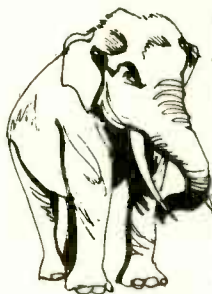
R-E

For
faster
service

USE
ZIP
CODE

on
all
mail

DON'T
FORGET



USE
YOUR
READER
SERVICE
CARD

Aaron-Gavin Kits

Equalizers Mixers LED Meters

STEREO GRAPHIC EQUALIZERS

31 Band EQ
21 Band EQ

KIT
\$328.
235.



11 Band EQ 119




LED METER



FEATURES: 12 HIGH RANGE LEDs, 12 LOW RANGE LEDs, 1200 OHM 1/4W RESISTORS, 100 OHM 1/4W RESISTORS, 100 OHM 1/4W RESISTORS, 100 OHM 1/4W RESISTORS

EQUALIZERS PRICED FROM \$119. to \$690.

LED METERS PRICES FROM \$48. to \$219.



11 Band High-Low Mixer Equalizer

PROFESSIONAL QUALITY
THAT YOU CAN
BUILD YOURSELF.


Special Multi-Purpose MIXER



ALL RIGHTS RESERVED
NO PART OF THIS PUBLICATION
MAY BE REPRODUCED OR
TRANSMITTED IN ANY FORM
OR BY ANY MEANS, ELECTRONIC
OR MECHANICAL, INCLUDING
PHOTOCOPYING, RECORDING,
OR BY ANY INFORMATION
STORAGE AND RETRIEVAL
SYSTEM, WITHOUT PERMISSION
IN WRITING FROM THE
PUBLISHER.


A Unique MIXER for DJ's—Studio's—Broadcasters

Two MIC inputs
Two AUX channels
3 Turntable inputs
Talkover Switch
Crossfade
400 Hz Filter
Beat Match
Subsonic Filters
Even Band Stereo
EQUALIZER
Headphones
Cassette Deck
Dual LED Meter



Call or write for full product information, specifications and pricing to: Aaron-Gavin, 123 South McCloy Street, Unit F, Santa Ana, CA 92701, (714) 957-8710.

An enclosure as good as your idea.



You've turned a good idea into a piece of equipment—now you need a good enclosure. Here's how PacTec can help you with our versatile enclosures:

- Attractive yet inexpensive.
- Durable ABS construction.
- Many sizes, colors, accessories.
- Built in bosses and slots speed component mounting.
- Available off-the-shelf from single unit to production quantities. See them at your PacTec Distributor. And ask him for your free catalog.



PACINTEC Corp.
subsidiary of La France Corp.
Enterprise and Executive Avenues
Philadelphia, PA 19153 (215) 365-8400

CIRCLE 34 ON FREE INFORMATION CARD

OF THE EIGHT MAJOR
CAPACITANCE INSTRUMENTS
MADE, ONLY THE CM-100...

DETECTS LEAKAGE

(and at half the price!)

\$89⁹⁵



Usefulness — Measure capacitors 10pF — 500µF; leakage 1 nA or .005 C.V., whichever is greater. **Accuracy** — To 2% depending on range. **Dependability** — Ruggedized construction; 1 yr. warranty. **Versatility** — In circuit measurement of capacitance and leakage. Output signal proportionate to measurement. **Portability** — 350 Hr. Battery Life.

*To 25,000µF with external voltmeter


Send check, address (NO P.O. BOX) plus \$3.50 Handling. CT res. add 7½% tax.

Phone orders: (203) 423-7940

ANDERS PRECISION INSTRUMENT CO., INC.
4 Bridge St. Plaza, P. O. Box 75 Willimantic, CT 06226

CIRCLE 41 ON FREE INFORMATION CARD

This Publication is available in Microform.



University Microfilms International

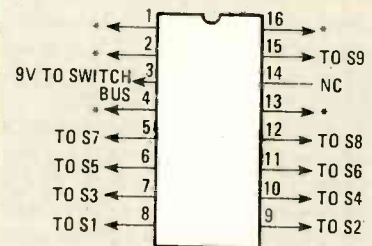
Please send additional information

for _____
Name _____
Institution _____
Street _____
City _____
State _____ Zip _____

300 North Zeeb Road
Dept. P.R.
Ann Arbor, Mi. 48106

SPEECH SYNTHESIZER

continued from page 46



PINS MARKED WITH "*" CONNECT TO SWITCH GROUND BUS.

FIG. 6—CONNECTIONS FROM PL1. This same arrangement can be used for connection to a computer's parallel port.




FIG. 7—PROTOTYPE OF the speech synthesizer. DIP header at top of board is not used in version described here.

(Fig. 3) and Fig. 6, using a DIP header for PL1 to mate with SO1 on the board. The completed board is shown in Fig. 7.

Apply power to the circuit and set S1 through S8 in the logic-zero (grounded) position. Now throw switch S9. You should hear a female voice say, "This is *Digitalker*."

Set switch S1 in the logic-one (9-volts) position, throw S9 and you will hear in a male voice say, "One." As you increment the switch address in binary fashion and throw S9 each time, the count will continue, "...two, three, four," etc. Table 1 shows the contents of each binary address; using that table to set the switches, you'll be able to put the synthesizer through its paces.

After you've had enough of throwing switches, you can unplug them and connect the board to your computer via a parallel port. Now, with a simple program your computer will be able to say things like, "TIME IS UP. PLEASE TRY AGAIN." You will quickly learn how to combine *pieces* of the pre-programmed words to form new words, as well; since output stops each time you access the SPC, it is a simple matter to slice phonemes out of several words and recombine them.

R-E

Radio-Electronics REPRINT BOOKSTORE

- | | |
|---|--|
| <input type="checkbox"/> Build Your Own Satellite TV Receiver \$7.00 | <input type="checkbox"/> Radio-Electronics back issues (1980) (each) \$3.50 |
| <input type="checkbox"/> 8-Ball Satellite TV Antenna \$5.00 | (March, May 1980 not available) |
| <input type="checkbox"/> Build Your Own Robot \$12.00 | Write in issues desired _____ |
| <input type="checkbox"/> TV Descrambler (January, February 1981) \$3.00 | <input type="checkbox"/> Radio-Electronics back issues (1978-79) (each) \$4.00 |
| <input type="checkbox"/> Video Entertainment (January 1982) \$2.00 | (October, November 1978 not available) |
| <input type="checkbox"/> Your Own Computer (October 1981) \$3.00 | Write in issues desired _____ |
| <input type="checkbox"/> Radio-Electronics Back issues (1981) (each) \$3.00 | <input type="checkbox"/> Special Projects (Spring 1981) \$4.00 |
| (February, March, December 1981 not available) | <input type="checkbox"/> How To Make PC Boards \$2.00 |
| Write in issues desired _____ | <input type="checkbox"/> All About Kits \$2.00 |

To order any of the items indicated above, check off the ones you want. Complete the order form below, include your payment—check or money order (DO NOT SEND CASH), and mail to Radio-Electronics, Reprint Department, 200 Park Ave. South, New York, NY 10003. Please allow 4 - 6 weeks for delivery.

If you need a copy of an article that is in an issue we indicate is unavailable you can order it directly from us. We charge 50¢ per page. Indicate the issue (month & year) pages and article desired. Include payment in full, plus shipping and handling charge.

ARTICLE _____
MONTH _____ YEAR _____
PAGES _____
TOTAL PAGES @ 50¢ ea. TOTAL PRICE _____

MAIL TO:

Radio-Electronics
Reprint Department, 200 Park Ave. South, New York, NY 10003

All payments must be in U.S. funds

Total price of order	\$ _____
Sales Tax (New York State Residents only)	\$ _____
Shipping & Handling (U.S. & Canada only)	\$ _____
(includes FIRST CLASS POSTAGE)	
\$1.00 per item	\$ _____
All Others (\$2.00 per item, sea mail)	\$ _____
(\$4.00 per item, air mail)	\$ _____
Total Enclosed	\$ _____

Name _____
Address _____
City _____ State _____ Zip _____

MARKET CENTER

SATELLITE TELEVISION

SATELLITE TV antenna, 10 ft. fiberglass, complete, polar mount, \$1950.00, electronics at cost also. **TRI-STAR COMMUNICATIONS**, Box 843, Erie, MI 48133 (419) 726-1095

SATELLITE television ... Howard/Coleman boards to build your own receiver. For more information write: **ROBERT COLEMAN**, Rt. 3, Box 58-ARE, Travelers Rest, SC 29690

SATELLITE TV. New low cost GasFets. LNA's, books, data sheets, satellite locating equipment. Catalog \$5.00. **ELITE ELECTRONICS**, RR1 St. George, Ontario, Canada N0E1N0

SATELLITE receiver kit \$500.00. Antenna builders manual \$10.00. Handbook and buyers guide \$5.00. **MICROWAVE SYSTEMS**, P.O. Box 1000, Westminster, CA 92683

INTERESTED in Home Satellite Television—Don't buy anything until you've read **Homesat Handbook & Buyers Guide**. Our book tells everything about home satellite TV and may save you hundreds, even thousands of dollars in your selection and installation of a system! \$10.00. **H & G HOMESAT SERVICES**, Box 422, Seaford, NY 11783

SATELLITE Super-Mixer: DBM-4150A, Clean up your TVRO receiver! Near theoretical performance; flat response, DC-1500IF SMA connectors; \$69.50—CK/MO/COD **RIGEL SYSTEMS**, 2984 Scott Blvd., Santa Clara, CA 95050 (408) 727-3628

SATELLITE television feed horn (brass) \$30.00. Postpaid USA MasterCard—money order—cashier check. **FRIEDSAM TV HARDWARE**, 112 West Main, Marshallville, GA 31057 (912) 967-2828

SATELLITE audio upconverter. Tune all audio subcarriers on your standard FM radio. PC board and complete plans—\$4.95. **SA ELECTRONICS**, Box 277T, South Milwaukee, WI 53172

SATELLITE TV low noise amplifier, build for under \$100.00! Satisfaction guaranteed! Detailed, easy to follow instruction manual \$7.00. **XANDI**, Box 25647, Dept. 21A, Tempe, AZ 85282

SATELLITE antenna manual—only \$24.95. Build a 12 foot, screened, all-aluminum, parabolic antenna with polar mount. For more information send \$1.00, refunded with order. **SA ELECTRONICS**, Box 277, South Milwaukee, WI 53172

SATELLITE, complete systems \$1,700.00 spherical, \$2,145.00 parabolic. Westcom/complete program listing, monthly, \$45.00. **SATELLITE TV GUIDE**, Ayden, NC 28513. Dealers welcome

FREE SATCOM
IN YOUR HOME
NEW AND IMPROVING

SATELLITE TV
FANTASTIC 80 TV CHANNELS

New antenna construction plans plus big 8x11 book loaded with aiming info, kits, LNAs and receivers at wholesale prices. Far better than cable TV! Enjoy crystal clear reception. Send \$9.95 today. Add \$2.00 for 1st class (air mail) or call our 24 hr. COD order line (305)862-5068 Now.

Global TV Electronics. P.O. Box 219-F, Maitland, FL 32751

BUSINESS OPPORTUNITIES

LAWYER Business litigation, patents, appeals. **JEROME FIELD**, B 292, Brooklyn 11230. Phone (212) 434-0781. Eves. 434-1825

PROJECTION TV ... Make \$200.00+ per evening assembling projectors ... Easy ... Results equal to \$2500.00 projectors ... Your total cost less than \$15.00 ... Plans, lens, & dealer's information \$14.00 ... Illustrated information free ... **MACRO-COMGKXX**, Washington Crossing, PA 18977. Credit card orders 24 hours. (215) 736-2880.

BUGGED? Low cost, low parts, wideband RF "bug" detector, locator, free details, **B. R. HODGINS**, RR#1, Smith Falls, Ontario K7A 5B8

DEALERS wanted: MATV/CATV, antennas, needles, films, free catalog, 212-897-0509, **D & WR**, 66-19 Booth, Flushing, NY 11374

HIGHLY PROFITABLE

ONE-MAN ELECTRONIC FACTORY

Investment unnecessary, knowledge not required, sales handled by professionals. Ideal home business. Write today for facts!

Postcard will do, Barta-RE-X, Box 248, Walnut Creek, CA 94597.

MECHANICALLY inclined individuals desiring ownership of Small Electronics Manufacturing Business—without investment. Write: **BUSINESSES**, 92-R, Brighton 11th, Brooklyn, NY 11235

CB RADIO

GET more CB channels and range! Frequency expanders, boosters, speech processors. FM converters, ignition noise blankers, how-to books, plans, modifications. Catalog \$2. **CB CITY**, Box 31500RE, Phoenix, AZ 85046

CORDLESS TELEPHONES

LOW prices, all major brands. Inquiries or Visa/MasterCard orders—(206) 743-3977. **TRINETICS**, Box 6005, Lynnwood, WA 98036

COMPUTERS

SAVE 90% A 4MHz Z80A with 64KB of RAM and a real front panel for \$120.00. Also CRT's, A/D, interfaces, etc. Roll-your-own-technology and save! Free details. **DIGATEK CORPORATION**, Suite E, 2723 West Butler Drive, Phoenix, AZ 85021

To run your own classified ad, put one word on each of the lines below and send this form along with your check for \$1.65 per word (minimum 15 words) to:
Radio-Electronics, 200 Park Avenue South, N.Y., N.Y. 10003

ORDER FORM

PLEASE INDICATE in which category of classified advertising you wish your ad to appear. For special headings, there is a surcharge of \$10.

{ } Plans/Kits () Business Opportunities () For Sale
{ } Education/Instruction () Wanted () Satellite Television
Special Category: \$10

(PLEASE PRINT EACH WORD SEPARATELY, IN BLOCK LETTERS.)

1	2	3	4	5
6	7	8	9	10
11	12	13	14	15
16	17	18	19	20
21	22	23	24	25
26	27	28	29	30
31	32	33	34	35

PLEASE INCLUDE FOR OUR FILES YOUR PERMANENT ADDRESS AND PHONE NUMBER.

CLASSIFIED COMMERCIAL RATE (for firms or individuals offering commercial products or services). \$1.65 per word prepaid (no charge for zip code). . . MINIMUM 15 WORDS. 5% discount for 6 issues, 10% for 12 issues within one year, if prepaid.

NON-COMMERCIAL RATE (for individuals who want to buy or sell a personal item) \$1.00 per word prepaid. . . no minimum.

ONLY FIRST WORD AND NAME set in bold caps. Additional bold face (not available as all caps) at 10c per word. All copy subject to publisher's approval. **ADVERTISEMENTS USING P.O. BOX ADDRESS WILL NOT BE ACCEPTED UNTIL ADVERTISER SUPPLIES PUBLISHER WITH PERMANENT ADDRESS AND PHONE NUMBER.** Copy to be in our hands on the 26th of the third month preceding the date of the issue (i.e., August issue closes May 26). When normal closing date falls on Saturday, Sunday, or a holiday, issue closes on preceding working day.

SATELLITE TV WEEK

The most complete weekly listings. We cover more than just SATCOM 3. Send \$1 for sample copy.

Satellite TV Week

P.O. Box 308, Fortuna, California 95540

Call toll free: (800) 358-9997 • California (707) 725-2476

WANTED

RECEIVING tubes, obsolete types, unused and boxed. But, no brokers. **VAN DATA SYSTEM CO.**, 1-12-8 Kyomachibori, Nishi-ku, Osaka 550, JAPAN.

PLANS & KITS

FREE catalog 99 cent kits. Buy 2 get 1 free. Parts, bargains galore. **ALLKIT**, 434 West 4th St., West Islip, NY 11795

PRINTED circuit boards from sketch or artwork. Kit projects. Free details. **DANOCINTHS INC.**, Box 261, Westland, MI 48185

CABLE TV converters and equipment. Plans and parts. Build or buy. For information send \$2.00. **C & D ELECTRONICS**, PO Box 21, Jenison, MI 49428

ELECTRONIC catalog. Over 4,500 items. Parts & components. Everything needed by the hobbyist or technician. \$2.00 postage & handling (United States only), refundable with first \$15.00 order. **T & M ELECTRONICS**, 474 East Main Street, Patchogue, NY 11772 (516) 289-2520

SUBSCRIPTION TV Plans: 2300 MHz Microwave Downconverter plus **BONUS UHF** system, both for \$15.00! Best systems available, no internal connections to TV. Parts, PCB's, Kits available, MC/VISA accepted. Other plans: Negative Ion Generator, Telephone Memory Dialer, UHF/VHF Antenna Amplifier, Wireless FM Intercom, \$4.00 each. Send SASE for more information. **COLLINS ELECTRONICS**, Box 6424, San Bernardino, CA 92412

LIGHTING display sequencers and controllers. Send SASE for information on plans, parts and consulting services. **DESIGN SPECIALTY**, 15802 Springdale St. #80, Huntington Beach, CA 92649

SAVE steps, money. Use your telephones as an

intercom. Plans \$5.00. **dB ENTERPRISES**, Box 453R, Westwood, NJ 07675

DYNACO and ALL tuner fans: PLL stereo demodulator (THD 0.04% separation 45 dB)—assem-

bled kits from \$24.95. Custom installation \$49.95. Satisfaction guaranteed! **VSM AUDIO**, P.O. Box 114, Maspeth, NY 11378

TRANSISTOR tester LED and meter indicators. power-supply 0-18 volt, two-ampere output. Plans \$2.50 each. **BH ELECTRONICS**, 208 Ann Ave., Valley Park, MO 63088

EXPERIMENTERS operate LD-65 full power 9V 6MA 180 HZ hand laser, 13 components \$13.21. Detector, 22 components \$7.44. Order schematics, \$5.00. **B&H ELECTRONICS**, 17 Main Street, Hohenwald, TN 38462

SINCLAIR 2X81 crowbar protection for regulator \$15.00, schematic \$2.00. Cassette and power supply interface with pre-regulator for Sinclair. parts. \$25.00, schematic \$3.50. PCB \$7.00. **ARNOLD GOLD**, 820 Prospect Ave., Hartford, CT 06105

OSCILLOSCOPE performance from your unmodified television for less than \$25.00. Super simple, accurate, practical. Order Tele-Scope circuit board and plans \$8.50. Get two for dual trace \$15.00. **MICROGRID**, Box 613, Ithaca, NY 14850

WERSI
KEYBOARD
KITS

WERSI Organs are demonstrably superior in overall performance, to ALL commercially built instruments, regardless of price. Best of all, you save 1/2 to 2/3 the cost with our easy to build kits. (Also factory assembled).
And now — after 3 years in research, the totally unprecedented "Pianostar" electronic piano (and much more!) has been unveiled to international raves!
You have to hear it to believe it!
Explore the exciting world of WERSI,
Free information package
Call free, 24 hrs.: 1-800-233-3865
(in PA call: 717/299-4377, 9-5)
Ask for "WERSI DATA PAK #M33"
Please specify Piano or Organ

QUALITY MICROWAVE TV SYSTEMS

2.1 to 2.6 GHz Ant.
34 db Gain (or Greater)
Complete System as pictured \$149.95
Down Converter Probe
Mntd., Assembled & Tested 64.95
Power Supply (12V to 16V)
Assembled & Tested 59.95
Data Info (Plans) 9.95

Phillips-Tech Electronics
P.O. Box 33205
Phoenix, AZ 85067
(602) 274-2885
D.O.'s Special Quantity Pricing

6 MONTH WARRANTY
PARTS & LABOR

MasterCard VISA

MICROWAVE HORN ANTENNA KIT

1.7-2.6 GHz Frequency Range 17-19 db Gain Kit w/Assembly Instructions \$39.95*
Down Converter Board \$19.95* (w/Antenna Kit \$14.95)
Parts Kit for Board \$29.95* (w/Antenna or Board \$24.95)
Complete Package (Antenna, Board & Parts Kit) \$79.95

MICROTEENNA ASSOCIATES
2335 South 2300 West, Salt Lake City, Utah 84119
Check or M.O. only — Allow 2-4 Weeks Delivery (Cost includes shipping)
*Utah Residents Please Add 5% Sales Tax

SUBSCRIPTION TV KITS

UHF Gated Pulse Kit \$39.00
UHF Sinewave Kit...\$37.00

Kits include parts, manual
and etched pc board.

Informative Catalog...\$2.00

J & W ELECTRONICS
P. O. BOX 61-B
CUMBERLAND, RI. 02864

VIDEO DISCOUNTS

TEKNIKA WIRELESS REMOTE CONTROL TV TUNER
Model 6301
\$110.00 ea.

REMOTE TV CONVERTER
Wireless Remote Control 40 Channels 4 or more
Model CTC5R
139.95 ea. **125.00** ea.

36 CHANNEL UP CONVERTER FOR TV & VTR Cable VHF to UHF
Model V5736
1-3 pieces **\$29.95** ea.
4 pieces & up **\$24.95** ea.

VIDEO SWITCHER
Model V 4801 **\$29.95** ea.
Flip a switch to watch a program on any channel, while simultaneously recording a program on any cable or pay TV channel - or vice versa. Plus, you can use your recorder's programming feature to record TV programs while you're away.

VIDEO CONTROL CENTER
Model IV 4802 **\$39.95** ea.
Provides remote control access of all your Video, TV or Cable inputs to your TV set or Big Screen TV from one convenient location by merely flipping a switch.

COAXIAL SWITCHING FOR TV VIDEO CASSETTE RECORDERS
Model AB-370 **\$6.95** ea.
3-position coaxial push-button switch.

COAX AB SWITCHES
Model AB-27 **\$2.95** ea.
• Input: 75 ohm. • Output: 75 ohm.

Model AB-28 **\$2.95** ea. Model AB-29 **\$2.95** ea.
• Input: 75 ohm. • Input: 75 & 300 ohm.
• Output: 300 ohm.

ANTENNA/CABLE TV SWITCH
Model AB-400 **\$10.95** ea.

ANTENNA/CABLE TV SWITCH
Model AB-410 **\$9.95** ea.
• Switches from cable to antenna system instantly. • Accepts 75 or 300 ohm inputs.

TV GAME SWITCH
Model IV 450 **\$2.95**
300 ohm in and out with RCA plug.

VHF/FM AMPLIFIERS
Model 7002 **\$9.95** ea.
• All solid state signal amplifier boosts weak signals. For 2 sets.

Model 7004 **\$12.95** ea.
• For up to 4 sets • Signal gain 3 db

DISTRIBUTION AMPLIFIER VHF/UHF FM
With FM Trap
Model DA-425 **\$29.95** ea.
• Designed for TV/VCR multiple-set installations.

QUICK CONNECT "F" PLUG & BALUN
Model IV 400 **\$1.50** ea.
10 for \$12.50

QUICK CONNECT "F" PLUG RG 59U
Model IV 4036 **\$2.50** ea.
10 for \$6.00
For 75 ohm cable. No wiring necessary. 6 ft.

VHF/UHF MATCHING TRANSFORMERS
Model MT-1 **\$1.75** ea.
10 for \$6.00
VHF/UHF 75-300 ohm matching unit. Miniature size completely shielded and balanced for reduction of direct pick-up.

Model MT-2 **\$1.10** ea.
10 for \$9.00
Completely plastic molded construction for weather-proofing. Supplied with rubber boot.

FORDHAM
855 Conklin St., Farmingdale, N.Y. 11735

Master Charge N.Y. State residents add appropriate sales tax.
 VISA COD Money Order Check
 \$25.00 minimum order COD's extra (requires 25% deposit)

ADD FOR SHIPPING AND INSURANCE TO \$250.00 \$ 4.50
 \$251.00 to 500.00 6.00
 501.00 to 750.00 8.50
 751.00 to 1000.00 12.00
 over 1000.00 12.50

TOLL FREE (800) 645-9518
in N.Y. State call (516) 752-0050

RADIO-ELECTRONICS

TTL 74LS SERIES

74LS00N	21	74LS73N	35	74LS147N	1.96	74LS221N	89	74LS321N	3.95
74LS01N	22	74LS74N	32	74LS148N	1.39	74LS222N	1.25	74LS322N	4.95
74LS02N	24	74LS75N	45	74LS151N	1.19	74LS224N	1.19	74LS323N	4.95
74LS03N	24	74LS76N	44	74LS153N	.42	74LS242N	1.19	74LS324N	3.25
74LS04N	25	74LS78N	52	74LS154N	1.99	74LS244N	1.19	74LS325N	1.65
74LS05N	25	74LS79N	69	74LS156N	.87	74LS244N	1.25	74LS326N	1.24
74LS08N	25	74LS85N	89	74LS157N	.48	74LS245N	1.95	74LS328N	1.28
74LS09N	25	74LS86N	65	74LS158N	.48	74LS247N	.84	74LS328N	9.95
74LS10N	24	74LS87N	52	74LS160N	.79	74LS248N	1.09	74LS328N	1.65
74LS11N	28	74LS89N	99	74LS161N	.75	74LS249N	1.10	74LS329N	1.95
74LS12N	25	74LS92N	54	74LS162N	.54	74LS251N	.69	74LS329N	1.95
74LS13N	36	74LS93N	52	74LS163N	.69	74LS253N	.69	74LS329N	1.95
74LS14N	48	74LS94N	54	74LS164N	.72	74LS255N	.69	74LS329N	1.95
74LS15N	44	74LS95N	54	74LS166N	.44	74LS256N	.49	74LS329N	1.95
74LS16N	27	74LS107N	42	74LS166N	.44	74LS256N	.49	74LS329N	1.95
74LS17N	26	74LS109N	36	74LS170N	1.59	74LS260N	1.25	74LS329N	1.95
74LS18N	34	74LS122N	36	74LS173N	.87	74LS271N	1.19	74LS329N	1.95
74LS19N	34	74LS123N	36	74LS174N	.44	74LS273N	1.19	74LS329N	1.95
74LS20N	29	74LS123N	59	74LS175N	.45	74LS275N	3.39	74LS329N	1.44
74LS21N	27	74LS123N	59	74LS175N	.45	74LS275N	3.39	74LS329N	1.44
74LS22N	27	74LS123N	59	74LS175N	.45	74LS275N	3.39	74LS329N	1.44
74LS23N	27	74LS123N	59	74LS175N	.45	74LS275N	3.39	74LS329N	1.44
74LS24N	29	74LS125N	49	74LS181N	1.99	74LS279N	.44	74LS329N	1.44
74LS25N	29	74LS125N	49	74LS181N	1.99	74LS279N	.44	74LS329N	1.44
74LS26N	29	74LS125N	49	74LS181N	1.99	74LS279N	.44	74LS329N	1.44
74LS27N	29	74LS125N	49	74LS181N	1.99	74LS279N	.44	74LS329N	1.44
74LS28N	44	74LS132N	38	74LS182N	1.59	74LS283N	.84	74LS329N	1.95
74LS29N	44	74LS132N	38	74LS182N	1.59	74LS283N	.84	74LS329N	1.95
74LS30N	72	74LS133N	49	74LS191N	.85	74LS290N	.79	74LS329N	1.95
74LS31N	78	74LS136N	42	74LS191N	.85	74LS290N	.79	74LS329N	1.95
74LS32N	74	74LS138N	55	74LS193N	.74	74LS293N	.74	74LS329N	1.95
74LS33N	24	74LS139N	85	74LS194N	.74	74LS298N	1.89	74LS329N	1.95
74LS34N	24	74LS139N	85	74LS194N	.74	74LS298N	1.89	74LS329N	1.95
74LS35N	24	74LS145N	1.09	74LS197N	.88	74LS320N	2.75	74LS329N	1.95

MICRO COMPUTER SUPPORT CENTER STATIC RAM'S

P2102-25L	1K	(1K x 1)	250NS	16 PIN Low Power	1.59
P2016-10	16K	(2K x 8)	100NS	24 PIN	19.95
P2016-15	16K	(2K x 8)	150NS	24 PIN	11.95
P2016-20	16K	(2K x 8)	200NS	24 PIN	9.95
P2114-20L	4K	(1K x 4)	200NS	18 PIN Low Power	2.45
P2114-30L	4K	(1K x 4)	300NS	18 PIN Low Power	2.20
P2147-055	4K	(4K x 1)	55NS	18 PIN	4.95
C2167-055	16K	(16K x 1)	55NS	20 PIN	29.95
C2167-070	16K	(16K x 1)	70NS	20 PIN	26.95
P5516-25	16K	(2K x 8)	250NS	24 PIN (CMOS)	17.95
P6116-15	16K	(2K x 8)	150NS	24 PIN (CMOS)	17.95
P6116-20	16K	(2K x 8)	200NS	24 PIN (CMOS)	15.95
P6167-070	16K	(16K x 1)	70NS	20 PIN (CMOS)	24.95
P6514-20	4K	(1K x 4)	200NS	18 PIN (CMOS)	5.65
P6514-45	4K	(1K x 4)	450NS	18 PIN	4.65

CMOS

CD4001BE	17	CD4023BE	17	CD4047BE	.64	CD4081BE	.17	CD4522BE	9.99
CD4002BE	17	CD4024BE	.55	CD4048BE	.52	CD4082BE	.39	CD4523BE	5.3
CD4006BE	60	CD4025BE	17	CD4051BE	.54	CD4083BE	.41	CD4524BE	3.18
CD4009BE	27	CD4026BE	120	CD4052BE	1.20	CD4084BE	2.20	CD4525BE	3.15
CD4011BE	17	CD4027BE	36	CD4053BE	.54	CD4085BE	.57	CD4526BE	4.6
CD4012BE	25	CD4028BE	.55	CD4054BE	.59	CD4086BE	.52	CD4527BE	7.5
CD4013BE	30	CD4029BE	.58	CD4055BE	.20	CD4087BE	.52	CD4528BE	1.85
CD4014BE	49	CD4030BE	.60	CD4056BE	.44	CD4088BE	1.89	CD4529BE	9.4
CD4015BE	49	CD4031BE	1.60	CD4057BE	.17	CD4089BE	1.70	CD4530BE	3.9
CD4016BE	28	CD4032BE	1.30	CD4058BE	.17	CD4090BE	.59	CD4531BE	7.9
CD4017BE	53	CD4033BE	.65	CD4059BE	.17	CD4091BE	.45	CD4532BE	8.5
CD4018BE	47	CD4034BE	57	CD4070BE	.17	CD4092BE	1.69	CD4533BE	4.2
CD4019BE	38	CD4035BE	38	CD4071BE	.17	CD4093BE	.99	CD4534BE	7.1
CD4020BE	55	CD4036BE	53	CD4072BE	.17	CD4094BE	.99	CD4535BE	7.1
CD4021BE	48	CD4037BE	51	CD4073BE	.53	CD4095BE	.71	CD4536BE	9.5
CD4022BE	56	CD4038BE	63	CD4078BE	.23	CD4528BE	.63	CD4193N	7.2

DYNAMIC RAM'S

P4050-30	4K	(4K x 1)	300 NS	18 PIN	3.65
P4060-30	4K	(4K x 1)	300 NS	22 PIN	3.65
P4116-20	16K	(16K x 1)	200 NS	16 PIN	1.95
P4116-25	16K	(16K x 1)	250 NS	16 PIN	1.75
P4164-15	64K	(64K x 1)	150 NS	16 PIN	12.95
P4164-20	64K	(64K x 1)	200 NS	16 PIN	12.95

EPROM'S

C2708-45	8K (1K x 8)	450NS	24 PIN	5.28
C2716-7	16K (2K x 8)	450NS	24 PIN	5.20
TMS2516	16K (2K x 8)	450NS	24 PIN	9.95
TMS2716	32K (2K x 8)	450NS	24 PIN	12.80
C2732	32K (2K x 8)	450NS	24 PIN	12.80
C2564	64K (8K x 8)	450NS	24 PIN	24.95
C2764	64K (8K x 8)	450NS	24 PIN	24.95
C1702A	2K (256 x 8)	1US	24 PIN	9.95

BIPOLAR PROM'S

6330/82S23	32 x 8	Open Collector	16 PIN	2.50
6331/82S123	32 x 8	Tristate	16 PIN	2.50
93417/82S126	256 x 4	Open Collector	16 PIN	2.45
93427/82S129	256 x 4	Tristate	16 PIN	2.45
93436/82S130	512 x 4	Open Collector	16 PIN	4.95
93446/82S131	512 x 4	Tristate	16 PIN	4.95
93448/82S141	512 x 8	Tristate	24 PIN	7.95
93453/82S137	1024 x 4	Tristate	18 PIN	6.95
93451/82S181	1024 x 8	Tristate	24 PIN	14.95
24581/82S185	2048 x 4	Tristate	18 PIN	14.95
28S166/82S191	2048 x 8	Tristate	24 PIN	22.50

EPROM, PROM and PAL Programming Services Available. Guaranteed 24 Hour Turnaround Time.

Please include Truth Table or Master PROM with your order.

MICROPROCESSOR CHIP SETS

6500 FAMILY		8080 FAMILY	
6502 CPU	6.95	8035	5.45
6504 CPU	6.95	8039	7.95
6505 CPU	6.95	8080	4.95
6520	4.65	8085	7.95
6522	7.95	8086 (5 MHz)	49.95
6532	10.85	8155	9.00
6551	11.10	8148	28.95
		8212	2.25
		8214	3.85
		8216	1.95
		8224	2.95
		8226	2.25
		8288	13.95
		8216	2.65
		8218	2.65
		8219	7.95
		8220	16.50
		8221	3.15
		8222	4.85
		8223 (6 MHz)	79.00
		8224 (8 MHz)	94.50
		8225	6.50
		8226	6.25
		8227	16.50
		8228	14.50

MICRO-PROCESSOR QUARTZ CRYSTALS

6500 (6 MHz)	79.00	820A-OMA	16.50	STANDARD FREQUENCIES AND PACKAGES
6500 (8 MHz)	94.50	820A-DART	14.50	1-12 MHZ ONLY 3.75

THE SIMPLE SOLUTION TO I.C. SELECTION 1982 IC MASTER

Deluxe 3500 Page 2-Volume Set
55,000 I.C. Devices
150 Manufacturers
2400 Complete Data Sheets from 62 Manufacturers
Quarterly I.C. Updates Included in Price
Regularly \$82.50
ACTIVE'S PRICE \$69.95

OPTOELECTRONICS

L.E.D. Lamps		
LED 209	T-13mm Red	10
LED 211	T-13mm Green	19
LED 212	T-13mm Yellow	14
LED 220	T-1-3/4mm Red	11
LED 222	T-1-3/4mm Green	19
LED 224	T-1-3/4mm Yellow	19
Displays		
FND 357	7 Segment Alpha Num.	1.29
FND 500/71L 322	7 Segment Alpha Num.	1.19
FND 507/71L 321A	7 Segment Alpha Num.	1.19
DL 707/71L 321A	7 Segment Alpha Num.	7.75
DL 1416	(4 Digit, 16 Segment Alpha Num.)	24.95
DL 2416	(4 Digit, 17 Segment Alpha Num.)	27.95
Isolators		
ILD 74 1.49	11L 111 51	
ILD 74 2.60	4N 26 51	
ILCT 6 1.85	4N 33 69	
MCT 2 .52		

Refer to our previous JUNE ad for other devices not listed here.

Active is your one stop source for the widest variety of electronic components. Contact us for devices not listed and for volume quotes.

Unless superseded next month, the prices will remain valid for 60 days.

PRESSURE-SENSITIVE P.C. DRAFTING AIDS

Make professional P.C. artwork using **Becco** by Bishop Graphics Inc.
Artwork tape, donut pads, 'TO' style patterns, dip patterns, cut pads, multi-purpose pre-spaced pads, insertion type connector patterns and much more. **EACH ONLY \$1.99**

FLAT RIBBON CABLE

GREY			RAINBOW		
14 COND	35/FT.	34 COND	85/FT.	14 COND	49/FT.
16 COND	39/FT.	40 COND	99/FT.	16 COND	57/FT.
25 COND	65/FT.	50 COND	125/FT.	25 COND	79/FT.
				34 COND	1.22/FT.
				40 COND	1.43/FT.
				50 COND	1.79/FT.

FUSES

3 AG Normal Bio Fuses (250V or less)
Amperes normally stocked range from 1/4A to 7A
1/4 3/4 1 1 1/2 2 3 4 5 6 7 8 10 15 20 25 30 35 40 45 50 60 70 75 80 90 100
3 AG Slow-Blow Fuses (250V or less)
Amperes normally stocked range from 1/4A to 20A
1/4 1/2 3/4 1 1 1/2 2 3 4 5 6 7 8 10 15 20 25 30 35 40 45 50 60 70 75 80 90 100
Fuse clips with ears and earless
3 AG mini panel fuse holders

RESISTOR NETWORKS

SINGLE-IN-LINE		DUAL-IN-LINE			
4306R - 3 OR 5 RESISTORS	6 PINS	74	4114R - 7 OR 13 RESISTORS	14 PINS	85
4308R - 4 OR 7 RESISTORS	8 PINS	79	4116R - 8 OR 15 RESISTORS	16 PINS	89
4310R - 5 OR 9 RESISTORS	10 PINS	84			

Available values from 33 Ohms to 220,000 Ohms
Specify part no. and no. of resistors and value (Ohms) with your order.

POTENTIOMETERS

3329H/82PR	.5 Watt Single Turn 1.74 ea.	3299W/68RW	.18 Watt 1.84 ea.	3006P/89PR	.75 Watt 20 Turn 1.19 ea.	3386P/72PR	.5 Watt Single Turn .99 ea.
------------	------------------------------	------------	-------------------	------------	---------------------------	------------	-----------------------------

I.C. SOCKETS

DUAL-IN-LINE LOW PROFILE I.C. SOCKETS		DUAL-IN-LINE WIRE WRAP I.C. SOCKETS	
Contacts	Price	Contacts	Price
08	12.20	08	34.20
14	14.22	14	52.22
16	16.24	16	55.24
18	18.26	18	57.26
	40		40

SWITCHES

Pushbutton	Miniature Bat Toggle	Slide Switch
MSPS-103(B) or (C) SPST (B) Normally Closed (C) Normally Open	MST-105D SPDT On None-On	SLS-220 DPDT ONLY
.75	1.99	.59

NOW YOU CAN CALL US TOLL FREE 800-343-0874 (except Mass.)

FAST - EFFICIENT MAIL ORDER SERVICE

U.S. Customers P.O. Box 8000, Westborough, Mass. 01581
Mass. Residents Call (617) 366-0500
Outside U.S. 5651 Ferrier St., (Mil.), Quebec, Canada H4P 1N1
Telex No.: 05-823554 Twx No.: 610-421-3251
All prices shown are in U.S. dollars.
Foreign customers remit payment on int'l bank draft or postal money order in U.S. currency.
Minimum mail order \$10. — Add \$3.00 to cover postage & handling.
Visit our new Westboro outlet in Massachusetts
Visa and Mastercard accepted.

PROJECTION TV ... Convert your TV to project 7 foot picture. Results equal to \$2500.00 projector. Total cost less than \$20.00. Plans & lens \$16.00. Illustrated information free. Credit card orders 24 hours. (215) 736-3979. MACROCOMGKK, Washington Crossing, PA 18977

SUBSCRIPTION television education manual. Complete theory and circuits \$9.95. Parts and kits available. **D & S ENTERPRISES**, PO Box 110901RE, Nashville, TN 37211

PROTECT your property. Alarm plans \$4.00. Uses integrated circuits. **McINNIS**, 860 Cole Road, Aromas, CA 95004

DOUBLE pane windows. For summer and winter insulation. Send \$5.50 for plans. to **MTB Enterprises**, Box 13, North Chicago, IL 60064



MINI FM MIC
Compact size, only 2"x1"x1/4". Transmits to FM radio 88-108 MHz. Exceptional audio quality. Transmits stable signal up to 900 ft. Complete kit incl. case, battery & instructions. Only \$13.95. Assembled \$18.95. Add \$1.55 S&H ea. Send 18c stamp for brochure.
S.E. Corp., Box 16969-R
Temple Terrace, FL 33687

FREE KIT Catalog
FUNCTION GENERATOR KIT \$59.95
Auto-Ranging Cap-meter kit \$79.95
Phone 415-447-3433
Write or Phone for FREE CATALOG. MENTOR'S Average 1 minute Saturday call is 21¢.
DAGE SCIENTIFIC INSTRUMENTS
BOX 1054R LIVERMORE CA 94550

REEL-TO-REEL TAPES
TRUCKLOAD sale, Ampex Audio Tape. High quality reel to reel 1800' or 2400' on 7" reels, used once. \$45.00 case of 40. **B. THIERS**, Box 6, Richboro, PA 18954

EDUCATION & INSTRUCTION

UNIVERSITY degrees by mail! Bachelors, Masters, Ph.D.'s ... Free revealing details. **COUNSELING**, Box 317-RE7, Tustin, CA 92680.

ATTENTION ELECTRONIC TECHNICIANS
Highly Effective Home Study BSEE Degree Program for Experienced Electronic Technicians
Our New Advanced Placement Program grants Credit for previous Schooling & Professional Experience. Advance Rapidly! Our 36th Year!
FREE DESCRIPTIVE LITERATURE!
Cook's Institute of Electronics Engineering
DESK 15, P.O. BOX 20345, JACKSON, MS 39209

Be an FCC LICENSED Electronic Technician
Earn up to \$600 a Week & More!
No costly school — The Original FCC Tests
Answers exam manual that prepares you at home for FCC General Radiotelephone License
Newly revised multiple-choice exams cover all areas tested on the actual FCC Govt exam!
No previous experience required. \$12.95 post-paid. Moneyback Guarantee.
Dept. E P.O. Box 26348, San Francisco, CA 94126
COMMAND PRODUCTIONS

COMPUTER SOFTWARE

OSI & VIC-20 software and supplies available. Catalog \$1.00. **BMS**, Box 2132-RE, Oak Park, IL 60303

FIBEROPTICS

FIBEROPTIC TTL trans, receiver kit DC—20 kHz 100 ft range. \$24.95 boards, components, manual. 10 ft jacketed glass cable. Manual \$5.00, cable 32c/ft. power, cases, required. Analog level, audio models, engineering available. **TECHTRON**, PO Box 912, Saddle Brook, NJ 07662 (201) 628-1045

FOR SALE

MICROWAVE receiver system. Write: "Dealers Wanted," Dept. RE, POB 4181, Scottsdale, AZ 85258 (602) 941-9395

SCANNER/monitor accessories—kits and factory assembled. Free catalog. **CAPRI ELECTRONICS**, Route 1R, Canon, GA 30520

THE Intelligence Library. Restricted technical secrets—books on electronic surveillance, lock-picking, demolitions, investigation, etc. Free brochures: **MENTOR**, Dept. Z, 135-53 No. Blvd., Flushing, NY 11354

CABLE TV CONVERTERS DESCRAMBLERS
BUY DIRECT & SAVE
40 CHANNEL CONVERTER \$38 Regular \$69
AMATEUR MICROWAVE ANTENNA
• Microwave Parabolic Antenna
• 26 DB Gain
• Advanced Down Converter
• Power Supply Included
• Low-Loss Coaxial Cables
• Complete-Ready to Install
\$119 Elsewhere \$289
Send \$2 for Complete Catalog
Quantity Discount • VISA • COD
VIDEO RESEARCH
PO BOX 19462
LOUISVILLE, KY 40219
For Orders Only 800-626-5533
For Information 502-969-1810

SURPLUS ITEMS!

We're closing out our parts business to concentrate on the **CompuPro** line of high performance computers. Remaining parts listed below are limited quantity, first come/first served. Counts approximate (±5%). No phone orders, no partial orders. Use this ad as order blank, or photocopy ad.

DELUXE 12V CLOCK NOW ON SPECIAL!

For cars, vans, planes, boats, or houses using alternate DC power, National's MA1003 is the finest looking, most readable 12V DC clock module we've ever seen. Includes four blue/green fluorescent 0.3" readouts that are more pleasing to the eye, and more readable, than LEDs or LCDs; brightness control option; "dim-when-headlights-on" option for automotive applications; and sample application note.

These have sold elsewhere for up to \$19.95. Our price: \$8.95 each, 2/\$17.95, or if you're looking for real value, 10/\$59.95! Take advantage now of the one of the best clock module deals on the market.

CAPACITORS

1000 uF/35V, axial	40/\$5
500 uF/15V, axial	50/\$5
2200 uF/16V pc mount	35/\$5
1000 uF/16V	50/\$5
220 uF/25V pc mount	50/\$5
1000 uF/150V	25/\$5
10,000 uF/10V axial	25/\$5

TRANSISTORS

MPS3694 NPN	1000/\$35
2N4400 NPN 1/4" leads	2000/\$70
2N5227 PNP	1000/\$35
2N4917 PNP	2000/\$70
FPQ3725 quad xstors	50/\$5

LOW PROFILE SOCKETS

8 pin	50/\$5
14 pin	50/\$5
16 pin	50/\$5
18 pin	40/\$5
20 pin	35/\$5

LINEAR ICs

LM301	30/\$5
LM741	50/\$5
LM733	50/\$5
LM380	30/\$5
LM556	25/\$5
LM703	25/\$5
uA706	20/\$5
uA723	25/\$5
LM1458	20/\$5
CA3080	10/\$5
4195TK	20/\$5
LM7806 +6 reg	10/\$5
LM7808 +8V reg	10/\$5
LM7815 +15V reg	10/\$5
LM7818 +18V reg	10/\$5
LM7824 +24V reg	10/\$5
LM7906 -6V reg	10/\$5
LM7908 -8V reg	10/\$5
LM7915 -15V reg	10/\$5
LM7918 -18V reg	10/\$5
LM7924 -24V reg	10/\$5

CMOS

4010	40/\$4
4015	40/\$5
4016	50/\$5
4019	40/\$5
4022	40/\$5
4023	60/\$6
4025	50/\$5
4028	60/\$5
4030	50/\$5
4040	20/\$5
4069	50/\$5
4071	50/\$5
4073	50/\$5
4075	50/\$5
4093	50/\$5
4116	50/\$5
4507	50/\$5
4512	50/\$5

ODDS AND ENDS

Misc. pots - some funny shafts, some duals, some singles, no time to select	35/\$5
250 Ohm trim pots	50/\$5
500 Ohm	50/\$5
25A/50V diode bridges	5/\$5
Dynamic mic originally designed for Cartrivision with extension cable (miniplug male and female); stereo pair	5/\$5
Extension cable as above	5/\$5
Stereo amps with LM380s and pots. May even work!	2/\$5
15 MHz crystal oscillator in small can	2/\$5
Colorburst crystal 3.58 MHz	
1 MHz HC-6 crystal	5/\$5

GODBOUT ELECTRONICS

OAKLAND AIRPORT, CA 94614-0355

Send the coupon below to Bill Godbout Electronics, RE Parts Sale, PO Box 2355 Oakland Airport, CA 94614-0355.

Please send the parts circled above to (PLEASE PRINT OR TYPE):

Name _____
Street Address (necessary for UPS delivery) _____

Town _____ State _____ ZIP _____


Subtotal for parts: _____
Californians add tax \$ _____
Handling (strike out for orders over \$25) \$ 2.00
Postage (allow 5%, excess refunded) \$ _____

TOTAL \$ _____

Radio Shack Parts Bring Your Ideas to Life!

No Waiting! • No Minimum Order! • Low Prices!

Solar Power Demo Kit



995

- Ready to Use
- Ideal for Models

A top-quality solar cell pre-wired to a precision DC motor—ready for your creative ideas! Great for building into model windmills, boats, radiometers and more. Includes miniature propeller, color wheels, illustrated booklet. 277-1201 . . . 9.95

Now That It's Working . . .



A 995


B 695

Dress up that special project! Both of these deluxe enclosures feature vented steel top, easy-to-work aluminum chassis, removable rubber feet and great-looking "TRS-80 gray" styling.

Fig.	Size	Cat. No.	Each
A	3 1/4 x 7 1/2 x 5 7/8"	270-229	9.95
B	2 1/2 x 5 1/8 x 4 1/16"	270-228	6.95

Here's a Fast, Easy Way To Design and Build!

Design and Debug Your Circuit On a Socket, Transfer It to the PC Board



- A** Pre-Drilled PC Board. Holes match sockets (**B** and **C**) for easy transfer. 2 1/8 x 5 7/16 x 1/16", with 0.3" DIP center. 550 connection points. 276-170 . . . 3.29
- B** Modular IC Breadboard Socket. DIP center. These boards snap together for larger projects and accept 30 to 22-gauge solid wire. Two busses, 550 indexed connection points. 2 1/8 x 6". 276-174 . . . 11.95
- C** Modular IC Breadboard Socket. As above, but with 270 indexed connection points. 2 1/8 x 3 3/8". 276-175 . . . 6.95
- D** Accessory Panel. Snaps into interlock groove of **B**. Allows you to mount controls, switches and read-outs. 5 3/8 x 2 1/4". 276-171 . . . 1.99

Engineer's Notebook II

Only **249**



By Forrest Mims III

Gives you practical circuits for most analog and digital ICs. A wealth of information, presented in an easy-to-read format. 128 pages. Punched for three-ring binder. 276-5002 . . . 2.49

Computer Connectors

Solderless, Reusable Type




Fig.	Description	Cat. No.	Each
A	D-Sub Male for RS-232	276-1559	4.99
B	25-Pin D-Sub Female	276-1565	4.99
C	40-Position Card-Edge	276-1558	4.95
D	34-Position Card-Edge	276-1564	4.95

TV Horizontal Output Transistor



795

2SC1308. Top-quality NPN replaces ECG-238, GE-38, SK-3115 in many 19" color sets. With insulator, bushings. Why pay more? 276-2055 . . . 7.95

Joystick Pot



495

Includes Mounting Template

Great for video games, computers, radio control and more! Twin 100,000-ohm linear pots. 1"-long control. 271-1705 . . . 4.95

SPDT DIP Relay

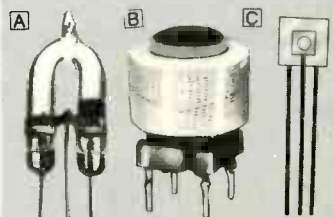


299

Contacts Rated 1 Amp at 125VAC

5VDC, 56-Ohm Coil. Sensitive. Sub-mini size and ideal for PC board or DIP socket mounting. 3/8 x 3/8 x 7/16". 275-216 . . . 2.99

Photo Bargains!



- A** Xenon Strobe Flashtube. Bright, long-life. Great for projects or replacement use. Trigger voltage: 4kV. Anode: 300V maximum. 200V min. With specs. 272-1145 . . . 2.99
- B** 4kV Trigger Coil. Use with flashtube (above). Requires 200-300VDC primary source. With wiring diagrams. 272-1146 . . . 1.49
- C** LASCR Photo Detector. Fast response makes it ideal for "slave" photoflash units. TO-92 case. 276-1095 . . . 1.99

Mercury Switch



89¢

This submini gravity-actuated switch is ideal for tamper alarms, position detecting and more. Rated 100 milliamps at 24VDC. 275-025 . . . 89¢

Micronta® Test Equipment Values



A 1995

B 3495

- A** Digital Logic Probe. Simplifies digital troubleshooting by indicating high, low or pulsed logic states with LEDs. Powered by circuit under test. 22-301 . . . 19.95
- B** 27-Range VOM. Measures AC/DC volts, ohms, DC milliamps, decibels. Big 4" mirrored scale. 30,000 ohms per volt DC sensitivity. With leads, manual. Requires "AA" and 9V batteries. 22-203 . . . 34.95

Micro Test Clips



149

Pkg. of 2

Insulated

Spring-action—ideal for testing on hi-density PC boards. 1 1/2" long. Solder type. One red, one black. 270-370 . . . Pkg. of 2/1.49

Binding Post Set



139

Pkg. of 2

Secure contact with push to release. Accept up to 14-gauge wire. Includes one red, one black. 274-660 . . . Pkg. of 2/1.39

IC Protector Mat



Only **89¢**

5 x 5" conductive foam mat protects sensitive ICs from static charges. Pays for itself with the first chip it saves! 276-2400 . . . 89¢


'Phone Adapters



- A** 1/4" Stereo Phone Jack to 1/8" Stereo Phone Plug. Use standard stereo headphones with the new mini portables. 274-366 . . . 2.59
- B** 1/8" Stereo Jack to 1/4" Stereo Plug. Use "mini" headphones with std. jacks. 274-367 . . . 2.39

5-Volt Reed Relay

Only **99¢**



DPST contacts rated 0.5 amp at 125VAC. 5-volt, 180-ohm coil. PC board mountable. 275-228 . . . 99¢

DC Microammeter



Cut 33%
Reg. 8.95
5.95

0 to 50 Microamps DC. Precision jeweled movement and easy-to-read face. 270-1751 . . . Sale 5.95

Radio Shack®

A DIVISION OF TANDY CORPORATION • OVER 8200 LOCATIONS IN 76 COUNTRIES

Retail prices may vary at individual stores and dealers

CIRCLE 61 ON FREE INFORMATION CARD

RESISTORS ¼W, ½W 5% carbon films 3c ea. **NO MINIMUMS.** Cabinet assortments, 1% metal films. Request details. Bulk pricing available. **JR INDUSTRIES** 5834-C Swancreek, Toledo, OH 43614

SAVE up to 50% on name brand test equipment. Free catalog and price list. **SALEN ELECTRONICS**, Box 82-G, Skokie, IL 60077

BOOTLEGGERS Bible for CB modifications \$12.95. CB Radio Repair Manual, \$8.95. Linear Planbook \$11.95. Also kits, complete units, and more! Catalog \$1.00 at: **A.P. SYSTEMS**, POB 263 RE, Newport, RI 02840

MICROWAVE TV antennas. Best in the West! Rod disc type. Complete with cable accessories. Warranty 52 dB \$149.00. Dealers wanted. **GALAXY ELECTRONICS**, 6007 N. 61st Ave., Glendale, AZ 85301 (602) 249-1151

CABLE TV converters. microwave antennas. cable parts, plans, parts and assembled units. For information send \$2.00. **SAT-TECH** P.O. Box 10026, Cleveland, OH 44110

HIGHEST quality & highest gain, state-of-the-art microwave receiver systems, kits, complete, catalog \$2.50. Wholesale prices, dealers inquire VIDEO COMMUNICATIONS RESEARCH, 13735 SW Bull Mtn. Rd., Tigard, OR 9723

HEWLETT-Packard 608C signal generator. 10-480 MHz, calibrated \$250.00. Test equipment catalog 25c. **EF ELECTRONICS**, 10 Afton, Aurora, IL 60538

QUALITY electric soldering gun with light. Excellent tool for any soldering job. Written guarantee.

39¢ ADD \$2.50 FOR POSTAGE

30 CHANNEL CABLE TV CONVERTER

FREE! UNUSUAL 96 PAGE ELECTRONIC PARTS & IDEAS CATALOG!

ORDER No. 171AE047

ETCO ROUTE 9N, PLATTSBURGH, N.Y. 12901 Tel.: (518) 561-8700.

SUPER SALE

EPROM's

1-7 8 up 50 up

2716 (450nS, 5V) \$3.95 \$3.55 CALL
2732 (450nS, 5V) 7.85 6.95 CALL

2K x 8 CMOS RAM

1-7 8 up 50 up

6116P-3 (150nS) \$7.50 \$7.20 CALL


16K RAM EXPANSION KIT

For TRS-80 Model III

Set of 8 pieces UPD416C-2 (200nS) \$12.95
Data furnished with purchase on request.

MISC

ADC0809 (Analog/Digital Counter)
8 bit/8 channel multiplexer \$4.20
EPROM 2716-1 (350nS, 5V) \$7.20



SUNTRONICS CO., INC.
12621 CRENSHAW BOULEVARD
HAWTHORNE, CALIFORNIA 90250

STORE HOURS: Mon-Fri 10am to 6:30pm - Sat 10am to 5pm
IN CALIFORNIA OUTSIDE CALIFORNIA TOLL FREE
(213) 644-1149 1-800-421-5775
Min Order: \$10, P/H: \$2, Accept VISA, Mastercard, Check or M.O.

antee. \$16.95. Free brochure, **RANDY D. BRADBERRY**, PO Box 27185, Oakland, CA 94602

ELECTRONIC components, new, best prices. Send \$1.00 for flyer. Refund on \$5.00 order. **MACKEY ENTERPRISES**, 4849 Elderberry, Springfield, OR 97477

ATARI Activation Intellivision game cartridges at special discount prices. For free information, write **TIMKA, INC.**, PO Box 390297, Miami FL, 33139

SYNTHESIZER keyboards (Thomas organ) 61 note 2 cont./key \$100.00, 44 note. H.D. const. \$75.00. Shipping extra (714) 838-7559 **KEYBOARDS**, 15657G Pasadena, Tustin, CA 92680

THEY TALK - YOU LISTEN!

FREE CATALOG FREE

Improve your monitoring receivers with unique accessories. Preamps, descramblers, notch filters, active antennas, preselectors, multi-couplers, frequency lists, beam antennas and more.

GROVE ENTERPRISES, INC. Dept. J, Brassstown, NC 28902

BAR graph generates graphic display of input voltage. Adjustable calibration, smoked glass front panel, easy hookup. Exciting music level display, many other applications. Send \$14.95. **FARTHEST FRINGE S.A.**, 101 Highway Blvd., North Pekin, IL 61554

VIDEO stabilizers, image enhancers, cable converters, and more! Free shipping in the U.S.A. Catalog \$1.00 **ELECTRONICS ETCETERA**, Box 826-F, Solvang, CA 93463

SELECTRIC I w/interface \$449.00, 35TTY \$60.00. Modern \$20.00. Auto/Paper winder \$19.00. 2-copy paper, \$1.95. Selectric table \$55.00, computer grade supplies, \$30.00. Send \$50c for info: **KNAPPEN**, Rt #2, Box 590, Galesville, WI 54630 (608) 582-4124

MAGIC TV machine. Amateur microwave receivers, 1 yr warranty, \$99.95. **MEC**, Box 3123, Tempe, AZ 85281. We repair most brands of amateur microwave receivers.

LONG-play cassette recorder, 1½ pounds, with two slow speeds for recording up to 15 hours on a single standard C-180 tape! Unbelievable sensitivity and voice fidelity. Takes telephone recording and voice activator accessories. Perfect for professionals, students, security personnel. Excellent for radio and TV, security monitoring, home surveillance, lectures. Free brochure. **EXTENDO-TAPE SYSTEMS**, Dept. RE, Box 16000LC, Temple Terrace, FL 33687

SATTEC receiver \$695.00, Avantech LNA \$550.00, Vidare 10' antenna \$1895.00. Complete earth stations installed from \$4000.00. (607) 862-9768.

Bare Bones APPLE II

w/o Keyboard
w/o Pwr. Supply

\$450.

48k RAM

Microswitch: Power Supply: APPLE
Keyboard / Pad: 5amp.: Reference Manl.

\$95.00 : \$124.00 : \$18.00

SPECIALS

8255 → \$5.95
8748-8 → \$31.00
3341PC → \$2.00
MM5060 → 35c
MC6800 → \$7.75
MC6802 → \$14.95
MC6850 → \$4.50
MC6821 → \$4.95

REAL-TIME CLOCK CALENDAR (MSM 5832)

Description: Mono Metal Gate CMOS IC
Features:
Time: Month, Date, Year, & Day of Week
Bus Oriented
4 Bit Date Bus
4 Bit Address
R/W Hold Select.
Inter Signal XTAL \$7.45 B/SPEC
32 768KHz stat Control \$2.85
5v Pow Sup
Low Power Dissipation

82 I.C. MASTER

\$59.95

GLOBAL LPK-1:

Logic Probe Kit - complete nothing extra to buy. Min. pulse width 300nsec.

\$18.95

DISKETTE SALE!! 'WABASH'

5¼ 8inch

SS/SD \$25.00 \$25.00
SS/DD 27.40 30.40
DS/DD 32.40 37.40

☆ Box of 10 pcs ☆

QTY. PRICE AVAIL

COMPUTERS

ATARI® 800™

COMPUTER SYSTEM

400 w/16K \$350.00
800w/16K \$699.00

★ **BEST BUY \$825.00**

ATARI PERIPHERALS:

Printer \$25 - 650.00 Asteroids \$32.50
Disk Dr. \$10 - 485.00 Missile Com. \$32.50
Record. \$10 - 820.00 Sup Brk. Out
Paddle (pr) \$16.95 Assem. Edit. - 490.00
Joystick (pr) \$16.95 Star Raiders - 450.00
32k RAM - 179.95 Basketball - 280.00
Basic Cart. - 490.00 Chess - 320.00

★ MONITORS ★

ZENITH 1 1. Green Phos 12in. 15MHz. Hi-Res. → \$118.50
J.C.S. 2 2. Green Phos. 12in. 18MHz. Hi-Res. → \$155.50
AMDEK 3 3. Green Phos.-12in. 12MHz. Screen Non glare → \$165.50
13in Color 3a Hi-Res. → \$375.50
3a Lo. Res. → \$375.50

CONCORD COMPUTER PRODUCTS

1971 SO STATE COLLEGE ANAHEIM, CALIF 92806
(714) 937-0637

★ **send \$1.00 for catalog** ★

CHECK M/O VISA MasterCard NO COO \$10 MIN ORDER. CA RES ADD 6% FRT

\$10	\$20	\$50	\$100	\$200	\$500	\$1000	UP
95	180	450	900	1800	4500	9000	CALL
100	200	500	1000	2000	5000	10000	UP

MC6800 7.75

COMPONENTS


74LS SERIES

74LS00 .24	74LS83 .70	74LS165 85	74LS02 .18	74LS45 .19
74LS02 .24	74LS86 .38	74LS169 1.55	74LS04 .18	74LS47 .30
74LS03 .24	74LS90 .60	74LS170 1.55	74LS08 .21	74LS50 .30
74LS04 .24	74LS91 .85	74LS174 85	74LS09 .23	74LS55 .40
74LS05 .24	74LS92 .85	74LS175 85	74LS10 .18	74LS60 .30
74LS06 .30	74LS93 .60	74LS190 .90	74LS11 .22	74LS61 1.00
74LS08 .28	74LS95 .80	74LS191 .90	74LS12 .28	74LS69 3.95
74LS10 .24	74LS107 .38	74LS221 .10	74LS13 .32	74LS70 .30
74LS11 .33	74LS109 .38	74LS240 .95	74LS14 .45	74LS71 .35
74LS12 .33	74LS112 .40	74LS241 .95	74LS16 .24	74LS72 .45
74LS13 .45	74LS113 .40	74LS244 .85	74LS17 .24	74LS74 .60
74LS14 .89	74LS114 .45	74LS245 1.60	74LS18 .18	74LS75 .50
74LS15 .24	74LS115 .40	74LS248 1.00	74LS19 .30	74LS76 .90
74LS16 .24	74LS116 .40	74LS251 1.20	74LS20 .18	74LS77 .25
74LS17 .24	74LS117 .40	74LS252 1.20	74LS21 .25	74LS78 .40
74LS18 .24	74LS118 .40	74LS253 80	74LS22 .25	74LS79 .40
74LS19 .24	74LS119 .40	74LS257 80	74LS23 .25	74LS80 .40
74LS20 .24	74LS120 .40	74LS258 80	74LS24 .25	74LS81 1.00
74LS21 .24	74LS121 .40	74LS259 1.25	74LS25 .25	74LS82 1.00
74LS22 .24	74LS122 .40	74LS260 80	74LS26 .45	74LS83 1.45
74LS23 .24	74LS123 .40	74LS261 80	74LS27 .45	74LS84 1.45
74LS24 .24	74LS124 .40	74LS262 80	74LS28 .45	74LS85 1.45
74LS25 .24	74LS125 .40	74LS263 80	74LS29 .45	74LS86 1.45
74LS26 .24	74LS126 .40	74LS264 80	74LS30 .45	74LS87 1.45
74LS27 .24	74LS127 .40	74LS265 80	74LS31 .45	74LS88 1.45
74LS28 .24	74LS128 .40	74LS266 80	74LS32 .45	74LS89 1.45
74LS29 .24	74LS129 .40	74LS267 80	74LS33 .45	74LS90 1.45
74LS30 .24	74LS130 .40	74LS268 80	74LS34 .45	74LS91 1.45
74LS31 .24	74LS131 .40	74LS269 80	74LS35 .45	74LS92 1.45
74LS32 .24	74LS132 .40	74LS270 80	74LS36 .45	74LS93 1.45
74LS33 .24	74LS133 .40	74LS271 80	74LS37 .45	74LS94 1.45
74LS34 .24	74LS134 .40	74LS272 80	74LS38 .45	74LS95 1.45
74LS35 .24	74LS135 .40	74LS273 80	74LS39 .45	74LS96 1.45
74LS36 .24	74LS136 .40	74LS274 80	74LS40 .45	74LS97 1.45
74LS37 .24	74LS137 .40	74LS275 80	74LS41 .45	74LS98 1.45
74LS38 .24	74LS138 .40	74LS276 80	74LS42 .45	74LS99 1.45
74LS39 .24	74LS139 .40	74LS277 80	74LS43 .45	74LS100 1.45
74LS40 .24	74LS140 .40	74LS278 80	74LS44 .45	74LS101 1.45
74LS41 .24	74LS141 .40	74LS279 80	74LS45 .45	74LS102 1.45
74LS42 .24	74LS142 .40	74LS280 80	74LS46 .45	74LS103 1.45
74LS43 .24	74LS143 .40	74LS281 80	74LS47 .45	74LS104 1.45
74LS44 .24	74LS144 .40	74LS282 80	74LS48 .45	74LS105 1.45
74LS45 .24	74LS145 .40	74LS283 80	74LS49 .45	74LS106 1.45
74LS46 .24	74LS146 .40	74LS284 80	74LS50 .45	74LS107 1.45
74LS47 .24	74LS147 .40	74LS285 80	74LS51 .45	74LS108 1.45
74LS48 .24	74LS148 .40	74LS286 80	74LS52 .45	74LS109 1.45
74LS49 .24	74LS149 .40	74LS287 80	74LS53 .45	74LS110 1.45
74LS50 .24	74LS150 .40	74LS288 80	74LS54 .45	74LS111 1.45
74LS51 .24	74LS151 .40	74LS289 80	74LS55 .45	74LS112 1.45
74LS52 .24	74LS152 .40	74LS290 80	74LS56 .45	74LS113 1.45
74LS53 .24	74LS153 .40	74LS291 80	74LS57 .45	74LS114 1.45
74LS54 .24	74LS154 .40	74LS292 80	74LS58 .45	74LS115 1.45
74LS55 .24	74LS155 .40	74LS293 80	74LS59 .45	74LS116 1.45
74LS56 .24	74LS156 .40	74LS294 80	74LS60 .45	74LS117 1.45
74LS57 .24	74LS157 .40	74LS295 80	74LS61 .45	74LS118 1.45
74LS58 .24	74LS158 .40	74LS296 80	74LS62 .45	74LS119 1.45
74LS59 .24	74LS159 .40	74LS297 80	74LS63 .45	74LS120 1.45
74LS60 .24	74LS160 .40	74LS298 80	74LS64 .45	74LS121 1.45
74LS61 .24	74LS161 .40	74LS299 80	74LS65 .45	74LS122 1.45
74LS62 .24	74LS162 .40	74LS300 80	74LS66 .45	74LS123 1.45
74LS63 .24	74LS163 .40	74LS301 80	74LS67 .45	74LS124 1.45
74LS64 .24	74LS164 .40	74LS302 80	74LS68 .45	74LS125 1.45
74LS65 .24	74LS165 .40	74LS303 80	74LS69 .45	74LS126 1.45
74LS66 .24	74LS166 .40	74LS304 80	74LS70 .45	74LS127 1.45
74LS67 .24	74LS167 .40	74LS305 80	74LS71 .45	74LS128 1.45
74LS68 .24	74LS168 .40	74LS306 80	74LS72 .45	74LS129 1.45
74LS69 .24	74LS169 .40	74LS307 80	74LS73 .45	74LS130 1.45
74LS70 .24	74LS170 .40	74LS308 80	74LS74 .45	74LS131 1.45
74LS71 .24	74LS171 .40	74LS309 80	74LS75 .45	74LS132 1.45
74LS72 .24	74LS172 .40	74LS310 80	74LS76 .45	74LS133 1.45
74LS73 .24	74LS173 .40	74LS311 80	74LS77 .45	74LS134 1.45
74LS74 .24	74LS174 .40	74LS312 80	74LS78 .45	74LS135 1.45
74LS75 .24	74LS175 .40	74LS313 80	74LS79 .45	74LS136 1.45
74LS76 .24	74LS176 .40	74LS314 80	74LS80 .45	74LS137 1.45
74LS77 .24	74LS177 .40	74LS315 80	74LS81 .45	74LS138 1.45
74LS78 .24	74LS178 .40	74LS316 80	74LS82 .45	74LS139 1.45
74LS79 .24	74LS179 .40	74LS317 80	74LS83 .45	74LS140 1.45
74LS80 .24	74LS180 .40	74LS318 80	74LS84 .45	74LS141 1.45
74LS81 .24	74LS181 .40	74LS319 80	74LS85 .45	74LS142 1.45
74LS82 .24	74LS182 .40	74LS320 80	74LS86 .45	74LS143 1.45
74LS83 .24	74LS183 .40	74LS321 80	74LS87 .45	74LS144 1.45
74LS84 .24	74LS184 .40	74LS322 80	74LS88 .45	74LS145 1.45
74LS85 .24	74LS185 .40	74LS323 80	74LS89 .45	74LS146 1.45
74LS86 .24	74LS186 .40	74LS324 80	74LS90 .45	74LS147 1.45
74LS87 .24	74LS187 .40	74LS325 80	74LS91 .45	74LS148 1.45
74LS88 .24	74LS188 .40	74LS326 80	74LS92 .45	74LS149 1.45
74LS89 .24	74LS189 .40	74LS327 80	74LS93 .45	74LS150 1.45
74LS90 .24	74LS190 .40	74LS328 80	74LS94 .45	74LS151 1.45
74LS91 .24	74LS191 .40	74LS329 80	74LS95 .45	74LS152 1.45
74LS92 .24	74LS192 .40	74LS330 80	74LS96 .45	74LS153 1.45
74LS93 .24	74LS193 .40	74LS331 80	74LS97 .45	74LS154 1.45
74LS94 .24	74LS194 .40	74LS332 80	74LS98 .45	74LS155 1.45
74LS95 .24	74LS195 .40	74LS333 80	74LS99 .45	74LS156 1.45
74LS96 .24	74LS196 .40	74LS334 80	74LS100 .45	74LS157 1.45
74LS97 .24	74LS197 .40	74LS335 80	74LS101 .45	

ADVANCED COMPUTER PRODUCTS

SEND \$2.00 for 104 PAGE CATALOG

16K Apple™ Ramcard



LIST 195
ACP
\$74.95

- Full 1 year warranty
- Top quality — gold fingers
- Expand Apple II 48K to 64K
- Compatible with Z-80 Softcard™
- Allows system to run with CP/M™, PASCAL, DOS 3.3, COBAL, Visicalc, etc.
- Supplied with extra 16K RAM & has (2) LED's

32K STATIC RAM



2 or 4 MHz
Expandable
Uses
2114L's

16K 4 MHz Kit \$159.95
18K 4 MHz A&T \$217.95
32K 4 MHz Kit \$199.95
32K 4 MHz A&T \$339.00
BARE BOARD \$99.95
Bare Bdw/all parts less mem 39.95

BARE BOARDS

- S-100 Sound Board \$34.95
- 8080A CPU \$4.95
- 32K Static RAM (2114) \$4.95
- 8K EPROM (2708) \$4.95
- 2708/2716 EPROM \$4.95
- ACP Proto Board \$29.95
- Vector 8800 Proto \$22.20
- Vector 8803 11 slot MB \$29.95
- ACP Extender with connector \$18.95
- 13 Slot Mother Board (WMC) \$32.95
- 9 Slot Mother Board (WMC) \$29.95
- 8 Slot Mother Bd (Expandable) \$4.95
- Floppy PCB (8" SHUGART) \$39.95
- S100 (A75-8910) Sound Board \$34.95
- Apple Sound Board \$4.95

Astec RF Modulator



for COLOR & B/W

P/N 1082 Channel 3 or 4 \$6.95
P/N 4151 UHF Channel 33 \$8.95


MOSTEK 4K RAMS



29¢ ea.

200,000 pieces in stock — priced to move. Same as MK4027 except 1mS refresh. MK4015 4Kx1 RAM.

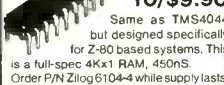
PMI "Super Beta" LOW POWER AMPLIFIER



INTERNALLY COMPENSATED
P/N OP12JM

Volts= 1.0 mV
Ibias = 5.0mA
Gain = 40V/mV
(quantity limited)

4K STATIC RAM



SELL-OFF 10/\$9.90

Same as TMS4044 bit designed specifically for Z-80 based systems. This is a full-spec 4Kx1 RAM, 450nS. Order P/N Zilog 6104-4 while supply lasts.

UV "EPROM" ERASER



Model UVs-11E \$79.95

Holds 4 EPROMs at a time.

Model S-52T \$325.00

16K Memory Expansion Kits for Apple/TRS-80

8 pcs 4116 16K 200/250nS \$12.95

Specify computer CALL FOR VOLUME PRICING

"D" SUB CONNECTORS



Unreal price. DB37 male, DB25 female. Gold PC mount with mounting holes. Mfg. AMP. Specify 25 or 37 pins


BD37 \$2.50 DB25 \$1.95

Stepper Motor



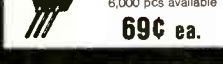
USED IN DATA PRODUCTS PRINTER \$19.95 ea.

12 VOLT BUZZER/HORN



2" DIAMETER ALL METAL 2/\$1.99

GE D43C3



PNP power HFE = 40-120 VCEO = 30 IC = 3A 6,000 pcs available 69¢ ea.

"BLINKER" LED's



LED's respond to sound. Complete, ready to wear. (2" x 2"). Sold at Nieman Marcus for 69.95. ACP \$49.95 red, yellow, green LED's

CONNECTORS

DB25P (RS232)	\$3.25
DB25S Female	3.75
Hood	1.25
Set with Hood, Sale	7.50
22/44 S/T, KIM	2.95
43/86 S/T, MOT	6.50
28 pin WW	1.60
40 pin WW	2.20

Full ASCII Encoded Keyboards



VP-806 Async serial output. Reg. \$99.00 ACP SALE ... \$69.95

MICROPROCESSORS

Z8002	390.00	2901	9.90	8002P	14.95
Z80	9.95	2901A	6.35	8008	12.95
Z80A	11.95	9900JL	48.95	8073N	34.95
F-8 (3850)	18.95	6502	9.95	8755	49.95
2850	16.95	6502A	15.95	8748	48.95
1802	9.75	6800	29.95	6909	30.00
8080A	4.75	6800	11.75	8086	49.95
8085	14.95	6800B	19.95	68000	129.95

RAMS

6116/2016	\$7.95	2147	\$5.99	5290	\$1.99
8264-64K	8.50	4111	5.99	5298	1.49
4116-2	1.99	4114	4.69	6508	4.50
4116-2	8/12.95	1101	99	6518	6.79
2101	3.99	1103	99	6651	3.79
2102	7.99	4027	4.69	6804	3.99
2102-2	1.49	4044	3.99	6807	3.99
2102-4	1.29	4050	4.69	9130	8.99
2111	3.49	4060	4.69	9140	8.99
2112	3.49	4096	3.99	93415	6.99
2114	1.99	4115	1.49	93425	6.99
2114L-2	3.25	4200	7.95		
2114L-4	2.29	4402	1.99		
2125	6.99	5280	4.60		

SUPPORT

8155	\$9.95	8259	\$8.95	68047	\$22.95
1186	9.95	8274	19.95	6485B	
8202	29.95	8779	9.50	46505	22.95
8205	2.69	6810	4.75	6520	6.95
8212	2.75	6820	6.50	6522	9.95
8214	4.95	6821	6.50	6530-X	24.95
8216	2.75	6828	10.50	6532	17.95
8224	2.95	6834	18.95	6551	19.95
8226	2.25	6845	22.95	Z80-PIO	6.50
8228	3.95	6847	27.95	Z80A-PIO	6.50
8243	9.50	6850	5.25	Z80-CTC	6.50
8250	14.95	6852	5.25	Z80A-CTC	9.95
8251	6.50	6860	10.95	Z80-DMA	19.95
8253	11.95	6874	10.95	Z80-DMA	27.95
8255	4.50	6875	5.95	Z80-SIO	24.95
8257	8.50	6880	2.49	Z80A-SIO	29.95

MOS PROS

2764 (8Kx3) TS	\$69.95	2708 (450nS)	\$5.75
4Kx3) TS	12.95	2708 (850nS)	5.25
2716 (2516) 5V	17.02	2716 (850nS) 5V	14.50
(8Kx8) TS	7.95	MM5203AQ	14.50
TMS2716, 5V, 12V	17.95	MM5204Q	9.95
2758, 5V, 450nS)	3.50		

HI-TECH

2513-001 (50) Upper	\$9.50	DAC08	\$9.95
2513-005 (5V) Lower	10.95	DAC100	10.95
2513-AD03 (5V) Lower	14.95	8038 Function Generator	2.50
MCM66710 ASCII Shiftout	12.95	MC4024 VCO	4.95
MCM66740 Wain Symbol	13.95	LM566 VCO	1.95
MCM66750 Alpha Control	13.45	XR202 Function Generator	2.25
1771-01 8" Mini-Floppy	24.95	TR16028 (5V, 12V)	3.95
1781 Dual Floppy	29.95	AY51013 (5V, 12V)	4.95
1791-01 Dual Floppy	36.95	AY51014A/1612 (5-14V)	5.95
1791-02 Dual Floppy	44.95	AY51014A/1663 (5V)	6.95
1793-01 DS Floppy	44.95	IM6402	7.95
1797-01 DS Floppy	44.95	M6403	19.95
1891 Data Separator	18.95	2550 USRT	9.95
2143 Clock Generator	18.95	16718 Astros	24.95
8700 8 bit Binary	13.50	MC14411	11.95
8701 10 bit Binary	22.00	4702	14.95
8703 8 bit TS	13.50	W01941	9.95
9400 Votc to Freq Conv	7.25	COM16	18.95
8702 8 bit BCD	13.95	MS8250	15.95
1408L6 bit	3.95	AY5-2376	13.75
1408L8 bit	5.95	AY5-3600	13.75
DAC01 D to A	5.95	MM5740AAC	8.95

SOCKETS

LOW PROFILE SOCKETS (TIN)			
	1-24	25-49	50-100
8 pin LP	16	15	14
14 pin LP	20	19	18
16 pin LP	22	21	20
18 pin LP	29	28	27
20 pin LP	34	32	30
22 pin LP	39	37	36
24 pin LP	38	37	36
28 pin LP	45	44	43
40 pin LP	60	59	58

3L WIREWRAP SOCKETS (GOLD)

	1-24	25-49	50-100
8 pin WW	55	54	49
10 pin WW (Tin)	65	63	58
14 pin WW	75	73	67
16 pin WW	80	77	70
18 pin WW	95	90	81
20 pin WW	1.15	1.08	.99
22 pin WW	1.45	1.35	1.24
24 pin WW	1.35	1.26	1.14
28 pin WW	1.60	1.53	1.38
40 pin WW	2.20	2.09	1.89

SUPER IC CLOSEOUT SPECIALS

ULN2003	2/\$1.99	2N6121	3/\$1.00	8080A CPU	2.95	5027 CRT	\$9.95
74LS863	3/1.99	SIG 2502	3.95	11C24	7.5	11C24	6.95
74LS377	2/1.99	74S287	1.95	4060 RAM	1.49	95H03	2.89
74LS241	2/1.99	2758 EPROM	2.95	8K300 CPU	14.95	MM5320	5.99
8259	6.95	74173/8T10	5/1.99	74S387	1.96	9131 RAM	1.99
6561 RAM	2.95	Z80A CPU	4.95	2708 EPROM	8/29.95	EMM4402	1.99
LM733CN	3/1.99	8522	6.95	74LS93	3/1.00	1103 RAM	3/1.50
MC1412	3/1.99	6502 CPU	5.95	8/14.50	8/700	A/D	2/16.95

TOLL FREE 800-854-8230
542 W. Trimble, San Jose, CA 95131
910-595-1565

LINEAR

78H05K	\$5.95	LM1414N	\$1.90	7400 \$	19	7475 \$	38	74161 \$	88
78M06	1.49	LM1458CN/N	49	7401	22	7476	34	74162	89
78M.G	1.49	MC1489N	99	7402	22	7479	4.60	74163	87
LM108AH	2.95	MC1489N	99	7403	22	7480	49	74164	87
LM300H	99	LM1496N	99	7404	22	7482	95	74165	87
LM301CN	35	LM1556N	1.50	7405	23	7483	55	74166	20
LM301PH	1.89	LM1820N	91	7406	23	7484	35	74167	1.95
LM305DH	1.89	LM1850N	95	7407	35	7486	35	74170	1.69
LM308H	3.25	LM1899N	3.10	7408	26	7489	1.75	74172	4.75
LM307CN	29	LM2111N	1.75	7409	23	7490	39	74173	79
LM308CN	98	LM2900N	99	7410	22	7491	57	74174	89
LM309K	1.49	LM2901N	2.50	7411	29	7492	45	74175	35
LM310CN	1.25	LM2917N	1.25	7412	29	7493	69	74176	75
LM311D/CN	89	CA3013T	2.19	7413	39	7494	69	74177	85
LM312H	1.75	CA3018T	1.99	7414	59	7495	65	74179	1.34
LM317T	1.70	CA3021T	3.49	7416	29	7496	69	74180	75
LM318CN	1.49	CA3023T	2.99	7417	29	7497	2.90	74181	1.75
LM319N/H	1.25	CA3035T	2.75	7420	22	74100	2.90	74182	75
LM320K-XX*	1.35	CA3039T	1.29	7421	35	74107	32	74184	2.25
LM320H-XX*	1.25	CA3046N	1.99	7422	29	74109	37	74185	2.25
LM324N	4.95	CA3053N	1.49	7423	29	74116	1.95	74186	9.95
LM328N	95	CA3059N	3.19	7425	29	74121	29	74188	3.90
LM337K									

WRITE FOR
McGEE'S
SPEAKER & ELECTRONICS CATALOG
 1001 BARGAINS IN SPEAKERS
 Tel.: 1 (816) 842 5092
 1961 MCGEE STREET KANSAS CITY, MO. 64108

A FINGER'S DREAM!

REMOVES VOCAL FROM MOST STEREO DISCS
 The Thompson Vocal Eliminator can actually remove most or virtually all of a solo vocalist from a standard stereo record and yet leave most of the background music untouched! Not an equalizer! We can prove it works over the phone. Write or call for a 24 page brochure and demo record.
 Write to: **LT Sound**, Dept. R, P.O. Box 338, Stone Mountain, GA 30086. Phone: 404/993-1258. COST: \$295.00

TRANNY-CADDY # T10
 ROOMY, LIGHTWEIGHT, TOUGH
 CARRY TOOLS, PARTS, PCB'S ETC. IN THIS SUPER USEFUL CADDY - NO MORE CLUTTER OR WASTED TIME LOOKING FOR THINGS YOU NEED. BRIGHT ORANGE POLY ETHYLENE CONSTRUCTION - AS USED BY NATIONAL PARAMEDICS & FIREFIGHTERS. FREE DETAILS

 MHP INC., ROOM 1042, 485 FIFTH AVE., N.Y., N.Y. 10017

● **THE SYSTEM 20** ●
 MICROWAVE TV RECEPTION
 AT IT'S BEST!!

 • RX-2300 Assembled Down Converter
 • Power Supply / Antenna Switch
 • 25" Parabolic Antenna
 • All Coaxial Cables
 • Full Year Warranty
\$289.95 + \$5.00 shipping
TEM MICROWAVE CORPORATION
 22518 - 97th Avenue North
 Corcoran, Minnesota 55374

TRANSFORMERS, triple secondary 10V-2A. 18V-1A. 18V-1A. 120V primary, perfect for protoboard power supplies. M.O. for \$12.50 + \$2.50 shipping to J. MACSWAN, POB 4697, Downey, CA 90241

32K color computers \$499.95. Extended BASIC ROM's \$85.00. **SPECTRUM PROJECTS**, 93-1586 Drive, Woodhaven, NY 11421

UHF TV Yagi antennas. Channels 14 to 70. MATV MFR's discount. Catalog 50 cents. C.E.D., 24, High Range Rd., Londonderry, NH 03053

"**CHOMPERS**" Pac-Man type game watch with sound effects and alarm. \$34.95. Order today. **KEITH ELECTRONICS**, 224 North Grove, Lock Haven, PA 17745

MICROWAVE equipment; also UHF TV equipment. Catalog 20c. **TROJAN ENTERPRISES**, 2920 Shelby, Indianapolis, IN 46203

DIGITAL automotive tune-up meter. See May Popular Electronics. \$69.95 Kit, \$4.00 shipping. MC/VISA. **BALLABS**, Box 776, Duluth, GA 30316

MICROWAVE television "downconverters." Introducing newest, 5-stage high gain design. Easily assembled. Catalogue: \$2.00 (refundable). NDS, Box 12652-R, Dallas, 75225

Support the
March of Dimes
 BIRTH DEFECTS FOUNDATION

ATTENTION TECHNICIANS

ARE YOU TIRED of being

"only a serviceman" or "just a technician"?

THE LETTERS "CET AFTER YOUR NAME SPELLS "PRIDE"

TRY IT. Take pride in your profession—Decide to be a CET



For information about: ___ exam dates, ___ requirements; ___ study guides, other

Send to: NESDA/ISCET
 2708 W. Berry St.
 Fort Worth, TX 76109
 (817) 921-9101

Name _____
 Address _____
 City _____ St. _____ Zip _____

OMNITRON: The Source for Quality at Low Cost

Silicon H.V. Triplers
HIGH VOLTAGE MULTIPLIERS



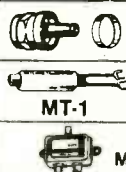

SYLVANIA Triplers

ECG-500A	ECG-523	ECG-526A
212-139 212-139-01 212-139-02	212-141 212-141-01	212-141-02 212-141-03 212-141-04
\$12 ⁹⁵ ea.	\$15 ⁰⁰ ea.	\$16 ⁹⁹ ea.

REMEMBER!
 Sylvania Tubes
 70% + 10% OFF LIST

Sylvania ECG Replacement Semiconductors and Components
 Full line in stock. The best quality semiconductor.

RG-59/U 75 OHM Co-Axial Cable
 Copper Braided Shield
 White or Black
\$44⁵⁰/1000 ft.




F-59 Connector with Separate Ferrule 10¢/100 lot
 Matching Transformer 75-300 Ohm 59¢ ea. \$44⁰⁰/100
 2 Way - 75 Ohm Coupler MT-2 \$1⁴⁹ea. \$89⁰⁰/100



2 SC1172B \$1⁹⁹

VERY POPULAR



80 MFD x 450 Volts... .99
 100 MFD x 450 Volts...1.09

SOLDER (60/40 Rosin Core) 1 lb. .062 dia. (regular size) \$7⁹⁹ SOL-1

SOLDER WICK 99¢ Solder Removal SW-5 1/4" Wide (Thick Type)-5 feet

SILICON RECTIFIER 2.5 Amp/1000 PIV 100/\$9⁹⁵ SL-100

GLOBAL DISC - 120 Ohms Cold 107191 RCA 99¢

10 ASSORTED CIRCUIT BREAKERS 10/\$7⁹⁹ Good Assortment CB-10

CHEATER CORDS Polarized C Clip Price: 39¢ 24620

Standard C Clip Price: 39¢ 24623

REPLACEMENT RODS

4 Section LAR-4 69¢
 5 Section LAR-5 89¢
 6 Section LAR-6 99¢
 7 Section LAR-7 99¢

G.E. OM-300 \$1⁴⁹

PANASONIC OM-500 \$1⁵⁹

OMNITRON

ELECTRONICS
 770 Amsterdam Ave., New York, NY 10025

► Also ask for Free 100 Page Catalog ◀

Send Purchase Order, Check or Money Order or Call Toll Free **800-223-0826**

in NY STATE (212) 865-5580

All ORDERS SHIPPED UPS/COD F.O.B., N.Y.C.

MASTER CARD • VISA

7400 SERIES

7400	.19	74136	.50
7401	.19	74141	.65
7402	.19	74142	2.95
7403	.19	74143	2.95
7404	.19	74145	.60
7405	.25	74147	1.75
7406	.29	74148	1.20
7407	.29	74150	1.35
7408	.24	74151	.65
7409	.19	74152	.65
7410	.19	74153	.55
7411	.25	74154	1.40
7412	.30	74155	.75
7413	.35	74156	.65
7414	.55	74157	.55
7416	.25	74159	1.65
7417	.25	74160	.85
7420	.19	74161	.70
7421	.35	74162	.85
7422	.29	74163	.85
7423	.29	74164	.85
7425	.29	74165	.85
7426	.29	74166	1.00
7427	.29	74167	2.95
7428	.45	74170	1.65
7430	.19	74172	5.95
7432	.29	74173	.75
7433	.45	74174	.89
7437	.29	74175	.89
7438	.29	74176	.89
7440	.19	74177	.75
7442	.49	74178	1.15
7443	.65	74179	1.75
7444	.69	74180	.75
7445	.69	74181	2.25
7446	.59	74182	.75
7447	.69	74184	2.00
7448	.69	74185	2.00
7450	.19	74186	18.50
7451	.23	74190	1.15
7453	.23	74191	1.15
7454	.23	74192	.79
7460	.23	74193	.79
7470	.35	74194	.85
7472	.29	74195	.85
7473	.34	74196	.79
7474	.35	74197	.75
7475	.49	74198	1.35
7476	.35	74199	1.35
7480	.59	74221	1.35
7481	1.10	74246	1.35
7482	.95	74247	1.25
7483	.50	74248	1.85
7485	.65	74249	1.95
7486	.35	74251	.75
7489	4.95	74259	2.25
7490	.35	74265	1.35
7491	.40	74273	1.95
7492	.50	74276	1.25
7493	.49	74279	.75
7494	.65	74283	2.00
7495	.55	74284	3.75
7496	.70	74285	3.75
7497	2.75	74290	.95
74100	1.00	74293	.75
74107	.30	74298	.85
74109	.45	74351	2.25
74110	.45	74365	.65
74111	.55	74366	.65
74116	1.55	74367	.65
74120	1.20	74368	.65
74121	.29	74376	2.20
74122	.45	74390	1.75
74123	.55	74393	1.35
74125	.45	74425	3.15
74126	.45	74426	.85
74128	.55	74490	2.55
74132	.45		

CMOS

74C00	.35	4019	.45
74C02	.35	4020	.95
74C04	.35	4021	.95
74C08	.35	4022	1.15
74C10	.35	4023	.35
74C14	1.50	4024	.75
74C20	.35	4025	.35
74C30	.35	4026	1.65
74C32	.50	4027	.65
74C42	1.75	4028	.80
74C48	1.20	4029	.95
74C73	.65	4030	.45
74C74	.85	4034	2.95
74C76	.80	4035	.85
74C83	1.95	4040	.95
74C85	1.95	4041	1.25
74C86	.95	4042	.75
74C89	4.50	4043	.85
74C90	1.75	4044	.85
74C93	1.75	4046	.95
74C95	1.75	4047	.95
74C107	1.00	4049	.55
74C150	5.75	4050	.55
74C151	2.25	4051	.95
74C154	3.25	4053	.95
74C157	1.75	4060	1.45
74C160	2.00	4066	.75
74C161	2.00	4068	.40
74C162	2.00	4069	.35
74C163	2.00	4070	.35
74C164	2.00	4071	.30
74C165	2.00	4072	.30
74C173	2.00	4073	.30
74C174	2.25	4075	.30
74C175	2.25	4076	.95
74C192	2.25	4078	.30
74C193	2.25	4081	.30
74C195	2.25	4082	.30
74C200	5.75	4085	.95
74C221	2.25	4086	.95
74C373	2.75	4093	.95
74C374	2.75	4098	2.49
74C901	.80	4099	1.95
74C902	.85	14409	12.95
74C903	.85	14410	12.95
74C905	10.95	14411	11.95
74C906	.95	14412	12.95
74C907	1.00	14419	4.95
74C908	2.00	4502	.95
74C909	2.75	4503	.65
74C910	9.95	4508	1.95
74C911	10.00	4510	.95
74C912	10.00	4511	.95
74C914	1.95	4512	.95
74C915	2.00	4514	1.25
74C918	2.75	4515	2.25
74C920	17.95	4516	1.55
74C921	15.95	4518	1.25
74C922	5.59	4519	1.25
74C923	5.95	4520	1.25
74C925	6.75	4522	1.25
74C926	7.95	4526	1.25
74C927	7.95	4527	1.95
74C928	7.95	4528	1.25
74C929	19.95	4531	.95
74C930	19.95	4532	1.95
4000	.35	4538	1.95
4001	.35	4539	1.95
4002	.25	4543	2.70
4006	.95	4555	.95
4007	.29	4556	.95
4008	.95	4581	1.95
4009	.45	4582	1.95
4010	.45	4584	.95
4011	.35	4584	.95
4012	.25	4702	12.95
4013	.45	4724	1.50
4014	.95	80C07	.95
4015	.95	80C95	.85
4016	.45	80C96	.95
4017	1.15	80C97	.95
4018	.95	80C98	1.20

74S00 SERIES

74S00	.44	74S85	2.39	74S163	3.75	74S280	2.90
74S02	.48	74S86	1.44	74S168	4.65	74S287	4.75
74S03	.48	74S112	1.59	74S169	5.44	74S288	4.45
74S04	.79	74S113	1.98	74S174	1.09	74S289	6.98
74S05	.79	74S114	1.50	74S175	1.09	74S301	6.95
74S08	.48	74S124	2.77	74S181	4.47	74S373	3.45
74S09	.98	74S132	1.24	74S182	2.95	74S374	3.45
74S10	.69	74S133	.98	74S188	3.95	74S381	7.95
74S11	.88	74S134	.69	74S189	14.95	74S387	5.75
74S15	.70	74S135	1.48	74S194	2.95	74S412	2.98
74S20	.68	74S138	1.08	74S195	1.89	74S471	9.95
74S22	.98	74S139	1.25	74S196	4.90	74S472	16.85
74S30	.48	74S140	1.45	74S197	4.25	74S474	17.85
74S32	.98	74S241	3.75	74S201	14.95	74S482	15.60
74S37	1.87	74S244	3.98	74S225	8.95	74S570	7.80
74S38	1.68	74S251	1.90	74S240	3.98	74S571	7.80
74S40	.44	74S253	7.45	74S257	1.39		
74S51	.78	74S157	1.19	74S258	1.49		
74S64	.79	74S158	1.45	74S260	1.83		
74S65	1.25	74S161	2.85	74S274	19.95		
74S74	.69	74S162	3.70	74S275	19.95		

EPSON PRINTERS

MX-80 ~~479⁰⁰~~
MX-80/FT ~~579⁰⁰~~
MX-100 ~~775⁰⁰~~

CALL FOR THE LOWEST PRICES

16K APPLE* RAM CARD

- ★ Upgrade your 48K Apple* II to full 64K.
- ★ Fully software and hardware compatible with Apple language card and microsoft Z80 card.
- ★ Eliminates the need for Applesoft or Integer Basic ROM card when used in conjunction with DOS 3.3
- ★ Allows you to run Apple Fortran or Pascal.
- ★ Available as bare board kit, or completed and tested board.

BARE BOARD \$ 40.00
KIT 89.95
ASSEMBLED & TESTED 109.95

*Apple is a trademark of APPLE COMPUTER INC.

LED DISPLAYS

1.29	HP 5082-7760	.6"	CC	14 Pin 3"
.99	MAN 72	.3"	CA	14 Pin .3"
.99	MAN 74	.3"	CC	14 Pin .3"
.75	FND-357 (359)	.375"	CC	10 Pin .2"
.99	FND-500 (503)	.5"	CC	10 Pin .6"
.99	FND-507 (510)	.5"	CA	10 Pin .6"

LED LAMPS

		1-99	100-up
Jumbo Red	.10	.09	
Jumbo Green	.18	.15	
Jumbo Yellow	.18	.15	



JDR MICRODEVICES, INC.

1224 S. Bascom Avenue
 San Jose, CA 95128
 800-538-5000 • 800-662-6279 (CA)
 (408) 995-5430 • Telex 171-110

HOURS: Mon. - Fri., 9 to 5; Sat. 11 to 3

VISIT OUR RETAIL STORE!

TERMS: For shipping include \$2.00 for UPS Ground, \$3.00 for UPS Blue Label Air. \$10.00 minimum order. Bay Area residents add 6 1/2% sales tax. California residents add 6% sales tax. We reserve the right to limit quantities and substitute manufacturer. Prices subject to change without notice. Send SASE for complete list.

ZENITH MONITOR

MODEL ZVM-121

- * 12" P-31 Green phosphor
- * SELECTABLE 40 or 80 CHARACTERS PER LINE
- * 15 MHZ BANDWIDTH

\$119⁹⁵

ORDER TOLL FREE

800-538-5000

800-662-6279

(CALIFORNIA RESIDENTS)

A LETTER FROM THE PRESIDENT.....

At JDR Microdevices, Inc. 100% customer satisfaction is our goal! Our first priority is to make sure that all of our customers receive our world famous JDR service:

GUARANTEED LOWEST PRICES!

If you see an item advertised elsewhere for less, tell us - we will match or beat their price.*

FRIENDLY STAFF!

To make doing business with JDR a pleasant experience.

SPEEDY SERVICE!

To speed your order on its way in one day with superb accuracy.

To better help us serve the needs of our customers, we have installed a new IBM System 34 Computer. This will enable us to reach our goal of 100% Customer Satisfaction, but we need your help - please use your customer number whenever ordering. Your permanent customer number can be found on the left-hand side of your computer printed invoice.

I would like to take this opportunity to thank all of our customers for making JDR one of the fastest growing electronic firms in the world!

Jeffery D. Rose

* A copy of this policy is available upon request.

DISKETTES

5 1/4"

ANTHANA SS SD SOFT	24.95
WABASH SS SD SOFT	24.95
VERBATIM SS SD SOFT	29.95
VERBATIM 10 SECTION HARD	29.95

8"

VERBATIM SS SD SOFT	44.95
---------------------------	-------

BOOKS BEST SELLERS

OSBORNE/MC GRAW-HILL

Apple II User's Guide	14.95
CRT Controller's Handbook	6.99
68000 Assembly Language Programming	16.99
CBASIC User Guide	15.00
The 8086 Book	16.99

SYBEX


Your First Computer	8.95
The CP/M Handbook	14.95
From Chips to Systems	14.95
The PASCAL Handbook	18.95
Microprocessor Interfacing Techniques	17.95

.....●●●●●●●●●●
**We Will
 Beat Any
 Competitors
 Prices**

●●●●●●●●●●
 A copy of this policy is available upon request.

APPLE* FAN

\$69⁰⁰



- OUTLET ON THE REAR OF THE FAN FOR A MONITOR - CONTROLLED BY THE SWITCH
- ULTRA-QUIET APPLE FAN DRAWS COOL AIR THROUGH YOUR COMPUTER
- ELIMINATES DOWN TIME
- SAVES REPAIR CHARGES
- INCREASES RELIABILITY
- CLIPS ON—NO HOLES OR SCREWS
- LONG LIFE, LOW NOISE MOTOR

*Apple is a trademark of APPLE COMPUTER, INC.

ADD ON DISK DRIVE For Apple* II

- ★ Includes metal cabinet
- ★ Color matches Apple*
- ★ 35 Tracks/single side
- ★ Includes cable
- ★ Use with Apple* II Controller

\$375⁰⁰



JDR MICRODEVICES, INC.

1224 S. Bascom Avenue
 San Jose, CA 95128

800-538-5000 • 800-632-6279 (CA)
 (408) 995-5430 • Te ex 171-110

CIRCLE 54 ON FREE INFORMATION CARD

HOURS: Mon. - Fri., 9 to 5; Sat. 11 to 3

VISIT OUR RETAIL STORE!

TERMS: For shipping include \$2.00 for UPS Ground, \$3.00 for UPS Blue Label Air. \$10.00 minimum order. Bay Area residents add 6 1/2% sales tax. California residents add 6% sales tax. We reserve the right to limit quantities and substitute manufacturer. Prices subject to change without notice. Send SASE for complete list.

STATIC RAMS

			Each	100 pcs
2101	256 x 4	(450ns)	1.95	1.85
5101	256 x 4	(cmos) (450ns)	4.95	3.95
2102-1	1024 x 1	(450ns)	.89	.85
2102L-2	1024 x 1	(LP) (250ns)	1.69	1.55
2102L-4	1024 x 1	(LP) (450ns)	1.29	1.15
2111	256 x 4	(450ns)	2.99	2.49
2112	256 x 4	(450ns)	2.99	2.79
2114	1024 x 4	(450ns)	8/16.95	1.95
2114L-2	1024 x 4	(LP) (200ns)	8/19.95	2.35
2114L-3	1024 x 4	(LP) (300ns)	8/18.95	2.25
2114L-4	1024 x 4	(LP) (450ns)	8/17.95	2.10
2147	4096 x 1	(55ns)	9.95	call
TMS4044-4	4096 x 1	(450ns)	3.49	3.25
TMS4044-3	4096 x 1	(300ns)	3.99	3.75
TMS40L44-2	4096 x 1	(LP) (200ns)	4.49	4.25
MK4118	1024 x 8	(250ns)	9.95	call
TMM2016	2048 x 8	(150ns)	call	call
HM6116-4	2048 x 8	(cmos) (200ns)	call	call
HM6116-3	2048 x 8	(cmos) (150ns)	call	call
HM6116-2	2048 x 8	(cmos) (120ns)	call	call
HM6116LP-4	2048 x 8	(LP) (cmos) (200ns)	call	call
HM6116LP-3	2048 x 8	(LP) (cmos) (150ns)	call	call
HM6116LP-2	2048 x 8	(LP) (cmos) (120ns)	call	call
Z-6132	4096 x 8	(Qstat) (300ns)	34.95	call

LP = Low Power Qstat = Quasi-Static

DYNAMIC RAMS

			Each	100 pcs
TMS4027	4096 x 1	(250ns)	2.50	2.00
MK4108	8192 x 1	(200ns)	1.95	call
MM5298	8192 x 1	(250ns)	1.85	call
4116-120	16384 x 1	(120ns)	8/29.95	call
4116-150	16384 x 1	(150ns)	8/18.95	1.95
4116-200	16384 x 1	(200ns)	8/13.95	call
4116-250	16384 x 1	(250ns)	8/13.90	call
4116-300	16384 x 1	(300ns)	8/13.80	call
2118	16384 x 1	(5v) (150ns)	4.95	call
MK4816	2048 x 8	(5v) (300ns)	24.95	call
4164-200	65536 x 1	(5v) (200ns)	call	call
4164-150	65536 x 1	(5v) (150ns)	call	call

EPROMS

			Each	8 pcs
1702	256 x 8	(1us)	4.95	4.50
2708	1024 x 8	(450ns)	3.75	3.50
2758	1024 x 8	(5v) (450ns)	9.95	8.95
TMS2516	2048 x 8	(5v) (450ns)	6.95	5.95
2716	2048 x 8	(5v) (450ns)	4.95	3.95
2716-1	2048 x 8	(5v) (350ns)	9.00	8.50
TMS2716	2048 x 8	(450ns)	9.95	8.95
TMS2532	4096 x 8	(5v) (450ns)	9.95	7.95
2732	4096 x 8	(5v) (450ns)	9.95	7.95
2732A-2	4096 x 8	(5v) (200ns)	call	call
2764	8192 x 8	(5v) (450ns)	call	call
TMS2564	8192 x 8	(5v) (450ns)	call	call

5v = Single 5 Volt Supply

EPROM ERASERS

	Timer	Capacity Chip	Intensity (uW/cm ²)	
PE-14		6	5,200	83.00
PE-14T	X	6	5,200	119.00
PE-24T	X	9	6,700	175.00
PL-265T	X	20	6,700	255.00
PR-125T	X	16	15,000	349.00
PR-320T	X	32	15,000	595.00

JULY SPECIALS

2K x 8 STATIC

TMM-2016 (200NS)

8/6⁹⁵ EA
HM6116 (200NS)

8/7⁹⁵ EA

64K DYNAMIC

4164 (200NS)

8/8⁹⁵ EA

16K DYNAMIC

4116 (200NS)

8/13⁹⁵ EA

16K EPROMS

2716 (450NS)

8/3⁹⁵ ea

32K EPROMS

2532 or 2732 (450NS)

8/7⁹⁵ EA

PRICES GOOD FOR THE MONTH OF JULY ONLY. PLEASE MENTION JULY SPECIALS WHEN ORDERING.

74LS00 SERIES

74LS00	.25	74LS169	1.75
74LS01	.25	74LS170	1.75
74LS02	.25	74LS173	.80
74LS03	.25	74LS174	.95
74LS04	.25	74LS175	.95
74LS05	.25	74LS181	2.15
74LS08	.35	74LS189	9.95
74LS09	.35	74LS190	1.00
74LS10	.25	74LS191	1.00
74LS11	.35	74LS192	.85
74LS12	.35	74LS193	.95
74LS13	.45	74LS194	1.00
74LS14	1.00	74LS195	.95
74LS15	.35	74LS196	.85
74LS20	.25	74LS197	.85
74LS21	.35	74LS221	1.20
74LS22	.25	74LS240	1.29
74LS26	.35	74LS241	1.29
74LS27	.35	74LS242	1.85
74LS28	.35	74LS243	1.85
74LS30	.25	74LS244	1.29
74LS32	.35	74LS245	1.90
74LS33	.55	74LS247	.75
74LS37	.55	74LS248	1.25
74LS38	.35	74LS249	.99
74LS40	.35	74LS251	1.30
74LS42	.55	74LS253	.85
74LS47	.75	74LS257	.85
74LS48	.75	74LS258	.85
74LS49	.75	74LS259	2.85
74LS51	.25	74LS260	.65
74LS54	.35	74LS266	.55
74LS55	.35	74LS273	1.65
74LS63	1.25	74LS275	3.35
74LS73	.40	74LS279	.55
74LS74	.45	74LS280	1.98
74LS75	.50	74LS283	1.00
74LS76	.40	74LS290	1.25
74LS78	.50	74LS293	1.85
74LS83	.75	74LS295	1.05
74LS85	1.15	74LS298	1.20
74LS86	.40	74LS324	1.75
74LS90	.65	74LS352	1.55
74LS91	.89	74LS353	1.55
74LS92	.70	74LS363	1.35
74LS93	.65	74LS364	1.95
74LS95	.85	74LS365	.95
74LS96	.95	74LS366	.95
74LS107	.40	74LS367	.70
74LS109	.40	74LS368	.70
74LS112	.45	74LS373	1.75
74LS113	.45	74LS374	1.75
74LS114	.50	74LS377	1.45
74LS122	.45	74LS378	1.18
74LS123	.95	74LS379	1.35
74LS124	2.99	74LS385	1.90
74LS125	.95	74LS386	.65
74LS126	.85	74LS390	1.90
74LS132	.75	74LS393	1.90
74LS136	.55	74LS395	1.65
74LS137	.99	74LS399	1.70
74LS138	.75	74LS424	2.95
74LS139	.75	74LS447	.37
74LS145	1.20	74LS490	1.95
74LS147	2.49	74LS624	3.99
74LS148	1.35	74LS668	1.69
74LS151	.75	74LS669	1.89
74LS153	.75	74LS670	2.20
74LS154	2.35	74LS674	9.65
74LS155	1.15	74LS682	3.20
74LS156	.95	74LS683	2.30
74LS157	.75	74LS684	2.40
74LS158	.75	74LS685	2.40
74LS160	.90	74LS688	2.40
74LS161	.95	74LS689	2.40
74LS162	.95	74LS783	24.95
74LS163	.95	81LS95	1.69
74LS164	.95	81LS96	1.69
74LS165	.95	81LS97	1.69
74LS166	2.40	81LS98	1.69
74LS168	1.75		

PROMS

Order by National Part No.	Function	TI	SIG	MMI	Harris	
74S188	32x8 OC	18SA030	82S23	6330-1	7602	2.95
74S287	256x4 TS	14S10	82S129	6301-1	7611	3.25
74S288	32x8 TS	18S030	82S123	6331-1	7603	2.75
74S387	256x4 OC	14SA10	82S126	6300-1	7610	2.95
74S471	256x8 TS	18S22		6309-1		10.95
74S472	512x8 TS	18S42	82S147	6349-1	7649	10.95
74S473	512x8 OC	18SA42	82S146	6348	7648	10.95
74S474	512x8 TS	18S46	82S141	6341	7641	12.95
74S475	512x8 TS	18SA46	82S140	6340	7640	12.95
74S478	1Kx8 TS	28S86				19.95
74S570	512x4 OC	27S12	82S130	6305	7620	5.95
74S571	512x4 TS	27S13	82S131	6306-1	7621	5.95
74S572	1Kx4 OC	24SA41	82S136	6352-1	7642	9.95
74S573	1Kx4 TS	24S41	82S137	6353-1	7643	9.95
87S180	1Kx8 OC	28SA86	82S180	6380-1	7680	19.25
87S181	1Kx8 TS	28S86	82S181	6381-1	7681	16.25
87S184	2Kx8 OC	24SA81	82S184		7684	17.20
87S185	2Kx8 TS	24S81	82S185		7685	16.95
87S190	2Kx8 OC	28SA166	82S190		76160	39.95
87S191	2Kx8 TS	28S166	82S191		76161	39.95

TRANSISTORS

PN2222	10/1.00	100/ 8.99
2N2222	.25	50/10.99
2N2907	.25	50/10.99
2N3055	.79	10/ 6.99
2N3904	10/1.00	100/ 8.99
2N3906	10/1.00	100/ 8.99
1N4148 (1N914)		25/ 1.00
1N4004		10/ 1.00



JDR MICRODEVICES, INC.

1224 S. Bascom Avenue
San Jose, CA 95128

800-538-5000 • 800-662-6279 (CA)
(408) 995-5430 • Telex 171-110

HOURS: Mon. - Fri., 9 to 5; Sat. 11 to 3

VISIT OUR RETAIL STORE!

TERMS: For shipping include \$2.00 for UPS Ground, \$3.00 for UPS Blue Label Air. \$10.00 minimum order. Bay Area residents add 6 1/2 % sales tax. California residents add 6 % sales tax. We reserve the right to limit quantities and substitute manufacturer. Prices subject to change without notice. Send SASE for complete list.

Z-80	
2.5 Mhz	
Z80-CPU	6.00
Z80-CTC	5.95
Z80-DART	15.25
Z80-DMA	17.50
Z80-PIO	6.00
Z80-SIO/O	18.50
Z80-SIO/1	18.50
Z80-SIO/2	18.50
Z80-SIO/9	16.95
4.0 Mhz	
Z80-A-CPU	6.00
Z80-CTC	8.65
Z80A-DART	18.75
Z80A-DMA	27.50
Z80A-PIO	6.00
Z80A-SIO/O	22.50
Z80A-SIO/1, O	22.50
Z80A-SIO 1/2	22.50
Z80A-SIO/9	19.95
6.0 Mhz	
Z80B-CPU	17.95
Z80B-CTC	15.50
Z80B-PIO	15.50
ZILOG	
Z6132	34.95
Z8	39.95

8200	
8202	34.95
8205	3.50
8212	1.85
8214	3.85
8216	1.80
8224	2.50
8226	1.80
8228	4.90
8237	19.95
8238	4.95
8243	4.45
8250	14.95
8251	4.75
8253	9.25
8253-5	9.85
8255	4.75
8255-5	5.25
8257	8.50
8257-5	8.95
8259	6.90
8259-5	7.50
8272	39.95
8275	29.95
8279	9.50
8279-5	10.00
8282	6.65
8283	6.65
8284	5.70
8286	6.65
8287	6.50
8288	25.00
8289	49.95

E000 SERIES	
803E	7.25
803E	7.95
INS8060	17.96
INS8073	29.95
8080	3.95
8085	7.95
8085A-2	11.95
8086	59.95
8087	Call
8088	39.95
8089	89.95
8155	7.95
8156	8.95
8185	29.95
8185-2	39.95
8741	39.95
8748	29.95
8755	32.00

6800	
68000	call
6800	4.95
6802	10.95
6808	13.90
6809E	19.95
6809	19.95
6810	2.95
6820	4.95
6821	4.95
6828	14.95
6840	12.95
6843	34.95
6844	25.95
6845	16.95
6847	12.25
6850	3.45
6852	5.75
6860	10.95
6862	11.95
6875	6.95
6880	2.95
6883	24.95
68047	24.95
68488	19.95
68B00	10.95
68B02	22.25
68B09E	29.95
68B09	29.95
68B10	7.95
68B21	12.95
68B45	35.95
68B50	12.95
6800 = 1 MHZ	
68B00 = 2 MHZ	

6500 SERIES	
1 MHZ	
6502	6.95
6504	6.95
6505	8.95
6507	9.95
6520	4.35
6522	8.75
6532	11.25
6545	22.50
6551	11.85
2 MHZ	
6502A	9.95
6522A	11.70
6532A	12.40
6545A	28.50
6551A	12.95
3 MHZ	
6502B	14.95

DISC CONTROLLERS	
1171	24.95
1791	36.95
1793	44.95
1795	54.95
1797	54.95
6843	42.95
8272	39.95
UPD765	39.95
1691	18.95
2143	18.95
INTERFACE	
8T26	1.69
8T28	2.49
8T95	.99
8T96	.99
8T97	.99
8T98	.99
DM8131	2.95
DP8304	2.29
MISC	
3341	4.95
76477	3.95
AY3-8910	12.95
MC3340	1.49
95H90	7.99
11C90	13.95
8202A	34.95
3242	7.95
MC3480	9.00
MC4024	3.95
MC4044	4.50
3205	3.50
BIT-RATE GENERATORS	
14411	9.95
BR1941	9.95
4702	12.95
COM5016	16.95
MM5307	10.95
UARTS	
AY3-1014	6.95
AY5-1013	3.95
PT1472	9.95
TR1602	3.95
2350	9.95
TMS6011	5.95
IM6402	7.95
IM6403	8.95
INS8250	14.95
KEYBOARD CHIPS	
AY5-2376	11.95
AY5-3600	11.95
74C922	5.25
74C923	5.50

E000 SERIES	
9316	1.00
9334	2.50
9368	3.95
9401	9.95
9601	.75
9602	1.50
96SC2	1.95
DATA ACQUISITION	
ADC3800	5.55
ADC3804	4.95
ADC3809	5.25
ADC3817	10.95
DAC3800	4.95
DAC3808	4.95
DAC1020	8.25
DAC1022	5.95
MC1408L8	4.95

CRYSTALS	
32.768 khz	3.95
1.0 mhz	4.95
1.8432	4.95
2.0	3.95
2.097152	3.95
2.4576	3.95
3.2768	3.95
3.579535	3.95
4.0	3.95
5.0	3.95
5.0688	3.95
5.185	3.95
5.7143	3.95
5.9904	3.95
6.0	3.95
6.144	3.95
6.5536	3.95
8.0	3.95
10.0	3.95
14.31818	3.95
15.0	3.95
16.0	3.95
18.0	3.95
18.432	3.95
20.0	3.95
22.1184	3.95
32.0	3.95

IC SOCKETS	
1-99 100	
8 pin ST	.13 .11
14 pin ST	.15 .12
16 pin ST	.17 .13
18 pin ST	.20 .18
20 pin ST	.29 .27
22 pin ST	.30 .27
24 pin ST	.30 .27
28 pin ST	.40 .32
40 pin ST	.49 .39
ST = SOLDDERTAIL	
14 pin WW	.69 .52
16 pin WW	.69 .58
18 pin WW	.99 .90
20 pin WW	1.09 .98
22 pin WW	1.39 1.28
24 pin WW	1.49 1.35
28 pin WW	1.69 1.49
40 pin WW	1.99 1.80
WW = WIREWRAP	

CONNECTORS	
RS232 MALE	3.25
RS232 FEMALE	3.75
RS232 HOOD	1.25
S-100 ST	3.95
S-100 WW	4.95
DIP SWITCHES	
4 POSITION	.85
5 POSITION	.90
6 POSITION	.90
7 POSITION	.95
8 POSITION	.95

ORDER TOLL FREE
800-538-5000
800-662-6279
(CALIFORNIA RESIDENTS)

INTERSIL	
ICL7103	9.50
ICL7106	9.95
ICL7107	12.95
ICL8038	3.95
ICM7107A	5.59
ICM7208	15.95

LINEAR				BI FET		EXAR					
LM301	.34	LM350K	5.60	NE570	4.75	LM1800	2.99	TL071	.79	XR 2206	3.75
LM301H	.79	LM350T	4.60	NE571	3.95	LM1812	8.25	TL072	1.19	XR 2207	3.85
LM307	.45	LM358	.98	NE592	2.75	LM1815	5.20	TL074	2.19	XR 2208	3.90
LM308	.98	LM359	1.79	LM703	.89	LM1818	2.90	TL081	.79	XR 2211	5.25
LM308H	1.15	LM376	3.75	LM709	.59	LM1820	3.50	TL082	1.19	XR 2240	3.25
LM309H	1.95	LM377	2.29	LM710	.75	LM1830	3.50	TL083	2.19		
LM309K	1.49	LM378	2.50	LM711	.79	LM1871	5.49	TL084	1.19		
LM310	1.75	LM379	4.50	LM723	.49	LM1872	5.49	LF347	2.19	CA 3010	.99
LM311	.64	LM380	1.29	LM723H	.55	LM1877	3.25	LF351	.60	CA 3013	2.00
LM311H	.89	LM380N-8	1.10	LM733	.98	LM1889	2.49	LF353	1.00	CA 3023	2.75
LM312H	1.75	LM381	1.60	LM741N-8	.35	LM1896	1.75	LF355	1.10	CA 3035	2.49
LM317K	3.95	LM382	1.60	LM741N-14	.35	LM2877	2.05	LF356	1.10	CA 3039	1.29
LM317	1.95	LM383	1.95	LM741H	.40	LM2878	2.25	LF357	1.40	CA 3046	1.25
LM318	1.49	LM384	1.95	LM747	.79	LM2900	.85			CA 3053	1.45
LM318H	1.59	LM386	1.50	LM748	.59	LM2901	1.00			CA 3059	2.90
LM319H	1.25	LM387	1.40	LM1014	2.75	LM3900	.59	TL494	4.20	CA 3060	2.90
LM319	1.25	LM389	1.35	LM1303	1.95	LM3905	1.25	TL496	1.65	CA 3065	1.75
LM320 (see 7900)		LM390	1.95	LM1304	1.19	LM3909	.98	TL497	3.25	CA 3080	1.10
LM322	1.65	LM392	.69	LM1305	1.49	LM3911	2.25	75107	1.49	CA 3081	1.65
LM323K	4.95	LM394H	3.60	LM1307	.85	LM3914	3.95	75110	1.95	CA 3082	1.65
LM324	.59	LM399H	5.00	LM1310	2.90	LM3915	3.95	75188	1.25	CA 3083	1.55
LM329	.69	NE531	3.75	MC1330	1.89	LM3916	3.95	75189	1.25	CA 3086	.80
LM331	3.95	NE536	6.00	MC1349	1.89	MC4024	3.95	75450	.59	CA 3089	2.99
LM334	1.30	NE555	.39	MC1350	1.29	MC4044	4.50	75451	.39	CA 3906	3.49
LM335	1.40	NE556	.69	MC1358	1.79	RC4136	1.25	75452	.39	CA 3130	1.30
LM336	1.75	NE558	1.50	LM1414	1.59	RC4151	3.95	75453	.39	CA 3140	1.15
LM337K	3.95	NE561	19.95	LM1458	.69	LM4250	1.75	75454	.39	CA 3146	1.85
LM337T	2.95	NE562	6.00	LM1488	.99	LM4500	3.25	75491	.79	CA 3160	1.19
LM338K	6.95	NE564	3.95	LM1489	.99	LM13080	1.29	75492	.79	CA 3401	.59
LM339	.99	LM565	.99	LM1496	.85	LM13600	1.49	75493	.89	CA 3600	3.45
LM340 (see 7800)		LM566	1.49	LM1558H	3.10	LM13700	1.49	75494	.89		
LM348	1.20	LM567	1.29								

CLOCK CIRCUITS	
MM5314	4.95
MM5369	3.95
MM5375	4.96
MM58167	8.95
MM58174	11.95
MSM5832	8.95

FUNCTION GENERATORS		
MC4024	Dual VCO	3.95
LM566	Function Generator	1.49
XR2206	Function Generator	3.75
8038	Waveform Generator	3.95

VOLTAGE REG's			
7805T	.79	7905T	.89
7808T	.99	7912T	.89
7812T	.79	7915T	1.19
7815T	.99	7924T	1.19
7824T	.99		
		7905K	1.49
		7912K	1.49
		7915K	.79
		7915L	.79
		7912L	.69
		78L15	.79
		LM317K	3.95
		LM323K	4.95
		LM337K	3.95
T = TO-220 K = TO-3 L = TO-92			



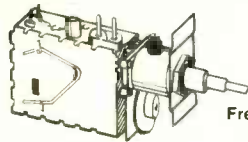
JDR MICRODEVICES, INC.
 1224 S. Bascom Avenue
 San Jose, CA 95128
 800-538-5000 • 800-662-6279 (CA)
 (408) 995-5430 • Telex 171-110
 CIRCLE 55 ON FREE INFORMATION CARD

HOURS: Mon. - Fri., 9 to 5; Sat. 11 to 3

VISIT OUR RETAIL STORE!

TERMS: For shipping include \$2.00 for UPS Ground, \$3.00 for UPS Blue Label Air. \$10.00 minimum order. Bay Area residents add 6 1/2% sales tax. California residents add 6% sales tax. We reserve the right to limit quantities and substitute manufacturer. Prices subject to change without notice. Send SASE for complete list.

MORE GAIN THAN A VARACTOR UHF TUNER



We start with a Mechanical UHF Tuner, add 2 coils and a diode, then peak it on our Spectrum Analyzer for maximum gain.

Frequency Range 470-899 MHz channels 14-83
Output Channel 3. Available on request:
Ch 2 or 4.

PART NO.	DESCRIPTION	PRICE
B20	Modified High Gain UHF Tuner	\$15.00
B21	Pre-Drilled circuit board, screen printed layout, soldrmas on foil side, needs only one jumper	\$17.00
B22	Complete parts kit includes: All resistors (30), PCB Potentiometers (1-5K, 3-10K), Power Transformer (1A/24v) Panel Mount Potentiometer (10K), Integrated Circuits (7), Diodes (4), Voltage Regulator, Heat Sink, Electrolytic Capacitors (6), Disc Capacitors (35), Variable Capacitors (4), Coil Kit with #26 wire (4), IC Sockets (4-8 pin, 3-14 pin), Speaker (4", 3 oz), Standoffs, Hookup Wire, All misc Hardware and the most complete and comprehensive 17 page instruction manual we have seen. All items individually packaged	\$80.00

When ordering 3 above items \$110.00
Order 5 each of the 3 items \$ 95.00/set
Order 10 each of the 3 items \$ 85.00/set

ACCESSORIES, AMPLIFIERS
A02 New 2 stage 28 db gain RF amplifier Kit \$18.00 Assembled \$25.00
A03 New 14 db Gain single stage RF amp Kit \$10.50 Assembled \$15.50
A04 75-300 ohm matching transformer \$ 1.15
F-59 Coaxial connectors \$ 0.35

Mail order only.
Send check or money order to:
GILCO INTERNATIONAL, INC.
R.O. Box 8817,
Coral Gables, FL 33124
Tel. (305) 823-5891 For COD orders


Minimum order \$25.00.

Add 10% shipping and handling.
For orders over \$50, Add 5%
Florida orders will not be accepted.
Please Write or Call for Free Information

MICROWAVE TV CONVERTERS

MODEL DCV-1-A

DOWN CONVERTER/ANTENNA
COMBINATION



- 2 MICROWAVE PREAMP STAGES for maximum gain
- ONE PIECE CONSTRUCTION simplifies installation
- ALUMINUM AND ZINC PLATED STEEL for durability
- BUILT IN A/B SWITCH with more than 95dB isolation
- 2.1-2.6 GHz Covers all ham, commercial and ITFS channels

Years of enjoyment are yours with our model DCV-1-A. Two preamp stages coupled with the yagi antenna/housing provide a typical system gain of 53dB.

ASSEMBLED & TESTED
LIST - \$175.00

ONLY
\$149.95

INTRODUCTORY PRICE

YOU GET: 75' downlead
3' jumper
300 ohm matching transformer
detailed instructions

WE CARRY A COMPLETE LINE INCLUDING PARABOLICS

DEALER INQUIRIES INVITED

TRITON
MARKETING CORP.

1933 ROCKAWAY PARKWAY
BROOKLYN, N.Y. 11236

212-531-9004

We accept VISA, M.C.,
C.O.D., CHECK or M.O.

FIRST QUALITY COMPONENTS - NOT MAIL ORDER "SECONDS"

Min. order \$10.00 - add
5% Shpg and \$1.00 Ins

ARIES ZERO INSERTION FORCE SOCKETS -



cam actuated, true zero insertion
- tin plated solder tail pins -
capable of being plugged into
dip sockets. Including wire wrap.

Stock No.	No. Pins	1-24	25	50
11055	24	\$ 4.35	\$ 3.90	\$ 3.90
11056	28	4.50	4.05	3.75
11057	40	5.95	5.35	4.95
11058	64	10.50	9.45	8.70

RESISTOR ASSORTMENT

82508 - 700 pcs 11 each below assort'd \$22.50
Stock No. 82501 10 ea. of 10-12-15-18-22-27-33-39-47-56 OHM
Stock No. 83502 10 ea. of 68-82-100-120-150-180-220-270-330-390 OHM
Stock No. 82503 10 ea. of 470-560-680-820-1K-1.2K-1.5K-1.8K-2.2K-2.7 OHM
Stock No. 82504 10 ea. of 3.3K-3.9K-4.7K-5.6K-6.8K-8.2K-10K-12K-15K-18K OHM
Stock No. 82505 10 ea. of 22K-27K-33K-39K-47K-56K-68K-82K-100K-120K OHM
Stock No. 82506 10 ea. of 150K-180K-220K-270K-330K-390K-470K-560K-680K-820K-OHM
Stock No. 82507 10 ea. of 1M-1.2M-1.5M-1.8M-2.2M-2.7M-3.3M-3.9M-4.7M-5.6M-OHM

WILD ROVER

Touch switch capsule
Operating motion is .005" without the
use of a levered arm. Extremely fast on
and off with low noise. Normally open -
rated 1.5 VAC, 1.6 amp-30 milliohm re-
sistance - .515 radius by .160 thick.
Stock No. 1-9 10 25
12098 | \$1.28 \$1.12 \$ 95



60/40 ROSIN CORE SOLDER

Stock No.	Dia. (feet)	Length (oz.)	Price
50075	.062	1.5	\$3.26
50076	.062	25	4.36
50077	.062	50	8.02
50078	.032	33	1.5
50079	.032	88.5	4
50080	.032	175	8



TI WIRE WRAP SOCKETS

Tin plated phosphor
bronze contact - 3 wrap



Stock No.	No. Pins	1-24	25	100
11301	8	\$ 45	\$ 40	\$ 36
11302	14	.66	.59	.54
11303	18	.72	.64	.58
11304	18	.82	.73	.66
11305	20	1.11	.99	.90
11306	22	1.26	1.12	1.02
11307	24	1.41	1.25	1.14
11308	28	1.71	1.52	1.38
11309	40	2.31	2.05	1.86

TI LOW PROFILE SOCKETS

Tin plated phosphor
bronze contact pins
with gas tight seal



Stock No.	No. Pins	1-24	25	100
11201	8	\$1.15	\$1.13	\$1.12
11202	14	.18	.15	.14
11203	18	.21	.18	.16
11204	18	.24	.21	.19
11205	20	.27	.24	.21
11206	22	.30	.26	.23
11207	24	.33	.30	.25
11208	28	.38	.34	.29
11209	40	.53	.45	.40

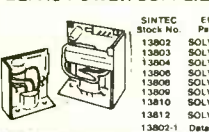
ELPAC POWER SUPPLIES - DC/DC CONVERTERS



Stock No. 13801 - "Floppy Disc"
Power Supply For
Winchester Drives \$109.00
13801-1 Data Sheet for 13801 ... \$.25

SINTEC Stock No.	ELPAC Part No.	Input Voltage (VDC)	Output Voltage (VDC)	Output Current (A)	Dimensions (HxWxD) in inches	Price
13825	CB3801	3-0-7.0	122.0-6	0-25	48.5x13.05	\$ 7.95
13826	CB3811	3-0-7.0	122.0-6	0-25	48.5x13.05	7.95
13827	CB3802	3-0-7.0	150.0-7	0-20	48.5x13.05	7.95
13828	CB3812	3-0-7.0	150.0-7	0-20	48.5x13.05	7.95
13829	CB3804	3-0-7.0	280.0-7	0-10	48.5x13.05	7.95
13830	CB3814	3-0-7.0	280.0-7	0-10	48.5x13.05	7.95
13831	CL3801	4-0-7.0	122.0-6	125	85.1x1.2x1.77	59.95
13832	CL3811	4-0-7.0	122.0-6	125	85.1x1.2x1.77	59.95
13833	CL3802	4-0-7.0	150.0-7	100	85.1x1.2x1.77	59.95
13834	CL3812	4-0-7.0	150.0-7	100	85.1x1.2x1.77	59.95
13835	CL3804	4-0-7.0	280.1-4	50	85.1x1.2x1.77	59.95
13836	CL3814	4-0-7.0	280.1-4	50	85.1x1.2x1.77	59.95

ELPAC POWER SUPPLIES - SOLV SERIES FULLY REGULATED



Stock No. 51002 \$3.45

SINTEC Stock No.	ELPAC Part No.	Output Voltage	Output Current	Dimensions (HxWxD) in inches	Price
13802	SOLV15-5	5	3.0A	4.7/1/8x4.2	Fixed included \$39.95
13803	SOLV15-12	12	1.5A	4.7/1/8x4.2	Fixed included \$9.95
13804	SOLV15-15	15	1.2A	4.7/1/8x4.2	Fixed included \$9.95
13806	SOLV15-24	24	0.75A	4.7/1/8x4.2	Fixed included \$9.95
13808	SOLV30-5	5	6.0A	5.9/8x4.7/8x3/16	DVP-4 \$9.95
13809	SOLV30-12	12	4.0A	5.9/8x4.7/8x3/16	DVP-4 \$9.95
13810	SOLV30-15	15	3.3A	5.9/8x4.7/8x3/16	DVP-4 \$9.95
13812	SOLV30-24	24	2.0A	5.9/8x4.7/8x3/16	DVP-4 \$9.95

Special of the Month!



DIGITAL MULTIMETER
Large easy to read .5" 3 1/2 digit
display-200 hours operating
life with single 9v alkaline bat-
tery-low battery - polarity indi-
cators - Five functions (DC
Volts, Ohms, DC mA, AC Volts,
Diode and transistor junction
check in circuit)
Stock No. 82501 \$54.95
Stock No. 82502 \$49.95
Kit Form, with instructions

MODUTEC



Miniclamp AC Volt-Ammeter
allows singling one conductor out of
many without disarrangement.

Stock No.	AC Amperes	Price
13730	0-25A	\$39.50
13731	0-50A	\$9.50
13732	0-100A	\$9.50

ACCESSORY LINE SPLITTER
allows fast readings of AC power con-
sumption of plug in equipment with-
out separation of leads.
Stock No. 13727 \$9.95

POCKET SIZED BATTERY TESTER

for all types of small batteries from
1.35v to 4.5v
Stock No. 13733 \$13.95

VOLT-ICATOR

automotive diagnostic meter plugs
into lighter socket and indicates bat-
tery condition and charging rates.
Stock No. 13736 \$12.95

AC VOLTAGE TESTER

plugs into any 110v service recepta-
ble to check time voltage over 50-
150 VAC
Stock No. 13735 \$9.95

VOM-MULTITESTER

versatile Volt-Ohm-Milliammeter in
small package
Stock No. 13729 \$13.95

PIN FORMING TOOL

puts IC's on their true row to row spacing. One
side is for 300 centers, Flip tool over for devices
on 600 centers. Put device in tool and
squeeze.
ONE TOOL DOES 8 Thru 40 PINS!
Stock No. 11059 \$12.95

CRIMPS #10 - #24 wire

STRIPS solid #12-22 and
stranded #14-24
SCREW CUTTER for 6
most common screw sizes
CUTTER and PLIERS

THE PIKE

5 in 1 Tool
Stock No. 51005 \$12.95

SINTEC Drawer Q Milford
CO. NJ 08848-9990



TOLL 800-526-5960
FREE in NJ (201) 996-4093

Send for Free Catalog -
over 1100 parts.

CIRCLE 69 ON FREE INFORMATION CARD

ramsey

the first name in Counters!



9 DIGITS 600 MHz \$129⁹⁵ WIRED

PRICES

CT-90 wired, 1 year warranty	\$129.95
CT-90 Kit, 90 day parts warranty	109.95
AC-1 AC adapter	3.95
BP-1 Nicad pack + AC Adapter/Charger	12.95
OV-1, Micro-power Oven time base	49.95
External time base input	14.95

The CT-90 is the most versatile, feature packed counter available for less than \$300.00! Advanced design features include: three selectable gate times, nine digits, gate indicator and a unique display hold function which holds the displayed count after the input signal is removed! Also, a 10MHz TCXO time base is used which enables easy zero beat calibration checks against WWV. Optionally, an internal nicad battery pack, external time base input and Micro-power high stability crystal oven time base are available. The CT-90, performance you can count on!

SPECIFICATIONS:

Range:	20 Hz to 600 MHz
Sensitivity:	Less than 10 MV to 150 MHz Less than 50 MV to 500 MHz
Resolution:	0.1 Hz (10 MHz range) 1.0 Hz (60 MHz range) 10.0 Hz (600 MHz range)
Display:	9 digits 0.4" LED
Time base:	Standard-10,000 mHz, 1.0 ppm 20-40°C. Optional Micro-power oven-0.1 ppm 20-40°C
Power:	8-15 VAC @ 250 ma

7 DIGITS 525 MHz \$99⁹⁵ WIRED



SPECIFICATIONS:

Range:	20 Hz to 525 MHz
Sensitivity:	Less than 50 MV to 150 MHz Less than 150 MV to 500 MHz
Resolution:	1.0 Hz (5 MHz range) 10.0 Hz (50 MHz range) 100.0 Hz (500 MHz range)
Display:	7 digits 0.4" LED
Time base:	1.0 ppm TCXO 20-40°C
Power:	12 VAC @ 250 ma

The CT-70 breaks the price barrier on lab quality frequency counters. Deluxe features such as: three frequency ranges - each with pre-amplification, dual selectable gate times, and gate activity indication make measurements a snap. The wide frequency range enables you to accurately measure signals from audio thru UHF with 1.0 ppm accuracy - that's .0001%! The CT-70 is the answer to all your measurement needs, in the field, lab or ham shack.

PRICES:

CT-70 wired, 1 year warranty	\$99.95
CT-70 Kit, 90 day parts warranty	84.95
AC-1 AC adapter	3.95
BP-1 Nicad pack + AC adapter/charger	12.95



7 DIGITS 500 MHz \$79⁹⁵ WIRED

PRICES:

MINI-100 wired, 1 year warranty	\$79.95
AC-Z Ac adapter for MINI-100	3.95
BP-Z Nicad pack and AC adapter/charger	12.95

Here's a handy, general purpose counter that provides most counter functions at an unbelievable price. The MINI-100 doesn't have the full frequency range or input impedance qualities found in higher price units, but for basic RF signal measurements, it can't be beat! Accurate measurements can be made from 1 MHz all the way up to 500 MHz with excellent sensitivity throughout the range, and the two gate times let you select the resolution desired. Add the nicad pack option and the MINI-100 makes an ideal addition to your tool box for "in-the-field" frequency checks and repairs.

SPECIFICATIONS:

Range:	1 MHz to 500 MHz
Sensitivity:	Less than 25 MV
Resolution:	100 Hz (slow gate) 1.0 KHz (fast gate)
Display:	7 digits, 0.4" LED
Time base:	2.0 ppm 20-40°C
Power:	5 VDC @ 200 ma

8 DIGITS 600 MHz \$159⁹⁵ WIRED




SPECIFICATIONS:

Range:	20 Hz to 600 MHz
Sensitivity:	Less than 25 mv to 150 MHz Less than 150 mv to 600 MHz
Resolution:	1.0 Hz (60 MHz range) 10.0 Hz (600 MHz range)
Display:	8 digits 0.4" LED
Time base:	2.0 ppm 20-40°C
Power:	110 VAC or 12 VDC

The CT-50 is a versatile lab bench counter that will measure up to 600 MHz with 8 digit precision. And, one of its best features is the Receive Frequency Adapter, which turns the CT-50 into a digital readout for any receiver. The adapter is easily programmed for any receiver and a simple connection to the receiver's VFO is all that is required for use. Adding the receiver adapter in no way limits the operation of the CT-50, the adapter can be conveniently switched on or off. The CT-50, a counter that can work double-duty!

PRICES:

CT-50 wired, 1 year warranty	\$159.95
CT-50 Kit, 90 day parts warranty	119.95
RA-1, receiver adapter kit	14.95
RA-1 wired and pre-programmed (send copy of receiver schematic)	29.95



DIGITAL MULTIMETER \$99⁹⁵ WIRED

PRICES:

DM-700 wired, 1 year warranty	\$99.95
DM-700 Kit, 90 day parts warranty	79.95
AC-1, AC adaptor	3.95
BP-3, Nicad pack + AC adapter/charger	19.95
MP-1, Probe kit	2.95

The DM-700 offers professional quality performance at a hobbyist price. Features include: 26 different ranges and 5 functions, all arranged in a convenient, easy to use format. Measurements are displayed on a large 3 1/2 digit, 1/2 inch LED readout with automatic decimal placement, automatic polarity, overrange indication and overload protection up to 1250 volts on all ranges, making it virtually goof-proof! The DM-700 looks great, a handsome, jet black, rugged ABS case with convenient retractable tilt bail makes it an ideal addition to any shop.

SPECIFICATIONS:

DC/AC volts:	100uV to 1 KV, 5 ranges
DC/AC current:	0.1uA to 2.0 Amps, 5 ranges
Resistance:	0.1 ohms to 20 Megohms, 6 ranges
Input impedance:	10 Megohms, DC/AC volts
Accuracy:	0.1% basic DC volts
Power:	4 'C' cells

AUDIO SCALER

For high resolution audio measurements, multiplies UP in frequency.

- Great for PL tones
- Multiplies by 10 or 100
- 0.01 Hz resolution!

\$29.95 Kit \$39.95 Wired

ACCESSORIES

Telescopic whip antenna - BNC plug	\$ 7.95
High impedance probe, light loading	15.95
Low pass probe, for audio measurements	15.95
Direct probe, general purpose usage	12.95
Tilt bail, for CT 70, 90, MINI-100	3.95
Color burst calibration unit, calibrates counter against color TV signal	14.95

COUNTER PREAMP


For measuring extremely weak signals from 10 to 1,000 MHz. Small size, powered by plug transformer-included.

- Flat 25 db gain
- BNC Connectors
- Great for sniffing RF with pick-up loop

\$34.95 Kit \$44.95 Wired

ramsey electronics, inc.

2575 BAIRD RD. • PENFIELD, NY 14526



PHONE ORDERS
CALL 716-586-3950

TERMS

Satisfaction guaranteed - examine for 10 days, if not pleased return in original form for refund. Add 5% for shipping insurance to a maximum of \$10. Overseas add 15%. COD, add \$2. Orders under \$10., add \$1.50. NY residents, add 7% tax.

CIRCLE 56 ON FREE INFORMATION CARD

QUALITY parts at DISCOUNT PRICES

STEREO 8 TRACK HOME UNIT



BRAND NEW UNITS... ASSEMBLY INCLUDES; TAPE HEAD, MOTOR BELT, 110VAC MOTOR, PRE-AMP, LIGHTS, SWITCHES, SOLENOID AND OTHER USEFUL PARTS.... AN EXCEPTIONAL BUY!

\$7.25 PER ASSEMBLY

MINI BSR AUTOMATIC RECORD CHANGER



\$17.50 each

* B.S.R. MODEL C136R/C/3
* PLAYS 33/45/78 RECORDS
* MINI SIZE: 8 1/4" X 12"
INCLUDES DUST COVER AND PLASTIC CASE (NOT PICTURED) WITH FRONT CUT OUT TO FIT STEREO UNIT (NOT INCLUDED).

JOYSTICK

PRECISION DEVICE... CONTAINS 4 50K CENTER TAPPED ALPS POTS. \$4.75 ea

VARIABLE DIODES

BB-103 3 FOR \$1.00
100 FOR \$30.00
MV2205 3 FOR \$1.00
100 FOR \$30.00

BLACK PLASTIC CASE



PAC-TEC SERIES C
BLACK PLASTIC ENCLOSURE ADJUSTABLE HEIGHT FROM 1.63" TO 2.93"; WIDTH 6.85"; DEPTH 8". BUILT-IN STAND OFFS FOR P.C. BOARDS. FRONT AND BACK PANELS NOT INCLUDED... \$5.25 PER CASE

COMPUTER GRADE CAPACITOR

1700 mfd. 150VDC \$2.00
2 1/2" DIA X 4 3/4" HIGH
3,600 mfd. 40VDC \$1.00
1 3/8" DIA. X 3 1/2" HI
6,400 mfd. 60VDC \$2.50
1 3/8" DIA X 4 1/4"
12,000 mfd. 40VDC \$3.00
2" DIA X 4 1/4" HIGH
18,000 mfd. 75VDC \$4.00
2 1/2" DIA X 4 1/2" HIGH
22,000 mfd. 15VDC 2" DIA X 2 1/2" HIGH \$2.00
22,000 mfd. 40VDC 2" DIA. X 6" HIGH \$3.00
25,000 mfd. 75VDC \$4.50
3" DIA X 4 3/8" HIGH
45,000 mfd. 25VDC 2" DIA. X 4" HIGH \$3.50
72,000 mfd. 15VDC 2" DIA. X 4" HIGH \$3.50
CLAMPS TO FIT CAPACITORS 50¢ ea

TRANSFORMERS

120 volt primaries
5.6 VOLTS at 750 MA \$3.00
6 VOLTS at 500 mA \$1.25
12 V.C.T. at 150 MA \$2.50
16.5 V. at 3 AMPS \$6.50
18 VOLTS at 350 MA \$2.00
18 VOLTS at 1 AMP \$4.50
18 V.C.T. at 2 AMP \$5.50
25.2 V.C.T. at 2.8 AMP \$5.50
35 V.C.T. at 1 AMP \$3.50
42 V.C.T. at 1.2 AMP \$4.50
65 V.C.T. at 2 AMP \$5.50

MITSUBI MODEL UES-A55F VARACTOR UHF TUNER

FREQ RANGE 470 - 889 MHz
ANTENNA INPUT 300 OHMS
\$25.00 each
10 for \$220.00

PHOTO FLASH CAPACITORS

170 MFD 330 VOLT
1 1/2" X 7/8" 2 FOR \$1.50
10 FOR \$7.00
600 MFD 360 VOLT 3 3/4" HIGH X 1" DIA. \$1.00 EA, 10 FOR \$9.00
750 MFD 330 VOLT 2 1/2" HIGH X 1 3/4" \$1.25 EACH 10 FOR \$11.00

MINI SIZE BUZZERS

1/2 to 3 volts 75¢ ea WITH WIRE LEADS
1/2 to 3 volts 75¢ ea WITH PIN TERMINALS
3 to 7 volts WITH PIN TERMINALS 75¢ each

L-PAD

STANDARD 8 OHM 50 DB L-PAD... \$1.50 EACH
10 FOR 13.50

2 Mhz CRYSTAL

CASE STYLE HC33/U \$3.50 EACH

8' LINE CORD

18 - 3 GUT M/E ROUND RAY COLOR \$2.00 EACH 10 FOR \$18.50

L.E.D.'s STANDARD JUMBO DIFFUSED

RED 10 FOR \$1.50
GREEN 10 FOR \$2.00
YELLOW 10 FOR \$2.00
FLASHER LED 5 VOLT OPERATION JUMBO SIZE 2 FOR \$1.70
BI POLAR LED SUB MINI LED 2 FOR \$1.70
.078" X .098" 20 mA at 1.75v 10 FOR \$1.00
200 FOR \$18.00
QUANTITY PRICES AVAILABLE

BLACK LIGHT (ULTRAVIOLET)

G.E. # F6T5BL \$2.50 each

120VAC VARIABLE STROBE LIGHT KIT

Complete variable rate strobe light kit produces brilliant flashes of light. Operates from standard 120VAC. Reliable design—thousands of these are in use throughout the world. Overall size of completed board: 3" x 2" x 3". C3071 \$7.50

3VDC ELECTRONIC WARNING FLASHER KIT

This portable battery operated device continuously emits bursts of intense light at a fixed repetition rate. Can be seen for great distances making it a great safety device. Features remote flash tube. Operates on 3VDC (two 1.5V Batteries). Size of board: 2 1/4" x 2" x 2". C2077 \$7.95

FASCINATION STAR KIT

Produces an "exploding star" visual effect using 25 LEDs and IC circuitry. The center LED lights first then the next group of LEDs light and then another set of lights until the outer edge of the star lights up. The process then reverses itself. Operates from 9V battery. C4432 \$10.95

ELECTRONIC WHEEL OF FORTUNE KIT

Push the start button and a bright ball (LED) appears to spin around ten numbers. When you release the button the electronic ball appears to slow down and finally comes to a stop on one number. As the ball spins a small speaker emits a ticking sound in synchronization. Unit operates from 9V battery. Size of board: 2 9/16" x 2 6/16". C3806 \$9.99

SOUND EFFECTS GENERATOR KIT

Eaching sound effects for use in the popular T176477 chip to develop phaser, locomotive, siren, tweeting bird, organ, Model T, etc. sounds. Uses dip switch for simple programming of the generator. Operates from 9V battery. Size of board: 3 25/32" x 2". C4422 \$12.95

3CHANNEL COLOR ORGAN

Very popular 3 channel color organ causes lights of your choice to flash to beat of music. Features level control and 3 separate AC outlets to connect Christmas lights, lamps, etc. Operates from 120VAC. Size of board: 3 7/8" x 4 5/8". C4630 \$8.50

LED STEREO POWER METER KIT

Features attractive "moving" jumbo LED display with 20 LEDs (10 per channel) indicating RMS output of amplifier. Connects to speaker. Can be used with any amplifier from 1 to 200 watts. Size: 2 1/4" x 6 1/4". Requires 2 8VDC at 500 ma. C4682 \$17.95

DUAL VOLTAGE POWER SUPPLY KIT

Power supply for above kit. Output 8 VDC at 500 ma. Input 120 VAC. Size 2" x 2 1/4". C4663 \$5.95

COMBINATION OF BOTH KITS

C4664 \$22.95

POPULAR ITEMS

GREEN NEONS (same as NE2 but glows bright green) C4551 \$8.100
3" 750ma SOLAR CELL C4637 \$3.50
3.5V 100ma NICA0 (removed from new equipment) C4665 \$2.50
KESTER 60-40 PC SOLDER 6 ft. coil C4456 \$1.00
C10681 SCR 200V 4A C4626 .89
1000WS ROLINO FLASHTUBE C4666 \$7.95
PC TO PC SYNC CORD C4667 \$2.00

PHOTO FLASH CAPACITORS

170 MFD 330 VOLT 1 1/2" X 7/8" 2 FOR \$1.50
10 FOR \$7.00
600 MFD 360 VOLT 3 3/4" HIGH X 1" DIA. \$1.00 EA, 10 FOR \$9.00
750 MFD 330 VOLT 2 1/2" HIGH X 1 3/4" \$1.25 EACH 10 FOR \$11.00

MINI SIZE BUZZERS

1/2 to 3 volts 75¢ ea WITH WIRE LEADS
1/2 to 3 volts 75¢ ea WITH PIN TERMINALS
3 to 7 volts WITH PIN TERMINALS 75¢ each

FREE! SEND FOR OUR NEW 40 PAGE CATALOG FREE!

CONNECTORS

WEATHERPROOF 2 CONDUCTOR POLARIZED SET, 18 GA. WIRE. \$1.00 / SET
4 CONDUCTOR \$1.50 PER SET
WEATHER-PROOF SOCKET AND CONNECTOR SET...

4PDT RELAY

14 pin style
3 amp contacts
24 volt d.c. or 120 volt a.c. coil
Used but fully tested
\$1.70 EACH
LARGE QUANTITIES AVAILABLE
SOCKETS FOR RELAY 50¢ each

KEY SWITCH

S.P.S.T.
4 AMPS @ 125 VAC
KEY REMOVES BOTH POSITIONS \$3.50 EA
4 POSITION 4 AMPS @ 125 VAC
USED FOR CASH REGISTERS
COMES WITH THREE KEYS
#1 OPERATES 2 POSITIONS
#2 OPERATES 3 POSITIONS
#3 OPERATES 4 POSITIONS
KEY REMOVES ONE POSITION ONLY \$4.50 EACH

MULTI-SWITCH 8 STATION

INTERLOCKING ASSEMBLY
4-D.P.D.T./4-4-P.D.T.
6 1/2" MOUNTING CENTERS
\$3.00 PER ASSEMBLY
5 STATION INTERLOCKING ASSEMBLY
3-4-P.D.T./2-2-P.D.T.
4 1/8" MOUNTING CENTERS
\$2.50 PER ASSEMBLY
3 STATION NON-INTERLOCKING
2-D.P.D.T./1-4-P.D.T.
PUSH ON/PUSH OFF STYLE
2 1/2" MOUNTING CENTERS
\$1.50 PER ASSEMBLY

EDGE CONNECTOR

ALL ARE .156" SPACING
15/30 GOLD SOLDER EYELET \$2.00 EACH
18/36 GOLD SOLDER EYELET \$2.00 EACH
22/44 GOLD SOLDERTAIL (P.C. STYLE) \$2.50 EA 10 FOR \$22.50
22/44 TIN SOLDERTAIL (P.C. STYLE) \$1.35 EA 10 FOR \$12.50
42/84 GOLD SOLDER EYELET \$4.00 EACH

SONALERT

MALLORY MODEL # SNP-428
SNAP-IN STYLE OPERATES FROM 4 - 28 VDC \$5.00 EACH
O-10 MINUTE TIMER ADJ. TIMING MOTOR FROM 0 - 10 MIN. RATED 10 AMPS. 125 VAC MOUNTS ON 1" CENTERS... \$4.75 EACH

6volt 9amp/hr RECHARGEABLE

ELPOWER # EP690
SOLID GEL CELL
5 1/2" X 4 1/4" X 2 3/4"..... \$15.00 EACH

LIGHTED PUSH BUTTON

RED LIGHTED 120 VAC 10 AMP. S.P.S.T.
"POWER" PRINTED ON FACE. MOUNTS IN 7/8" SQUARE HOLE... \$1.50 EA 10/ \$13.50

CANNON XLRA-3-13 CONNECTOR

3 PRONG CHASSIS MOUNT CONNECTOR \$2.00 EACH
10 for \$19.00

75 ohm CO-AX

12 FOOT R.C.A. PLUGS BOTH ENDS... USED FOR VIDEO GAMES, ETC \$1.25 EA

MICROPHONE

COMMUNICATION STYLE MIKE W/ PUSH TO TALK BUTTON ON SIDE. \$3.50 EACH

SLIDE POT

1K linear 3" LG.-2 7/8" TRAVEL 75¢ EA
50K audio taper 3" LG.-2 7/8" TRAVEL 75¢ EA
500K linear taper 2 7/8" LG.-1 3/4" TRAVEL 75¢ EACH 10/ \$7.00

2" ALLIGATOR CLIPS

7 clips for \$1.00
100 clips for \$12.00
500 clips for \$50.00

MICROWAVE TRANSISTORS

N.P.N. SILICON SPECIAL PRICE \$2.50 EACH

16.5 VAC 1AMP CLASS 2 XFMR

\$3.00 EACH

ALL ELECTRONICS CORP.

905 S. Vermont Ave. P.O. BOX 20406 Los Angeles, Calif. 90006 (213) 380-8000
Mon.-Fri. Saturday 9 AM - 5 PM 10 AM - 3 PM

CIRCLE 83 ON FREE INFORMATION CARD

AMAZING DEVICES

PHASORS LASERS SECURITY
PHASOR PAIN FIELD — Patented and recently developed in our labs is being tested by Gov't for riot control. Soon to come under weapons restrictions as an infernal machine. Easily hand-held. Hazardous IF NOT USED WITH DISCRETION. PPF-1 PLANS (sold for animal control) \$15.00
INVISIBLE PAIN FIELD GENERATOR — Produces a directional field of moderately intense pain to back of head up to 50'. Cigarette pack size enclosure is easily hidden. IPG-3 PLANS \$7.00 IPG-3K KIT & PLANS \$44.50 IPG-30 (assembled for animal control) \$59.50
PHASOR STUN/BURNING WAND — Produces sufficient electrical energy capable of burning flesh. Intended as a personal defense device. PSW-3 PLANS \$8.00 PSW-3K KIT & PLANS \$59.50
RUBY LASER RAY PISTOL — Intense visible red, burns, hazardous, with parts sources. RUBY PLANS (includes all part sources) \$15.00
CARBON DIOXIDE LASER — Generates 20-40 watts of continuous power capable of burning, cutting, hazardous. (with all part sources) \$15.00
LASER RIFLE — Produces 200-3000 pulses of 30 watt optical energy. Portable and easily hand-held. LHC-2 \$5.00 LHC-2K KIT & PLANS \$24.50
HIGH POWERED PORTABLE ENERGY SOURCE FOR LASERS AND MAGNETIC WEAPONS — Exploding wires, shockwave, etc. Miniature size. HPS-1 PLANS \$8.00 HPS-1K KIT & PLANS \$49.50
PARTICLE BEAM WEAPON — PLANS \$15.00
INFINITY XMTR — Uses telephone lines for selective home or office listening while away on business or vacation. INF-1 PLANS \$15.00
SEE IN DARK — Long range, total darkness. SD-4 PLANS \$10.00
LONG RANGE WIRELESS MIKE — Crystal clear quality — miniature. FBT-7 PLANS \$7.00 FBT-7K PLANS & KIT \$34.50
WIRELESS TELEPHONE TRANSMITTER — Long range, automatic. WVPM-5 PLANS \$10.00 WVPM-5K PLANS & KIT \$34.50
Send for FREE catalog description of above plus hundreds more plans, kits and completed items. We accept MC or Visa or when ordering, send check or money order. We pay shipping charges on orders over \$50.00, otherwise include 10% with remittance.
SENQ TO: SCIENTIFIC SYSTEMS DEPT. R8, BOX 716, AMHERST, N.H. 03031

SURPLUS ELECTRONICS CORP.

WHOLESALE/RETAIL

EQUIPMENT/COMPONENTS/WIRE & CABLE/ACCESSORIES

7294 N.W. 54th Street
Miami, Florida 33166

We accept MasterCard and Visa.

Phone: (305) 887-8228
TWX: 810-848-6085

"TANK BATTLE" TV GAME

In just a short time and with a few minor parts, the most novice hobbyist can complete this exciting Tank Battle game. Create a fun-filled evening for the whole family. Two independent tanks rumble thru land mine fields, shoot shells and fragment when hit. Four distinct engine sounds are produced for the different speeds. Sounds of gunfire, shell bursts and tank explosions are realistic. Automatic on-screen scoring. Supplied with schematic drawing.

SOLD AS IS
\$9.95 ea.

BUY ONE, GET THE SECOND
FOR ONLY \$1.00
(WITHOUT CONTROL HANDLES)

C.B. SPECIAL

CONVERT THESE TO 10 METER FM

New HY-GAIN printed circuit board assembly with PLL02A chip and 3 crystals. (Squelch pot, volume control and channel switch not included.) Boards sold as is, the way we bought them from the manufacturer. Board dimensions 6" x 6 1/2"

1-9 \$7.50 10-49 \$6.50 50-99 \$6.00 100-UP \$5.50

40 CHANNEL C.B. SWITCH \$3.00 ea.
BRAND NEW HY-GAIN OR E.F. JOHNSON SWITCH

COPPER CLAD BOARD

(Double Side)

Size 9.25 x 10.75
Thickness .062
\$2.00 ea.

ERIE TRIMMER CAP

513-002
.196" Dia. .080" High
3.5-20pf
\$.75 ea.

SMALL ENOUGH TO FIT
IN YOUR WATCH

AMP METERS



\$2.50 ea.

2 1/4" square, no shunt required.
Easy-to-read dial.
Movements: 0-6, 0-10, 0-17

4 CHANNEL 8 TRACK HOME UNIT



Brand New, 110 VAC motor with
pre amp. instructions included.
\$7.95 ea.

TEXAS INSTRUMENT KEYBOARD



\$1.95 ea.
5/\$8.00

Has 3 slide switches, 26 different
keys, key pad removable by 4 screws

MODEM CABLE ASSEMBLIES

\$5.50 ea.



Conn & Hood # Cond Length
25 S 14 15'
25 P 10 17'

7' POWER CORD

HEWLETT PACKARD TYPE



Molded 3 Prong
Plug with molded
receptacle
Belden 16 AWG
\$3.00 ea.

NICAD RECHARGEABLE BATTERY

NEW. Replaces
the popular 9V
Transistor Battery.



\$4.75 ea.

MAHOGANY PROJECT BOX

\$1.50 ea.



4 3/8" w x 7 3/8" l x 3/4" to 1 1/2" h
Has a lip for recessed face
plate and a felt bottom

SCREW DRIVER KIT

Handle stores four blades
2 single slot 5/32" & 3/32"
1 phillips 1 scratch awl
6" long with one blade
inserted
\$1.00 ea.

SUPER SMALL PHOTO FLASH

35 MFD 330 VOLT
1" x 6/8"
2 for \$1.00
10 for \$4.50

130 MFD 330V PHOTO FLASH

1-3/8" x 5/8"
\$1.25 each
10 for \$10.00

WHISTLE ACTIVATED SWITCH


\$2.50 ea.



Your whistle from a distance of 30' max. is
picked up by an FET condenser mic. which
turns on the switch. (Sensitivity can be
adjusted.) Match your whistle again and
turns off.
Schematic Diagram Supplied

POWER TRANSFORMER

\$14.95 ea.



Primary - 115 vac
Secondary - 32 v with
24 v tap at 15 amps
Dim. 4 1/2" h X 3 3/4" w X 4" deep

SOLID GEL BATTERY

6 volt @ 8 a. h. with Charger



\$14.95

Elpower EP 680 may be charged con-
stant voltage or constant current. Battery
is self-contained and requires no
maintenance. Connections made with
quick connect lugs. All plastic case size
5 1/2 h x 2 3/4 w x 4 1/2 l, weight 4 lbs.

TELEPHONE & TTY INTERFACE MODEM

MFG by Anderson Jacobson
DAA Modem Model DC 230 with A-36
Telephone Coupler



\$69.95

Rated 300 Baud, half or full duplex. DAA level
adjustable 0 to 3, 4 to 6, 7 to 10. TTY
and DAA outputs brought out to 15 pin Molex
connectors. FSK oscillator sends 1070 Hz Space
and 1270 Hz mark. Receives 2025 Hz space and
2225 Hz mark Telephone coupler has 4-ft. cord
and plug. Size 4 1/4" W x 15 L x 3" Dp. designed to
be recessed in desk or panel. Electronics in case.
6 1/8 W x 12 x 2 3/4" Dp. with 8-ft., 3-wire U-ground
cord and plug. Operates on 115 vac. 50/60 Hz. 1/2
Amp Supplied with connection sheet. Removed
from equipment excellent condition. guaran-
teed

DB CONNECTORS

25 P 2.50
25 S 3.50
DB 25 S/P COVERS DB-51226-1
PLASTIC \$1.25

C & K SWITCHES



Part # Movement
J-60 7101 SPDT
L-3 7108 SPDT
(momentary)
J-3 7201 DPDT (Special
large rocker)

\$1.00 ea. 6/\$5.00

COMPUTER GRADE ELECTROLYTICS

VALUE/MFD	VOLTS	DIAM./LGTH.	PRICE
63,000	@ 15V	3" x 5 1/2"	\$4.00 ea.
10,000	@ 20V	1 1/2" x 5 3/4"	\$3.00 ea.
2,700	@ 25V	1 1/4" x 2 1/4"	\$2.00 ea.
2,900	@ 25V	1 1/4" x 2"	\$2.00 ea.
100,000	@ 30V	3" x 5 1/2"	\$6.00 ea.
39,000	@ 30V	1" x 5 3/4"	\$4.00 ea.
34,000	@ 30V	3" x 5 1/2"	\$3.00 ea.
450	@ 75V	1 1/4" x 2 1/4"	\$2.00 ea.
500	@ 100V	1 1/2" x 3 1/4"	\$2.00 ea.
50	@ 450V	1 1/4" x 2"	\$2.00 ea.

AXIAL LEAD ELECTROLYTIC CAPACITORS

2 uF @ 15V	12/\$1.00
10 uF @ 15V	12/\$1.00
20 uF @ 15V	12/\$1.00
50 uF @ 15V	12/\$1.00
2.2 uF @ 25V	12/\$1.00
3.3 uF @ 25V	12/\$1.00
1 uF @ 35V	12/\$1.00
2 uF @ 150V	12/\$1.00
25 uF @ 25V	15/\$2.00
3 uF @ 50V	15/\$2.00
5 uF @ 50V	15/\$2.00
10 uF @ 50V	15/\$2.00
250 uF @ 25V	10/\$2.00

SPEAKER

3" Diam.
8 OHM,
5 Watts.



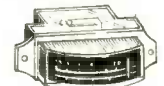
\$2.00 ea.

POWER SUPPLY

\$3.95 ea.
+ 12 vdc .1 amps
+ 5 vdc .4 amps



E. F. JOHNSON "S" METER



Edge Meter 250 UA,
fits in 3/8" x 1 3/8" hole.
Black background.
Scale 1-20 Top,
0-5 Bottom.

\$1.25 ea. 5/\$5.00

TRIMMER CAP

1.5-20pF
(ARCO PC-402) 50¢ ea.



DIP SOLDER IC SOCKETS

14 pin \$1.14
16 pin .16
18 pin .18
20 pin .20
24 pin .24
40 pin .40



IC SOCKETS GOLD-PLATED WIRE WRAP

14 pin 40¢ ea.
16 pin 45¢ ea.



TERMS: All material guaranteed unless otherwise stated. If you are not satisfied with our product, it may be returned within 10 days for a refund (less shipping). Please add \$4.00 for shipping and handling on all orders. COD's accepted for orders totaling \$50 or more. All orders shipped UPS unless otherwise specified. Florida residents please add 4% sales tax. Minimum order, \$15.00. Foreign orders - US funds only, add 20% for shipping and handling.

CIRCLE 57 ON FREE INFORMATION CARD

7/82



FORMULA INTERNATIONAL INC.

12603 CRENSHAW BOULEVARD • HAWTHORNE, CALIFORNIA 90250 • (213) 973-1921

Send \$1.00 For Detailed Catalogue

LOW TIM DC STEREO PRE-AMP KIT TA-10 20

Incorporates brand-new D.C. design that gives a frequency response from 0Hz-100KHz \pm 0.5dB! Added features like tone defeat and loudness control let you tailor your own frequency supplies to eliminate power fluctuation! Specifications • T.H.D. less than .005% • T.I.M. less than .005% • Frequency response: DC to 100KHz \pm 0.5dB • RIAA deviation: \pm 0.2dB • S/N ratio: better than 70dB • Sensitivity Phono 2MV 47K/Aux. 100MV 100K • Output level: 1.3V • Max output: 15V • Tone control: bass \pm 10dB @ 50Hz/treble \pm 10dB @ 15Hz • Power supply: \pm 24 D.C. @ 0.5A
Kit comes with regulated power supply, all you need is a 48V C.T. transformer @ 0.5A

ONLY \$44.50
X former
\$4.50 ea.



100 W CLASS A POWER AMP KIT

Dynamic Bias Class "A" circuit design makes this unit unique in its class. Crystal clear, 100 watts power output will satisfy the most picky fans. A perfect combination with the TA-1020 low T.I.M. stereo pre-amp.

- Specifications:
- Output power: 100W RMS into 8-ohm
125W RMS into 4-ohm
 - Frequency response: 10Hz - 100 KHz
 - T.H.D.: less than 0.008%
 - S/N ratio: better than 80dB
 - Input sensitivity: 1V max.
 - Power supply: \pm 40V @ 5 amp



TA-1000 KIT
\$51.95
Power transformer
\$18.00 each

50 WATTS AUTO STEREO BOOSTER BY VERTRONIX

Specifications: • 50 watts RMS total (25W + 25W)



Model V-Amp 50X

REG. PRICE \$119.00 EACH
OUR SPECIAL PRICE \$45.00 EACH

- Frequency Response \pm 0.5dB. 20Hz ~ 20KHz
- T.H.D. 0.2% at full rated output
- Input Impedance: 20K ohms
- Crosstalk: Better than 90dB
- Sensitivity: 1.5V for full rated output
- S/N Ratio: Greater than 95dB
- Speaker Load: 2 ~ 8 ohms
- Voltage Supply: 9 ~ 18V D.C.

SOLID STATE STEREO GRAPHIC EQUALIZER PRE AMP KIT TA-2500

Specifications:

- Total Harmonic Distortion: Less than 0.05%
- Intermodulation Distortion: (70Hz, 7KHz = 4:1 SMPTE Method) Less than 0.03%
- Frequency Response: Overall 10Hz ~ 100KHz \pm 0.5dB, -1dB
- RIAA Curve Deviation: (Phono) +0.2dB, -0.2dB (30Hz ~ 15KHz)
- Channel separation (at rated output) 1KHz
- Phono, Tuner, Aux and Tape Monitor: better than 70dB
- Input sensitivity and impedance (1KHz for rated output) Phono: 2MV 47K ohms Aux: 130MV 50K ohms Tuner: 130MV 50K ohms Tape: 130MV 50K ohms
- Graphic Equalizer control: 10 Band Slide Control
- Frequency Bands: 31.5Hz, G3Hz, 125Hz, 250Hz, 500Hz, 1KHz, 2KHz, 4KHz, 8KHz, 16KHz also with on panel selector for Phono, Tuner, Aux 1 and Aux 2
- Power Supply: 117 VAC

Kit comes with all electronic components, transformer, instructions and a 19" rack mount type metal cabinet.
MODEL TA-2500



\$119.00 PER KIT

1 WATT AUDIO AMP

All parts are pre-assembled on a mini PC Board. Supply Voltage 6 ~ 9V D.C.
SPECIAL PRICE \$1.95 ea.



TA-323 6 WATTS TOTAL 30W + 30W STEREO AMP KIT

This is a solid state all transistor circuitry with on board stereo pre-amp for most microphone or phone input. Power output employs 2 pairs matching Darlington Transistors. Driven by the popular 2N3053 Driver Transistors. Four built on board controls for: volume, balance, treble and bass. Power supplies requires 48VCT 2.5 amp transformer. T.H.D. of less than 0.1% between 100 Hz and 10 KHz at full power. (30 Watts + 30 Watts loaded by 8~).

★ SPECIAL ★ EXCELLENT PRICE!

MODEL 001-0034
\$29.50 PER KIT
Transformer (Optional)
\$10.50 EACH



200 WATTS CLASS 'A' STEREO POWER AMP KIT TA-2600 (WITH LED POWER LEVEL DISPLAY AND RACK MOUNT TYPE CABINET)

TA 2600 is a kit that combines two sets of TA-1000 class A power amplifiers that can give you 100 watts of true power per channel. The kit also has the latest "V" shape LED power level display with memory Peak Hold on the front panel. For speaker protection it also has separate electronic speaker protection circuits. Kit comes with the 19" rack mount type metal cabinet with a professional quality black anodized front panel, all electronic parts and components, P.C. boards, filter capacitors and a heavy duty transformer.

- Specifications:
- Power Level Display: Electronic LED type: 12 LED per channel from -18 dB to 0 dB with Peak Hold memory
 - Power Amplifier: Output power: 100 Watts per channel into 8 Ohm load, 125 Watts into 4 Ohm load. Total Music power output 250 Watts Max.
 - Frequency Response: 10 Hz to 100 KHz
 - Total Harmonic Distortion: Less than 0.008% at full power
 - Signal Noise Ratio: better than 80 dB
 - Input Sensitivity: 1V Max



MODEL TA-2600
\$225.00 KIT FORM \$325.00 ASSEMBLED

"FISHER" 30 WATT STEREO AMP MAIN AMP (15W x 2)

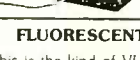


Super Buy, Only \$18.50

Kit includes 2 pcs. Fisher PA 301 Hybrid IC all electronic parts with PC Board. Power supply \pm 16V D.C. (not included) Power band with (KF 1% \pm 3dB), Voltage gain 33dB, 20Hz-20KHz

5W AUDIO AMP KIT

2 LM 380 with Volume Control
Power Supply 6 18V DC
ONLY \$6.00 EACH



FLUORESCENT AUDIO LEVEL MONITOR

This is the kind of VU monitor that is being used by most amplifier manufacturer. I.C.s are used to simplify circuit layout. Easy to assemble and can be used with all power level amplifiers. Power requirement: 12V DC.

TE-221 KIT
For just \$28.50
(Limited stock)



MARK IV 15 STEPS LED POWER LEVEL INDICATOR KIT

This new stereo level indicator kit consists of 36 4-color LED (15 per channel) to indicate the sound level output of your amplifier from -36dB +3dB. Comes with a well-designed silk screen printed plastic panel and has a selector switch to allow floating or gradual output indicating. Power supply is 6 12V D.C. with THG on board input sensitivity controls. This unit can work with any amplifier from 1W to 200W!
Kit includes 70 pcs. driver transistors, 38 pcs. matched 4-color LED, all other electronic components, PC board and front panel

MARK IV KIT
\$31.50



ELECTRONIC DUAL SPEAKER PROTECTOR




Cut off when circuit is shorted or over load to protect your amplifier as well as your speakers. A must for OCL circuits.

KIT FORM \$8.75 EA.

PROFESSIONAL REGULATED VARIABLE D.C. POWER SUPPLY KIT

All solid state circuitry with high efficiency power transistor 2SD388 and I.C. voltage regulator MC1733. Output voltage can be adjusted from 0-30V at 1 amp current limited or 0-15V at 2 amp current limited. Internal resistance is less than 0.005 ohm; ripple and noise less than 1 MV, dual on panel meter for voltage and amp reading, also with on board LED and audible over load indicator. Kit comes with predrilled PC board, instructions, all necessary electronic components, transformer and a professional look metal cabinet. The best project for school and the most useful instrument for repairman. Build one today!

MODEL TR 88A 0 ~ 15V D.C. 2 amp
MODEL TR 88B 0 ~ 30V D.C. 1 amp



\$59.50 PER KIT

REGULATED DUAL VOLTAGE SUPPLY KIT

\pm 10 - 30V DC 800 MA adjustable, fully regulated by Fairchild 78MG and 79MG voltage regulator I.C. Kit includes all electronic parts, filter capacitors, I.C., heat sinks and P.C. board.



\$12.50 PER KIT

POWER SUPPLY KIT

0-30V D.C. REGULATED
Uses UA723 and 2N3055 Power TR
output can be adjusted from 0-30V, 2 AMP. Complete with PC board and all electronic parts. Transformer for Power Supply, 2 AMP 24V x 2 \$9.50
0-30 Power Supply \$10.50 each



FOR COMMERCIAL FREE TV BOX BUILDERS

MC 1358	\$2.50	LM 7815	\$1.20
MC 1350	\$2.00	NE 565	\$2.00
MC 1330	\$3.00	Connectors Set	\$1.00
LM 1458	\$1.00	I.C. Socket Set	\$2.00
LM 380	\$2.00	Matching Transformer	\$1.40
Sanyo UHF Tuner	\$35.00	Torroid Coils	
Capacitors Set	\$12.50	(Set of 4)	\$3.00
Resistors Set	\$2.00	Speaker Cabinet	\$12.95
T. m Pots:		Transformer	
Trim Caps Set	\$13.50	18V 800MA	\$3.00
Buttons and Knobs	\$2.00		

We sell you all the above components in a package for \$125.00 and you will receive a free predrilled P.C. board and instructions at no charge!

SANYO UHF VARACTOR TUNER

For UHF CH 14 83

Tuning voltage +1V ~ +28V D.C. Input impedance 75 OHM I.F. band width 7 ~ 16 MHz. Noise figure 11.5dB MAX. Size 2 3/4" x 1 1/4" x 1/2" Supply voltage 15V D.C.



Sound I.F. = 58.0 MHz
Model 115-B-403A
Video I.F. = 62.5 MHz
Model 115-B-405A
Video I.F. = 45 MHz

\$35.00 EA.

Tuner is the most important part for the circuit. Don't let the \$19.00 tuners fool you!

All units are brand new from Sanyo. When ordering, please specify model number.

MODEL 115-B-405A
\$35.00 EACH



FORMULA INTERNATIONAL INC.

12603 CRENSHAW BOULEVARD • HAWTHORNE, CALIFORNIA 90250 • (213) 973-1921



MATCHED PAIR POWER TRANSISTORS BY MOTOROLA

- MJ2955 PNP 150 Watts BV=60 V **\$3.50**
2N3055 NPN I.C.=15 A per pair
- MJE2955 PNP 90 Watts BV=60 V **\$3.00**
MJE3055 NPN I.C.=10 A per pair
- MJ15003 NPN 250 Watts BV=140 V **\$12.00**
MJ15004 PNP I.C.=20 A per pair

All above parts guaranteed to be prime and come with data sheets.

HYBRID AUDIO POWER AMPLIFIER I.C.


70 WATTS 100 WATTS



Typical ratings. Operating case temp. 85° C. T.H.D. = 0.5% f=20-20KHZ. Input resistance Po = 0.1W 30KΩ Power band width 20HZ-20KHZ. Freq. response 10HZ-100KHZ. Output resistance = 8Ω. With built in protection circuit. All units come with data sheet.

Part No.	Output	Vcc	Unit Price
STK040	10W+10W	±16V	\$14.50
STK041	15W+15W	±20V	\$18.50
STK050	50W	±35V	\$26.50
STK054	23W	±19V	\$13.50
STK056	30W	±22V	\$18.50
STK070	70W	±42V	\$32.50
STK415	7W+7W	30V	\$8.50
STK439	15W+15W	39V	\$18.50
STK465	30W+30W	±28V	\$25.50
STK0105	100W	±50V	\$36.50

ELECTRONIC PIN BALL MACHINE



That sounds and plays like the real thing. All units are brand new but without the case. Functions of the game include double flipper control, kicker control, 1-4 players, 3 speed ball control, tilt switch, automatic score, extra bonus cave and many more. All solid state with LED panel, no moving parts. Requires 9V battery to operate. speaker not included.

A perfect gift for yourself or friends
SPECIAL **\$8.99 EACH** SPEAKER **\$1.25 EACH**

SOLAR CELLS

0.5V 200MA

Ideal for all kinds of solar projects. cells can be put in series to double voltage or parallel to double current.



\$1.99 EACH

FLUORESCENT LIGHT DRIVER KIT

12V DC POWERED



Lights up 8~15 Watt Fluorescent Light Tubes Ideal for camper, outdoor, auto or boat. Kit includes high voltage coil, power transistor, heat sink, all other electronic parts and PC Board. light tube not included!

\$6.50 Per Kit

PRESS-A-LIGHT SELF GENERATED FLASHLIGHT

Never worry about battery, because it has none! Easy to carry in pocket and handy to use. Ideal for emergency light. It generates its own electricity by squeezing grip lever. Put one in your car, boat, camper or home. You may need it some time!



EXCLUSIVE! **\$3.95 ea.**

MICROPROCESSOR COMPONENTS

Z80-8.75	Z80ASIO-29.50	2114-2.95	2716-9.60
Z80A-9.25	Z80ACTC-8.50	2114L-2.95	2516-11.95
8080A-5.50	Z80ADMA-28.50	4116-3.00	2732-15.95
Z80PIO-7.50	2102-1.50	1702A-4.95	2532-16.95
Z80APIO-8.50	21L02-1.50	2708-5.95	2764-49.95

SPECIAL OF THE MONTH

2532 EPROM


\$9.95 LIMITED QUANTITY

I.C. SOCKETS

L.P.	W.W.	3 level
8-pin 5/75		5/1.91
14-pin 5/1.00		5/2.40
16-pin 5/1.20		5/2.65
18-pin 5/1.35		5/2.98
20-pin 5/1.52		5/4.55
22-pin 5/1.62		5/4.66
24-pin 5/1.80		5/4.77
28-pin 5/2.10		5/5.87
40-pin 5/3.02		5/6.89

TA-800 120W PURE D.C. POWER STEREO AMP KIT

Getting power hungry from your small amp? Have to watch your budget? Here's a good solution! The TA-800 is a pure D.C. amplifier with a built in pre-amp. All coupling capacitors are eliminated to give you a true reproduction of the music. On board tone and volume controls combined with built in power supply making the TA-800 the most compact stereo amp available. Specification: 60W x 2 into 8Ω Freq. range 0-100KHZ ±3db THD .01% or better S/N ratio: 80db Sensitivity: 3mV into 47K Power Requirement: ± 24-40V.



A GOOD BUY
at **\$65.00**

ELECTRONIC MUSIC KIT

This kit is originally designed to be used as background music for phone call you put on hold. But it has a lot of other applications such, as a door charm, an audible indicator and for many other sound projects. The special custom made I.C. is pre programmed with 4 musical tunes. Kit comes with a nice looking plastic case, pre-drilled, P.C. board, volume control, special sound I.C. speakers and all electronic components and instructions. Ideal for home or school projects.

MODEL FIH-3000



**BUY NOW!
SPECIAL PRICE!
ONLY**

\$9.95 PER KIT

SANYO ANTENNA SIGNAL BOOSTER

This Booster is specially designed for UHF Channels (14-83). After installed this unit (between the antenna input cable and the UHF tuner) will have a minimum of 10db gain, that is approximately 2 times better than what you are seeing now. Ideal for those who live in apartments that cannot put up an outdoor antenna. Size is so small; only 2" x 1 1/2" x 1". Supply voltage is 15 VDC.



★ NEW ITEM ★

MODEL 001-0076

\$12.50 EACH

WEM-36 FM WIRELESS MICROPHONE

TEET MODEL WEM-36 is a factory assembled FM wireless microphone powered by two AA size batteries. Transmits in the range of 88-108 MHz with 3 transistor circuits to meet with F.C.C. part 15 regulations. Element is built in a plastic tube type case with an omni-directional electret condenser microphone unit. By using a standard FM radio, signal can be heard anywhere on a one-acre lot. Sound quality was judged "very good"

MODEL WEM-36



\$16.50 EACH

CRYSTAL CONTROLLED WIRELESS MICROPHONE SYSTEM

No FCC license required.

OUR PRICE

\$49.50

ADDITIONAL MICROPHONE (TRANSMITTER) AVAILABLE AT \$28.00 EACH

Transmitter: FET mic for flat 30 ~18 KHz response extra controlled 49MHz AM Band for drift-free performance. 100 MW output (range approx. 1/4 mile) for reliable long range transmission. Powered by a 9V radio battery (included)



MURA WMS-49

Receiver Extra controlled locks on 49MHz transmitter signal. With on panel VU meter monitors the signal strength from the microphone. Standard phone jack outlet connection to a P.A. or other phone input. 9V battery included. This professional set is ideal for on stage, in field, church, in house or outdoor use

WHISTLE ACTIVATED SWITCH BOARD

All boards are pre-assembled and tested. Your whistle to its FET condenser microphone from a distance, as far as 30 feet away (sensitivity can be easily adjusted) will turn the switch on, then match your whistle to it again, then it turns off. Ideal for remote control toys, electrical appliance such as lights, coffee pots, TV, Hi-Fi, radio or other projects. Unit works on 9V D.C.



MODEL 968

\$4.50 EACH

MUFFIN FANS FOR EQUIPMENT COOLING

These fans are pulled out from used computers. But carefully cleaned by ultrasonic cleaner. All in "like-new" condition. Size 4 1/16" x 1-1/2" x 4 1/16" MODEL MF505 **\$9.50 EACH**



SUPER FM WIRELESS MIC KIT— MARK III



This new designed circuit uses high FEQ. FET transistors with 2 stages pre amp. Transmits FM Range (88-120 MHz) up to 2 blocks away and with the ultra sensitive condenser microphone that comes with the kit, allows you to pick up any sound within 15 ft. away! Kit includes all electronic parts, OSC coils, and P.C. Board. Power supply 9V D.C.

FMC-105
\$11.50 PER KIT

ULTRASONIC SWITCH KIT

\$15.50

Kit includes the Ultra Sonic Transducers, 2 PC Boards for transmitter and receiver. All electronic parts and instructions. Easy to build and a lot of uses such as remote control for TV, garage door, alarm system or counter. Unit operates by 9-12 DC.

ELECTRONIC SWITCH KIT

CONDENSER TYPE
Touch On Touch Off
uses 7473 I.C. and
12V relay



\$5.50 each

	SHIPPING AND HANDLING CHARGES
Inside California	Under \$20.00 purchase \$2.00
Outside Calif. (includes Mexico & Canada)	Over \$20.00 purchase \$3.00
Outside U.S.	15%
Minimum Order \$10.00/Calif. Residents Add 6% Sales Tax	20%
Phone Orders Accepted on Visa or MC ONLY, NO C.O.D./Store Hours 10-7 Mon. thru Sat.	25%

CIRCLE 53 ON FREE INFORMATION CARD

HOBBYISTS & EDUCATORS

PPG GATEWAY TO THE ELECTRONIC AGE



PPG
ELECTRONICS CO., INC.
SEND OR CALL
for your **FREE 1982**
PPG Electronics

A
48 page
Handbook with
48 SUPER exciting,
low cost, electronic
projects. (Some projects
as low as \$2.50).

EACH PROJECT
is shown with:

- Complete schematic
- Complete parts list
- Project description
- Kit prices

RECEIVE
full information
on projects
such as:



QUAL BURGLAR ALARM

TELEPHONE HOLD BUTTON



STROBE LIGHT

NERVE TESTER

exciting
low cost
kits.



ROBOT BLINKER

3-CHANNEL COLOR ORGAN



DIGITAL SLOT MACHINE

COMBINATION LOCK

Also available, complete
Basic Electronics Course

DEALERS

Cash in on the electronics revolution now. PPG has sold hundreds of thousands of these electronic kits to schools and training institutions. We are offering these exciting kits through electronics stores across the nation.

Contact us immediately for your Dealer's Free Information Package. Find out how you can get started in this exciting and fast growing retail market.

CALL THIS TOLL-FREE NUMBER FOR
YOUR FREE HANDBOOK AND THE NAME
OF THE DEALER NEAREST YOU.

Toll-Free 1 (800) 453-1708

Utah residents 1 (801) 628-3627

PPG Electronics Co., Inc.
791 Red Rock Road,
St. George, Utah, 84770

Special Prices For Educators

CIRCLE 72 ON FREE INFORMATION CARD

over 1600
products!

includes
technical tips
& information

FREE CATALOG

Burglar/Fire Alarms Security Products



Alarm Controls • Remote Stations
Infrared • Motion Detectors • Sirens
Microwave • CCTV • Fire Detectors
Vehicle Alarms • Phone Dialers
Key Locks • Wireless Components
Magnetic Contacts • Glass Protection
Lights • System Parts • Tools • Books
Bells • Ionization Smoke Detectors

mountain west
4215 N. 16th Street Dept. RE-7
Phoenix, AZ 85016
1-800-528-6169

CIRCLE 78 ON FREE INFORMATION CARD

PAT. # 4,259,705

WARNING!

Electric Power
Pollution,
Spikes,
Interference
& Lightning
**HAZARDOUS to
HIGH TECH EQUIPMENT!!**



MicroComputers, VTR, Hi-Fi, Lasers,
Spectrometers are often damaged or dis-
rupted due to Power Pollution.

High Tech components may interact!

Our patented ISOLATORS eliminate
equipment interaction, curb damaging
Power Line Spikes, Tame Lightning bursts
& clean up interference.

Isolated 3-prong sockets; integral Spike/
Lightning Suppressor. 125 V, 15 A, 1875 W
Total, 1 KW per socket.

ISO-1 ISOLATOR. 3 Isolated Sockets;
Quality Spike Suppression; Basic
Protection \$69.95

ISO-3 SUPER-ISOLATOR. 3 DUAL Isolated
Sockets; Suppressor; Commercial
Protection \$104.95

ISO-17MAGNUM ISOLATOR. 4 QUAD
Isolated Skts; Suppressor; Laboratory
Grade Protection \$181.95

Master-Charge, Visa, American Express
TOLL FREE ORDER DESK 1-800-225-4876
(except AK, HI, MA, PR & Canada)

SAISFACTION GUARANTEED!

Electronic Specialists, Inc.

171 South Main Street. Natick, MA 01760

Technical & Non-800: 1-617-655-1532

CIRCLE 79 ON FREE INFORMATION CARD

THIS MONTH'S SPECIAL !

**2 for 1
SALE!!!**



**BUY 2 BAND PRINTER / TERMINALS
FOR THE PRICE OF 1!**

You Get 2 GENERAL ELECTRIC (GE)
TERMINET 1200's

Features:

- RS32 ASCII Input •Fully Formed Type
- Up to 1200 Baud (120 cps) for almost 60 lpm
- 120 Columns at 10 "pitch" •Changeable Print Band
- Ultra Reliable •94 Characters (Upper & Lower Case)
- 115 VAC 60 Hz •MFG'R'S PRICE OVER \$5K

These unique, off-lease and used GE
"Terminets" offer 3 input Baud rates for 3 print
speeds, table-top operation. Continuous print
band provides fast, fully formed characters far
superior to Dot Matrix. LETTER QUALITY print
at DOT MATRIX speed!! One unit is fully tested
and operational, cleaned and ready to use. The
other is clean and whole but UNTESTED (use as
a spare or as parts machine). Line Cord & Forms
Tractor NOT included (available from GE
direct!) Tractor GE Part No. 44C414730-G02.

**2 FOR 1
SALE PRICE Just \$695.00 Pair**
(Add. \$30.00 for Pkg. - Pay Shpg. on Delivery)

G.E. TERMINET 340 LINE PRINTER

These excellent off-lease, used BAND-type Line
Printers feature:

- 230 to 340 lines per minute.
- PARALLEL (TTL) Input.
- 132 Columns. 64 Char. ASCII Set
- Includes Stand & Sound Hood!
- TESTED & OPERATIONAL
- Schematics & I/O
Data Included



Each machine includes
Print Band, Parallel
Input I/O Board,
Schematics & info.

Each Printer is shipped tested and fully oper-
ational!! Nationwide service by General Electric.
Original Price over \$4,000.00 Most are unused or
new!!!

Only \$795.00 EACH!!

(Add. \$30.00 for Pkg. - Pay Shpg. on Delivery)

BUY OF THE YEAR!!!

PARALLEL, TTL INPUT I/O SELECTRIC*

(Printer Only)

The manufacturer put them into storage to de-
preciate them. Now they are **FINALLY
AVAILABLE!!** Removed from working systems,
these fantastic machines have built-in driver and
decoder circuitry and take TTL level, 6-bit
character plus 4-bit functional input signals.
Easily driven by most any micro. Use as a
typewriter (with additional 'repeat' circuitry) or
as a KSR I/O printer, or both. Requires 115.60 Hz
for typewriter motor. 5 VDC for TTL and 24 VDC
for solenoids. "Table Top" style case. Each
"Selectric" I/O machine is complete and in
operational condition. Includes schematics,
data, case, platen and ribbon. (Type element not
included.)

I/O SELECTRIC **\$399.00 ea.**
(Add \$20.00 for Pkg. - Pay Shpg. on Delivery)

**Write or Call for our Latest
BARGAIN-PACKED FLYER!**

*"Selectric" is an IBM Trademark

**Computer Products & U
peripherals Unlimited**

WAREHOUSE: 16 Granite St., Haverhill, Mass. 01830

MAIL ORDERS:

Box 204, Newton, New Hampshire 03858



TELEPHONE ORDERS:

617/372-8637

Sorry, No Collect Calls,
MasterCard & VISA Accepted.


CIRCLE 73 ON FREE INFORMATION CARD

ARE YOU OUT OF CONTROL?

OUR 6502 BASED MICROCOMPUTER HAS
EVERYTHING UNDER CONTROL.

THE COMPUTER "SLIM"

- 6502 MICROPROCESSOR
 - 2K BYTES RAM
 - 2K OR 4K EPROM
 - FOUR 8 BIT I/O PORTS
 - POWER ON RESET
 - CRYSTAL CLOCK
 - BUFFERED SYM-AIM BUS
- PRICE 81-260A \$199.95 ASSM.
81-260K \$149.95 KIT
81-260B \$ 39.95 BARE BOARD



THE COMPUTER "SLIM"

THE PERIPHERALS

RAM EPROM MEMORY

- 32K BYTES OF RAM OR EPROM
- PRICE 81-330A \$ 99.95 ASSM. W/O MEMORY
81-330B \$ 49.95 BARE BOARD

6 SLOT MOTHER BOARD

- .750" BOARD SPACING 44 PIN BUS
- PRICE 81-320A \$ 99.95 ASSEMBLED
81-320B \$ 49.95 BARE BOARD

24 HOUR REAL TIME CLOCK

- FOUR DIGIT LED DISPLAY
 - ON BOARD POWER SUPPLY
- PRICE 81-350A \$149.95 ASSEMBLED
81-350B \$ 49.95 BARE BOARD

ANALOG I/O INTERFACE



- 16 ANALOG INPUT CHANNELS
 - 2 ANALOG OUTPUT CHANNELS
- PRICE 81-292A \$199.95 ASSEMBLED
81-292B \$ 49.95 BARE BOARD

12 PORT PARALLEL I/O BOARD

- 12 8 BIT I/O PORTS — 6 6522S
- PRICE 82-036A \$169.95 ASSEMBLED
82-036B \$ 49.95 BARE BOARD

MONITOR + TINY BASIC 2532 \$39.95

ALL BOARDS ARE 4.5 X 6.5 WITH
GOLD EDGE CONNECTORS
SOLDER MASK BOTH SIDES



19" RACK MOUNTING

CALL 415 592-8411 FOR MORE
INFORMATION.

OUR SALES PEOPLE WILL BE
GLAD TO DEMONSTRATE OUR
PRODUCTS AT YOUR COMPANY.
OEM PRICING AVAILABLE.



JOHN BELL ENGINEERING, INC.

MC

ALL PRODUCTS ARE AVAILABLE FROM JOHN BELL ENGINEERING, INC. • 1014 CENTER ST., SAN CARLOS, CA 94070
ADD SALES TAX IN CALIFORNIA • ADD 5% SHIPPING & HANDLING 3% FOR ORDERS OVER \$100
10% OUTSIDE U.S.A.

SEND FOR CATALOG

(415) 592-8411

WILL CALL HOURS: 9am - 4pm

CIRCLE 59 ON FREE INFORMATION CARD


VISA

JULY 1982

131

Mini Stereo AM/FM Receiver

WITH HEADPHONES — For Joggers, Cyclists, Skaters & Sports Events



Model 2830 List Price \$89.95 **\$34.95**

FEATURES: Lightweight headphones. Left/right balance control. Full fidelity stereo sound. Additional black soft carrying case & shoulder strap. Belt clip (hands free). Operates on 3 AA cell batteries (not incl.). Compact size: 3 1/4" x 4 1/4" x 1 1/2". Wt. 6 oz.

SPEAKERS

2 1/2" Round — 8 Ohm
.25 Watt (4" Leads)
Size: 2 1/2" x 3 1/4"

2 1/2" Square — 16 Ohm
25 Watt (4 mount, holes)
Large Ceramic Magnet
Size: 2 1/2" x 2 1/4"

Part No. Price Part No. Price
A0201 \$1.25 or 2/19.88 SF-25016 \$1.39 or 2/29.98

National Semiconductor RAM SALE

STATIC RAMS

MM2114N-2 4K (200NS) \$2.49 each
(8 EACH \$19.95/lot) (100 EACH \$195.00/lot)
MM2114N-2L 4K (200NS) Low Power \$2.95 each
(8 EACH \$19.95/lot) (100 EACH \$225.00/lot)
MM2147N 4K (70NS) \$4.95 each
(8 EACH \$34.95/lot) (100 EACH \$419.95/lot)
MM6116P-4 16K (200NS) \$9.95 each
(8 EACH \$69.95/lot) (100 EACH \$795.00/lot)

DYNAMIC RAMS

MM4164N-20 64K (200NS) \$9.95 each
(8 EACH \$69.95/lot) (100 EACH \$795.00/lot)
MM5261N 1K (300NS) 8/1.95
MM5262N 2K (365NS) 8/1.95
MM5290N-2 16K (150NS) 4116 \$2.95 each
(8 EACH \$19.95/lot) (100 EACH \$225.00/lot)
MM5290N-4 16K (250NS) 4116 \$1.95 each
(8 EACH \$14.95/lot) (100 EACH \$175.00/lot)

EPROM Erasing Lamp



- Erases 2708, 2716, 1702A, 5203Q, 5204Q, etc.
- Erases up to 4 chips within 20 minutes.
- Maintains constant exposure distance of one inch.
- Special conductive foam liner eliminates static build-up.
- Built-in safety lock to prevent UV exposure.
- Compact — only 7-5/8" x 2-7/8" x 2".
- Complete with holding tray for 4 chips.

UVS-11E1 Replacement Bulb \$16.95
UVS-11E **\$79.95**

JOYSTICKS

JS-5K 5K Linear Taper Pots \$5.25
JS-100K 100K Linear Taper Pots \$4.95
JS-150K 150K Linear Taper Pots \$4.75
JVC-40 40K (2) Video Controller in case \$4.95

5 1/4" Mini-Floppy Disk Drive
FOR TRS-80 MODEL I, II (Industry Standard)
Features single or double density. Recording mode: FM, single, MFM, double density. Power: +12VDC (±0.6V) 1.5 amps max. 5VDC (±0.25V) 0.8 amps max. Unit as pictured (soft drives not incl.) case, power supply or cables), 30-page data book included. Weighs 3 1/2 pounds. Size: 5 1/4" W x 8" D x 3 1/4" H

Part No. Limited Quantity! Price
FD200 **\$179.95**
Single-sided, 40 tracks, 250K bytes capacity
FD250 **\$199.95**
Double-sided, 35 tracks, 438K bytes capacity

NEW! JE215 Adjustable Dual Power Supply

General Description: The JE215 is a Dual Power Supply with independent adjustable positive and negative output voltages. A separate adjustment for each of the supplies provides the user unlimited applications for IC current voltage requirements. The supply can also be used as a general all-purpose variable power supply.

FEATURES:

- Adjustable regulated power supplies, pos. and neg. 1.2VDC to 15VDC.
- Power Output (each supply): 5VDC @ 500mA, 10VDC @ 750mA, 12VDC @ 500mA, 15VDC @ 175mA.
- Two, 3-terminal adj. IC regulators with thermal overload protection.
- Heat sink regulator cooling.
- LED "on" indicator.
- Printed Board Construction
- 120V AC Input
- Size: 3-1/2" w x 5-1/16" L x 2" H

JE215 Adj. Dual Power Supply Kit (as shown) **\$24.95**
(Picture not shown but similar in construction to above)
JE200 Reg. Power Supply Kit (5VDC, 1 amp) \$14.95
JE205 Adapter Brd. (to JE200) +5, +9 & +12V \$12.95
JE210 Var. Pwr. Sply. Kit, 5-15VDC, to 1.2V \$19.95

MICROPROCESSOR COMPONENTS

8080A/8080A SUPPORT DEVICES		DATA ACQUISITION (CONTINUED)	
INS5800A CPU	4.95	AD1600C 8-Bit A/D Converter (8-Ch. Multi.)	5.25
INS5801 8-Bit Input/Output	3.75	AD1601C 8-Bit A/D Converter (16-Ch. Multi.)	10.95
DP8214 Priority Interrupt Control	3.25	DAC100L 8-Bit DAC, Micro Comp. (0.25%)	13.95
DP8216 Bi-Directional Bus Driver	3.95	DAC100L 8-Bit DAC, Micro Comp. (0.25%)	8.95
DP8224 Clock Generator/Driver	4.95	DAC120L 8-Bit DAC, Converter (0.25% Lin.)	8.49
DP8226 Bus Driver	3.95	DAC120L 8-Bit DAC, Converter (0.25% Lin.)	5.95
DP8228 System Controller/Bus Driver	4.95	DAC120L 8-Bit DAC, Converter (0.25% Lin.)	1.95
DP8238 System Controller	5.95	CD4851 8-Channel Multiplexer	1.19
INS5810 1/O Expander (8 Series)	15.95	AY-5103 8K BAUD UART	6.95
INS5820 Asynchronous Comm. Element	16.95		
DP8251 Prog. Comm. I/O (USART)	6.95		
DP8253 Prog. Interval Timer	8.95		
DP8255 Prog. Peripheral I/O (PPI)	9.95		
DP8257 Prog. DMA Control	9.95		
DP8259 Prog. Interrupt Control	9.95		
DP8279 Prog. CRT Controller	10.95		
DP8279 Prog. Keyboard/Display Interface	9.95		
DP8303 System Timing Element	6.95		
DP8304 8-Bit Bi-Directional Receiver	3.95		
DP8305 8-Bit Bi-Directional Receiver	3.95		
DP8306 8-Bit Bi-Directional Receiver	3.95		
DP8310 Detail Latched Peripheral Driver	5.25		
DP8311 Detail Latched Peripheral Driver	5.25		

8800/6800 SUPPORT DEVICES		MICROPROCESSOR CHIPS	
MC6800 MPU	7.95	Z80 (80C) CPU (1MHz/800ns) (20Hz)	11.95
MC6802CPU MPU with Clock and RAM	14.95	Z80A (80C1) CPU (1MHz/800ns) (4MHz)	19.95
MC6801A Peripheral Inter. Adapt (MC6820)	12.95	CDP1802 CPU	16.95
MC6828 Priority Interrupt Controller	17.95	3850 MPU	16.95
MC6803 1024x8-Bit ROM (MC68A03)	14.95	ICM4821 ADC CPU—8-Bit Slice (Com. Temp. Grade)	19.95
MC6805 Asynchronous Comm. Adapter	4.95	MC5560 MPU w/Clock (65k Bytes Memory)	11.95
MC6805 Synchronous Serial Data Adapter	9.95	INS305N-4 CPU—8-Bit (EMZ)	7.95
MC6806 9600bps Digital Modem	10.95	INS305N-4 CPU—8-Bit Chip 8-Bit (200ns RAM)	24.95
MC6806 2400bps Digital Modem	10.95	INS305N-6 CPU—14-Bit Bytes RAM	24.95
MC688CA Quad 3-State Bus Trans (MC68T8)	2.95	INS3070 CPU—54 Chip RAM	9.95

MICROPROCESSOR CHIPS		MICROPROCESSOR MANUALS	
286 (80C) CPU (1MHz/800ns) (20Hz)	11.95	1702A 2K UV Erasable PROM	5.95
Z80A (80C1) CPU (1MHz/800ns) (4MHz)	19.95	8K EPROM	9.95
CDP1802 CPU	16.95	16K EPROM (+5V, +5V, -12V)	14.95
3850 MPU	16.95	16K EPROM (Single +5V)	17.95
ICM4821 ADC CPU—8-Bit Slice (Com. Temp. Grade)	19.95	32K EPROM (5V, +5V, -5V)	7.49
MC5560 MPU w/Clock (65k Bytes Memory)	11.95	64K EPROM (Hitachi) (4Kx4/7Kx4)	49.95
INS305N-4 CPU—8-Bit (EMZ)	7.95	2048 PROM	14.95
INS305N-4 CPU—8-Bit Chip 8-Bit (200ns RAM)	24.95	32K PROM (Open Collector)	3.95
INS305N-6 CPU—14-Bit Bytes RAM	24.95	4096 Bipolar PROM	14.95
INS3070 CPU—54 Chip RAM	9.95	32K 16-Bit Bipolar PROM	16.95
INS3070 CPU w/BASIC Micro Interpreter	29.95	8K PROM	16.95
19885 Chip	9.95		
TM5990UL MPU—16-Bit	26.95		

DATA ACQUISITION		TELEPHONE/KEYBOARD CHIPS	
OC18 Master DC/DC Converter +5V to +9V	2.95	AV-5100 Push Button Telephone Dialer	14.95
MC310P Floppy Disc Read AMP System	4.95	AV-5100 Rotary Dialer	14.95
MC100L7 7-Bit D/A Converter (DAC0807L/CN)	2.95	CMOS Clock Generator	4.95
MC100L8 8-Bit D/A Converter (DAC0808L/CN)	3.95	Keyboard Encoder (8K Keys)	11.95
AF100L 10-Bit D/A Converter (DAC0809L/CN)	5.75	Keyboard Encoder (16K Keys)	7.95
AF100L 12-Bit D/A Converter (DAC0810L/CN)	7.50	Keyboard Encoder (16K Keys)	5.95
AF121-IC1 Touch Tone Low Band Filter	19.95	Key Encoder (20 Keys)	7.95
AF121-IC2 Touch Tone High Band Filter	19.95	Push Button Pulse Dialer	7.95
LM3834 Subsonic Gain Amp	11.95	36/16K Key Serial Keyboard Encoder	8.95
LM33Z Constant Current Source	11.95		
LM33Z Temperature Transducer	11.95		
LF359 JFET Input Op Amp	1.40		
LF78N Sample & Hold Amplifier	3.95		
LM399H Temp. Comp. Prec. Ref. (5ppm/C)	5.00		
AD1600C 8-Bit A/D Converter (1 L5B)	4.95		
DAC0809L 8-Bit D/A Converter (0.1% Lin.)	7.25		

KEYBOARDS

MICRO SWITCH 69-KEY KEYBOARD Limited Quantity! Uses AMI SW20350K Chip. Size: 18 1/2" L x 5 1/4" W x 1 1/4" H Metal Frame. Light and dark grey key caps (no data sheet). Part No. KB69SD12-2 **\$19.95 each**

DATANETICS 78-KEY KEYBOARD Limited Quantity! Uses EA20134 Chip (Electronic Array). Size: 18 1/2" L x 5 1/4" W x 1 1/4" H. White, black, blue, grey key caps. Data sheets not available. Part No. KB354 **\$29.95 each**

STACKPOLE 62-KEY ASCII KEYBOARD Standard Stocked Item! SPST Switching (Mechanical). Size: 13" L x 3 1/4" W x 1 1/2" H. Grey key caps. Data sheets are available. Part No. K-62 **\$34.95 each** (ASCII Encoded Keyboard Kit — JE810K **\$79.95**)

MICRO SWITCH 88-KEY KEYBOARD Uses SD 25010K Chip (AMI). Size: 18 1/2" L x 5 1/4" W x 1 1/4" H. Dark and light grey key caps. Used in a Diablo 1640 Terminal (schematic avail.). Part No. 88SD22 **\$69.95 each**

POWER SUPPLIES

POWER SUPPLY — 5VDC @ 1 AMP REGULATED Transaction Tech Output +5VDC @ 1 amp (also +30VDC) Reg. Input 115VAC 60Hz. Two-tone (black/berg) self-enclosed case. 8 foot, 3 conductor black power cord. Size: 6 1/4" W x 7" D x 2 1/4" H — Wt. 3 lbs. Part No. PS51194 **\$19.95 each**

POWER SUPPLY — 5VDC @ 1 AMP REGULATED 8 Industries Output +5VDC @ 1 amp, +36-42VDC Adjusted. 400mA or less, 30VAC (isolated) @ 1.5 amp. Input 115VAC 60Hz. Circuit breaker re-set button. Black self-enclosed case with 4 rubber feet. 8 foot, 3 conductor black power cord. On/off switch. Size: 6 1/4" W x 7 1/4" D x 3 1/4" H — Wt. 7 lbs. Part No. PS407 **\$24.95 each**

POWER PAC Heavy Duty Multi-Voltage Power Supply — 5VDC, 12VDC & 24VDC Output: +5VDC @ 30A, +12VDC @ 2A, -12VDC @ 4A and +24VDC @ 3A. Input: 115VAC, 7A, 220VAC, 3.5A. Regulation: ±15%. Line and load constant. Ripple: 10mV peak to peak (3MV RMS). Overvoltage protection. SV @ 12V, -12V. Overcurrent protection. Input. Size: 15 1/2" L x 6 1/4" W x 1 1/2" H — Wt. 40 lbs. Part No. 285-016 **\$119.95 each**

JE215 Minimum Order — U.S. Funds Only
For California Residents Add 6% Sales Tax
Postage Add 5% plus \$1.50 Insurance
Send S.A.S.E. for Monthly Sale Flyer!

Spec Sheets — 25c each
Send FREE Postage for your
FREE 1982 JAMECO CATALOG
Prices Subject to Change

Mail Order: Electronics • Worldwide

Jameco ELECTRONICS

1355 SHOREWAY ROAD, BELMONT, CA 94002
PHONE ORDERS WELCOME — (415) 592-8097

BOOKS

National Semiconductor — Interall — Intel

30001 National CMOS Data Book \$5.95
(640 pages) 74C, CMOS and A/D Converters

30002 National Interface Data Book \$6.95
(704 pages) DP, DS9000, DS3000, DS7000, etc.

30003 National Linear Data Book \$11.95
(1376 pages) LM, LF, ADC, DAC, LH Series

30004 National Series 80 — Board-Level Computer / 224 pages \$4.95

30005 National TTL Logic Data Book \$4.95
(1624 pages) 7400, L.S.L.S., and DM8000 Series

30006 Above (3) 30001,3,5 as set \$24.95/lot

010400 Intel Component Data Catalog \$14.95
Full data sheets for Intel's products incl. memory devices

205610 Intel Peripheral Design Handbook \$9.95
Microproc., peripherals & input/ml. products (1328 pages)

Full data sheets, app. notes for Intel peripheral device components (644 pages)

AC and DC Wall Transformers

Part No. DC6912
With Universal Plug and 9V Battery Snag
Selective voltages: 6.9, 12VDC
Polarity selection (+/-), six-foot line from adapter to plug — six-inch line from adapter to battery snag. 120V/60Hz, 300mA.

Part No.	Input	Output	Price
AC 250	117V/60Hz	12VAC 250mA	\$3.95
AC 250	117V/60Hz	12VAC 300mA	\$4.95
AC1000	117V/60Hz	12VAC 1 amp	\$9.95
AC1700	117V/60Hz	9VAC 1.7 amp	\$9.95
DC 2500	120V/60Hz	400mA (batt. charger)	\$1.95
DC6912 (above)	120V/60Hz	6.9, 12VDC 300mA	\$3.95
DC9200	117V/60Hz	9VDC 200mA	\$3.25
DC1200	120V/60Hz	500mA	\$3.95
DC1800	120V/60Hz	12VDC 300mA	\$2.95

CONNECTORS

DB25P D-Subminiature Plug \$2.95
DB25S D-Subminiature Socket \$3.50

D20418-2 Screw Lock Hdwr. (2) DB25S/P 2/\$.99

DB51226 Cover for DB25P/S \$1.75
Z2/445E P.C. Edge (22/44 Pin) \$2.95

UC88/U BNC Plug \$1.79
UC88/J BNC Jack \$1.79

UG75/U UHF Adapter \$1.49
SO239 UHF Panel Recept. \$1.29
PL258 UHF Adapter \$1.60
PL259 UHF Plug \$1.60
UG260/U BNC Plug \$1.79
UG1094/U BNC Bulkhead Recept. \$1.29

TRS-80 16K Conversion Kit

Expand your 4K TRS-80 System to 16K
Kit comes complete with:
• 8 ea. MM5290 (UPD416/4116) 16K Dyn. Ram (ns)
• Documentation for conversion

TRS-16K2 \$19.95
TRS-16K3 *200ns \$16.95
TRS-16K4 *250ns \$14.95

Mostek DC/DC Converter

+5 VOLTS TO -9 VOLTS
Input: +5V. Output: 9V (regulated) @ 30mA
Printed circuit mounting.
DC10 \$2.95 ea. or 2/\$4.95

JE610 ASCII Encoded Keyboard Kit

The JE610 ASCII Keyboard Kit can be interfaced into most any computer system. The kit comes complete with an industrial grade keyboard switch assembly (62-keys), IC's, sockets, connector, electronic components and a double-sided printed wiring board. The keyboard assembly requires +5V @ 150mA and -12V @ 10 mA for operation. Features: 60 keys generate the 126 characters, upper and lower case ASCII set. Fully buffered. Two user-definable keys provided for custom applications. Caps lock for upper-case only alpha characters. Utilizes a 2376 (40-pin) encoder read-only memory chip. Outputs directly compatible with TTL/DTL or MOS logic arrays. Easy interfacing with a 16-pin dip or 18-pin edge connector. Size: 3 1/2" H x 14 1/2" W x 8 3/4" D

JE610/DTE-AC (After assembled as pictured above) **\$124.95**

JE610 Kit **\$79.95**
62-Key Keyboard, PC Board, & Components (no case)

K62 62-Key Keyboard (Keyboard only) **\$34.95**

DTE-AC (case only — 3 1/2" H x 14 1/2" W x 8 3/4" D) **\$49.95**

JE212 — Negative 12VDC Adapter Board Kit

For JE610 ASCII KEYBOARD KIT
Provides -12VDC from Incoming 5VDC **\$9.95**

JE600 Hexadecimal Encoder Kit

FULL 8-BIT LATCHED OUTPUT 19-KEY KEYBOARD

The JE600 Encoder Keyboard Kit provides two separate hexadecimal digits produced from sequential key entries to allow direct programming for 8-bit microprocessor or 8-bit memory circuits. Three additional keys are provided for user operation with one having a bistable output available. The outputs are latched and monitored with 9 LED readouts. Also included is a key entry strobe. Features: Full 8-bit latched output for microprocessor use. Three user-definable keys with one being bistable operation. Debounce circuit provided for all 19 keys. 9 LED readouts to verify entries. Easy interfacing with standard 16-pin IC connector. Only +5VDC required for operation. Size: 3 1/2" H x 8 1/4" W x 8 3/4" D

JE600/DTE-HK (After assembled as pictured above) **\$99.95**

JE600 Kit **\$59.95**
19-Key Hexadecimal Keyboard, PC Board & Cmpnts. (no case)

K19 19-Key Keyboard (Keyboard only) **\$14.95**

DTE-HK (case only — 3 1/2" H x 8 1/4" W x 8 3/4" D) **\$44.95**

AMBER LEDs - GREEN CLEAR **OPTO ELECTRONICS** **DISPLAY LEDS**

7400

DIFFUSED BICOLOR TRI STATE

POINT SOURCE (RED)

DIFFUSED

WIDE ANGLE DIFFUSED

POINT SOURCE (GREEN)

DIFFUSED

DIFFUSED TRIANGLE

DIFFUSED RECTANGULAR

LED Mounting Hardware

Mounts in sockets up to 1/2" (12.7mm) diameter hole (D.H.). Can be used in sockets with 1/8" (3.175mm) diameter hole (D.H.) with 1/8" (3.175mm) diameter lead and long lead.

Part No. Size Color Description Price

MAN 2	300	Red	C (RHPD)	45
MAN 3	300	Green	C (RHPD)	45
MAN 4	300	Yellow	C (RHPD)	45
MAN 5	300	Orange	C (RHPD)	45
MAN 6	300	White	C (RHPD)	45
MAN 7	300	Blue	C (RHPD)	45
MAN 8	300	Red	C (RHPD)	45
MAN 9	300	Green	C (RHPD)	45
MAN 10	300	Yellow	C (RHPD)	45
MAN 11	300	Orange	C (RHPD)	45
MAN 12	300	White	C (RHPD)	45
MAN 13	300	Blue	C (RHPD)	45
MAN 14	300	Red	C (RHPD)	45
MAN 15	300	Green	C (RHPD)	45
MAN 16	300	Yellow	C (RHPD)	45
MAN 17	300	Orange	C (RHPD)	45
MAN 18	300	White	C (RHPD)	45
MAN 19	300	Blue	C (RHPD)	45
MAN 20	300	Red	C (RHPD)	45
MAN 21	300	Green	C (RHPD)	45
MAN 22	300	Yellow	C (RHPD)	45
MAN 23	300	Orange	C (RHPD)	45
MAN 24	300	White	C (RHPD)	45
MAN 25	300	Blue	C (RHPD)	45
MAN 26	300	Red	C (RHPD)	45
MAN 27	300	Green	C (RHPD)	45
MAN 28	300	Yellow	C (RHPD)	45
MAN 29	300	Orange	C (RHPD)	45
MAN 30	300	White	C (RHPD)	45
MAN 31	300	Blue	C (RHPD)	45
MAN 32	300	Red	C (RHPD)	45
MAN 33	300	Green	C (RHPD)	45
MAN 34	300	Yellow	C (RHPD)	45
MAN 35	300	Orange	C (RHPD)	45
MAN 36	300	White	C (RHPD)	45
MAN 37	300	Blue	C (RHPD)	45
MAN 38	300	Red	C (RHPD)	45
MAN 39	300	Green	C (RHPD)	45
MAN 40	300	Yellow	C (RHPD)	45
MAN 41	300	Orange	C (RHPD)	45
MAN 42	300	White	C (RHPD)	45
MAN 43	300	Blue	C (RHPD)	45
MAN 44	300	Red	C (RHPD)	45
MAN 45	300	Green	C (RHPD)	45
MAN 46	300	Yellow	C (RHPD)	45
MAN 47	300	Orange	C (RHPD)	45
MAN 48	300	White	C (RHPD)	45
MAN 49	300	Blue	C (RHPD)	45
MAN 50	300	Red	C (RHPD)	45
MAN 51	300	Green	C (RHPD)	45
MAN 52	300	Yellow	C (RHPD)	45
MAN 53	300	Orange	C (RHPD)	45
MAN 54	300	White	C (RHPD)	45
MAN 55	300	Blue	C (RHPD)	45
MAN 56	300	Red	C (RHPD)	45
MAN 57	300	Green	C (RHPD)	45
MAN 58	300	Yellow	C (RHPD)	45
MAN 59	300	Orange	C (RHPD)	45
MAN 60	300	White	C (RHPD)	45
MAN 61	300	Blue	C (RHPD)	45
MAN 62	300	Red	C (RHPD)	45
MAN 63	300	Green	C (RHPD)	45
MAN 64	300	Yellow	C (RHPD)	45
MAN 65	300	Orange	C (RHPD)	45
MAN 66	300	White	C (RHPD)	45
MAN 67	300	Blue	C (RHPD)	45
MAN 68	300	Red	C (RHPD)	45
MAN 69	300	Green	C (RHPD)	45
MAN 70	300	Yellow	C (RHPD)	45
MAN 71	300	Orange	C (RHPD)	45
MAN 72	300	White	C (RHPD)	45
MAN 73	300	Blue	C (RHPD)	45
MAN 74	300	Red	C (RHPD)	45
MAN 75	300	Green	C (RHPD)	45
MAN 76	300	Yellow	C (RHPD)	45
MAN 77	300	Orange	C (RHPD)	45
MAN 78	300	White	C (RHPD)	45
MAN 79	300	Blue	C (RHPD)	45
MAN 80	300	Red	C (RHPD)	45
MAN 81	300	Green	C (RHPD)	45
MAN 82	300	Yellow	C (RHPD)	45
MAN 83	300	Orange	C (RHPD)	45
MAN 84	300	White	C (RHPD)	45
MAN 85	300	Blue	C (RHPD)	45
MAN 86	300	Red	C (RHPD)	45
MAN 87	300	Green	C (RHPD)	45
MAN 88	300	Yellow	C (RHPD)	45
MAN 89	300	Orange	C (RHPD)	45
MAN 90	300	White	C (RHPD)	45
MAN 91	300	Blue	C (RHPD)	45
MAN 92	300	Red	C (RHPD)	45
MAN 93	300	Green	C (RHPD)	45
MAN 94	300	Yellow	C (RHPD)	45
MAN 95	300	Orange	C (RHPD)	45
MAN 96	300	White	C (RHPD)	45
MAN 97	300	Blue	C (RHPD)	45
MAN 98	300	Red	C (RHPD)	45
MAN 99	300	Green	C (RHPD)	45
MAN 100	300	Yellow	C (RHPD)	45

INTERMIL

*Evaluation Kits

Part No.	Function	Price
7045 IPI	CMOS Precision Timer	14.95
7046 IPI	Stowatch Chip, XTL	24.95
7046 CPL	3 1/2 Digit A/D (LCD Drive)	16.95
7101 IPI	IC, Circuit Board, Display	34.95
7101 CPL	3 1/2 Digit A/D (LED Drive)	15.95
7107 IPI	IC, Circuit Board, Display	29.95
7116 CPL	3 1/2 Digit A/D LCD Dis. H.L.D.	18.95
7117 CPL	3 1/2 Digit A/D LCD Dis. H.L.D.	17.95
7201 IPI	Low Battery Voltage Indicator	2.25
7205 IPI	CMOS LED Stowatch/Timer	12.95
7206 IPI	Stowatch Chip, XTL	19.95
7206 C/P	Tone Generator	5.15
7206 IPI	Tone Generator Chip, XTL	5.15
7207 IPI	Oscillator Driver	6.50
7208 IPI	Freq. Counter Chip, XTL	13.95
7209 IPI	Seven Decade Counter	17.95
7209 IPI	Clock Generator	4.95
7215 IPI	4 Func. CMOS Stowatch Ckt	13.95
7215 IPI	4 Func. Stowatch Chip, XTL	19.95
7216 IPI	8-Digit Unlv. Counter C.A.	32.00
7216 IPI	8-Digit Freq. Counter C.A.	26.95
7216 IPI	8-Digit Freq. Counter C.C.	21.95
7217 IPI	4-Digit LED Up/Down Counter CA	5.15
7217 IPI	4-Digit LED Up/Down Counter CC	14.95
7218 IPI	LED 4 1/2 Digit Up Counter ORI	11.25
7224 IPI	8-Digit Unlv. Counter	31.95
7226 IPI	5 Function Counter Chip, XTL	4.95
7226 IPI	CMOS Bin Prog. 16-Counter	7.95
7242 IPI	CMOS Divide-by-256 R/Counter	2.05
7260 IPI	CMOS BCD Prog. Timer/Counter	5.05
7260 IPI	CMOS BCD Prog. Timer/Counter	5.05
7265 IPI	CMOS 555 Timer (14 pin)	2.20
7611 IPI	CMOS Op Amp Comparator	5.25
7612 IPI	CMOS Op Amp Cmr. 5MV	5.25
7612 IPI	CMOS Dual Op Amp Comp.	5.25
7614 IPI	CMOS Quad Op Amp Comp.	10.50
7614 IPI	CMOS Quad Op Amp Comp.	10.50
7622 IPI	CMOS Op Amp Comp.	5.25
7660 IPI	Voltage Converter	2.95
8038 C/P	Waveform Generator	21.50
8048 C/P	Monolithic Logarithmic Amp	21.50
8093 C/P	50ppm Band-GAP Volt Ref. Diode	2.50
8122 C/P	Volt Ref./Indicator	2.95

LITRONIX-NATIONAL Stick Display Sale

LED NUMERIC ARRAYS

PART NO.	GRID SIZE (mm)	FORMAT	DRIVE	Overall Size (mm)	PRICE
NSA186	100 x 100	8-Digit	Common Cathode	21.4 x 27.1	2.99
NSA187	100 x 100	8-Digit	Common Cathode	21.4 x 27.1	2.99
NSA188	100 x 100	8-Digit	Common Cathode	21.4 x 27.1	2.99
NSA189	100 x 100	8-Digit	Common Cathode	21.4 x 27.1	2.99
NSA190	100 x 100	8-Digit	Common Cathode	21.4 x 27.1	2.99

MULTI-DIGIT LED NUMERIC DISPLAYS

PART NO.	Grid Size (mm)	Format	Drive	Overall Size (mm)	PRICE
NSM213	3 x 10	8-Digit	Common Cathode	80.1 x 80.1 x 25.0	21.99
NSM214	3 x 10	8-Digit	Common Cathode	80.1 x 80.1 x 25.0	21.99
NSM215	3 x 10	8-Digit	Common Cathode	80.1 x 80.1 x 25.0	21.99
NSM216	3 x 10	8-Digit	Common Cathode	80.1 x 80.1 x 25.0	21.99
NSM217	3 x 10	8-Digit	Common Cathode	80.1 x 80.1 x 25.0	21.99
NSM218	3 x 10	8-Digit	Common Cathode	80.1 x 80.1 x 25.0	21.99
NSM219	3 x 10	8-Digit	Common Cathode	80.1 x 80.1 x 25.0	21.99
NSM220	3 x 10	8-Digit	Common Cathode	80.1 x 80.1 x 25.0	21.99
NSM221	3 x 10	8-Digit	Common Cathode	80.1 x 80.1 x 25.0	21.99
NSM222	3 x 10	8-Digit	Common Cathode	80.1 x 80.1 x 25.0	21.99
NSM223	3 x 10	8-Digit	Common Cathode	80.1 x 80.1 x 25.0	21.99
NSM224	3 x 10	8-Digit	Common Cathode	80.1 x 80.1 x 25.0	21.99
NSM225	3 x 10	8-Digit	Common Cathode	80.1 x 80.1 x 25.0	21.99
NSM226	3 x 10	8-Digit	Common Cathode	80.1 x 80.1 x 25.0	21.99
NSM227	3 x 10	8-Digit	Common Cathode	80.1 x 80.1 x 25.0	21.99
NSM228	3 x 10	8-Digit	Common Cathode	80.1 x 80.1 x 25.0	21.99
NSM229	3 x 10	8-Digit	Common Cathode	80.1 x 80.1 x 25.0	21.99
NSM230	3 x 10	8-Digit	Common Cathode	80.1 x 80.1 x 25.0	21.99

COMPUTER GRADE CAPACITORS

MFD	WVDC	PRICE	MFD	WVDC	PRICE
1.0	50	1.95	10.0	50	1.95
2.2	50	1.95	22.0	50	1.95
4.7	50	1.95	47.0	50	1.95
10.0	50	1.95	100.0	50	1.95
22.0	50	1.95	220.0	50	1.95
47.0	50	1.95	470.0	50	1.95
100.0	50	1.95	1000.0	50	1.95
220.0	50	1.95	2200.0	50	1.95
470.0	50	1.95	4700.0	50	1.95
1000.0	50	1.95	10000.0	50	1.95
2200.0	50	1.95	22000.0	50	1.95
4700.0	50	1.95	47000.0	50	1.95
10000.0	50	1.95	100000.0	50	1.95
22000.0	50	1.95	220000.0	50	1.95
47000.0	50	1.95	470000.0	50	1.95
100000.0	50	1.95	1000000.0	50	1.95

LOW PROFILE (TIN) SOCKETS **SOLDERTAIL STANDARD (TIN)**

Pin	LP	ST	Pin	LP	ST
8 pin	17	16	16 pin	27	25
16 pin	20	19	18 pin	30	27
24 pin	22	21	18 pin	35	32
32 pin	24	23	24 pin	49	45
40 pin	26	25	24 pin	59	50
48 pin	28	27	36 pin	1.39	1.26
56 pin	30	29	40 pin	1.59	1.45
64 pin	32	31			

WIRE WRAP SOCKETS (GOLD) LEVEL #3

Pin	WVDC	PRICE	Pin	WVDC	PRICE
8 pin	50	59	50 pin	50	59
16 pin	50	63	100 pin	50	63
24 pin	50	67	200 pin	50	67
32 pin	50	71	400 pin	50	71
40 pin	50	75	800 pin	50	75
48 pin	50	79	1600 pin	50	79
56 pin	50	83	3200 pin	50	83
64 pin	50	87	6400 pin	50	87
72 pin	50	91	12800 pin	50	91
80 pin	50	95	25600 pin	50	95
88 pin	50	99	51200 pin	50	99
96 pin	50	103	102400 pin	50	103
104 pin	50	107	204800 pin	50	107
112 pin	50	111	409600 pin	50	111
120 pin	50	115	819200 pin	50	115
128 pin	50	119	1638400 pin	50	119
136 pin	50	123	3276800 pin	50	123
144 pin	50	127	6553600 pin	50	127
152 pin	50	131	13107200 pin	50	131
160 pin	50	135	26214400 pin	50	135
168 pin	50	139	52428800 pin	50	139
176 pin	50	143	104857600 pin	50	143
184 pin	50	147	209715200 pin	50	147
192 pin	50	151	419430400 pin	50	151
200 pin	50	155	838860800 pin	50	155
208 pin	50	159	1677721600 pin	50	159
216 pin	50	163	3355443200 pin	50	163
224 pin	50	167	6710886400 pin	50	167
232 pin	50	171	13421772800 pin	50	171
240 pin	50	175	26843545600 pin	50	175
248 pin	50	179	53687091200 pin	50	179
256 pin	50	183	107374182400 pin	50	183
264 pin	50	187	214748364800 pin	50	187
272 pin	50	191	429496729600 pin	50	191
280 pin	50	195	858993459200 pin	50	195
288 pin	50	199	1717986918400 pin	50	199
296 pin	50	203	3435973836800 pin	50	203
304 pin	50	207	6871947673600 pin	50	207
312 pin	50	211	13743895347200 pin	50	211
320 pin	50	215	27487790694400 pin	50	215
328 pin	50	219	54975581388800 pin	50	219
336 pin	50	223	109951162777600 pin	50	223
344 pin	50	227	219902325555200 pin	50	227
352 pin	50	231	439804651110400 pin	50	231
360 pin	50	23			


FUJITECH AUDIO KITS

LATEST AUDIO TECHNOLOGY FROM JAPAN

Model A1033 Integrated Tube Amplifier

- Latest Japanese Design
- Distortionless Output Transformer using special winding techniques
- Most circuitry on PCB for easy assembly and humfree performance
- Output 30W x 2 Ultra Linear (Switchable to Triode) 15W x 2 Triode Output (near class A performance)
- THD under 0.4%
- Frequency Response 30~30,000 Hz (-1dB)
- Separate Pre-Out and Main-In

KIT ONLY \$499.00



\$499.00


Send \$5.00 for each assembly manual, refundable with order.

Monarchy Engineering, Inc.
380 Swift Avenue, Unit 21
South San Francisco, CA 94080

Visa or Mastercharge acceptable.

Model A501 Power Amp

- Pure Class A 25W + 25W
- Switchable to Class AB 100W + 100W
- Switchable to Bridge Class A 100W mono
- Switchable to Bridge Class AB 300W mono
- Frequency Response 5-20KHz (-1dB)
- Signal-to-Noise Ratio 120dB
- Non-magnetic Chassis
- "Out-board" comprehensive protection circuitry
- DC circuitry with limited use of NFB
- High Efficiency Fluid Convection Cooling
- THD under 0.007%



KIT ONLY \$299.00

\$299.00

Model A502 DC Stereo Control Center

- Direct DC coupling from Input to Output
- DC servo circuitry
- Cascade FET Input in all stages
- Separate Moving Coil RIAA amplifier
- Distortion below 0.005% (3V)
- Max Output 15V
- Frequency Response 20Hz-20KHz ±0.2 dB
- Maximum Phono Input
MC = 16mv RMS (1KHz)
MM = 270mv RMS (1KHz)
- Built-in Headphone amplifier
- Relay Output Muting

KIT ONLY \$349.00



\$349.00

ELECTRONIC KITS FROM HAL-TRONIX

2304 MHZ DOWN CONVERTERS. TUNES IN ON CHANNELS 2 TO 7 ON YOUR OWN HOME T.V. HAS FREQUENCY RANGE FROM 2000 MHZ TO 2500 MHZ. EASY TO CONSTRUCT AND COMES COMPLETE WITH ALL PARTS INCLUDING A DIE-CAST ALUM CASE AND COAX FITTINGS, REQUIRE A VARIABLE POWER SUPPLY AND ANTENNA (Antenna can be a dish type or coffee can type depending on the signal strength in your area.)

- 2304 MOD 1 (Basic Kit) \$49.95 (Less case & fittings)
 - 2304 MOD 2 (Basic / Pre-amp) \$59.95 (Includes case & fittings)
 - 2304 MOD 3 (Hi-Gain Pre-amp) \$69.95 (Includes case & fittings)
- POWER SUPPLY FOR EITHER MODEL ABOVE IS AVAILABLE. COMES COMPLETE WITH ALL PARTS, CASE, TRANSFORMER, ANTENNA SWITCH AND CONNECTORS (Kit) \$24.95
Assembled.....\$34.95
Slotted Microwave Antenna For Above Downverters.....\$39.95

PREAMPLIFIERS

HAL PA-19—1.5 mhz to 150 mhz. 19db gain operates on 8 to 18 volts at 10ma. Complete unit \$8.95.
HAL PA-1.4—3 mhz to 1.4 ghz. 10 to 12 db gain operates on 8 to 18 volts at 10ma. Complete unit \$12.95.
(The above units are ideal for receivers, counters, etc.)

16 LINE TOUCH TONE DECODER KIT WITH P.C. BOARD AND PARTS\$69.95

12 LINE TOUCH TONE DECODER KIT WITH P.C. BOARD AND PARTS\$39.95

16 LINE ENCODER KIT, COMPLETE WITH CASE, PAD AND COMPONENTS\$39.95

12 LINE ENCODER KIT, COMPLETE WITH CASE, PAD AND COMPONENTS\$29.95

MANY, MANY OTHER KITS AVAILABLE

Send 20 cent stamp or S.A.B.E. for information and flyer on other HAL-TRONIX products. To order by phone: 1-313-265-1782.



HAL-TRONIX
P.O. Box 1101
Southgate, MI 48193

SHIPPING INFORMATION: ORDERS OVER \$25.00 WILL BE SHIPPED POSTPAID EXCEPT ON ITEMS WHERE ADDITIONAL CHARGES ARE REQUESTED. ON ORDERS LESS THAN \$25.00 PLEASE INCLUDE ADDITIONAL \$2.00 FOR HANDLING AND MAILING CHARGES.
CIRCLE 82 ON FREE INFORMATION CARD



FREE!
1982
DISCOUNT
ELECTRONICS
CATALOG

JOIN THE PAK!

Send for our Free catalog and become a member of our exclusive Pak. Our members receive Poly Paks'

exciting catalog several times a year. We offer:

Penny Sales, Free

Premiums and Low,

Low Prices on a wide-variety of

Electronic Products such as Computer Peripherals, Integrated Circuits, Speakers, Audio Equipment, Rechargeable Batteries, Solar Products Semiconductors, and much, much more! Take advantage of our 25 years as America's foremost Supplier of discount electronics.

RUSH ME YOUR FREEDISCOUNTCATALOG!

NAME: _____

ADDRESS: _____

CITY: _____

STATE: _____ ZIP: _____

CLIP AND MAIL COUPON TODAY TO:

POLY PAKS, INC.
P.O. Box 942, RE-7,
S. Lynnfield, MA 01940

Over
4.5 Million
Satisfied
Customers

(617) 245-3828

CIRCLE 81 ON FREE INFORMATION CARD

B. G. MICRO

P. O. Box 280298 Dallas, Texas 75228
(214) 271-5546

Visa • MasterCard • American Express

STATIC RAM

- 21L02-1KX1 250 n.s.
- Low Power 95
- 2114L-3 1KX4 300 n.s.
- Low Power 2.75 8/17.95
- HM6116P-4-2KX8 + 5v-200 n.s.
- CMOS Low Power 2716
- Style Pin Out 11.50 8/79.95
- 6501-5 256K4 + CMOS - Data
- Retention 2 Volts - 22 Pin - 200 n.s.
- Typ. - 5V Very Low Power 1.50
- 6514-J-5 1KX4-CMOS Super Low
- Power 350 n.s. Similar to 2114
- Same Pin Out 2.95
- 8108-5 1KX8 NMOS 5V 500 NS
- 22 Pin 2.50
- TMM2016-2KX8 + 5v-NMOS
- 200 n.s. - 2716 Style
- Pin Out 11.50 8/79.95
- MK4104J-4 250NS
- 4K x 1 STATIC 18 PIN CERAMIC
- Computer Mfg. Surplus. PRIME. Fully
- Static. Easy to Use. Has Same Pin Out
- as TMS4044, but slightly different
- timing. With Specs. (Mostek)
- 8 for 12.00 32 for 39.95
- VERY LOW POWER!

DYNAMIC RAM

- 5280N-5 (2107B-4 - TMS4060)
- 4KX1 22 Pin 8/3.95
- 4027-4KX1-250 n.s. 1.75
- 4116-16KX1-200 n.s. 8/14.95
- 4164- +5V 64K 12.95 8/79.95

PRECISION HYBRID OSCILLATOR MODULE

Has both 1 MHz and 2 MHz TTL — outputs —
Hermetically sealed — Ultra high stability over
wide temp. range — originally cost over \$40.00
each — we made a super purchase from a major
computer manufacturer — 5 Volt operation — fits
standard 24 pin socket — Manufactured by
Motorola oscillator division 7.50 (w/data)
MC6871A 3/20.00

SOCKETS

- Low Profile Solder
- 8 Pin 13/1.00
- 14 Pin 10/1.00
- 16 Pin 8/1.00
- 18 Pin 8/1.00
- 20 Pin 7/1.00
- 24 Pin 6/1.00
- 28 Pin 6/1.00
- 40 Pin 5/1.00

Buy \$10 Get \$1.00
FREE CHOICE

CPU

- 8035 6.95
- 8039 7.95
- 8748 Intel 15.95

MISCELLANEOUS

- TR1602-UART same as
- AY5-1013 1.99
- IM6402-+5v High speed
- UART-AY5-1013 pin out 2.00
- AY3-8910-Sound Chip with 60
- page data manual 12.95
- 825123-32X8 Tri State BI polar
- PROM 3.99
- MC1408L6 D to A Converter
- 8 Bit 1.79
- AD5611 D to A Converter
- 10 Bit 1.79
- 1771 Single Density FDC 22.50
- 1791 Double Density FDC 29.95
- DM8131 6 Bit Unified Bus
- Comparator 2.99
- 8 Pin Dip Jumpers 3/1.00
- 825129 Tri State BI Polar Prom
- 5027-CRT Controller -
- Programmable - 24 x 80
- 68B45 - Motorola (HD46505SP)
- CRT Controller 17.50

74LS

- | | | |
|-----------|------------|------------|
| LS00 .24 | LS125 .95 | LS243 1.49 |
| LS02 .24 | LS138 .79 | LS244 .99 |
| LS04 .24 | LS139 .79 | LS245 .95 |
| LS05 .24 | LS151 .79 | LS257 .79 |
| LS08 .24 | LS153 .79 | LS266 .59 |
| LS10 .24 | LS154 1.75 | LS283 .99 |
| LS14 .89 | LS157 .79 | LS290 .99 |
| LS20 .24 | LS161 .99 | LS293 1.75 |
| LS27 .24 | LS164 .99 | LS298 .89 |
| LS30 .24 | LS166 .99 | LS367 .79 |
| LS32 .36 | LS175 .89 | LS368 .79 |
| LS42 .49 | LS181 1.99 | LS373 .99 |
| LS74 .44 | LS192 .89 | LS374 1.49 |
| LS85 .95 | LS193 .89 | LS375 1.19 |
| LS86 .39 | LS221 1.10 | LS377 1.49 |
| LS90 .69 | LS240 .99 | LS390 1.19 |
| LS109 .39 | LS241 .99 | LS393 1.19 |
| LS123 .99 | LS242 1.49 | LS399 .99 |

EPROM

- 1702A 256X8 1 us 2.50
- 2708 1KX8 450 n.s. 2.95
- 27A08 1KX8 350 n.s. 3.95
- 2716 2KX8+5v 450 n.s. 5.95
- (Buy 2 Get 1 FREE. This month only.)
- 2716-1 2KX8+5v 350 n.s. 9.95
- 2732 4KX8 450 n.s. Intel Pin Out 9.95
- 2532 4KX8 450 n.s. T.I. Pin Out 9.95
- 2732A-3 4K x 8 350 n.s.
- Intel Pin Out Low Power 12.95

Z80

- Z80A-4MHz CPU 8.95
- Z80PIO - Parallel 5.95
- Z80SIO/O Chan. Sgr. 24.95
- Z80A SIO/O 29.95
- Z80DMA-DMA
- Controller 9.95
- Z80 2.5 MHz CPU 4.95

CALL OR WRITE FOR PRICES ON CMOS-8080 - BIT SLICE - TTL - 74S - CRYSTALS - DIP SWITCHES
TERMS: Add \$1.50 postage, we pay balance. Orders over \$50.00 add 8% for insurance. No C.O.D. Texas Res. add 5% Tax. 90 Day Money Back Guarantee on all items. All items subject to prior sale. Prices subject to change without notice. Foreign order - U.S. funds only. We cannot ship to Mexico. Countries other than Canada, add \$3.50 shipping and handling.

ETCO

CABLE TV CONVERTERS AND OTHER GOOD STUFF!

SMASHING ALL SALES RECORDS - OUR NEW 30 CHANNEL CABLE TV CONVERTER!



Converts mid- & super band cable channels for viewing on your TV set!
No. 349AE047

39⁹⁵
\$34.95 ea. / 5

HOT NEW IMPORT! REMOTE CONTROL 30 CHANNEL CABLE TV CONVERTER!

89⁹⁵
\$79.95 ea. / 5
\$74.95 ea. / 10

Includes remote TV on/off switch and fine tuning control!
No. 349VA275



ETCO MKII WIRELESS - THE ULTIMATE CABLE TV CONVERTER!



Set TV to channel 3, and the hand held remote control does it all!
No. 349ZA008

189⁰⁰

VIDCOR 2000 CONVERTER ELIMINATES PROBLEMS WHEN VIDEOTAPEING FROM CABLE TV

89⁹⁵
No. 349VA560

Restores your VCR's capability for programming. Restores remote channel control. Enables videotaping of one cable program while watching another.



UNUSUAL FACTORY SURPLUS MID-BAND - SUPER-BAND CABLE TV TUNER



Converts cable channels to a common IF frequency. Expertly built cable converters, decoders, etc. With schematic. No. 349VA342

19⁹⁵
\$17.50 ea. / 10

FACTORY SURPLUS UHF TUNERS

4⁹⁵
\$3.95 ea. / 10

Brand new production surplus. All solid state, ideal for experimental work building cable TV converters, etc. No. 349SU099



MINIATURE FM WIRELESS MICROPHONE



Hides in the palm of your hand. Reception on any standard FM radio or receiver. No. 349VA482

29⁹⁵
\$27.50 ea. / 5
\$24.95 ea. / 10

QUARTER-MILE WIRELESS MICROPHONE & RECEIVER SYSTEM

69⁹⁵
\$48.95 ea. / 5

FCC approved crystal controlled wireless mike & receiver. All battery operated. Electret wide range response. VU meter. No. 349VA093



FACTORY SURPLUS VHF / UHF "TWIN" VARACTOR TUNERS!



Admiral No. NC 3143-1. BRAND NEW! Ideal for building or repairing electronically tuned TV "FRONT ENDS". A hard to find item at a phenomenal price! No. 349VC308

39⁹⁵
\$34.95 ea. / 5

DUMPING! NORELCO ENDLESS LOOP CASSETTES!

4⁹⁵
\$4.49 ea. / 10

Impossible to find at any price!
3 minutes - No. 349VA605
6 minutes - No. 349VA606



IN STOCK - THE MURA CORDLESS TELEPHONE SYSTEM!



Answer & originate calls with this wireless push-button, 400 ft. range, rechargeable! Last number recall! Flip feature! Use with rotary touch tone! No. 349VA274

144⁸⁸
\$129.95 ea. / 5

SALE OF QUARTZ BATTERY-OPERATED CLOCK MOVEMENTS!

9⁹⁵
\$8.95 ea. / 5

Accuracy of 1 min. / year. / up to 4 years operation on 1 alkaline "C" cell. Imported from West Germany. No. 349VA561



20 AMP REGULATED 12VDC POWER SUPPLY!



13.8 vdc no load, 12.5 vdc full load. Easily handles ham station, marine radio, USB linears up to 400W P.E.P. Brand new, factory sealed. 110 VAC. No. 349VA394

69⁸⁸
\$59.88 ea. / 5

FREE OUR LATEST 98 PAGE FASCINATING CATALOG - jam packed with unique items, electronic bargains and unusual offers. Write or circle the information card number below.



ETCO ELECTRONICS NORTH COUNTRY SHOPPING CENTER PLATTSBURGH, N.Y. 12901

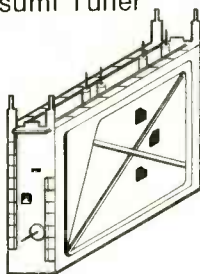
Check with order, please Visa & Mastercard OK. (Sorry, no C.O.D.'s. Add 15% for UPS & Handling (Excess refunded). N.Y. State residents add 7% sales tax. Dealer & Export inquiries invited. Our telephone order desk never closes. Call 1-518-561-8700.

MORE GAIN

Than a Mitsumi Tuner

PHILIPS VARACTOR TUNER \$23.95

Model ELC 1045
FREQ. RANGE:
UHF 470-889 MHZ
CHANNEL 14-83
Output Channel 3
75 ohm Input



Part No.	Description	Price
D10	Philips UHF Tuner ELC 1045	\$23.95
D20	Printed Circuit Board, Pre drilled	
	Glass Epoxy	\$15.00
D30	P.C.B. Potentiometers 5-10K, 1-5K	\$5.95
D40	Resistor Kit 1/4 watt 5% Carbon Resistors 32 pcs.	\$4.95
D50	Panel Mount Potentiometers 2-10K and Knobs	\$2.95
D60	IC's 7 pcs., 1 Rectifier, 2 Regulators & 1 Heat Sink	\$15.95
D70	Electrolytic Cap Kit, 8 pcs.	\$4.95
D80	Ceramic Cap Kit, 33 pcs.	\$6.95
D90	Variable Trimmer Kit, 4 pcs.	\$3.95
D100	Coil Kit, 2-18 uh, 1 variable 33 uh + 1 - + 37-12 Toroid + 26 wire	\$1.95
D110	I.C. Sockets 5-8 pins, 2-14 pin	\$4.95
D120	Power Transformer PRI-117Vac, SEC 24Vac, 1 amp	\$5.95
D130	Speaker, Oval 8 ohm	\$3.00
D140	Misc. Parts, Hardware & Hookwire Ant. Term, Switch Dpdt, Fuse, Fuseholder, Line Cord, etc.	\$7.95

When Ordering All Items

D10-D140 Total Price \$99.95

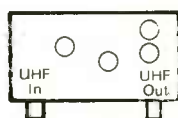
R.F. Modulator



Combine both audio and video output onto channel 3 or 4 of your T.V. set. Single I.C. chip (MC 1347) makes for quick and easy assembly. Single adjustment control! A must for every video recording or computer enthusiast.

VH-0	Kit	\$19.95
VH-1	Assembled	\$29.95

UHF T.V. Preamp




Features:
• 25 dB gain!
• Kit or assembled

Your reception will dramatically improve! This unit will enable you to pull in signals you never knew were there!

For both indoor and outdoor use. Input and output impedance 75 ohm. No adjustment! Easy assembly.

JH-0	Kit	\$22.95
JH-1	Assembled	\$32.95

ANTENNAS UHF and Microwave




UHF ONLY \$14.95

14 Element Yagi Antenna

- 15 dB gain!
- Lightweight aluminum (2 lb.)
- 75 ohm Impedance
- Highly Directional for maximum reception

PS-0 ONLY \$14.95

Microwave 1.9-2.5 GHZ



32 Element Antenna

For Amateur Use

- Assembled
- Weatherproof
- Lightweight
- 23 dB gain

Mounting Hardware Included

PS-1 ONLY \$19.95

Antenna Accessories

75-300 ohm matching XFMR	\$1.30
R6-59/u 75 ohm cable	\$.12/ft.
Coaxial connectors	\$.39 ea.

TV CIRCUITS

MC1458	48
MC1330	1.89
MC1350	1.29
MC1358	1.79
LM380	1.29
LM386	1.50
LM565	.99
LM741	.29
LM1310	2.90
LM1800	2.99
LM1889	2.49



MRF 901 Sell For \$2.75



Variable 33 uh Inductors \$.50 each

We buy and sell surplus

Call us for your hard to find Parts

Available by Mail Order only - Send check or money order to

STAVIS ELECTRONICS, INC.
912 W. Touhy Avenue
Park Ridge, Illinois 60068
(312) 692-5223

Minimum order \$15.00. Add 10% shipping on orders under \$35.00. Orders over \$35.00, add 5%.
Catalog - \$1.00
Visa & Mastercard acceptable

A FULL SPECTRUM OF ELECTRONICS

SEMICONDUCTORS

ECG EQUIVALENTS (PARTIAL LIST)

238...10/\$26.00	230...5/\$17.50
113...10/\$4.50	231...5/\$17.50
123A...10/\$3.50	291...10/\$12.50
128...10/\$9.95	292...10/\$12.50
129...10/\$9.95	308...5/\$25.00
152...10/\$7.50	310...5/\$25.00
153...10/\$7.50	375...10/\$15.00
154...10/\$12.00	125...100/\$8.95
157...10/\$9.95	
196...10/\$9.95	
197...10/\$9.95	
198...10/\$12.50	



TRIPLERS & SAFETY CAPS ECG EQUIVALENTS

500A...ea. \$10.95
523...ea. \$13.95
526A...ea. \$16.75
800-860...5/\$15.00
250663-17 and 250663-11...ea. \$3.50



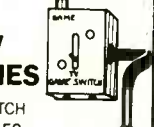
CARTRIDGES & NEEDLES

MAGNETIC CARTS	
ADC QLM...ea. \$7.50	
PICKERING V15...ea. \$6.95	
SHURE...ea. \$6.95	
CERAMIC CARTS	
BSRSC8H2...ea. \$2.99	
TETRAD 2-T5HD-8...ea. \$2.99	
VARCO TN4B...ea. \$1.99	
POPULAR REPLACEMENT NEEDLES	
Double tip...ea. \$99	100 lot \$ 79
◊SINGLE TIP MAGNETIC	
SHURE N75, N44, N911	
PICKERING V15...ea. \$3.25	
AUDIO TECHNICA...ea. \$4.95	



BSR DROP IN CHANGER

ea. \$29.95 4/\$110.00



CATV/MATV ACCESSORIES

ATARI TV GAME SWITCH	ea. \$2.95	10/\$27.50
COAX AB SWITCH	ea. \$2.95	10/\$27.50
VHF/UHF SEPARATOR-TRANSFORMER	75Ω HM	10/\$12.50

36 CHANNEL CABLE CONVERTER FOR TV & VTR

ea. \$29.95
6 or more \$24.95 ea.

VIDEO CONTROL CENTER

V4802...	ea. \$29.95
10/\$24.95 ea.	



Spectrum Electronics
 CALL OR WRITE FOR YOUR FREE CATALOG
 5932 Market St., Phila., Pa. 19139
 Toll Free 800-523-0721
 in PA Call Collect 215-472-0369
 VISA, MASTERCARD ACCEPTED

SCR SUPER-BUYS

- UHF-VHF CONVERSION KIT.** Complete with PC board, all required components: cabinet with speaker; and comprehensive brochure incl. schematic, board layout mounting and hook-up diagrams, parts list and assembly and set-up instructions. All parts are industrial prime quality. **\$119.00**
- NEW ZENITH ZVM-121 HIGH LEGIBILITY CRT MONITOR.** Features 12" green phosphor CRT, with 15 MHz Bandwidth, 40 or 80 character widths are operator switch-selectable. Fully compatible with 80-column Apple cards, etc. **\$117.00**
- MITSUMI - MODEL UES-A55F VARACTOR UHF TUNER**

FREQ RANGE	470 - 889 MHz	\$25.00 ea.
ANTENNA INPUT	10 for	\$220.00
	300 OHMS	
- SPECIAL - 2200 MFD 40 VOLT CAP** 10 for \$13.50
- I.C. SPECIAL LM 565** 10 for \$16.00
- H.D. TRANSISTORS SPECIALS**

2 N 3055	10 for	\$10.
2SA 745		\$4.00 ea.
2SA 747B		\$4.50 ea.
2S C 1116B		\$3.25 ea.
2SC 1403B		\$3.00 ea.

OUTSIDE CAL 800-854-8660
 INSIDE CAL (714) 527-2554
 or (213) 603-9385

SCR ELECTRONICS INC.
 VISIT OUR NEW SUPER CENTER
 5303 Lincoln Ave., Cypress, CA. 90630
 Pay by CHECK, M.O., VISA, M/C
 \$10.00 MIN. ORDER HANDLING/SHIPPING \$2.50
 UPS ANYWHERE IN CONTINENTAL U.S.

CIRCLE 84 ON FREE INFORMATION CARD

HITECH KITS

EDUCATIONAL IN NATURE FUN TO BUILD AND USE

- LCD Multimeter**
The affordable LCD Multimeter. High accuracy 19 range large 3 1/2 digit DMM with diode test, auto polarity and LO Batt. indicator. Fully Assembled Model 101... \$69.95 9V Battery... \$0.95
- 0-50V 3A Regulated Adjustable Power Supply**
With overload protection and LED power on indicator. Assem \$28.50 HKIT-503 Kit \$24.50
- 30W Single Channel Power Amp.**
Compact power amp. with volume, treble and base control. Excellent for boosting the power of your portable radio, or cassette. Connect to your TV audio and experience the real sound of your TV program. HKIT-300 Assem \$21.95 Kit \$16.95
- Programmable Music Door-bell**
Electronic door-bell that has 9 programmable tones. Uses CMOS for low power consumption and has auto shut-off feature. HKIT-47A Assem \$16.50 Kit \$12.50 (9V Batt. \$0.95)
- Transformers for Kits**

HKIT-83A	\$7.50	HKIT-300	\$10.50
HKIT-B6A	\$5.95	HKIT-503	\$12.50
- 7 Digit Universal Counter**
Universal Counter counts up to 60 MHz and 10 million events. 7 large 0.5" digits. Crystal time base. High performance. HKIT-86A Kit \$49.50
- 0-35V 1.5A Quality Power Supply**
Provides 4 ranges of current limiting up to 1.5A. Uses precision regulation and power transistor booster. Assem \$24.50 HKIT-83A Kit \$19.50
- 32.768 MHz Xtal. \$2.50**
- Function Generator**
Generates triangle, square or sine wave. 1 Hz to 100 KHz. Ideal for testing audio amps. Assem \$35.50 Kit \$29.50

We also stock a full line of TTL, CMOS, Linear and other components. Please come and see us. Kits do not include xformer/batt./case

To Order, send check or money order to:
Hitech Electronics
 4425 W. Sepulveda Blvd., Torrance CA 90505
 Phone Orders: (213) 371-2160
 VISA and M/C welcomed. Minimum Order \$9.00
 Shipping and Handling \$2.00. CA resident add 6% tax

PLEASE VISIT OUR STORE. Open 10:00-6:00 Mon. thru Sat.
 Special discounts available to educational institutions. Dealer inquiries invited

CIRCLE 85 ON FREE INFORMATION CARD

BULLET ELECTRONICS

P.O. BOX 401244R GARLAND, TX. 75040 (214) 278-3553

Sound Effects Kit \$18.50

The SE-01 is a complete kit that contains all the parts to build a generator. Designed around the new Texas Instruments SN76777 Sound Chip, the board provides banks of MINI DIP switches and pots to program the various combinations of the S.F. Oscillator, VCO, Noise, One Shot, and Envelope Controls. A Quad Op Amp IC is used to implement an Adjustable Pulse Generator, Level Comparator and Multiplex Oscillator for even more versatility. The 3" x 5" PC Board features a prototype area to allow for user added circuitry. Easily programmed to duplicate Explosions, Phaser Guns, Steam Trains, or almost an infinite number of other sounds. The unit has a multiple of applications. The low price includes all parts assembly manual, programming charts, and detailed 76777 chip specifications. It runs on a 9V battery (not included). On board 100mW amp will drive a small speaker directly or the unit can be connected to your stereo with incredible results! (Speaker not included). 76777 is included. Available separately for \$3.15 each.

7 Watt Audio Amp Kit \$6.95

SMALL, SINGLE HYBRID IC and COMPONENTS FIT ON A 2" x 3" PC BOARD (INCLUDED). RUNS ON 12VDC. GREAT FOR ANY PROJECT THAT NEEDS AN INEXPENSIVE AMP. LESS THAN 3% THD @ 5 WATTS. COMPATIBLE WITH SE-01 SOUND KIT.

Doomsday Alarm Kit \$9.95

If you have trouble sleeping and you would like the rest of the neighborhood to share your misery, then this little kit will be for you! There is no way to accurately describe the unearthly howls, screams and tones that come out of this kit. Four separate tone oscillators are mixed, cancelled and stepped at a varying rate. 10 Wats of crazy sounds. A great fun kit or a practical burglar alarm. Complete with PC board and all necessary components less speaker. For 6-12 VDC ORDER DA-02

New! 3TZ Time Zone Clock Kit

Microprocessor/RDM clock kit keeps local time (12 hour format), and 2 world time zones (24 hour format); Large 6" ORANGE readouts 10 min. ID timer for HAMS. Comes complete with attractive plastic case and wallplug XFMR

- 0 Dgt (hrs, min, sec.)
- 0 Time Zones (Selectable)
- Feathertouch front panel switches
- Seconds Reset/Hold feature
- Quartz XTAL Timebase
- Battery backup
- Quality solder masked and plated PC boards

\$54.40

SEE SPECIAL WINTER PRICES BELOW

The Super Music Maker
 REVISION 2 \$24.95 (Basic Kit)
 Does not include speaker switches or 2708 ROM

Now you can play hundreds of songs using the Bullet Super Music Maker. The unit features a single factory programmed microprocessor IC that comes with 20 pre-programmed short tunes. By adding the additional PROMS (2708's) the system can be expanded to play up to 1000 notes per PROM. Just think of a compact electronic instrument that will play dozens, hundreds or even thousands of selections of music. The kit comes with all electronic components (less the PROM), and a drilled, plated and screened PC Board which measures 4" x 4 1/2". The 7-watt amplifier section is on the same PC board and drives an 8 ohm speaker (not included), from a whisper to ear splitting volume. Since the unit works on 12 VDC or 12 VAC, vehicle or portable operation is possible. What do you get for \$24.95? Everything but a speaker, transformer, case, switches, and PROM. Additional 2708 albums containing popular tunes are available for \$9.95 each or you can program your own PROMS using information provided with the kit instructions. Lists of available PROM albums are available on request. (Note: Unit plays electronic music one note at a time. It is not possible to play chords or a melody with harmony simultaneously.)

- Envelope control gives decay to notes.
- On board inverter allows single voltage (+12) operation

OPTIONAL ACCESSORIES

DIP Switches (One 8 pos., One 5 pos.)	2.00/ea.
(Can be directly soldered to PC Bd. to access tunes)	
Rotary Switches Two 5 position	2.50/ea.
(For remote wiring to PC Bd. to access tunes)	
Attractive Tan Plastic Case	6.50
Wallplug Transformer	3.00

(For operation on 117VAC house voltage)

SPECIAL WINTER PRICES

1. Super Music Maker with case and two 5-position rotary switches **\$32.00**
2. Super Music with one 2716 2K X 8 PROM filled with over 50 selections of additional music (1500 notes) **\$32.00**
3. The Whole Ball of Wax! #2 + case and switches. **\$39.95**

ORDERING INFORMATION:

Call or Write For Free Catalog

- COD MINIMUM \$20.00 • ADD \$2.50 FOR COD'S
- UPS DELIVERY ADDRESS MUST ACCOMPANY ALL COD ORDERS
- \$1.00 HANDLING ON ORDERS UNDER \$10.00
- VISA, MC CARDS OR CHECK
- ADD 8% FOR SHIPPING
- TEXAS RESIDENTS ADD 5% STATE SALES TAX
- ALL FOREIGN ORDERS ADD 25% FOR SHIPPING (CANADA 15%) NO FOREIGN COD'S
- CALL (214) 278-3553 TO PLACE CREDIT CARD OR COD ORDER

A FEW THINGS ON THE SIDE

CAS3080 TRANS CON AMP	1.88	DUAL PHOTO RESISTOR 3/8" DIA.	3/44
TLO-82 DUAL BI-FET AMP	.88	2" 8 OHM SPKR. .25 W	2/188
CD4586 CMOS 4- 50/60 CNTR	.98	AY 3-8810 SOUND EFFECTS	11/88
MC3301 QUAD OP AMP (USE #)	.44	60 PAGE MANUAL FOR ABOVE	2.88
FT500 PHOTO TRANSISTOR	.44	JUMBO RED LED ASST. STYLES	20/1/88
TIP-100 NPN DARL. 2A IC	.88	10103 SENSITIVE GATE SCR	3/188

STANDARD C-60 CASSETTE NEW IN PLASTIC CASES TOP QUAL APP. ORIG. USED IN DIGITAL APP. FREQ. RESPONSE 300HZ - 10KHZ 1.30 ea. 3/8.50

CIRCLE 75 ON FREE INFORMATION CARD


(602) 266-9758 (602) 266-9758




ARIZONA ELECTRONIC
SURPLUS

Wholesale - Retail - Surplus
Electronic Parts

6835 N. 16th Street • Phoenix, AZ 85016
818 W. Broadway • Tempe, AZ



**DIGITAL ALARM CLOCKS
AS IS
WARRANTY RETURNS
\$2.45**



\$5.45

SPECIAL LIMITED QUANTITY

- * GANG PUSH BUTTON SWITCH
- * 6 - D.P.D.T.
- * 2 - 4.P.D.T.
- * RED INDICATOR FOR ON POSITION



**PULSE RATE INDICATORS
USED FOR
HEART MONITORS
100% Functional**

\$19.95

- Includes:
- * 5" LCD Readout
 - * ICL 7106 CPL A-D Decoder Driver
 - * MC 14015
 - * MC 14584
 - * LM 32 NY
 - * TL 064 CN
 - * Piezo Buzzer
 - * 9 V. Batt. Clip
 - * Misc. Elect. Components

NEW PLASTIC CASE Made for Heart Monitor above.

\$1.55

- Includes:
- * 9 V. Batt. Holder
 - * Front Bezel
- Excellent for Frequency Counter.

TELEPHONE PUSH BUTTON KEY PAD

\$5.95

(w) Encoder & Tone Generator

MICRO WAVE DOWN CONVERTER KIT (HMR II type)



\$39.95

PC Bd. 3-MRF901's, 2-MBD 101's,
1 Thermistor, 1 Choke, 3-Chip Caps.
1 F Connector, 8 Resistors
+ Instructions

ALL ORDERS SHIPPED SAME DAY VIA UPS

SORRY NO COD'S
(602) 266-9758



CIRCLE 71 ON FREE INFORMATION CARD

CPU'S & SUPPORT CHIPS

8000A	3.75	8251	6.75
8006A	7.50	8256	8.95
AM92001	8.95	8259	8.95
8203	2.50	8261 (AM9317)	7.95
8212	2.25	8300	26.00
8214	3.00	8902	8.95
8216	2.50	780A CPU	11.00
8224	3.25	780A S10	12.95
MM5307	9.95	280A P10	8.00
8225	2.75	280 CTC	2.95
8228	4.00	TMS 9827 NL	9.95
8156	11.95	8275	16.95
		8945	16.95
		6810	2.50

RAM'S

8264 (14164)	8.95
2114L-3	1.85
4116-3	1.75
4118-2	1.95
2112-3	1.85
TMS 3409	1.75
MK4027-3	3.50
MK408-11	2.95
5116-3	3.95
M5405NL	3.95
MM5280	1.75
2101-1	2.45
28104-4	2.50
MK408P	1.95
MW701	4.95
5101E	2.95
2114AL	2.45
MK882-J3	10.95
33L42Z	5.95
3127-J3	6.95

ROM'S

4118-2	2.95
4118-2	4.95
2112-3	11.95
MK4027-3	11.95
MK408-11	38.95
5116-3	11.95
M5405NL	4.00
MM5280	4.00
2101-1	3.95
28104-4	3.95
MK408P	3.95
MW701	3.95
5101E	3.95
2114AL	2.95
MK882-J3	10.95
33L42Z	5.95
3127-J3	6.95

INTERFACE & DRIVERS

FD1791	28.95
1488	90
1489	1.10
8130	2.50
8800	2.50
8833	2.50
8834	2.00
8807	2.00
8808	2.00
MM5221	9.50
MW3069	3.50

SHIFT REGISTERS

MM1402	1.75
MM1404	1.75
MM5013	2.50
MM5056	2.50
MM5056	2.50
MM5056	2.50
MM5056	2.50
MM5056	2.50
MM5056	2.50
MM5056	2.50

UART'S

M8888A	8.95
COM2017	3.75
AVS 8700	2.25

PRINTED CIRCUIT BOARD

4" - 6" DOUBLE SIDED EPOXY BOARD 1/16" THICK \$ 60 ea

EPOXY GLASS VECTOR BOARD

1/16" thick with 1/10" spacing
4 1/2" x 6 1/2" \$1.95

DATTEL'S DAC-08EO

8 bit DAC \$ 4.95

CRYSTALS

2 000	3 000	5 000	8 000
18 432 34 25 ea	3 579	6 000	10 000 ea
20 000	1 000	5 144	18 000 ea

REDICON SAD 1024 ANALOG DELAY LINE \$10.95

7 WATT LD 65 LASER

DIODE (IR) \$8.95

25 watt Infra Red Pulse (SG 2006 equiv.)

Laser Diode (Spec sheet included) \$24.95

2N3820 P FET	\$ 45
2N5457 N FET	\$ 45
2N2646 UJT	\$ 45
ER 900 TRIGGER DIODES	4/1.00
2N 6028 PROG. UJT	\$ 65

DISC CAPACITORS

1UF 16V	10/51.00	100/98.00
01UF 35V	16/51.00	100/95.00

IN1416 (IN194) 15/1.00

TANTALUM CAPACITORS

22UF 35V 5/81.00	10UF 20V	\$ 40
47UF 35V 5/81.00	22UF 10V	\$ 30
68UF 35V 5/81.00	15UF 16V	3/81.00
1UF 20V	30UF 6V	5/81.00
2UF 20V 5/81.00	33UF 20V	\$ 60
3UF 20V 4/81.00	47UF 20V	\$ 85
4.7UF 35V 4/81.00	68UF 10V	\$ 1.00
6.8UF 35V 3/81.00	120UF 6V	\$ 75
	200UF 20V	\$ 1.75

SANKEN AUDIO POWER AMPS

Si 1020 G 20 WATTS \$12.50
Si 1050 G 50 WATTS \$27.50
200 PRV 1A LASCR .95

RS232 CONNECTORS

DB 25P male	\$2.75
DB 25F female	3.75
HOODS	1.25

POSTAGE RATES

ADD 10% FOR ORDERS UNDER \$25.00
ADD 5% FOR ORDERS BETWEEN \$25.00 AND \$50.00
ADD 3% FOR ORDERS ABOVE \$50.00

C/MOS

4001	25	4027	40	4301	20	74C32	45
4002	25	4028	55	4082	20	74C42	1.00
4006	65	4029	75	4083	90	74C73	75
4007	27	4030	35	4088	1.75	74C84	50
4008	70	4034	1.75	4501	95	74C75	70
4009	45	4035	65	4506	30	74C83	30
4010	45	4040	65	4510	65	74C85	40
4011	22	4042	55	4511	60	74C86	50
4012	20	4043	55	4514	1.60	74C90	30
4013	35	4044	55	4515	1.50	74C93	95
4014	20	4046	65	4516	75	74C151	1.75
4015	30	4048	40	4518	1.25	74C157	75
4016	30	4060	40	4519	20	74C158	1.30
4017	60	4061	80	4588	1.25	74C161	1.15
4018	50	4062	75	4563	2.75	74C163	1.15
4019	45	4063	75	4564	20	74C164	1.15
4020	70	4068	95	4586	85	74C173	30
4021	45	4069	75	4602	90	74C174	30
4022	80	4069	20	74C022	27	74C175	30
4023	45	4071	20	74C106	27	74C176	30
4024	45	4072	20	74C120	27	74C181	50
4025	25	4076	55	74C14	1.20	74C814	1.75
		4077	55	74C20	27	74C521	3.95

DOUBLE SIDED DIP RIBBON CABLE JUMPER ASSEMBLIES

16 PIN 4" LONG \$ 2.00
14 PIN 12" LONG \$ 2.50

RS 232 CABLE

10 Conductor, #22 core coded wire, gray PVC outer cover, 3/8" diameter
400 per ft. - 100, \$30.00
Add 20% postage for orders under 100'
Add 10% postage for orders over 100'

SPECIALS

2114L-4	\$1.65	4116-2	\$1.95
8080A	3.75	TMS9927NL	
Z 80A CPU	6.00	CRT CONTROLLER	99.95
8264 (14164-2) 64K RAM	8.95	6845	16.95
2732-32K ROM	11.95		

KEYBOARD EN + DECODE

MK4802 J3 2Kx8-RAM	10.95
93L422 BIPOLAR RAM	5.95

SPECIALS GOOD THRU JULY 1982

MINIATURE MULTI-TURN TRIMMING POTS

50, 100, 500, 1K, 50K, 250K \$75 each 3/\$2.00

NO. 30 WIRE WRAP WIRE

SINGLE STRAND 100' \$1.40

DIP SWITCHES

CTS 206 4 4 POSITION 1/25
CTS 206 7 7 POSITION 40
CTS 206 8 8 POSITION 1/50
CTS 206 10 10 POSITION 1/95

TOGGLE SWITCHES

1060 DPDT 1/10
206P DPDT CENTER OFF \$1.35

SCR'S

1.5A	5A	35A	110A
100	45	60	140
200	70	80	190
400	120	140	260
600	180	360	15.00

TRIACT'S

PRV 1A	10A	125A
100	45	80
200	84	130
400	130	190
600	200	1275

SFC 3301 - 50 PRV 30A

FAST RECOVERY DIODE (35ns) \$2.25
20KV 250MA DIODE \$1.90

SILICON POWER RECTIFIERS

PRV 1A	3A	12A	50A	125A	240A
100	.06	.14	.35	.90	4.25
200	.07	.20	.40	1.30	5.25
400	.09	.25	.65	1.50	6.50
600	.11	.30	.80	2.00	8.50
800	.15	.35	1.00	2.50	10.00
1000	.20	.45	1.25	3.00	12.50

CLOCK CHIPS

MM5314	\$4.75	MM5316	\$4.95
		MM5387AA	5.95

.5V at 800ma SOLAR CELLS

3" diameter \$4.35

7 SEGMENT DISPLAYS

F38C024 4 digit	DL-707 C.A. 3"	\$ 75
C.C. 2" display	FND810 B" CA	\$1.95
FND 359	FND803 B" CC	\$1.95
FND 503 C.A. 5"	MAN 5 C.C. Green	\$ 75
FND 510 C.A. 5"	MAN 82 C.A. Yellow	\$ 75
DL-704 3" C.C.		\$ 85

TRANSISTOR SPECIALS

2N1302 PNP GE TO-18	1.40
2N4004 PNP GE TO-18	3.10
HEP 80014 - PNP TO-3	5.85
TIP 111	1.50
TIP 145	1.95
2N6233 NPN SWITCHING POWER	5.95
WAFER 80044 - PNP TRANSISTOR NPN	1.40
2N3377 NPN S TO 3	5.00
2N3380 NPN S TO 3	5.10
2N3313 NPN Si RF	1.95
2N1996 PNP	3.10
2N1400 NPN S TO 5	3.10
2N2222 NPN S TO 18	5.10
2N2907 NPN S TO 18	5.10
2N3555 NPN S TO 3	6.00
2N3004 NPN S TO 3	6.00
2N3906 PNP S TO 9	6.10
2N5206 NPN S TO 220	5.50
2N4109 PNP S TO 220	5.50
TIP 318 NPN S TO 220	5.50
TIP 336 PNP Si	1.95
TIP 344 PNP Si	1.95
TIP 141 NPN Si UBB	5.60
MJE 3055	5.60

TTL IC SERIES

7400	17	7472	35	74163	60
7401	17	7473	35	74167	125
7402	17	7474	40	74171	160
7403	17	7475	40	74173	75
7404	24	7476	40	74174	65
7405	24	7480	45	74175	60
7406	33	7483	5		

Spartan Electronics Inc.



CALL (516) 499-9500 MAIL

6094 Jericho Tpke. Commack, N.Y. 11725

Remote T.V. Converter



PHILIPS 139.95 Ea.
4 & up 125.00
60 Channel
Wireless Control

Commodore Color-Sound-Graphics
VIC-20
\$259.

25 Pin "D" Subminiature Connectors

Solder Style
Male DB25P 2.69 Ea. Call for Qty.
Female DB25S 3.69 Ea. Pricing

Beckman 310 Digital Multimeter

135. 3 1/2" Digit LCD
- Instant Ohms
- 10 Amp Scale

Direct Connect Modem

ANCHOR AUTOMATION 99.
Signalman MK2

Surge Stopper Brooks

4 Outlet w/circuit bkr. led/sw \$59.79
1 Outlet \$43.50
Now you can have Maximum Protection for your sensitive electronic equipment.

Refurbished Monitors 12" diagonal
39.95

Philips ECG Transistors

ECG 102A 1.17 Ea. ECG 128 1.37 Ea.
ECG 121 2.27 Ea. ECG 152 1.76 Ea.
ECG 123AP .86 Ea. ECG 159 1.11 Ea.
Minimum Qty. (10) Items

Elephant Floppy Disks

Per Box 10 22.95

40 Channel VHF to UHF Block Converter

28.95 Ea.
24.95 4 & up

Volume Discounts

- Visa, MC, BAC, Amex, Check, COD, Money Order
- Add For Shipping

Min. Order \$10.00	to 75.00	\$2.50
Shipping Overseas 20% Add'l.	76.00 to 250.00	\$4.50
Prices subject to change without notice.	251.00 to 500.00	\$6.00
COD 2.00 Extra	501.00 to 750.00	\$8.50
	751.00 to 1000.00	\$12.00
	Over 1000.00	\$12.50

(516) 499-9500 Mon Th Tu W F Sa
9-8 9-6 9:30-5

ADVERTISING INDEX

RADIO-ELECTRONICS does not assume any responsibility for errors that may appear in the index below.

Free Information Number	Page
38	AMC Sales 95
19	AP Products, Inc. 22
—	Aaron Gavin 109
48	Abex 76
60	Active Electronics 113
62	Advance Computer Products 117
76	Advance Electronics 16,25,85
23	Advanced Tool Technology 36
64	All Electronics 126
41	Anders Percision Instrument Co., Inc. 110
11	Antenna Specialists 5
71	Arizona Electronics 137
—	BBC Metrawatt Goerz. 39-40
—	B.G. Micro 134
31	B&K Precision Dynascan Corp. 102
—	Karel Barta 111
13	Beckman Instruments Cover II
10	Blonder Tongue 87
—	Bullet Electronics 136
—	CIE, Cleveland Institute of Electronics 18-21
51	CRT Factory 76
20	Cambridge Learning 105
83	Chaney Electronics 126
—	Command Productions 114
5	Communications Electronics 2
—	Components Express 99
73	Computer Products & Peripherals Unlimited 130
68	Concord Electronics 116
—	Cook's Institute 114
—	Dage Scientific 114
—	Data Services Co. 118
58	Digi-Key Corp. 119
35	RL Drake Company 108
24	Electronic Rainbow, Inc. 26
79	Electronic Specialists, Inc. 130
—	Electronic Technology Today 103
—,74	Eto Electronics 116,135
44	Etronix 106
15	Fluke Mfg. Co., Inc. Cover IV
—	Fordham Radio 34-35,112
53	Formula International 128-129
—	Gilco International, Inc. 124
4	Global Specialties Corp. 42
—	Global TV Electronics 111
67	Godbout Electronics 114
—	Grantham College of Engineering .. 104
—	Grove Enterprises, Inc. 116
17	Hameg, Inc. 107
22	Hal Communications Corp. 24
82	Hal-Tronix 134
3	Hatachi Denshi America, Ltd. 33
29	Hickok Electrical Instruments 100
8,25	Heath Cover III,95
85	Hitech Electronics 136
45	Huntron Instruments 76
80	Information Unlimited 126
40	International Crystal 95
54,55	JDR, Microdevices 120-121,122-123
—	JS&A Group, Inc. 1
—	J&W Electronics 112
52	Jameco Electronics 132-133
42	Jan Crystal 98
59	John Bell Engineering, Inc. 131
21	Kartes Production 32
—	LT Sound 118
—	McGee's Radio 118
—	MHP, Inc. 118
7	Memotech Corp. 17
—	Microtenna Associates 112
—	Monarchy Engineering, Inc. 134
78	Mountain West Alarm 130
—	Multitech Electronics, Inc. 23

—	NRI Schools 8-11
—	NTS Schools 28-31
—	Nabih's, Inc. 106
12	Netronics 37
26	North American Soar 98
66	Omnitron Electronics 118
72	P.P.G. Electronics Co., Inc. 130
34	Pac-Tec Corp. 109
43	Paia Electronics 104
32	Panavise 86
9	Peterson Mfg. Co. 7
—	Phillips-Tech Electronics 112
81	Poly Paks 134
6	Pomona Electronics 27
30	Protecto Enterprises 94
61	Radio Shack 115
56	Ramsey Electronics 125
84	SCR Electronics, Inc. 136
46	SMP, Inc. 76
—	Sabadia Exports Corp. 114
27	H.W. Sams 100
—	Satellite TV 111
2	Sencore 88-91
—	Simple Simon Electronics 93
—	Sinclair Research Ltd. 15
69	Sintec Co. 124
63	Solid State Sales 137
—	Sound & Video Research 114
28	Spartan Electronics 138
75	Spectrum Electronics 136
16	Standard Communications 97
65	Stavis Electronics, Inc. 135
—	Suntronics Co., Inc. 116
57	Surplus Electronics 127
—	Tektronix 13
39	Telematic 98
33	Test Probes 86
36,37	Triplett Corp. 94
—	Triton 124
50	U.S. Modules 76
49	Ungar 76
18	Vaco 101
—	Wersi Electronics 112

MOVING?

Don't miss a single copy of **Radio-Electronics**. Give us:

Six weeks' notice

Your old address and zip code

Your new address and zip code

ATTACH LABEL HERE

name (please print)

address

city state zip code

Mail to: Radio-Electronics
SUBSCRIPTION DEPT., P.O. BOX 2520,
BOULDER, COLO. 80322

HEATH/ZENITH & YOU... ONE STRONG PARTNERSHIP.

Buying a computer is only the beginning of a long-term partnership between you and the people from whom you buy. Your ongoing need for software, peripherals and accessories requires a partner who will stand by you. With a growing line of products to meet your needs with professional service and support, Heath/Zenith is that strong partner. Look at what we have to offer:

THE ALL-IN-ONE COMPUTER – The heart of the Heath/Zenith line is the stand-alone *89 Computer*. It's a complete system with built-in 5.25-inch floppy disk drive, professional keyboard and keypad, smart video terminal, two Z-80 micro-processors and three RS-232C Serial I/O Ports. It comes with 48K bytes of RAM, expandable to 64K.

PERIPHERALS AND ACCESSORIES – These include the popular *Heath/Zenith 19 Smart Video Terminal*, loaded with professional features. We also offer color and black and white monitors, modems, computer language courses, and high-speed typewriter-quality printers.



SOFTWARE – Our complete library of software includes the SuperCalc Spreadsheet and Condor Data Base Management System.

Word processing, includes three different programs. *Small Business Programs* feature Peachtree's P5 Series, General Ledger and Inventory Control. *HUG, Heath Users' Group*, offers members a library of over 500 low-cost programs for home, work or play.



PROGRAMMING LANGUAGES – To write your own programs, Microsoft BASIC (compiler and interpreter), FORTRAN and COBOL Languages are available.

APPLICATIONS SOFTWARE – Expand the performance range of your computer with a broad selection of software, including the best of *Digital Research* and *Micropro* – as well as the complete line of *Softstuff™* products.

OPERATING SYSTEMS – Three versatile systems give you the capability to perform your specific tasks. *CP/M* by *Digital Research* makes your system compatible with thousands of popular CP/M programs. *UCSD P-System with Pascal* is a complete program development and execution environment. And *HDOS, Heath Disk Operating System* gives you a sophisticated flexible environment for program construction, storage and editing.

DISK SYSTEMS – The new *Heath/Zenith 67 Winchester Disk System*, for commercial use, adds nearly 11 megabytes of storage to your 89 computer. It includes an 8-inch



floppy disk drive for data portability. The new 5.25-inch 37 disk system, available with 1 or 2 drives, adds up to 1.28 megabytes of storage. Both plug-in systems have write protection.



SERVICE AND SUPPORT – Prompt and professional service and assistance is available nationally through Heathkit Electronic Centers, Zenith Data Systems for commercial users or through Heath factory servicing and phone-in technical assistance.

Complete, integrated computer hardware and software, designed to serve and grow with you – that's what to look for in a strong partner. And with Heath/Zenith, you get it all.

Heath/Zenith computer products are sold nationwide through Heathkit Electronic Centers* (check your white pages for locations). For a FREE colorful full-line catalog, write: Heath Co., Dept. 020-914, Benton Harbor, MI 49022.



HEATH/ZENITH

Your strong partner



Product specifications are subject to change without notice.
Heath Company and Veritechnology Electronics Corporation are wholly-owned subsidiaries of Zenith Radio Corporation
*Heathkit Electronic Centers are operated by Veritechnology Electronics Corporation

CP-210R1

CIRCLE 8 ON FREE INFORMATION CARD

www.americanradiohistory.com

"No one else gives you as many functions in a handheld DMM."

Now you can move up to Fluke."

We've got great news for people who've been holding out for a high quality, high performance DMM at a moderate price: Fluke's new nine-function model D 804 is now available at select electronics supply stores.

With a suggested U.S. price of only \$249 and features you won't find in any other handheld DMM, the D 804 is an exceptional value. Here's why.

Logic level and continuity testing: A real time-saver for troubleshooting passive circuits in pcb's, cables, relay panels and the like. The D 804 has a switch-selectable audible tone and visual symbols to indicate continuity or logic levels.

Direct temperature readings in °C: Used with any K-type

thermocouple, the D 804 delivers fully-compensated readings in °C from -20°C to +1265°C, for checking heating and refrigeration systems.

Peak hold feature captures transients: A short-term memory in the D 804 captures and holds the peak reading of a motor starting current.

And more: 0.1% basic dc accuracy, conductance, 26 measurement ranges, battery, safety-designed test leads and a one year parts and labor warranty. A full line of accessories is also available to extend the measurement capabilities of your DMM.

Ask your dealer about the powerful, versatile D 804 and the rest of Fluke's new Series D line of low-cost digital multimeters.



From the world leader in DMM's. Now we've designed one for you.



Suggested U.S. list price
technical data circle No. 15
1264-1/D804
RE 7/82

If your dealer doesn't carry Series D
Multimeters yet, call this number. We'll be
happy to tell you who does. 1-800-426-0361

FLUKE[®]

www.americanradiohistory.com