

Radio-^{IND}Electronics

THE MAGAZINE FOR NEW IDEAS IN ELECTRONICS

COVER STORY

FUNCTION GENERATOR

Sine, square and triangular waveforms from 2 Hz to over 200 kHz plus external sweep mode makes this a great addition to your workbench. Turn to page 37.

BURGLAR ALARM

Protect your home and family with this feature-packed perimeter alarm. Construction starts on page 41.

FREQUENCY PROBE

Using special construction techniques, a complete frequency counter built into a probe. Story starts on page 67.

CASES AND CABINETS

Save these handy charts and use them to select the best enclosure for your next project. Turn to page 45.

VIDEO RECORDERS

Buying, installing and using VTR's. What you should know starts on page 60.

PLUS

- ★ R-E Tests
Marantz 2265B AM/FM Receiver
- ★ R-E Tests
Shure SME 3009-III Pickup Arm
- ★ Prototype Module System
- ★ CET Test
- ★ Computer Corner
- ★ Hobby Corner
- ★ Service Clinic
- ★ State Of Solid State



A
GERNSBACK
PUBLICATION

Yesterday you could admire LED digital tuning in short wave.* Today you can afford it.



Introducing Panasonic's Command Series™ top-of-the-line RF-4800. Everything you want in short wave. Except the price. Like a five-digit LED frequency display. It's so accurate (within 1 kHz, to be exact), you can tune in a station, even before it's broadcasting. And with the RF-4800's eight short wave bands, you can choose any broadcast between 1.6 and 31 MHz. That's the full frequency range. That's Panasonic.

And what you see on the outside is just a small part of what Panasonic gives you inside. There's a double superheterodyne system for enhanced reception stability and selectivity as well as image rejection. An input-tuned RF amplifier with a 3-ganged variable tuning capacitor for exceptional sensitivity and frequency linearity. Ladder-type ceramic filters to reduce frequency interference. And even an antenna trimmer that changes the front-end capacitance for maximum reception from minimal broadcast signals.

To help you control all that sophisticated

circuitry, Panasonic's RF-4800 gives you all these sophisticated controls. Like an all-gear-drive tuning control to prevent "backlash." Separate wide/narrow bandwidth selectors for optimum reception even in crowded conditions. Adjustable calibration for easy tuning to exact frequencies. A BFO pitch control. RF-gain control for increased selectivity in busy signal areas. An ANL switch. Even separate bass and treble controls.

And if all that short wave isn't enough. There's more. Like SSB (single sideband) amateur radio. All 40 CB channels. Ship to shore.

Even Morse communications. AC/DC operation. And with Panasonic's 4" full-range speaker, the big sound of AM and FM will really sound big.

The RF-4800. If you had a short wave receiver as good. You wouldn't still be reading. You'd be listening.

*The ability to receive short wave broadcasts will vary with antenna size, time of day, operator's geographic location and other factors. You may need an optional outside antenna to receive distant short wave broadcasts.

Panasonic
just slightly ahead of our time.



CIRCLE 58 ON FREE INFORMATION CARD



LCD Alarm Chronograph

The accuracy of the Greenwich observatory... with greater split-second precision than the finest Swiss stopwatch... plus the convenience of a 24-hour alarm and personal reminder system.

This new LCD Alarm Chronograph is truly extraordinary. It does more and does it better than any other watch. With a bold, impressive appearance that reflects its uncommon ability.

An Extraordinary Value

The only thing about it that's not extravagant is its price. It's actually \$200.00 less than the only watch that comes even close to its usefulness and accuracy.

Quartz Crystal Time . . . The LCD Alarm Chronograph gives you accuracy to ± 60 seconds a year. Quartz crystal accuracy that would have been considered sensational *per month* in earlier micro-electronic watches. And is still not available in models selling for as much as \$500.00 and \$1000.00.

Electronic Calendar . . . So, you always have exactly the right time on display. In hours, minutes and running seconds. Without pushing a button. Touch the button and the seconds are replaced with either the day or the date. Of course, the electronic calendar adjusts automatically for the number of days in the month. Then, so you can see when it's dim or you're in the dark, the face lights up.

24 Hour Alarm

Of all the features available in digital watches today, an alarm system like this is the one that's most wanted. And no wonder. It will wake you; remind you of your appointments, phone calls and meetings (or break one up that's been going on too long). It's really important enough all by itself to warrant your getting a new watch.

You can set this alarm for any minute of any hour. Day or night. In all, 1440 positions are available—easily and instantly. Then, unless you change or deactivate it, the alarm will sound for a full minute at the same time every



Set to ring at 11:45 P.M.

day. With an insistent, though pleasant, beep. To check if the alarm is set and for what time, just touch the alarm button.

Most remarkable of all, on this direct-by-mail offer from Douglas Dunhill, it's like getting the alarm free!

Three Different Chronographs

As to the chronograph, or split-second timer, its precision is so fine, it borders on the infinitesimal. Imagine, it enables you to time an event to one-hundredth of a second. Any event. Because unlike most chronographs, which work in either one or at most two ways, this one stops

time—as explained to the far right—in three different ways. This extraordinary versatility makes the LCD Chronograph with its highly sophisticated micro-computer chip the ideal instrument for doctors, pilots, motion picture directors and photographers, sound and efficiency engineers, sportsmen of course, and every executive who wants the ability to command time to stand still.

Only \$100

Right now, the only other watch with all these features is the Seiko. And it regularly sells for \$299.95. Over two hundred dollars more—even though its chronograph is accurate to only a tenth of a second.

This incomparable value is what convinced us. And we're one of the oldest and largest mail merchandisers in America. (Of course, only after exhaustive quality control tests.) After all, what would you say to a salesman in a store about a price comparison like this? Never mind your reaction when he tried to explain that this was a finer, more accurate fully electronic solid state watch than many that sell for as much as \$1000.00.

30 Day Trial

With us, buying by mail, you can prove all this to your own satisfaction without risking one cent. You have thirty days to put it to the test:—to confirm it won't gain or lose five seconds a month, prove the convenience of the alarm, satisfy yourself that the chronograph is as useful as it is easy to operate. More, to compare it with any watch at any price, and to send it back for a complete refund if the value is not as great as we say, if it doesn't arouse the admiration and fascination of your friends, win your own pleasure and satisfaction.

Chrome or Gold Plated

So, order your LCD Alarm Chronograph today. The price, including shipping, handling, insurance and a handsome gift case is just \$100.00. In chrome- or gold-plated stainless steel with a matching, extremely comfortable adjustable band, the LCD Alarm Chronograph comes with a full ONE YEAR Limited Warranty. We also promise to service it to your satisfaction at any time. Remember, too, the printed circuitry eliminates all moving parts and normal servicing, and assures you of years of trouble-free performance.

800-325-6400 OPERATOR #07
(Missouri residents call 800-342-6600)

To order by credit card, call the toll free number above. Send your check to Douglas Dunhill at the address below. (New York and Illinois residents add the appropriate sales tax.)

Three-Way Chronograph System

No other instrument, at any price, gives you greater precision than the 1/100th of a second accuracy of the new LCD Alarm Chronograph; or greater versatility and flexibility in timing an event from a fraction of a second to one full hour. Only with the micro-electronic revolution could you have three separate chronographs in one sleek, superbly styled timepiece.



Timed to 54 minutes and 14.85 seconds

#1 Add Time . . . is the stop watch mode. You'll use it to time everything from a phone call to the length of a meeting. How long your car's been at a parking meter, the time you've been jogging or exercising, even the time it takes a quarterback to set up and throw. With Add Time, you can stop when necessary, like a time out in basketball, and start again when the action begins. Try it the next time you prepare a speech.

#2 Split Time . . . is the mode you'll use to get the time of each contestant across the finish line, or to get the time for the 1/4 or the 1/2 or any interim. On Split Time the chronograph is actually stopped and running at the same time, so you can use it to figure the time of a pit stop, for example, and still get the over-all time of the race.

#3 Lap Time . . . is used in a relay race, for example. It stops to measure an event and simultaneously starts again from zero. So, the instant a runner passes the baton you stop the chronograph; this gives you his time while the Lap Timer automatically starts counting the next runner's time. Any event can be split into its component parts this way, from a rocket launch to a production process. In a football game you can get the exact time it takes a punter to kick the ball, the time the ball's in the air, the time of the runback. With Lap Time, you can separate the time of elements that cannot be separated in any other way.

Within minutes, you'll be able to master each of these 3 modes. In days, find innumerable business and personal uses. Take 30 days to prove it to yourself.

Be sure to specify chrome or gold. You'll have the precise time, absolute control over time, plus ample warning when it's time to do anything. And the pride that comes with wearing a watch that's second to none.



Dept. 80-5302
4225 Frontage Road • Oak Forest, IL 60452

CIRCLE 89 ON FREE INFORMATION CARD

www.americanradiohistory.com

Burglar Alarm Breakthrough



A new computerized burglar alarm requires no installation and protects your home or business like a thousand dollar professional system.

The Midex security computer looks like a handsome stereo system component and measures only 4" x 10½" x 7."

It's a security system computer. You can now protect everything—windows, doors, walls, ceilings and floors with a near fail-safe system so advanced that it doesn't require installation.

The Midex 55 is a new motion-sensing computer. Switch it on and you place a harmless invisible energy beam through more than 5,000 cubic feet in your home. Whenever this beam detects motion, it sends a signal to the computer which interprets the cause of the motion and triggers an extremely loud alarm.

The system's alarm is so loud that it can cause pain—loud enough to drive an intruder out of your home before anything is stolen or destroyed and loud enough to alert neighbors to call the police.



The powerful optional blast horns can also be placed outside your home or office to warn your neighbors.

Unlike the complex and expensive commercial alarms that require sensors wired into every door or window, the Midex requires no sensors nor any other additional equipment other than your stereo speakers or an optional pair of blast horns. Its beam actually penetrates walls to set up an electronic barrier against intrusion.

NO MORE FALSE ALARMS

The Midex is not triggered by noise, sound, temperature or humidity—just motion—and since a computer interprets the nature of the motion, the chances of a false alarm are very remote.

An experienced burglar can disarm an expensive security system or break into a home or office through a wall. Using a Midex system there is no way a burglar can penetrate the protection beam without triggering the loud alarm. Even if the burglar cuts off your power, the four-hour rechargeable battery pack will keep your unit triggered, ready to sense motion and sound an alarm.

DEFENSE AGAINST PEEPING TOMS

By pointing your unit towards the outdoors from your bedroom and installing an outside speaker, light, or alarm, your unit can sense a peeping Tom and frighten him off. Pets are no problem for the Midex. Simply put them in one section of the house and concentrate the beam in another.

When the Midex senses an intruder, it remains silent for 20 seconds. It then sounds the alarm until the burglar leaves. One minute

after the burglar leaves, the alarm shuts off and resets, once again ready to do its job. This shut-off feature, not found on many expensive systems, means that your alarm won't go wailing all night long while you're away. When your neighbors hear it, they'll know positively that there's trouble.

PROFESSIONAL SYSTEM

Midex is portable so it can be placed anywhere in your home. You simply connect it to your stereo speakers or attach the two optional blast horns.

Operating the Midex is as easy as its installation. To arm the unit, you remove a specially coded key. You now have 30 seconds to leave your premises. When you return, you enter and insert your key to disarm the unit. You have 20 seconds to do that. Each key is registered with Midex, and that number is kept in their vault should you ever need a duplicate. Three keys are supplied with each unit.

As an extra security measure, you can leave your unit on at night and place an optional panic button by your bed. But with all its optional features, the Midex system is complete, designed to protect you, your home and property just as it arrives in its well-protected carton.

The Midex 55 system is the latest electronic breakthrough by Solfan Systems, Inc.—a company that specializes in sophisticated professional security systems for banks and high security areas. JS&A first became acquainted with Midex after we were burglarized. At the time we owned an excellent security system, but the burglars went through a wall that could not have been protected by sensors. We then installed over \$5,000 worth of the Midex commercial equipment in our warehouse. When Solfan Systems announced their intentions to market their units to consumers, we immediately offered our services.

COMPARED AGAINST OTHERS

In a recent issue of a leading consumer publication, there was a complete article written on the tests given security devices which were purchased in New York. The Midex 55 is not available in New York stores, but had it been compared, it would have been rated tops in space protection and protection against false alarms—two of the top criteria used to evaluate these systems. Don't be confused. There is no system under \$1,000 that provides you with the same protection.

YOU JUDGE THE QUALITY

Will the Midex system ever fail? No product is perfect, but judge for yourself. All components used in the Midex system are of aerospace quality and of such high reliability that they pass the military standard 883 for thermal shock and burn-in. In short, they go through the same rugged tests and controls used on components in manned spaceships.

Each component is first tested at extreme

tolerances and then retested after assembly. The entire system is then put under full electrical loads at 150 degrees Fahrenheit for an entire week. If there is a defect, these tests will cause it to surface.

PEOPLE LIKE THE SYSTEM

Wally Schirra, a scientist and former astronaut, says this about the Midex 55. "I know of no system that is as easy to use and provides such solid protection to the homeowner as the Midex. I would strongly recommend it to anyone. I am more than pleased with my unit."

Many more people can attest to the quality of this system, but the true test is how it performs in your home or office. That is why we provide a one month trial period. We give you the opportunity to see how fail-safe and easy to operate the Midex system is and how thoroughly it protects you and your loved ones.

Use the Midex for protection while you sleep and to protect your home while you're away or on vacation. Then after 30 days, if you're not convinced that the Midex is nearly fail-safe, easy to use, and can provide you with a security system that you can trust, return your unit and we'll be happy to send you a prompt and courteous refund. There is absolutely no obligation. JS&A has been serving the consumer for over a decade—further assurance that your investment is well protected.

To order your system, simply send your check in the amount of **\$199.95** (Illinois residents add 5% sales tax) to the address shown below. Credit card buyers may call our toll-free number below. There are no postage and handling charges. By return mail you will receive your system complete with all connections, easy to understand instructions and a one year limited warranty. If you do not have stereo speakers, you may order the optional blast horns at **\$39.95** each, and we recommend the purchase of two.

With the Midex 55, JS&A brings you: 1) A system built with such high quality that it complies with the same strict government standards used in the space program, 2) A system so advanced that it uses a computer to determine unauthorized entry, and 3) A way to buy the system, in complete confidence, without even being penalized for postage and handling charges if it's not exactly what you want. We couldn't provide you with a better opportunity to own a security system than right now.

Space-age technology has produced the ultimate personal security computer. Order your Midex 55 at no obligation, today.

JS&A NATIONAL SALES GROUP

Dept. RA One JS&A Plaza
Northbrook, Ill. 60062 (312) 564-7000
Call TOLL-FREE 800 323-6400
In Illinois Call (312) 564-7000

© JS&A Group, Inc., 1978

CIRCLE 14 ON FREE INFORMATION CARD
www.americanradiohistory.com

Radio-Electronics®

THE MAGAZINE FOR NEW IDEAS IN ELECTRONICS

Electronics publishers since 1908

OCTOBER 1978 Vol. 49 No. 10

SPECIAL SECTION HI-FI STEREO

- 49 **FM Tuners Buying Guide**
Everything you ever needed to know before you buy your next FM tuner.
- 56 **FM Tuner Directory**
Listing of FM tuners and their specifications makes buying a new one an easier choice.
- 63 **R-E Lab Tests SME Pickup Arm**
"Supurb" sound quality is the rating for this \$294 arm.
- 64 **R-E Lab Tests Marantz 2265B Receiver**
Overall sound quality rates an "Excellent"

BUILD ONE OF THESE

- 37 **Function Generator For Your Bench**
Sine, square and triangle waves from 2 to 200,000 Hz. A project that's fun to build and easy to complete.
- 41 **Electronic Security Alarm**
Easy-to-build system features both open- and closed-loop wiring—uses COSMOS IC's.
- 67 **Digital Frequency Probe**
It looks like a fat ball point pen, but it's really a self-contained digital frequency meter. You'll want one for your shirt pocket.
- 74 **Modules For Experimenters**
Snap-together module system makes it easy to build up experimental circuits with digital IC's.

GENERAL ELECTRONICS

- 4 **Looking Ahead**
Tomorrow's news—today.
- 45 **Cabinets For Your Projects**
A directory of enclosures you can use to house your projects.
- 60 **Videotape Recorders**
Typical user questions and expert answers cover all aspects of video recording from antennas to warranties.
- 80 **Hobby Corner**
How to keep IC projects tiny.
- 82 **State-Of-Solid State**
A look at IC peak-detectors and how they work.

COMPUTERS

- 78 **6800 Computer Corner**
Hardware and software viewpoints.

TELEVISION

- 84 **Jack Darr's Service Clinic**
Cutoff problems are often overlooked when troubleshooting a chassis.
- 84 **Service Questions**
R-E's Service Editor solves reader problems.

EQUIPMENT REPORTS


- 26 **EICO Model 242 FET-TVOM**
- 32 **McKay Dymek Model DR22 Communications Receiver**

DEPARTMENTS

- | | | | |
|-----|----------------------------------|-----|-------------------------|
| 136 | Advertising Index | 16 | Letters |
| 14 | Advertising Sales Offices | 108 | Market Center |
| 96 | Computer Products | 6 | New & Timely |
| 98 | Hi-Fi Products | 99 | New Literature |
| 137 | Free Information Card | 94 | New Products |
| | | 102 | Next Month |

ON THE COVER

Compact function generator has a place on every readers bench. It delivers sine, square and triangle waves with minimal distortion. Build your unit from the details in this issue. The article starts on page 37.



VIDEOCASSETTE RECORDERS ARE IN. This Q & A story answers typical user questions about this exciting new consumer electronics product. For all the answers, fast-forward to page 62



KEEP IC PROJECTS SMALL. It's easy to do once you know the basics. This month's Hobby Corner tells all. Turn to page 80 now.

Radio-Electronics, Published monthly by Gernsback Publications, Inc., 200 Park Avenue South, New York, NY 10003. Phone: 212-777-6400. Second-class postage paid at New York, NY and additional mailing offices. One-year subscription rate: U.S.A. and U.S. possessions, \$9.98, Canada, \$12.98. Other countries, \$14.98. Single copies \$1.00. © 1978 by Gernsback Publications, Inc. All rights reserved. Printed in U.S.A.

Subscription Service: Mail all subscription orders, changes, correspondence and Postmaster Notices of undelivered copies (Form 3579) to Radio-Electronics Subscription Service, Box 2520, Boulder, CO 80322.

A stamped self-addressed envelope must accompany all submitted manuscripts and/or artwork or photographs if their return is desired should they be rejected. We disclaim any responsibility for the loss or damage of manuscripts and/or artwork or photographs while in our possession or otherwise.

As a service to readers, Radio-Electronics publishes available plans or information relating to newsworthy products, techniques and scientific and technological developments. Because of possible variances in the quality and condition of materials and workmanship used by readers, Radio-Electronics disclaims any responsibility for the safe and proper functioning of reader-built projects based upon or from plans or information published in this magazine.

Looking ahead

U.S. VCR plant? Home videocassette recorders are now available in the United States under 15 different brand names, including those of the top American TV set manufacturers. And every blessed one of them is made in Japan. So now, with the American home VCR market on the brink of a major explosion, one company says it's going to start home VCR production in California in 1979 or 1980 for sale in the United States and throughout the world. An American company? No. A Japanese company? No. It's BASF Systems, a subsidiary of the German electronics and chemical giant, which plans to produce a lightweight, battery-operated home VCR which isn't compatible with either current format (Beta or VHS).

The new recorder will be pushed as the "8mm video recorder." It's the system which has been known as LVR (longitudinal video recording) and was described in an eyewitness report from Berlin in this column last December. It uses an extremely compact single-reel cassette with only one precision part, containing 8-mm-wide tape (just under one-third inch) which passes a fixed head at 160 ips. The narrow tape contains 48 longitudinal video tracks and 96 audio tracks, changes direction and switches tracks 47 times for 2 hours of recording time (each pass across the head takes 2½ minutes). BASF sees its initial VCR weighing about 10 pounds, envisions a future unit built into a CCD color camera.

In addition to portability, BASF sees these advantages for its system: (1) Low cost and simplicity because it uses a single fixed head. (2) Rapid duplication of pre-recorded material, since all tracks may be laid down in one pass, in effect recording at ¼ of real time. (3) Easy adaptability to digital recording. On this latter point, a BASF official indicated a digital version could be the second generation, and therefore the company isn't seriously considering the use of metal tape.

New color TV's: Higher-resolution large-screen picture tubes, increased use of electronic tuning and remote control, more microprocessor circuitry—those are among major trends in the 1979 TV models. Magnavox gets credit for introducing what appears to be the only completely new feature. Included in 19- and 25-inch sets with the *Computer Color 330* chassis is a comb filter system which Magnavox says has never before been used in home color TV receivers. By using this system to prevent interference between chrominance and luminance signals, Magnavox says it has increased resolution by 25%, from 260 to 330 lines horizontally, and also has gotten rid of crawling dots and swirly red patterns in scenes with vertically striped objects. Magnavox's *Computer Color 330* sets have filter switches, which make it easy for dealers to demonstrate this feature—and at the demonstration I viewed, at least, it was an impressive feature.

Slot-mask picture tubes with in-line guns, which now have completely taken over the below-19-inch field, have finally come to the large-screen area in the United States. Most of them are 100-degree tubes with tri-potential guns designed to achieve a small spot size, as pioneered by Zenith and later adopted by Sylvania. The new large-screen 100-degree tubes are featured in sets under the brand

names of Admiral, Magnavox, Montgomery Ward, Quasar, Panasonic and Zenith.

Every TV brand now uses at least two different electronic tuning systems. Almost all employ the single-knob approach in the mid-cost range of their products, moving to the random-access calculator-type keyboard or simple up-down channel-scan buttons at the higher end. There's some indication that AFT (or AFC, if you prefer) may be on the way out. Several brands use frequency synthesizers, quartz crystal control or microprocessors to eliminate fine tuning altogether. Some microprocessor signal-searching sets automatically tune once to every occupied station in the area, then "remember" the frequency.

Vertical interval reference (VIR) color systems have been adopted by more manufacturers. Originally developed by General Electric, the tuning system—including new versions using chips by Matsushita and Sanyo—can now be found in sets by Panasonic, Quasar, J.C. Penney, Sanyo and Sylvania. Most of them have conventional auto-color tracking circuits designed to take over and assure color consistency in the absence of a VIR signal.

Toshiba has introduced a programmable 21-inch color console, which permits the logging of a day's viewing up to 16 shows in advance. The set switches on, changes channels and switches off automatically. The receiver may also be programmed to repeat eight program selections daily. This isn't quite a first on the American market—Heath has a programmable set.

Electronic photography: The 3,400-outlet Fotomat chain, whose entire business is based upon the nation's photographic hobby, sees electronics practically wiping out the reason for its existence in the next decade or so. Instead of trying to lick the electronic monster, it's decided to join the revolution. That may be an oversimplification, but Fotomat Chairman Richard Irwin says he expects to see the introduction of a combination color TV camera and video recorder in the next five years, probably killing home film movies and possibly still photography as well. With this frank forecast, Fotomat announced its entry into the video business—it will sell blank cassettes, prerecorded cassette programming and will transfer home movies and slides to cassette. Fotomat's 8mm-to-cassette prices are about half those of its competitors—\$8.75 for eight 50-foot reels, plus the cost of the cassette, additional 50-foot reels transferred for 50 cents each. Fotomat has installed automatic equipment, will transfer film to tape on an assembly-line basis, with automatic color correction and compensation for incorrect exposure.

The largest previous entry into the field, S/T Tape Duplication Co., a Sony affiliate, said it welcomed Fotomat into the field. S/T pointed out that all of its transfers were custom jobs, as befits the nature of valuable "family archive" home-movie footage. S/T forecast the field would settle down to two different price and quality levels, "just as Kodak film processing generally costs about twice as much as what you get in the supermarket or by mail-order."

DAVE LACHENBRUCH
CONTRIBUTING EDITOR



Totally Integrated, Entirely Self-Contained

THE PET™ PERSONAL COMPUTER

With technology so advanced,
Concept so remarkable,
Operation so utterly simple,
Cost so incredibly low.

The PET has given rise to a brand new era...
The Age of the Personal Computer

HIGH SPEED PRINTER
ACCESSORY

Immediate Delivery

FEATURING AN IEEE-488 BUS

THE PET has become the standard for the personal computer industry. Consumer and business publications have lauded its discovery. POPULAR SCIENCE and PLAYBOY have given special tribute to the "mind-boggling" PET.

IN A LEAGUE WITH IBM, HP AND WANG MINICOMPUTERS

THE PET is a minicomputer and should not be confused with game products that hook up to household T.V.'s. What sets it apart from other computers is price. While others cost from \$11,000 to \$20,000 and more, THE PET, with similar power, costs only \$795.00.

Features an IEEE-488 Bus—like HP's mini and full size computers. This standard data and control channel permits direct connection to many peripherals. Over 120 pieces of compatible equipment such as counters, timers, spectrum analyzers, digital voltmeters and printer plotters, from HP, Philips, Fluke, and Tectronix, etc., are currently available.

RDM Magazine, January 1978, writes, "THE PET comes out of the box, plugs into the wall, and is ready to use." It is equipped with a CRT video display with reverse and blink features, an alpha-numeric keyboard with complete graphics and a built-in standard cassette tape deck.

THE PET has 8K bytes of RAM (user memory). Optional expansion permits expansion to 32K. And, it has 14K bytes of ROM (program memory).

THE PET COMMUNICATES IN BASIC. THE EASIEST COMPUTER LANGUAGE

If THE PET wants you to press a key, it will flash, "Press such and such", on the display. You speak back to it through its full size 73-key keyboard.

EXTENSIVE CHARACTER ORIENTED GRAPHICS

The unit features a 9-inch, high resolution, 1000 character CRT. Characters are arranged 40 columns by 25 lines on an 8 x 8 matrix for superb graphics.

WHAT IS THE PET REALLY FOR?

It is the single most important teaching device for any computer related subject. It will entertain the most sophisticated data application, or the simplest inquiry/response assignment. **IN THE LAB** it handles instrumentation, process monitoring, and more. A number of Fortune 500 companies have already made it an integral part of their lab and general office system.

TECHNICAL SPECIFICATIONS

MEMORY

Random Access Memory (user memory): 8K internal, expandable to 32K bytes
Read Only Memory (operating system resident in the computer): 14K bytes
8K-BASIC interpreter program, 4K-Operating system, 1K-Diagnostic routine

VIDEO DISPLAY UNIT

9" enclosed, black & white, high resolution CRT
1000 character display, arranged 40 columns by 25 lines
8 x 8 dot matrix for characters and continuous graphics
Automatic scrolling from bottom of screen
Winking cursor with full motion control
Reverse field on all characters
64 standard ASCII characters; 64 graphic characters

KEYBOARD

9 1/2" wide x 3" deep; 73 keys
All 64 ASCII characters available without shift.
Calculator style numeric key pad
All 64 graphic and reverse field characters accessible from keyboard (with shift)

Screen Control: Clear and erase
Editing: Character insertion and deletion

CASSETTE STORAGE

Fast Commodore designed redundant-recording scheme, assuring reliable data recovery

As a **BUSINESS TOOL** it will: Maintain ledgers. Keep payroll records. Create P & L's. Control inventory. Store and analyze sales data. Draw bar graphs. Issue invoices. Hook up to on-line computer system. **AT-HOME** it will: Compute state and federal tax returns. Make heat and insulation analyses. Keep Christmas lists. Keep checkbook and finances up to date. A variety of games, from Blackjack to Galaxy, is currently available.



Bar Graphs



Teaching Trigonometry



Black Jack



Amortization Chart

HIGH SPEED PET PRINTER

This powerful word processor prints hardcopies, invoices, computer correspondence. Faster than an IBM Selectric, THE PET Printer delivers 60 characters per second at a sustained rate—with upper and lower case capability. Characters are one-eighth inch tall and are printed in a 7 x 8 dot matrix. The printer uses a standard 8 1/2" wide paper roll. And, it is only \$695.00.

PERIPHERAL SECOND CASSETTE

This optional component expands storage and increases flexibility. Only \$99.95.

MILES OF SOFTWARE

Many programs are available now, including, "BASIC BASIC" which shows how to write a program. You can develop your own programs to meet personal requirements.

Cassette drive modified by Commodore for much higher reliability of recording and record retention
High noise immunity, error detection, and correction
Uses standard audio cassette tapes
Tape files, named

OPERATING SYSTEM

Supports multiple languages (BASIC resident)
Machine language accessibility
File management in operating system
Cursor control, reverse field, and graphics under simple BASIC control
Cassette file management from BASIC
True random number generation or pseudo random sequence

INPUT/OUTPUT

All other I/O supported through IEEE-488 instrument interface for peripherals
I/O automatically managed by operating system software
Single character I/O with GET command
Easy screen line-edit capability
Flexible I/O structure for BASIC expansion with peripherals

BASIC INTERPRETER

8K BASIC: 20% faster than most other 8K BASICS
Upward expansion from BASIC language
Strings, integers, multiple dimension arrays
10 significant digits; floating point
Direct memory access: PEEK and POKE commands

DIMENSIONS

16" wide; 18 1/2" deep; 14" high. Weight: 44 lbs.

GAME PROGRAMS ARE \$9.95 EACH:

- Black Jack
- Draw Poker
- Galaxy Games
- Space Flight
- Target Bong, Off-The-Wall
- Lunar Lander, Wumpus, Rotate, Tic-Tac-Toe
- Osero, Reverse
- Spacetrek
- Kingdom

PROGRAMS AT \$14.95 EACH:

- Mortgage Analysis
- Diet Planner and Biorhythm
- Basic Basic by Lodewyck and James

PROGRAMS AT \$24.95 EACH:

- Basic Investment Analysis—loans, annuities, return on regular and irregular sequences of payments, calendar calculations
- Stock Portfolio Recordkeeping and Analysis—keeps track of buys, sells, and dividends. Calculates current value, rates of return
- Checkbook Recordkeeping and Analysis—keeps track of checks and deposits. Analyzes expenses by date and type

PROGRAMS AT \$29.95 EACH:

- Basic Math Package—matrix addition, multiplication, determinants and inverses to 16 x 16, solution of simultaneous linear equations, vector and plane geometry calculations, integration by trapezoidal, Simpson's rule or Gaussian quadrature, differentiation
- Basic Statistics Package—mean, median, variance, standard deviation, skewness, kurtosis, frequency distribution, linear regression, T-tests, correlation analyses

FREE ORIENTATION PACKAGE

Your PET comes complete with two programs and an easy-to-follow instruction manual. By working through the routines you will quickly discover how easy it is to gain command of your personal computer.

SERVICE WORLDWIDE

Because your PET is self-contained and compact, professional factory service is never far away. If major service is required, the unit can simply be returned by UPS to an authorized Commodore PET clinic.

To order your PET send check or money order for \$795.00 plus \$20.00 for shipping and insurance. To order the PET Printer, add \$695.00 plus \$12.00 for shipping and insurance. The Second Cassette is \$99.95. No shipping and insurance charges are required when ordering a second cassette or programs with your PET. Credit card orders are invited to call our toll free number below. Orders will be accepted on our TELEX, No. 25-5268.

Use THE PET for 30 days with no obligation. If, for any reason, you are not satisfied, return it for a prompt and courteous refund.

ORDER DIRECT

CREDIT CARD ORDERS CALL TOLL FREE

800-323-2272

ILLINOIS RESIDENTS CALL: 312-595-0461

TELEX ORDERS: 25-5268

Order your PET, Printer Accessory, Second Cassette and Programs from Contemporary Marketing at:

790 MAPLE LANE DEPT RE-10
BENSENVILLE, ILLINOIS 60106

Contemporary
Marketing Inc.

©CMI 1978/85

Five broadcasters receive Marconi Gold Medal awards

The Veteran Wireless Operators Association (VWOA) recently presented Marconi Memorial Gold Medals to five men in honor of their efforts on behalf of the field of electronic communications.

The five Marconi Medal recipients were: John T. Wilner, M. Harvey Strichartz, George W. Bartlett, Robert J. Doherty and Dr. Joseph V. Charyk. Dr. Charyk was presented with the DeForest Audion Medal for his work in space exploration and international TV communications.



WINNER OF THE MARCONI DEFOREST GOLD MEDAL at Veteran Wireless Operators Association dinner is Dr. Joseph V. Charyk (right). Presenting the award is Jack Poppele (left), Association chairman.

The VWOA membership is drawn mainly from professional radio pioneers, many of whom started their careers in radio as wireless operators during World War I.

FCC investigates solutions to "junk" phone calls

Most of us have at one time or another received "junk" phone calls, unsolicited messages delivered either by automatic dialing equipment or "live," that are similar to the unsolicited mail that appears periodically in our mailboxes. Now, the Federal Communications Commission is pondering ways of solving this problem, and has launched an inquiry to determine what rules, if any, would be necessary to insure protection to consumers who don't wish to receive such calls.

While realizing that there are some who might want to receive information this way on goods and services, and that many charities, political organizations and candidates use either automatic dialing equipment or individuals to advertise their cause and solicit contributions, nonetheless the FCC has proposed some tentative solutions to this thorny problem:

1. Restricting the use of automatic dialing devices to certain designated users;

2. Devising a means whereby a customer can indicate that he/she does not want to receive the calls;

3. Providing penalties for those companies and/or organizations who call those customers that have indicated they don't want to receive the calls;

4. Setting higher phone rates for those using automatic dialing equipment to deliver such messages;

5. Requiring each automatically dialed message to begin with the announcement to the effect that the call is being transmitted automatically; and

6. Insuring that when a customer hangs up on an automatically dialed call, that line is left free for other incoming calls.

CB Radio Industry's 20th anniversary honored at CES Show

The Electronic Industries Association's Consumer Electronics Show (CES) held recently in Chicago was the scene of a gala birthday party honoring the CB radio industry's 20th anniversary. The Citizens Radio Section of EIA were the hosts, and guests received such goodies as champagne; birthday cake; red, white and blue mike holders; and bumper stickers.

The party was actually only one in a series of events scheduled to mark CB's anniversary. Among other special observances planned will be a traveling museum exhibit on the history of CB radio. This exhibit is a joint effort of the University of California's Lawrence Hall of Science, the FCC and the EIA, and will be shown at science and technology museums throughout the country during the next 18 months.

Digital message center provides instant advertising

Although it has been determined that it takes an average of three repetitions for an advertising message to become memorable, the *Digi-tiser*, a programmable digital advertising aid, provides an *instant* message. It was created in response to business demand by American Innovative Marketing, 2750 S. Harbor Boulevard, Suite A, Santa Ana, CA 92704.

The computerized message center comes in a 29 X 8 X 6-inch display case, along with a programmer that uses a typewriter-like keyboard. The 2-inch by 1½-inch red LED display can be read up to 150 feet away under most indoor lighting conditions. You can display any message (or series of messages) using up to 1024 letters, numbers and symbols. The unit has full editing capabilities; the memory contains a backup battery supply in case of power failures; and the programs can be changed as often as you wish.

The *Digi-tiser* is already being used by

businesses, banks, hospitals, offices and other institutions, and has a list price range of \$949-\$1995, with many optional accessories.

Venus spacecraft mission



The NASA-sponsored Pioneer Venus spacecraft missions are expected to provide us with more information about that planet's effects on earth weather patterns. Here, finishing touches are being made on the Orbiter (background) which will take daily radar photographs of Venus' clouds; the Multiprobe (foreground) will return scientific atmospheric data. The Multiprobe contains four cone-shaped probes, each a self-contained spacecraft ejected from a transporter "bus" at predetermined points spread over Venus' upper atmosphere. The probes are not designed to survive impact, but it is hoped they will continue to transmit data after they reach the surface of the planet. The space project is managed by NASA's Ames Research Center in Mountain View, CA.

Radio/TV repair contestants vie in 1978 VICA Skill Olympics

In June, Birmingham, AL, was the host to the 1978 U.S. Skill Olympics, sponsored by the Vocational Industrial Clubs of America (VICA). The competition was designed to test and recognize the achievements of vocational students in trade, industrial, technical and occupational education. The winners have an opportunity to represent the U.S. in international competition; the top three high school and post-high school winners in each of the 28 technical categories win gold, silver and bronze medallions; many others receive such prizes as tools, textbooks and, in some cases, scholarships provided by the sponsoring labor and industrial organizations.

In the radio and TV repair category, students performed tasks and solved prob-

Continued on page 12

VACO.



Super Case


Vaco means value and variety.

Like our Super Case. A great value with great variety. 48 professional problem-solving tools from screwdrivers and nutdrivers to pliers, wrenches, crimping tools, and more! All right at hand. And all unconditionally warranted.

You'll find the Super Case and all the other fine Vaco tools in our exciting new 72-page 1978 catalog. FREE for the asking! Just write:

Vaco Products Company, 1510 Skokie Boulevard, Northbrook, Illinois 60062

Send for your **FREE**



Bigger and more colorful than ever. It's Super!

1978 VACO catalog!

CIRCLE 88 ON FREE INFORMATION CARD

www.americanradiohistory.com



Microwave...AM & FM Radio...Radar...TV Broadcasting...Mobile Radio...
Marine Communications and Navigation...CB...Aircraft Electronics

The expanding world of communications means expanding opportunities for the qualified technician.

NRI Trains You at Home in Your Spare Time... Learn Installation, Maintenance, Repair

The communications explosion of the last few years is just the beginning of an incredible expansion as business, government and public services intensify their use of more versatile, cost-efficient systems. With this tremendous growth comes a continuous demand for qualified technicians...people trained to install, maintain, and repair modern electronic equipment.

You can start an exciting new career with NRI's Complete Communications Electronics Course. You learn at home...no travel or night school. You learn in your spare time...no need to quit your present job. And you learn the right way...with NRI "bite-size" lessons and "power-on" training.



You Build Your Own 2-Meter Digitally Synthesized VHF Transceiver

NRI training is "hands-on" training. You get practical bench experience as you build and test this industrial quality two-way radio and power supply. You reinforce theory lessons as you induce and correct faults, study individual circuits and see how they interface with others.

You also build and keep a transistorized volt-ohm meter and digital CMOS frequency counter. NRI even gives you special training to get your Amateur License so you can go on the air with your completed unit.

FCC License or Full Refund

In all, you get 48 lessons, 9 special reference texts, and 10 training kits...the training you need to start in a rewarding new career. And NRI includes special training for the required FCC radiotelephone license examination. You pass

or your tuition will be refunded in full.
This money-back agreement is valid for six months after completion of your course.

Free Catalog... No Salesman Will Call

NRI's free, 100-page full-color catalog shows all the equipment you get, describes each lesson and kit in detail, tells more about the many specialized fields we train you for...also includes facts on other opportunity areas like TV/Audio servicing and digital computer electronics. Mail the postage-paid card now and grow with the future.

If card has been removed, write to:



NRI Schools
McGraw-Hill Continuing
Education Center
3939 Wisconsin Ave.
Washington, D.C. 20016

new & timely

Continued from page 6

lems they would encounter later on the job. They were judged on safe practices as well as performance. Eight different servicing problems were diagnosed and repaired under a strict time limit. Four of the projects were in the field of color TV.

A VICA technical committee was responsible for choosing both projects and qualified judges.

Fairchild's video game system uses programmable cartridges

Fairchild Camera has developed a video entertainment system called *Channel F System II* in which *Videocart* game cartridges are inserted into the Channel F console and can be programmed via an optional plug-in 16-pushbutton keyboard. With a programmable *Videocart*, keyboard numbers are used to preselect game variables such as type of play, players' speed, etc.

The system uses FM sound played through a TV receiver, and games and other formats are displayed in full color on the TV screen. Other features include re-



PROGRAMMABLE VIDEO ENTERTAINMENT SYSTEM from Fairchild Camera uses *Videocart* cartridges that can be programmed for game variables via an optional 16-pushbutton keyboard. The system incorporates FM sound that is played through the TV receiver.

mote hand controllers and a switch on the console can be used to halt play indefinitely; to restart, you just press the start push-button.

The *Channel F System II* can be played on any color or black-and-white TV set. Programmable games now available are "Space Odyssey," "Pro-Football" and "Casino Poker"; standard (nonprogrammable) *Videocarts* are also available. Suggested retail prices for the system components are as follows: the console plus one *Videocart*, \$149.95; the separate keyboard, \$9.95; the keyboard-programmable *Videocarts*, \$24.95 each; and the standard *Videocarts*, \$19.95.

Bell Laboratories mobile phone service tested in Chicago

This past summer, Bell Laboratories began a two-phase trial of the FCC-approved Advanced Mobile Phone Service (AMPS) in Chicago. The purpose of the test was to demonstrate and determine whether the cellular system is economically viable when a great many mobile units are involved, and whether it has a market potential. In the second phase, which is due to take place in 1979, AMPS will be marketed as a regular mobile phone service, using however only a randomly selected sample from the business community and with a limited number of mobile units installed in selected vehicles.

The AMPS system divides a particular area into grids or "cells," each cell being served by a low-power transmitter, receiver and control system called a "cell site." The cells are linked to a central computer-controlled switching machine called a Mobile Telecommunications Switching Office. This machine senses when a car moves out of one cell into another and automatically transfers the call to the other cell site or notifies the mobile unit to switch channels.

Each cell is assigned its own frequencies, with adjacent cells having different frequencies to cut down on interference. However, cells that are far enough away from each other can use the same frequencies simultaneously, thus allowing each channel to be used many times within a given area. As the demand for calls increases, the capacity of the AMPS system can also be increased by adding new cells between existing ones.

In the Chicago test, the mobile phones were designed to Bell Labs specifications but manufactured by non-Bell companies. They have a special feature in that the user can dial the "last number called" just by pressing a button. The phones also can store information in memory, so that you can, for instance, start a call at one traffic light and finish it at the next.

If the tests are successful, Bell Labs anticipates that AMPS can have nationwide applicability, providing everyone with an economical mobile extension of regular home and business telephone service.

EIA releases first VCR/VTR sales figure

The Marketing Services Department of the Electronic Industries Association (EIA) has released the first available figures on total U.S. market sales to dealers of home video cassette/tape recorders. Because the compilation of these statistics was

started only in 1978 (on an individual and confidential basis), there are no comparison figures for previous years shown in the table:

1978 SALES OF HOME VIDEO TAPE RECORDERS

Month	No. of Units
January	13,567
February	14,954
March	27,415
April	27,221
May	27,994
Year to Date	111,151

Last Intelsat IV-A communications satellite launched

The sixth, and final, Intelsat IV-A communications satellite built by Hughes Aircraft joined its sister vehicles in synchronous orbit 22,300 miles above the Equator, some 13 years after the first satellite was launched. This last satellite in the Intelsat IV-A series was placed into orbit over the Indian Ocean and is expected to provide services to over 40 countries.



INTELSAT IV-A BEING READIED FOR LAUNCH. A Hughes Aircraft engineer is giving the antenna assembly a final check. This "last-of-the-breed" satellite's orbit is over the Indian Ocean.

Technological advances over the years have helped reduce the cost of satellite transmission considerably. For example, the cost of TV transmission has fallen from \$22,000-per-hour to \$5000-per-hour, and the retail cost-per-channel on, say, the U.S.-London route has diminished to \$6000-per-channel from an initial \$18,000-per-channel. All the Intelsat IV-A vehicles have 20 broadband RF channels and can handle 6000 two-way telephone calls as well as two TV transmissions.

Continued on page 14

Learn MICROPROCESSOR OPERATION, INTERFACING and PROGRAMMING faster, easier and at less cost with the HEATHKIT MICROPROCESSOR SELF-INSTRUCTION PROGRAM and DIGITAL COMPUTER TRAINER

Here's the newest, easiest and lowest-cost self-instruction microprocessor course ever! What's more, it's the fastest way to really learn about this fascinating field with applications in every phase of our everyday lives. From automotive diagnostics to the microwave oven in the kitchen to the computers that are taking on more jobs in the home, schools, government, business and industry every day!

Working with the popular 6800 microprocessor, you'll explore this exciting field using proven self-instruction text materials. You'll learn about micro-computer basics, number systems and codes, computer arithmetic, programming, 6800 capabilities and interfacing and more. With the aid of audio visuals included, you'll go deeper into programming, designing with microprocessors and semiconductor memories. And you'll actually perform a whole series of "hands on" experiments with the optional trainer designed to reinforce the theory you've mastered to that point!

The ET-3400 Trainer kit, designed to accompany your course, features the popular 6800 microprocessor. It is actually a miniature digital computer in itself, complete with a: 1K ROM monitor program; 6 digit LED display for address and data readout; 17-key hexadecimal keyboard for entering programs, data and control; 256 bytes of RAM (expandable to 512 bytes with the chips supplied in the course); breadboarding socket; 8 buffered LED's for display of logic states; 8 SPST switches for binary input plus an on-board power supply with +5, +12 and -12 volt outputs.

The Course comes complete with 62 electronic components, including a 6820 PIA, two 2112 RAM's, a 1406 digital-to-analog converter, 741 and 301 op amps and more. Includes audio visual aids such as an audio cassette, colorful flip charts and programmed learning text material in two deluxe permanent binders.

Complete the optional exam and receive a Certificate of Achievement and 8.0 Continuing Education Units (CEU's) — a nationally accepted means of recognizing participation in non-credit adult education. (Note: Microprocessor Course requires completion of Digital Techniques Course or equivalent knowledge.)

ORDER ETS-3400 **\$269⁹⁵**
(Course and Trainer kit) (Add \$3.06 shipping and handling)

SAVE TIME



ORDER BY PHONE!
Call (616) 982-3411

anytime day or night



MONEY-BACK GUARANTEE!
If you are not 100% satisfied with your Heathkit Course, we will refund the full purchase price of the course text material, less trainer.

FOR THOSE WHO NEED DIGITAL TECHNIQUES TRAINING...

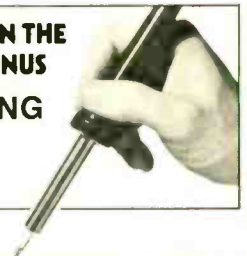
Comprehensive Digital Techniques Course — the background you need to understand computer and modern electronics technology! Digital fundamentals, semiconductor devices for digital applications, Boolean algebra, flip-flops and registers, sequential and combinational logic circuits, digital design and an introduction to computers and more! The course includes programmed instruction text, audio-visual aids, parts for experiments and more. Digital Design Experimenter/Trainer lets you perform all the experiments in your course, then develop and test your own projects. Features solderless breadboard sockets, 4 binary data switches, 2 "no bounce" switches to pulse logic circuits, 3-frequency pulse clock generators, 4 LED's for visual indication of logic states plus 3 regulated power supplies. Upon completion of the optional final exam, you receive a Certificate of Achievement and 4.0 Continuing Education Units.

\$129⁹⁵
ORDER EES-3201 (Course and Trainer Kit) (Add \$3.64 shipping and handling)

ORDER YOUR PROGRAM WITHIN THE NEXT 30 DAYS AND GET THIS BONUS

FREE SOLDERING IRON!

A Comparable \$7.95 Value!



OR, MAIL COUPON TODAY!

HEATH Schlumberger	Heath Company, Dept. 020-462 Benton Harbor, Michigan 49022
Gentlemen: Please send me the item(s) checked below and include my FREE Soldering Iron.	
<input type="checkbox"/> Microprocessor Course and Trainer Kit (ETS-3400) ... \$269.95 (+ \$3.06 shipping & handling)	
<input type="checkbox"/> Microprocessor Course only (EE-3401) \$89.95 (+ \$2.23 shipping & handling)	
<input type="checkbox"/> Digital Techniques Course and Trainer kit (EES-3201) .. \$129.95 (+ \$3.64 shipping & handling)	
Prices and specifications subject to change without notice. Prices are mail order net F.O.B. Benton Harbor, Michigan. ED-117	
I enclose <input type="checkbox"/> check <input type="checkbox"/> money order for \$ _____; OR, (Michigan residents, add 4% sales tax) CHARGE to my <input type="checkbox"/> VISA/BankAmericard <input type="checkbox"/> Master Charge Account # _____ Exp. Date _____ Master Charge Code # _____ Signature _____ (Necessary to send merchandise) NAME _____ (Please print) ADDRESS _____ CITY _____ STATE _____ ZIP _____	

CIRCLE 100 ON FREE INFORMATION CARD

www.americanradiohistory.com

new & timely

continued from page 12

Institute of High Fidelity opposes Senate bill on RFI control

Leonard Feldman and Robert Gur-Arie, technical director and executive vice-president, respectively, of the Institute of High Fidelity, recently appeared at hearings conducted by the Senate Committee on Commerce, Science and Transportation on bill S. 864 (sponsored by Senator Barry Goldwater). This bill concerns proposed legislation governing the control of radio frequency interference (RFI).

Mr. Feldman's formal statement before the Committee represented IHF's view that the impact of S. 864 on high-fidelity component manufacturers would be extremely damaging. In his statement he pointed out that the governmental requirement that every purchaser of hi-fi equipment bear the cost of multiple RFI filters and/or shielding would be not only onerous but unnecessary since only a relatively small number of RFI problems can be cured using these methods of protection. The majority of purchasers would not be affected by RFI problems.

Furthermore, Mr. Feldman emphasized that not only would RFI filters and shielding seriously degrade hi-fi performance and increase the cost of components to the consumer, but would also raise manufacturers' costs. He added that the industry has been relatively unaffected thus far by the inflationary spiral, costs having remained reasonably stable over the past 10 years. Mr. Feldman ended his statement by appealing to the Senate Committee to vote against S. 864.

Parker Brothers offers computer game library

The latest addition to the proliferating electronic game market is Parker Brothers' *Merlin*, a computer game with a library of six games of chance, ranging from the very simple ("Tic-Tac-Toe") to the highly challenging ("Mindbender").



SIX COMPUTER GAMES can be played using Parker Brothers' *Merlin*. Games range from very simple to advanced and can be played by anyone in 7-to-adult age range.

Designed for players in the 7-to-adult age range, *Merlin* includes among its bag of tricks the ability to "speak," a feat accomplished by the use of electronically synthesized sounds. It can offer congratulations or a "raspberry" (to the loser!), and it can counter your moves with its own maneuvers.

The *Merlin* game comprises a Texas Instruments microprocessor with 2048 bytes of ROM and 512 bits of RAM. Power is provided by six 9-volt batteries, and its operating range is 7.5-10.5 volts.

Merlin is only one of a series of computer games being readied by Parker this fall with a view toward the holiday trade.

1978 Sarnoff awards go to 16 scientists and engineers

This past June in New York City, the 1978 David Sarnoff Awards for Outstanding Technical Achievements were awarded to 16 engineers and scientists for their outstanding efforts in their chosen fields. RCA President Edgar H. Griffiths presented the awards to:

Albert Feller, for his work in large-scale integrated circuits; Fernand F. Martin, Samuel Waldstein and Jason H. Woodward, for developing a handheld laser range-finder; David W. Luz, James A. McDonald and John C. Peer for their joint efforts in developing scan and power-supply systems for color TV; and Murray A. Polinsky and Otto H. Scabe, Jr., for their work in developing BiMOS IC's. Engineers Kenneth C. Adam, Ramon H. Aires, Charles A. Clark, Jr., William J. Davis, John G. Gorski, Kazuo Katagi and Akira Sasaki won recognition for their team achievements in airborne color weather-radar indicators.

FCC endorses use of CB radio in government safety program

The Federal Communications Commission has endorsed a program developed by the Department of Transportation that increases citizen involvement in highway safety by the use of CB radio, as long as such use conforms to FCC regulations.

The National Emergency Aid Radio (NEAR) program broadens motorists' responsibilities in identifying and reporting highway incidents; makes available public-safety devices to those participating in the program; encourages citizen cooperation with professional public-safety agencies; and provides a link between such agencies and private volunteer CB groups.

Furthermore, cooperation between local government, private and voluntary organizations will help develop criteria and performance standards suitable for each state in which the NEAR program is operative. CB emergency Channel 9 could also be effectively monitored by public safety agencies, volunteer groups and individuals.

Radio-Electronics®

Hugo Gernsback (1884-1967) founder

M. Harvey Gernsback, editor-in-chief and publisher

Larry Steckler, KTX-3644, CET, editor

Arthur Kleiman, KTZ-3288, managing editor

Robert F. Scott, CET, W2PWG, KXK-8533, technical editor

Sonia Greenbaum, copy editor

Jack Darr, CET service editor

Leonard Feldman contributing high-fidelity editor

Karl Savon, semiconductor editor

David Lachenbruch, contributing editor

Earl "Doc" Savage, K4SDS, hobby editor

Vincent P. Cicenia, production manager

Ellen Celnik, production assistant

Harriet I. Matysko, circulation director

Sheila Wertling, circulation assistant

Arline R. Bailey, advertising coordinator

Cover design by Louis G. Rubsamen

Cover photo by Michael Wilson

Radio Electronics is a member of the *Institute of High Fidelity* and is indexed in *Applied Science & Technology Index* and *Readers Guide to Periodical Literature*.

Gernsback Publications, Inc.
200 Park Ave. S., New York, NY 10003
(212) 777-6400

President: M. Harvey Gernsback
Vice President: Larry Steckler
Treasurer: Carol A. Gernsback
Secretary: Bertina Baer

ADVERTISING SALES

Paul McGinnis
Director of Marketing

EAST

Stanley Levitan
Radio-Electronics
200 Park Ave. South
New York, NY 10003
(212) 777-6400

MIDWEST/Texas/Arkansas/Okla.

Ralph Bergen
The Ralph Bergen Co.
540 Frontage Road—Suite 361-A
Northfield, Illinois 60093
(312) 446-1444

PACIFIC COAST

Mountain States
Jay Eisenberg
J.E. Publishers Representative Co.,
8732 Sunset Blvd.,
4th Floor,
Los Angeles, CA 90069
(213) 659-3810
Sales Mart Building
1485 Bayshore Blvd., Box 140
San Francisco, CA 94124
(415) 467-0125

SOUTHEAST

J.E. Publishers Representative Co.,
214-387-2424





List price \$14.95. You pay only \$2.29 when you begin a trial membership in the **Electronics Book Service.**

SAVE \$12.66 NOW ON THIS TV SERVICING MANUAL THAT CAN SAVE YOU TIME, WORK AND WORRY IN THE MONTHS TO COME.

For fast, efficient troubleshooting techniques in every area of TV repair, you can't beat Harvey F. Swearer's MODERN MANUAL AND GUIDE FOR TV SERVICING. Even at \$14.95 it's a bargain!

At \$2.29, it's a book you can't afford to be without! And that's all you pay when you begin a trial membership in the *Electronics Book Service*. Incidentally, no additional purchase is required after you pay for your Manual.

MODERN MANUAL AND GUIDE FOR TV SERVICING is an up-to-the-minute problem-solver. It meets the need of today's electronic technician for *fast, effective troubleshooting techniques*. It avoids theory, fundamentals and abstract terminology. But concentrates on expert tips on troubleshooting—presented in a concise, to-the-point manner.

From front cover to back, the Manual stresses time-saving, work-saving, profit-boosting techniques. For example:

- A TV set has no sound or picture, but does have raster. The manufacturer's instructions call for certain checks. After you make them, you *may* have located the trouble. But by following this Manual and using the *same* test instrument, you'll locate the trouble in *one step*, seldom more than two—not in the five or more steps as when using the old method.
- The conventional purity adjustment calls for from 6 to 10 steps, depending on the source of the directions and make of the receiver. But, did you know there's a fast way to do the job—almost *automatically*—in just one to three steps? You'll find it in MODERN MANUAL AND GUIDE FOR TV SERVICING.

Focuses on important changes taking place today.

TV servicing is changing more rapidly than we realize. This Manual is an invaluable aid in updating your knowledge of the important advances taking place. And can help strengthen your position for the future. Using this Manual, you quickly become familiar with:

- Easy, time-tested shortcuts for cleaning and adjusting the VHF tuner.
- UHF techniques that you would normally learn only through long, on-the-job experience.
- Sync and AGC problems—which are explained in great detail.
- Sure-fire techniques for quickly relating color defects to appropriate points on the schematic diagram.

What's more, you see how to:

- Use pulse-timing networks.
- Use measurement tables when you troubleshoot integrated circuits.
- Solve problems related to automatic gain control.
- Improve both color purity and intensity.

MODERN MANUAL AND GUIDE FOR TV SERVICING also brings you in-depth, how-to-do-it information on circuit analysis, alignment procedures, component part measurements and the skillful use of test instruments.

And it shows you the most modern techniques for dealing with transistors, solid-state modules, problems in wiring, soldering and desoldering, printed circuit repairs and *much, much more!*

Schematic diagrams, charts and illustrations.

The Manual is reinforced throughout with valuable illustrations. These "maps" take you from problem to solution in *easy steps*. You find, for example:

- Illustrations of simplified tuner repairs.
- Illustrations of pulse-timing networks.
- Illustrations of phase shifters.
- Diagrams of the most up-to-date TV circuits—with typical component and voltage values to help you compare test measurements with the correct values.
- IC measurement tables.
- Flow-chart forms.
- Photographs.
- Other valuable illustrative aids to save you time and effort.

MODERN MANUAL AND GUIDE FOR TV SERVICING brings you up to date on the most recent advances in the TV repair industry—eliminates the usual "pick and pray" troubleshooting methods—and replaces them with *workable, direct solutions in each area of modern TV servicing*. It enables you to wrap up your troubleshooting assignments *in record time!*

Typical selection of the Electronics Book Service.

MODERN MANUAL AND GUIDE FOR TV SERVICING is typical of the practical, time-and-money-saving books regularly offered to members of the *Electronics Book Service*.

But not at all typical of book clubs is the unique feature of the *Electronics Book Service*: *there are no additional purchase requirements!* The \$2.29 you pay for your copy of the MODERN MANUAL AND GUIDE FOR TV SERVICING is your *only* purchase obligation of membership.

A professional library of lasting value.

The *Electronics Book Service* carefully screens hundreds of books on the subject, selects those which are the most

Here's how the ELECTRONICS BOOK SERVICE operates.

1. When you enroll as a member, you will receive at a token price (plus postage and handling with tax where applicable) the introductory selection described in this advertisement.
2. Every four weeks, we'll send you a free bulletin describing the forthcoming selection. If you want the selection, no further action is required—it will be shipped to you automatically. If you don't want it, just return the card enclosed with the bulletin.
3. You have at least 10 days to decide whether you want the selection or not. Return the card so we receive it no later than the date specified. If you don't have 10 days to answer and receive an unwanted selection, return it at our expense.
4. On selections you do accept, your membership entitles you to a discount from the publisher's list price. This discount is available to members only and provides you with substantial savings. (Your regular bulletin also describes a number of alternate selections, also available to you at the special member's discount.)
5. There is no obligation to purchase any additional selections. Your *only* obligation is to pay the token price for your introductory selection. You may purchase as many or as few as you wish, and you will be under no pressure to buy any more. And you may resign at any time without obligation, once you have paid for your introductory selection.

useful or which bring you the newest information on technical innovations and improvements of importance.

Your membership is an ideal way to keep in touch with the onrushing advances in electronics and their applications—to keep on top of a rapidly changing technology.

As a member, you can build a professional library of superb quality and permanent value—one which will meet your interests and requirements, always available for consultation and expert help. And you can build your library as quickly or as slowly as you choose.

Remember, the *Electronics Book Service* has no additional purchase requirements. Once you've paid \$2.29 for your MODERN MANUAL AND GUIDE FOR TV SERVICING, you don't need to buy another selection unless you want to!

Why delay? Mail the coupon below to get your copy of this \$14.95 Manual for only \$2.29 and to begin your membership in the *Electronics Book Service*. Fill out and mail your coupon right away. Now.

FILL OUT AND MAIL THIS COUPON RIGHT AWAY.

ELECTRONICS BOOK SERVICE
Membership Enrollment Center
P.O. Box 42
West Nyack, New York 10994

Please enroll me in the *Electronics Book Service* on a trial membership and send me the MODERN MANUAL AND GUIDE FOR TV SERVICING for only \$2.29 (plus postage and handling, with tax where applicable). I understand I am under no obligation to purchase any additional selections offered to me—that I will receive a members-only discount on the list prices of such selections—and that I will receive a free bulletin every 4 weeks announcing selections of particular merit.

Name _____

Address _____

City _____

State _____ Zip _____

59-6 59515-7 6699-M1(7)
Offer limited to new members (U.S. and Canada) only. Sorry, only one copy per member.

CIRCLE 55 ON FREE INFORMATION CARD

letters

DIGITAL CLOCK

On building the 10-Function Digital Clock (August 1977 issue), I have the following questions:

Instead of using all different sizes of digit display as the author has suggested, can I use DL 750 for all 17 digits? If it is possible, do I have to omit resistors R1 and R7 on the display board? Can I use a larger-size digit to replace DL 750?

Thank you for an interesting article.

PATRICK GONG
Lansing, IL

In regards to your desire to use different readouts for the clock, it should be possible to use any type of display with the proper interfacing.

Specifically, to use all DL 750 readouts, the circuit should work without modification. However, due to the increased display current, dropping resistors R17 to R24 should be changed to 1/2 watt or greater. Their value may also have to be increased

to keep the total power dissipation in the driver IC's below their maximum of 600 mW. This is especially important for IC4, which may become quite hot. Of course, R1 to R7 on the display board should then be omitted.

The use of any other common cathode LED is possible provided the above limitation is not exceeded. If necessary, external display-driver transistors could be used to increase the display current.

JEFF MAZUR

SUPERCONDUCTING MAGNET

Can R-E readers imagine the total disappearance of resistance in a superconducting (SC) wire? Many materials at liquid helium temperatures have a resistance of far less than one trillionth that of copper.

An NSF study proved the feasibility of storing electricity in an SC magnet over 500 feet in diameter, in a coiled wire more than 50,000 miles long. This magnet would store enough electricity to supply all the

power needs for 100,000 people per day. An ordinary ohmmeter could not measure the tiny amount of resistance in this huge SC winding. Could we fully load this huge magnet with no resistance from a low-power battery—one that has low voltage and high current?

Did you ever see someone hold a coil across battery terminals? Did you ever grab the coil and remove it? That maneuver and an SC coil could solve our energy crisis. We learned (usually the hard way) that what we get out of an electromagnet has little to do with what we put in, and now we have SC wires.

JOHN W. ECKLIN
Alexandria, VA

ELECTRONIC CLOCKS

I read the article by Fred Blechman, "Unusual Wall Clocks" (April, 1978, page 40), with interest since Digiclocks of California is marketing a wall-table clock that is similar



DR33C Professional Receiver

- A full general coverage international receiver that delivers solid-state instrumentation sophisticated enough for the professional, yet easily operated by any radio enthusiast, all at a price far below what you'd expect to pay.
- It's designed for extremely low distortion (1.5% at 90% modulation).
- Quartz Crystal Phase Lock control makes tuning automatic, accurate (to within 100Hz), and drift-free; even on

- difficult to receive SSB transmissions.
- An original noise limiter effectively combats interference from power lines and automobiles on both AM and SSB-CW reception.
- Highly selective Collins Mechanical Filters are used for interference-free reception even under difficult conditions.
- The DR33C will tune you in to such contrasting international transmissions as foreign ships at sea, international

New From McKay Dymek

- aircraft in flight, and the latest breaking news from many world capitals.
- DR33C options include CW and RTTY Mechanical Filters and Rackmount Hardware.

For more information write or call today. Nationwide California
Toll Free 800/854-7769 800/472-1783



McKay Dymek Company
111 S. College Ave; Box 5000
Claremont, CA 91711

to some of the clocks described.

The Digiclocks units have an outer circle of 60 LED's (seconds and minutes) and an inner circle of 12 LED "lines" (hours), each line containing four LED's. In the outer circle, yellow LED's mark the 5-minute, 10-minute, 15-minute, etc., intervals. The hours-line LED's are yellow, except for four red LED's in the 12, 3, 6 and 9 o'clock positions.

Other clock features are: the second circular row including the four red hours-line LED's is always on (useful for night viewing); the seconds LED's leapfrog each other for viewer interest; and each clock has its own unique face. The prototype had a wooden case; later a specially formed plastic case was made. It is planned to add a third, more modern case.

NAIF D. SALMAN

Digiclocks
Orange, CA

ALTERNATE ENERGY SOURCE

After reading R-E's April 1978 editorial, I thought that perhaps you would be interested in the automatic self-positioning solar-cell array I have just finished constructing. Solar cells are too expensive simply to be mounted on a stationary structure. The sun changes its position during the course of a day, and so should the position of the solar-cell array.

In the array I built, I used 98 silicon solar cells (Radio Shack No. 276-120). (An output of approximately 15 volts 1/4 amp is obtained between 9:00 am and 4:00 pm in the Massachusetts spring sun.) The Radio Shack cells cost \$2.99 each, but other mail-order suppliers sell similar cells with equivalent outputs at a fraction of this price.

An Imsai 8080 microcomputer controls the position of the solar array. Of course, the power used by the computer greatly exceeds the power generated by the solar-cell array. The cost of constructing a low-power (CMOS logic) controller to automatically position the array to receive the maximum amount of sunlight, plus the necessary mechanical components, would be under \$20.

HOWARD SCHNEIDER
Boston, MA

SABTRONICS DMM KIT

Radio-Electronics carries an ad for the Sabtronics model 2000 DMM kit. It is an excellent kit; I've had one for months. Perhaps you could pass this information along to those readers who may also own one and have had problems.


The kit manual and circuit diagrams use "house numbers" for the IC's. Sabtronics couldn't help me when I blew out the A/D converter, which is identified only as IC 20-786. It is, in fact, the Motorola 14433P A/D converter, and I obtained the replacement from Circuit Specialists Company, P.O. Box 3047, Scottsdale, AZ 85257 (\$14.25).

The op-amp used in the AC converter circuit can be replaced with a simple 741 (marked Z-3 in the manual).

The segment driver (Z-7) is MC14511B and the digit driver IC is a 75492 (marked Z-5). This information may help some of your readers to get their units working again if they were unlucky enough to zap the unit with an overvoltage as I did.

continued on page 22

CIRCLE 67 ON FREE INFORMATION CARD ➤



We're in the book under Boxes.

The book: ITT Pomona Electronics big 90-page catalog of electronic test accessories and equipment.

The boxes: Our complete line of shielded "black boxes" built for RF applications.

There are ten different series of models in all, each with a noise rejection greater than 70db. Sizes range from 1.50" x 1.13" x 0.88" up to 8.0" x 4.0" x 1.50".

Housings are die cast or extruded aluminum alloy with

choice of blue baked enamel or unpainted finish. Covers are clear anodized aluminum alloy.

They're available blank or with various coaxial connectors, with or without PC card guides, and with choice of mounting flanges or bottom mounting plates. Covers and mounting screws are supplied with all models.

Send for free catalog or see your favorite electronic parts distributor. See our pages in EEM.

AVAILABLE THROUGH YOUR FAVORITE ELECTRONIC PARTS DISTRIBUTOR

ITT POMONA ELECTRONICS

1500 East Ninth St., Pomona, Calif. 91766
Telephone (714) 623-3463 • TWX: 910-581-3822



www.americanradiohistory.com



A new introductory Electronics



DESIGNING WITH TTL INTEGRATED CIRCUITS. By IC Applications Staff of Texas Instruments, Inc. 322 pp., 399 illus. For general, technical, and non-engineer managers, all the information you need to get the most out of TTL devices—their design, economics, features, performance, applications.
637/458 Pub. Pr., \$31.50 Club Pr., \$22.50

HANDBOOK OF OPERATIONAL AMPLIFIER CIRCUIT DESIGN. By D. F. Stout. Edited by M. Kaufman. 434 pp., 223 illus. Compact, concise, highly concentrated, and containing a storehouse of information, this one-stop volume will help you solve any op amp circuit problem!
617/97X Pub. Pr., \$29.65 Club Pr., \$17.50

DESIGNING WITH OPERATIONAL AMPLIFIERS, Applications Alternatives. By J.G. Graeme. 269 pp., 203 illus. You can now guarantee that every electronics decision you make will be easier, more productive, freer of error—and more consistently cost-effective! Topics include signal amplifiers, signal conditioners, absolute-value circuits, signal generators, computing circuits, data transmission circuits, and test and measurement circuits.
238/91X Pub. Pr., \$21.50 Club Pr., \$15.50

SEMICONDUCTOR ELECTRONICS DESIGN. By F. K. Manasse. 562 pp., illus. Today the microelectronics industry is going places faster than ever before. Are you going with it? To get and keep yourself completely up to date, you will do well to keep this volume nearby. Its chapters on design techniques are among the most complete and detailed ever published.
772/622 Pub. Pr., \$21.95 Club Pr., \$18.25

MICROPROCESSOR APPLICATIONS MANUAL. By Motorola Semiconductor Products, Inc. 720 pp., illus. Here's every piece of info you need to use MPU's to simplify your board layouts, lower your hardware costs, save precious time, design better and faster, and verify your designs from the start! Overflowing with illustrations!
435/278 Pub. Pr., \$32.50 Club Pr., \$24.00

STANDARD HANDBOOK OF ENGINEERING CALCULATIONS. By T.G. Hicks. Editor-in-Chief. 1,200 pp., 428 illus. Tells you *what* to do, *when* to do it, and *how* to do it—giving step-by-step solutions to the design and application problems that engineers encounter daily. Containing some 1,000 calculation procedures accompanied by worked-out numerical examples, it also features 4,000 related calculation procedures.
287/341 Pub. Pr., \$27.50 Club Pr., \$19.95

BE SURE TO CONSIDER THESE IMPORTANT TITLES AS WELL:

DIFFERENTIAL EQUATIONS FOR ENGINEERS. By T. M. Creese & R. M. Haralick. 135/10X Pub. Pr., \$17.50 Club Pr., \$13.50

APPROXIMATION METHODS FOR ELECTRONIC FILTER DESIGN. By R. W. Daniels. 153/086 Pub. Pr., \$31.50 Club Pr., \$19.50

MANAGEMENT OF ENGINEERING PROJECTS, 2/e. By V. G. Hajek. 255/342 Pub. Pr., \$16.95 Club Pr., \$12.50

HANDBOOK OF COMPONENTS FOR ELECTRONICS. By C. A. Harper. 266/824 Pub. Pr., \$39.50 Club Pr., \$28.50

ENGINEERING CIRCUIT ANALYSIS, 3/e. By W. Hayt & J. Kemmerly. 273/936 Pub. Pr., \$22.00 Club Pr., \$16.50

OPTOELECTRONIC APPLICATIONS MANUAL. By Hewlett-Packard. 286/051 Pub. Pr., \$22.50 Club Pr., \$16.50

DIGITAL COMPUTER ELECTRONICS. By A. P. Malvino. 398/615 Pub. Pr., \$14.95 Club Pr., \$10.95

A USER'S HANDBOOK OF D/A AND A/D CONVERTERS. By E. R. Hnatek. 767/149 Pub. Pr., \$24.95 Club Pr., \$18.50

HANDBOOK OF ENGINEERING FUNDAMENTALS, 3/e. By O. Eshbach & M. Souder. 769/842 Pub. Pr., \$31.50 Club Pr., \$24.95


COMPLETE GUIDE TO DIGITAL TEST EQUIPMENT. By W. Buchsbaum. 772/088 Pub. Pr., \$14.95 Club Pr., \$10.50

ELECTRONICS DESIGNERS' HANDBOOK. Edited by L. J. Giacoletto. 2nd Ed. 2,344 pp., 1,686 illus. Now doubled in size and with 90% of its material new, this famous classic (first edition by Landee, Davis, Albrecht) has been thoroughly revised and updated to give you not only the *how* and the *why* of all your design work but also the *how much* of every design step you take!
231/494 Pub. Pr., \$52.50 Club Pr., \$39.50

DIGITAL INTEGRATED CIRCUITS AND OPERATIONAL AMPLIFIER AND OPTOELECTRONIC CIRCUIT DESIGN. Edited by B. Norris. 206 pp., 400 illus. Having this vast amount of case-tested data, proven shortcuts, worked-out circuit designs, and circuit diagrams handy saves you valuable time for your other, more vital, areas of creative design—and cuts down costs in *all* areas!
637/539 Pub. Pr., \$19.50 Club Pr., \$14.50

CIRCUITS FOR ELECTRONICS ENGINEERS. Edited by S. Weber. 396 pp., 346 circuits. This book is filled with the circuits you need in 51 areas—from amplifiers to voltage regulators—arranged in alphabetical order and grouped for easy finding. Use them "as is" or adapt them. Each has been tested and proved in action.
191/573 Pub. Pr., \$19.50 Club Pr., \$16.00

MICROCOMPUTER-BASED DESIGN. By J. B. Peatman. 540 pp., over 400 illus. You'll now do both your day-to-day as well as your best, most creative design work around a microcomputer. This 100% specific how-to book makes it simpler than you've imagined and will open up a whole new world of "smart" instruments design for you!
491/380 Pub. Pr., \$24.50 Club Pr., \$17.50



CIRCLE 9 ON FREE INFORMATION CARD

offer to new members of the and Control Engineers' Book Club

ELECTRONICS ENGINEER'S HANDBOOK. Editor-in-Chief, D. G. Fink. 2,104 pp., 2,026 illus. Huge in every sense, this instant-reference volume gives you every latest essential in the field, 2,100 formulas and equations, a 2,500-item bibliography, and every illustration you need to clarify all of modern electronics!
209/804 Pub. Pr., \$49.50 Club Pr., \$35.00

GUIDEBOOK OF ELECTRONIC CIRCUITS. By J. Markus. 1,018 pp., illus. Are you constantly on the lookout for circuits that will meet your needs? Here's a giant collection of them to use "as is" or to adapt to your own ideas. Complete with values.
404/453 Pub. Pr., \$33.50 Club Pr., \$25.00

PROFESSIONAL ENGINEERS' EXAMINATION QUESTIONS AND ANSWERS. By W. S. LaLonde, Jr., and W. J. Stack-Staikidis. 3rd Ed. 601 pp., 276 illus. Over 500 questions and complete answers—suitable for all states—prepare you for passing your exams for the E.I.T. certificate and your P.E. license.
360/936 Pub. Pr., \$19.50 Club Pr., \$14.50

DESIGN TECHNIQUES FOR ELECTRONICS ENGINEERS, Electronics Book Series. By ELECTRONICS Magazine. 370 pp., illus. The whole gamut of complex techniques required when you're designing a circuit or system is explained and shown in the superb collection of the "best of the best" from *Electronics* magazine.
191/581 Pub. Pr., \$19.50 Club Pr., \$16.50

HANDBOOK FOR ELECTRONICS ENGINEERING TECHNICIANS. By M. Kaufman and A. H. Seidman. 520 pp., 695 illus. Rely on this technician's godsend for all your work with analog and digital integrated and discrete circuits. Here are the stiff brush-up you want and the solutions to every possible problem.
334/013 Pub. Pr., \$23.50 Club Pr., \$16.50

MICROPROCESSORS & SMALL DIGITAL COMPUTER SYSTEMS FOR ENGINEERS & SCIENTISTS. By G.A. Korn 390 pp. This exceptional book is your quick reference for expert advice on product selection, interfacing, and programming. Containing a huge variety of computer possibilities, system features, and costs, it's also a terrific tool for career updating.
353/670 Pub. Pr., \$27.50 Club Pr., \$18.95

ELECTRONICS DICTIONARY. Edited by John Markus. 4th Ed., 768 pp., 1,173 illus., 17,090 terms. With the new edition of this world-renowned dictionary you'll be able to quickly find the meaning and correct usage of any electronics term, no matter how obscure!
404/313 Pub. Pr., \$24.50 Club Pr., \$19.50

APPLIED ELECTROMAGNETICS. By M.A. Plonus. 615 pp., illus. A fascinating approach to theory through the use of totally up-to-date applications encountered in everyday situations. Covers solid-state electronics, physical electronics, linear and rotating machines, microwaves, and super-conductivity.
503/451 Pub. Pr., \$21.00 Club Pr., \$16.50

ELECTRONIC TROUBLESHOOTING, A Manual for Engineers and Technicians. By C.N. Herrick. 2nd Ed., 348 pp., illus. One of the best manuals ever published for engineers and technicians, this new edition moves you right along in practical steps from basics to more and more complex jobs.
784/639 Pub. Pr., \$16.95 Club Pr., \$14.25

MASTER OP-AMP APPLICATIONS HANDBOOK. By H.W. Fox. 467 pp., 320 illus. There's enough practical build-it information in this book to keep you breadboarding and experimenting and creating for years! It shows you how to put op amps to work in literally hundreds of different circuits, in hundreds of hardworking applications.
784/477 Pub. Pr., \$16.95 Club Pr., \$13.50

any one
of these great
professional books
for only **\$1.89**
values up
to \$52.50

Special \$1.89 bonus
book comes to you
with your first
club selection

ELECTRONICS AND CONTROL ENGINEERS' BOOK CLUB saves you both time and money!

Here is a professional book club designed to meet your on-the-job engineering needs by providing practical books in your field on a regular basis at *below publisher prices*. If you're missing out on important technical literature—if today's high cost of reading curbs the growth of your library—here's the solution to your problem.

The *Electronics and Control Engineers' Book Club* was organized for you, to provide an economical reading program that cannot fail to be of value. Administered by the McGraw-Hill Book Company, all books are chosen by qualified editors and consultants. Their understanding of the standards and values of the literature in your field guarantees the appropriateness of the selections.

How the club operates: Every month you receive free of charge *The Electronics and Control Engineers' Book Club Bulletin*. This announces and describes the Club's featured book of the month as well as alternate selections available at special members' prices. If you want to examine the Club's feature of the month, you do nothing. If you prefer one of the alternate selections—or if you want no book at all—you notify the Club by returning the card enclosed with each Bulletin.

As a Club member, you agree only to the purchase of four books (including your first selection) over a two-year period. Considering the many books published annually, there will surely be at least four you would want to own anyway. By joining the Club, you save both money and the trouble of searching for the best books.

MAIL COUPON TODAY

ELECTRONICS AND CONTROL ENGINEERS' BOOK CLUB
P.O. Box 582, Princeton Road, Hightstown, New Jersey 08520

Please enroll me as a member and send me the two books indicated. I am to receive the bonus book at the introductory price of \$1.89 plus my first selection, plus tax, postage and handling. If not completely satisfied, I may return the books within 10 days and request that my membership be cancelled. If I keep the books, I agree to take a minimum of three additional books during the next two years at special Club prices (guaranteed 15% discount, often more). I will receive the Club Bulletin 13 times a year. If I want to examine the featured selection, I need take no action. It will be shipped automatically. If, however, I want an alternate selection—or no book at all—I simply notify the Club by returning the convenient card always enclosed. I will always have a minimum of ten days in which to return the card and you will credit my account fully, including postage, if this is not the case. Membership in the Club is continuous but cancellable by me at any time after the four-book purchase requirement has been filled. This order subject to acceptance by McGraw-Hill. Orders from outside the continental U.S. must be prepaid. All prices subject to change without notice. Offer good for new members only.

WRITE BELOW:

Code No. of \$1.89 book _____ Code # of 1st selection _____

NAME _____

ADDRESS _____

CITY _____

STATE _____ ZIP _____

EXTRA SAVINGS: Remit in full with your order, plus any local and state tax, and McGraw-Hill will pay all regular postage and handling charges.

E53363

CIRCLE 9 ON FREE INFORMATION CARD

LETTERS

continued from page 17

If the unit does not autozero in the AC 10-volt mode, it is due to multiplex decimal-point noise from the selector switches. Sabtronics sells an inexpensive (\$3-\$4) add-on kit that removes this problem and really works.

R.B. STILLWATER
Winnipeg, Canada

ENERGY CRISIS

With reference to your recent editorial on "The Real Energy Crisis" (April, 1978, page 14) I am very much in agreement with your analysis of the real crisis. However, I cannot agree with your solution.

As soon as anyone says, "What we need is a ruling requiring the installation of such a system (solar hot-water heating) in every home," my back bristles. Rulings of this nature foster governmental bureaucracy and take away from free enterprise. When we see deregulation, reduction and elimination of federal, state and local controls on our economics and free-enterprise system, then free enterprise will develop and expand the systems necessary to handle the crisis situation. Obviously, this can only be done when it is economically feasible.

Just a few years ago, oil was a less expensive fuel than coal. As you can see, this has changed. You can also see many instances on the East Coast where it is now more economical for industry to generate its own electricity rather than buying it from utilities—all of which is part of free enter-

prise and a healthy economic system. When we introduce legislation to force faster development, we are tipping the scales of good economics.

RONALD L. STIER
Belden Corp.
Richmond, IN

FM TUNER SELECTIVITY

To my way of thinking, the present state of tuners with narrow- and wideband selectivity switches have gone off in the wrong direction, except for the McIntosh tuner, which, at \$900, is just out of my budget.

Other manufacturers are doing nothing to solve the NY Metropolitan area selectivity problem. For example, the classical music listener in mid-New Jersey finds that Philadelphia, Trenton, Boston and all the overmodulating local stations squeeze out WQXR (96.3 on the FM dial) and WNCN (104.3). I've seen some pretty decent tuners flunk out in the Princeton-Hopewell (NJ) area.

I think we need to spell out the acceptable limits of capture ratio, distortion, etc., to put out adjacent channel selectivity of at least 45, but in a tuner costing under \$400.

E. D. CROSBY
Wilton, Ct

POWER TRANSFORMERS

Over the past few years, I have constructed several R-E projects. Noting the international scope of your readers, I have searched for adequate power transformers.

From a line of over 1000 different trans-

formers the Signal Transformer Company (500 Bayview Avenue, Inwood, NY 11696) builds a DPC line of transformers featuring split primaries and secondaries, rated at 115 VAC-230 VAC, 50 Hz-400 Hz in 1 to 24 VA sizes. The prices are competitive with Radio Shack and other hobby outlets, and the delivery time has been outstanding. Additionally, these transformers are rated to 105 °C and are adaptable to most hobby projects.

In my 35 years as an electronics engineer for the U.S. Navy, I must rate these transformers as truly finest quality products that may help solve some of the international hobby construction problems.

OLIVER D. STEWART
NESEA, Code 024
St. Inigoes, MD

KITS DISCONTINUED

All sales of the *model 81* AM/FM Frequency Display and the *model 302* Frequency Counter (January, March 1978 issues) have been discontinued because of price rises on parts in both kits and parts shortages (*model 81*).

Thank you to all the people who built the kits and liked them! Both my staff and I believe we have done the best we can, and will never regret what we have done. And we'll never forget that Radio-Electronics has some mighty fine readers. No matter how black things got there was always at least one person and usually many who took time to write and say, "thanks for the fine personal service."

GARY McCLELLAN

R-E

WIRE FOR WIRE-WRAPPING

CUT TO LENGTH AND PRE-STRIPPED ON BOTH ENDS

LENGTH INCH	AWG 30 (0.25MM) KYNAR WIRE				AWG 28 (0.32MM) KYNAR WIRE				AWG 26 (0.40MM) KYNAR WIRE			
	BLUE PART NO.	WHITE PART NO.	YELLOW PART NO.	PRICE PER 500	BLUE PART NO.	WHITE PART NO.	YELLOW PART NO.	PRICE PER 500	BLUE PART NO.	WHITE PART NO.	YELLOW PART NO.	PRICE PER 500
1	30B-010	30W-010	30Y-010	\$4.88	28B-010	28W-010	28Y-010	\$5.25	26B-010	26W-010	26Y-010	\$5.75
1.5	30B-015	30W-015	30Y-015	5.19	28B-015	28W-015	28Y-015	5.63	26B-015	26W-015	26Y-015	6.23
2	30B-020	30W-020	30Y-020	5.50	28B-020	28W-020	28Y-020	6.00	26B-020	26W-020	26Y-020	6.60
2.5	30B-025	30W-025	30Y-025	5.82	28B-025	28W-025	28Y-025	6.38	26B-025	26W-025	26Y-025	7.13
3	30B-030	30W-030	30Y-030	6.13	28B-030	28W-030	28Y-030	6.75	26B-030	26W-030	26Y-030	7.60
3.5	30B-035	30W-035	30Y-035	6.44	28B-035	28W-035	28Y-035	7.13	26B-035	26W-035	26Y-035	8.05
4	30B-040	30W-040	30Y-040	6.75	28B-040	28W-040	28Y-040	7.50	26B-040	26W-040	26Y-040	8.50
4.5	30B-045	30W-045	30Y-045	7.07	28B-045	28W-045	28Y-045	7.87	26B-045	26W-045	26Y-045	8.98
5	30B-050	30W-050	30Y-050	7.38	28B-050	28W-050	28Y-050	8.25	26B-050	26W-050	26Y-050	9.43
6	30B-060	30W-060	30Y-060	8.00	28B-060	28W-060	28Y-060	9.00	26B-060	26W-060	26Y-060	10.35
7	30B-070	30W-070	30Y-070	8.63	28B-070	28W-070	28Y-070	9.75	26B-070	26W-070	26Y-070	11.25
8	30B-080	30W-080	30Y-080	9.25	28B-080	28W-080	28Y-080	10.50	26B-080	26W-080	26Y-080	12.18
9	30B-090	30W-090	30Y-090	9.88	28B-090	28W-090	28Y-090	11.25	26B-090	26W-090	26Y-090	13.55
10	30B-100	30W-100	30Y-100	10.50	28B-100	28W-100	28Y-100	12.00	26B-100	26W-100	26Y-100	14.00

ROLLS OF WIRE

ROLL	BLUE PART NO.	WHITE PART NO.	YELLOW PART NO.	PRICE	BLUE PART NO.	WHITE PART NO.	YELLOW PART NO.	PRICE	BLUE PART NO.	WHITE PART NO.	YELLOW PART NO.	PRICE
100 ft. roll	R30B-0100	R30W-0100	R30Y-0100	\$3.65	R28B-0100	R28W-0100	R28Y-0100	\$4.65	R26B-0100	R26W-0100	R26Y-0100	\$4.35
500 ft. roll	R30B-0500	R30W-0500	R30Y-0500	10.40	R28B-0500	R28W-0500	R28Y-0500	12.85	R26B-0500	R26W-0500	R26Y-0500	13.80
1000 ft. roll	R30B-1000	R30W-1000	R30Y-1000	16.82	R28B-1000	R28W-1000	R28Y-1000	21.10	R26B-1000	R26W-1000	R26Y-1000	23.15

MINIMUM BILLING \$25.00. ADD SHIPPING CHARGE \$1.00. NEW YORK RESIDENTS ADD APPLICABLE TAX.

OK MACHINE & TOOL CORPORATION
3455 CONNER STREET, BRONX, N.Y. 10475 (212) 994-6600 Telex 125091

RADIO-ELECTRONICS

CIRCLE 62 ON FREE INFORMATION CARD

Only eight TV tubes can make a warehouse out of your backroom.



*Limited warranty. Labor not included.

To offer fast replacement for 385 different TV tubes, you'd have to open a warehouse. Or, you could open eight Sylvania picture tube cartons.

Our eight Universal Color Bright tubes are designed as

direct replacements for 385 bonded safety plate picture tubes. And they're designed so well that they're offered with a five-year limited warranty.*

Call your Sylvania distributor to stock up on Color

Bright tubes. Then, you won't have to wait days for your customer's new tube to be delivered.

You can order a Color Bright for immediate delivery right from your own backroom.

SYLVANIA

Electronic Components

CIRCLE 13 ON FREE INFORMATION CARD

GTE

If this is what you are looking for.

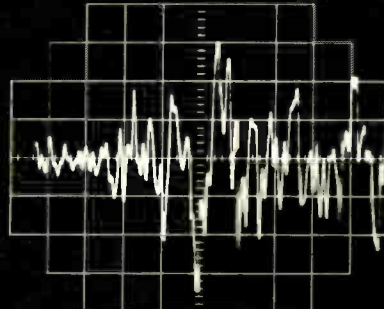
If you demand nothing less than true hi-fi performance, you'll understand the advantages and flexibility that resulted when Technics separated the basic amplifier/control/tuner functions into the five units we call the Flat Series: The automatically switchable dual IF band ST-9030 FM tuner. The SU-9070 DC preamplifier. The SH-9010 stereo parametric/graphic frequency equalizer. The SH-9020 peak/peak-hold/average metering system. And the SE-906C stereo/mono DC power amplifier.

You'll also understand why the Flat Series challenges the performance of the most expensive professional equipment in the world. And very often surpasses it.

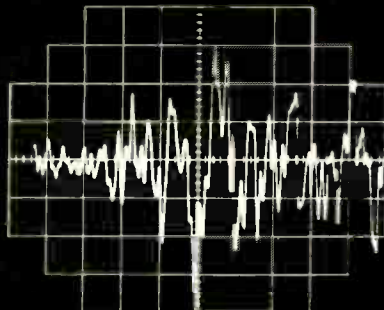
Look at the graphs. The reproduced waveform is virtually true to the original. All types of distortion—some measurable, some not—are negligible. And the linear frequency response is extremely wide.

We're confident that the truly discriminating critic will recognize the magnitude of our achievement. Especially when that achievement is offered at prices that are unprecedented for equipment of this caliber. And with the flexibility to incorporate one or more, or all five units into your system. Depending on your needs or budget.

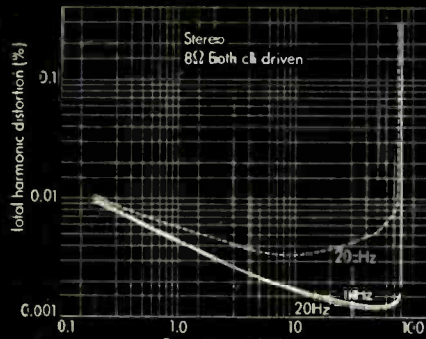
To see how Technics achieved the incredible performance shown in the graphs, you have to see and compare the incredible specifications that are typical of the Technics Flat Series on the facing page.



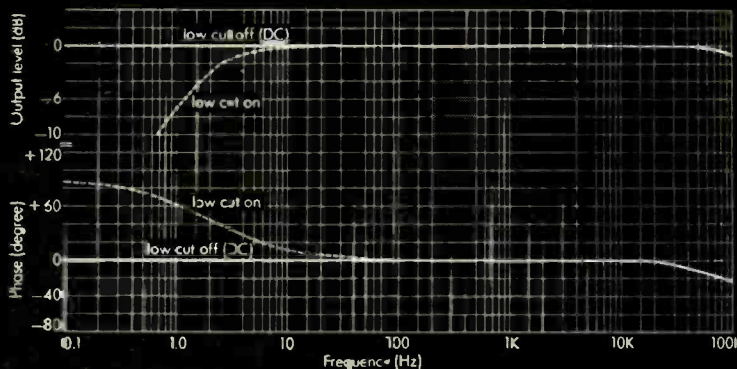
Input Waveform to ST-9030 FM Tuner.



Output Waveform from Technics Flat Series.



THD vs. Output Power in Stereo SE-906C.



Gain, Phase vs. Frequency Response, SE-9060 Amp.

TECHNICS ST-9030. THD (stereo): Wide—0.08% (1 kHz). Narrow—0.3% (1 kHz). S/N (stereo): 73 dB. **FREQ. RESPONSE:** 20 Hz—13 kHz +0.1, -0.5 dB. **SELECTIVITY:** Wide—25 dB. Narrow—90 dB. **CAPTURE RATIO:** Wide—0.8 dB. Narrow—2.0 dB. **IMAGE and IF REJECTION, SPURIOUS RESPONSE (98 MHz):** 135 dB. **AM SUPPRESSION (wide):** 58 dB. **STEREO SEPARATION (1 kHz):** Wide—50 dB. Narrow—40 dB. (10 kHz): Wide—40 dB. Narrow—30 dB. **CARRIER LEAK:** Variable terminal—65 dB (19 kHz). Fixed—70 dB (19 kHz, 38 kHz).

TECHNICS SE-9060. **POWER OUTPUT:** 70 watts per channel (stereo), 180 watts (mono) min. RMS into 8 ohms from 20 Hz to 20 kHz with no more than 0.02% THD. **INTERMODULATION DISTORTION (60 Hz: 7 kHz, 4:1):** 0.02%. **FREQ. RESPONSE:** DC~100 kHz, +0 dB, -1 dB. **POWER BANDWIDTH:** 5 Hz—50 kHz, -3 dB. **S/N:** 120 dB (IHF A). **RESIDUAL HUM & NOISE:** 100 μ V. **INPUT SENSITIVITY & IMPEDANCE:** 1V/47k Ω .


All the specifications of Technics Flat Series are too numerous and complex to list here. But their performance is too good to miss. So don't. Technics Flat Series is now available for demonstration at selected audio dealers. For very selective ears. And for very selective eyes there's Technics SH-999. A movable 19" custom rack with rosewood veneer side panels.

Technics Flat Series. A rare combination of audio technology. A new standard of audio excellence.

Technics Professional Series
by **Panasonic**

CIRCLE 36 ON FREE INFORMATION CARD

This is what you should listen to.



CIRCLE 36 ON FREE INFORMATION CARD

www.americanradiohistory.com

equipment reports

EQUIPMENT REPORT: EICO Model 242 FET-TVOM



CIRCLE 106 ON FREE INFORMATION CARD

THE ELECTRONIC INSTRUMENT COMPANY, INC. (EICO), 108 New South Road, Hicksville, NY 11801, has developed a bench or portable FET-TVOM, the *model 242*. This instrument has a large 6-inch meter that is easy to read and provides long scales. It reads AC or DC voltages from 0.01 up to 1,000. There are seven ranges in the handy 1-3-10-30 layout. The lowest voltage range is from 0 to 1; since these scales are linear, this provides a center-scale reading of 0.5 volt, or 500 mV. The *model 242* provides a total of six scales, the top scales (the longest) are used for reading DCV/MA and ACV. This feature makes it a lot easier to read the very small voltages found in solid-state equipment.

Seven ohmmeter ranges start at $R \times 1$ and go to $R \times 1.0$ megohm. The center scale on the ohms ranges is 10 ohms on the low range, which is helpful when you must read low-value resistors. Both alternating and direct currents can be read on seven ranges from 0-1 mA up to 0-1 amp.

The AC voltage ranges for the RMS input

are the same as for DC voltage. Special scales are provided for reading peak-to-peak AC voltages—up to 2800 P-P. The AC voltage can be read on the same scales, the RMS up to 1.0 amp and the P-P voltage up to 2.8 amp.

The FET input provides the DC voltage ranges with the typical high input impedance—11 megohms. The AC voltage ranges give a 1.0-megohm input impedance. The rated specifications for the *model 242* are: DC accuracy is $\pm 3\%$ of full scale; the RMS AC accuracy is $\pm 5\%$ of full scale; the frequency response of the AC voltage ranges is 25 Hz to 2.0 MHz; an accessory RF probe, the *model PRF-11*, can extend this range to 250 MHz. The *model HVP-2* probe extends the DC voltage range to 30 kV. The input is protected by a semiconductor network to prevent damage to the FET during overload.

The *model 242* is AC-powered, with a transformer and a Zener diode regulated output of +6.8 VDC. The Zener diode also regulates the DC voltage supply when used on the


continued on page 32



It's All On The Cards


... and the deck is stacked in your favor. VERO, known throughout the industry for quality, is now offering a wide selection of electronic components for the serious hobbyist or home builder. These fine products have all passed the demanding requirements of one of the most demanding industries in the country — the electronics industry.

From basic breadboards to exciting enclosures, VERO products offer you proven capability and reliability and an affordable price. So, next time you are in the mood to build something



great, insist on the finest component parts — insist on VERO.

If your dealer does not stock VERO, drop us a line and we will send him all the necessary information required to get him started. You'll be doing him a favor if you do!



171 Bridge Road, Hauppauge, N.Y. 11787
(516) 234-0400 TWX: 510-227-8890

Uncompromising performance. Incredible price. A professional 3½ digit DMM Kit for less than \$70.



Incredible? True! Professionals and hobbyists alike are believers in this Sabtronics 2000, the only portable/bench DMM which offers such uncompromising performance at the astonishingly low price of \$69.95.

Uncompromising performance you'd expect only from a specialist in digital technology such as Sabtronics: Basic DCV accuracy of 0.1% ± 1 digit; 5 functions giving 28 ranges; readings to ±1999 with 100% overrange; overrange indication; input overload protection; automatic polarity; and automatic zeroing.

The low price of \$69.95? Simple: The Model 2000 is all solid-state, incorporating a single LSI circuit and high-quality components. You assemble it yourself, using our clear, easy-to-follow, step-by-step assembly manual. Kit is complete, including a high-impact case.

Now you too can have it! A professional-quality, 3½ digit Sabtronics Model 2000 DMM kit for only \$69.95. If you don't have one in your lab, use the coupon below to order NOW.

BRIEF SPECIFICATIONS:

DC volts in 5 ranges: 100 µV to 1 kV · AC volts in 5 ranges: 100 µV to 1 kV · DC current in 6 ranges: 100 nA to 2 A · AC current in 6 ranges: 100 nA to 2 A · Resistance: 0.1 Ω to 20 MΩ in 6 ranges · AC frequency response: 40 Hz to 50 kHz · Display: 0.36" (9.1 mm) 7-segment LED · Input impedance: 10 MΩ · Size: 8" W x 6.5" D x 3" H (203 x 165 x 76 mm) · Power requirement: 4 "C" cells (not included).

GUARANTEE:

Examine the 2000 DMM kit for 10 days. If not completely satisfied, return unassembled for full refund of purchase price. (Less shipping and handling)

Use your Master Charge or Visa.
To order by phone call: (214) 783-0994



Made in U.S.A.

To: Sabtronics International, Inc. RE 10
13426 Floyd Circle, Dallas, TX 75243

Please send me _____ Sabtronics Model 2000 DMM kit(s)
 at \$69.95 each..... \$ _____
 Shipping and handling, \$5.00 per unit* \$ _____
 Texas Residents Add Sales Tax \$ _____
 TOTAL enclosed \$ _____


Name _____
 Street _____
 City _____
 State _____ Zip _____

*USA only. Canada \$6.50. All other countries, \$10.00 (surface mail)

sabtronics 
 INTERNATIONAL INC.

13426 Floyd Circle ■ Dallas, Texas 75243

“If you’re going to learn electronics, you might as well learn it right!”



*“Don’t settle for less.
Especially when it comes
to career training...because
everything else in your life
may depend on it. That’s
why you ought to pick CIE!”*

You've probably seen advertisements from other electronics schools. Maybe you think they're all the same. They're not!

CIE is the largest independent home study school in the world that specializes exclusively in electronics.

...

Meet the Electronics Specialists.

When you pick an electronics school, you're getting ready to invest some time and money. And your whole future depends on the education you get in return.

That's why it makes so much sense to go with number one... with the specialists... with CIE!

There's no such thing as bargain education.

If you talked with some of our graduates, chances are you'd find a lot of them shopped around for their training. Not for the lowest priced but for the best. They pretty much knew what was available when they picked CIE as number one.

We don't promise you the moon. We do promise you a proven way to build valuable career skills. The CIE faculty and staff are dedicated to that. When you graduate, your diploma shows employers you know what you're about. Today, it's pretty hard to put a price on that.

Because we're specialists, we have to stay ahead.

At CIE, we've got a position of leadership to maintain. Here are some of the ways we hang onto it...

Our step-by-step learning includes "hands-on" training.

At CIE, we believe theory is important. And our famous Auto-Programmed® Lessons teach you the principles in logical steps.

But professionals need more than theory. That's why some of our courses train you to use tools of the trade like a 5 MHz triggered-sweep, solid-state oscilloscope you build yourself—and use to practice troubleshooting. Or a beauty of a 19-inch diagonal Zenith solid-state color TV you use to perform actual service operations.

Our specialists offer you personal attention.

Sometimes, you may even have a question about a specific lesson. Fine. Write it down and mail it in. Our experts will answer you promptly in writing. You may even get the specialized knowledge of all the CIE specialists. And the answer you get becomes a part of your permanent reference file. You may find this even better than having a classroom teacher.

Pick the pace that's right for you.

CIE understands people need to learn at their own pace. There's no pressure to keep up... no slow learners hold you back. If you're a beginner, you start with the basics. If you already know some electronics, you move ahead to your own level.

Enjoy the promptness of CIE's "same day" grading cycle.

When we receive your lesson before noon Monday through Saturday, we grade it and mail it back—the same day. You find out quickly how well you're doing!

CIE can prepare you for your FCC License.

For some electronics jobs, you must have your FCC License. For others, employers often consider it a mark in your favor. Either way, it's government-certified proof of your specific knowledge and skills!

More than half of CIE's courses prepare you to pass the government-administered exam. In continuing surveys, nearly 4 out of 5 CIE graduates who take the exam get their Licenses!

For professionals only.

CIE training is not for the hobbyist. It's for people who are willing to roll up their sleeves and go to work... to build a career. The work can be hard, sure. But the benefits are worth it.

Send for more details and a FREE school catalog.

Mail the card today. If it's gone, cut out and mail the coupon. You'll get a FREE school catalog plus complete information on independent home study. For your convenience, we'll try to have a CIE representative contact you to answer any questions you may have.

Mail the card or the coupon or write CIE (mentioning name and date of this magazine) at: 1776 East 17th Street, Cleveland, Ohio 44114.



Patterns shown on TV and oscilloscope screens are simulated.

CIE Cleveland Institute of Electronics, Inc.

1776 East 17th Street, Cleveland, Ohio 44114

Accredited Member National Home Study Council

YES... I want the best of everything! Send me my FREE CIE school catalog—including details about troubleshooting courses—plus my FREE package of home study information. RE-46

Print Name _____

Address _____ Apt. _____

City _____

State _____ Zip _____

Age _____ Phone (area code) _____

Check box for G.I. Bill information: Veteran Active Duty


MAIL TODAY!

JUST \$495 GETS YOU THIS DUAL TRACE GOULD SCOPE PLUS TWO XIO PROBES.

You know that's a great price. Especially when you consider the outstanding performance you get with this Gould OS245A oscilloscope.

And you get clear, bright displays. 5mV/div. sensitivity and exceptionally versatile trigger performance. It's ideal for TV or general electronic service work; perfect for hobbyists and educational institutions. You can rely on Gould to live up to these specs:

- DC to 10 MHz; dual trace
- Trigger performance in excess of 15 MHz
- TV trigger facilitates solid synchronization with TV signals



- Portable; weighs just 11 lbs.
 - Carries full two year warranty on all parts and labor excluding normal calibration, fuses and minor maintenance.
- Just one phone call gets you active.**

Don't miss out on this bargain. Pick up the phone now and call us toll-free at 800-325-6400. (In Missouri call 800-342-6600). We'll rush you free literature and ordering information on the OS245A as well as other Gould oscilloscopes applicable to your needs. Gould Inc., Instrument Systems Division, 3631 Perkins Avenue, Cleveland, Ohio 44114.



CIRCLE 82 ON FREE INFORMATION CARD

EQUIPMENT REPORTS

continued from page 26

internal batteries. Three 9-volt batteries mounted inside the case make the instrument completely portable, but do not have to be installed if the unit is used on the bench at all times. A battery-AC selector switch on the back panel selects the power supply in use, and the ohmmeter circuit is powered by a single 1.5-volt D-cell battery.

The model 242 uses only two connectors for test leads. One is a phone jack for the *Multi-Probe*, which can be switched (at the probe) from VDC to AC/Ohms/mA. The other connector is a ground lead with a clip. Three clearly marked and well-separated controls are used: the ON-OFF/AC-/DC/+DC mode switch, the FUNCTION switch and the RANGE switch. The ZERO-ADJUST and OHMS-ADJUST controls are both 10-turn potentiometers. For a zero-center voltage reading, set the needle to the center using the ZERO-ADJUST control. Doing this halves the indicated range, i.e., on the 0-1 volt range you can then read from -0.5 to +0.5, etc.

The three 9-volt batteries are connected in parallel to lengthen the time between battery replacement. In an emergency, of course, a single battery can be used to power the instrument.

The model 242 can be purchased as a kit or a pretested ready-made unit. It comes in a metal cabinet with a plastic front-panel trim and is large enough for bench use or elsewhere. This handy test instrument cost \$149.95 assembled and \$119.95 as a kit and should give long reliable service. **R-E**

McKay Dymek Model DR22 Receiver



CIRCLE 107 ON FREE INFORMATION CARD

VERY FEW DOMESTIC GENERAL-COVERAGE communications receivers have appeared on the market over the past several years. Several imported units have been running in the range of \$300 to \$400, with high-quality receivers in the \$3000 category. The introduction of the McKay Dymek model DR22 receiver helps fill the gap. The cost of the instrument is \$995.

The receiver is decorator-styled to complement a stereo system, with brushed-aluminum panel and knobs and a woodgrain cabinet. When the unit is switched on, both a giant LED frequency display and a dual-scale (showing S-units and dB) signal-strength meter illuminate the back-lighted panel. The model DR22 is quite lightweight for its size, due largely to its miniature-component circuitry and wood cabinet.

Veteran shortwave buffs will be astounded by the simplicity of operation. Of the eight knobs on the front panel, five are for frequency selection, the others are for the volume, mode and preamplifier. There are no controls for

continued on page 34

325 WAYS TO INCREASE YOUR ELECTRONICS KNOW-HOW!

SEND NO MONEY! We'll invoice you 10-DAY FREE TRIAL. ALL BOOKS 100% GUARANTEED. You must be satisfied or return the books and we'll cancel the invoice.

COMPUTERS, CALCULATORS & MICROPROCESSORS

- 1055—The BASIC Cookbook 140 p. \$4.95
- 1015—Beginner's Guide to Computers & Microprocessors 308 p. \$9.95
- 995—Beginner's Guide to Microprocessors 182 p. 106 il. \$5.95
- 1000—57 Practical Programs & Games in BASIC 210 p. 64 il. \$7.95
- 985—Programming Microprocessors 280 p. 102 il. \$6.95
- 971—Microprocessors: from Calculators to Computers 196 p. \$5.95
- 874—Master Handbook of Digital Logic Applic's 392 p. 287 il. \$7.95
- 852—Microprocessor Programming for Computer Hobbyists 287 p. \$6.95
- 955—Modern Digital Communications 308 p. 122 il. \$6.95
- 975—The "Computer" Book—Build Super Calculators & Minicomputer Home with Calculator Chips 322 p. 227 il. \$7.95
- 752—Computer Programming Handbook 518 p. 114 il. \$9.95
- 554—Computer Technician's Handbook 480 p. 428 il. \$9.95
- 824—Advanced Applications for Pocket Calculators 304 p. 275 il. \$5.95
- 538—Computer Circuits & How They Work 192 p. 109 il. \$5.95
- 543—Beginner's Guide to Computer Programming 460 p. 364 il. \$5.95
- 785—Microprocessor/Microprogramming Hdbk. 294 p. 176 il. \$6.95
- 709—Modern Guide to Digital Logic 294 p. 222 il. \$6.95
- 724—Get the Most Out of Electronic Calculators 204 p. 28 il. \$4.95
- 548—Beginner's Guide to Computer Logic 192 p. 175 il. \$5.95

CB, COMMUNICATIONS & AMATEUR RADIO

- 997—The Handbook of Telephones & Accessories 432 p. 215 il. \$9.95
- 1052—Radar Detector Handy Manual 80 p. 63 il. \$2.25
- 1054—Antenna Construction Hdbk./for Ham, CB, & SWL 238 p. \$5.95
- 969—CBER's Handy Manual of Base Stations 96 p. 55 il. \$2.50
- 801—Master Handbook of Ham Radio Circuits 392 p. 301 il. \$8.95
- 1005—Hdbk. of Solar Flares, Auroras & Prop. Forecasting 196 p. \$6.95
- 963—Home-Brew HF VHF Antenna Handbook 210 p. 143 il. \$5.95
- 959—CBER's Handy Manual of SSB 80 p. 42 il. \$2.25
- 685—The Complete Shortwave Listener's Hdbk. 192 p. 146 il. \$6.95
- 683—Pictorial Guide to CB Radio Install. Repair 256 p. 304 il. \$5.95
- 673—How to Be a Ham—Incls. Latest FCC Rules 192 p. 301 il. \$3.95
- 950—Dial. of Broadcast CATV & Videocomm. 420 p. 104 il. \$8.95
- 799—CB Radio Operator's Guide-2nd Edition 256 p. 139 il. \$5.95
- 899—CBER's Handy Manual 48 p. \$1.50
- 735—The Complete FM 2-Way Radio Handbook 294 p. 111 il. \$6.95
- 859—The Complete Handbook of Slow-Scan TV 304 p. 169 il. \$9.95
- 954—Practical CB Radio Troubleshooting & Repair 406 p. 169 il. \$9.95
- 597—RTTY Handbook 320 p. 230 il. \$6.95
- 933—CBER's Handy Atlas Dictionary 64 p. \$1.95
- 722—Amateur FM Conversion & Const. Projects 256 p. 187 il. \$5.95
- 678—Modern Communications Switching Systems 276 p. 171 il. \$17.95
- 581—Citizens Band Radio Service Manual 288 p. 84 il. \$5.95
- 621—The 2-Meter FM Repeater Circuits Handbook 312 p. 194 il. \$6.95

CIRCUITS BOOKS, HOBBY ELECTRONICS & PROJECTS

- 1060—303 Dynamic Electronic Circuits 308 p. 303 il. \$6.95
- 1023—Beginner's Guide to Designing/Build Transistor Radios 140 p. \$4.95
- 965—Modern Transistor Radios 64 p. 112 il. \$2.50
- 841—Build Your Own Working Robot 238 p. 83 il. \$5.95
- 958—Beginner's Guide to Making Electr. Gadgets 140 p. 113 il. \$4.95
- 921—The ABC Book of Hi-Fi Audio Projects 168 p. 131 il. \$4.95
- 800—Master Handbook of 1001 Practical Electronic Circuits 602 p. \$3.95
- 909—How to Build Metal/Treasure Locators 140 p. 60 il. \$5.95
- 935—Build-It Book of Optoelectronic Projects 238 p. 175 il. \$5.95
- 30—Handbook of Semiconductor Circuits 444 p. 317 il. \$5.95
- 964—Modern Crystal Radios (Make and Use Series) 64 p. 101 il. \$2.50
- 637—Fun with Electronics 140 p. 50 p. \$3.95
- 836—Optoelectronics: Guidebook with Projects 196 p. 115 il. \$7.95
- 955—Build-It Book of Digital Electronic Timespces 294 p. 209 il. \$6.95
- 926—Modern Railroad Electronics 308 p. 218 il. \$5.95
- 912—88 Practical Op Amp Circuits You Can Build 140 p. 120 il. \$5.95
- 868—CBER's Handybook of Simple Hobby Projects 168 p. 114 il. \$3.95
- 887—106 Easy Electr. Projects—beyond the transistor 224 p. 127 \$3.95
- 790—21 Simple Transistor Radios You Can Build 140 p. 22 il. \$3.95
- 726—Practical Circuit Design for the Experimenter 196 p. 119 il. \$4.95
- 861—Display Electronics 252 p. 195 il. \$5.95
- 679—Electronics for Shutterbugs 204 p. 109 il. \$5.95
- 771—Integrated Circuits Guidebook 196 p. 119 il. \$5.95
- 667—Miniature Projects for Electronic Hobbyists 168 p. 77 il. \$3.95
- 787—OP AMP Projects for Electronic Hobbyists 280 p. 239 il. \$5.95
- 766—MOSFET Circuits Guidebook—with 100 Projects 322p.196 il. \$5.95
- 714—Radio Astronomy for the Amateur 252 p. 88 il. \$5.95
- 571—Radio-Electronics Hobby Projects 192 p. 214 il. \$4.95
- 591—Solid-State Projects for the Experimenter 224 p. 228 il. \$4.95
- 780—111 Digital & Linear IC Projects 210 p. 244 il. \$5.95
- 690—Solid State Projects for Electronic Hobbyists 224 p. 228 il. \$4.95
- 524—104 Easy Projects for Electronics Gadgets 160 p. 105 il. \$4.95
- 553—Electronics Self-Taught with Exp. & Projects 288 p. 191 il. \$5.95
- 695—Practical Trans-CR Projects for Experimenters 192p.146 il. \$4.95
- 486—104 Simple One-Tube Projects 192 p. 104 il. \$3.95
- 629—Handbook of IC Circuit Projects 224 p. 136 il. \$5.95
- 487—64 Hobby Projects for Home & Project 154 p. 159 il. \$4.95
- 935—125 One Transistor Projects 192 p. 125 il. \$5.95
- 83—Fun with Electronic 128 p. 94 il. \$3.95
- 647—Stereo Quad Hi-Fi Principles & Projects 192 p. 100 il. \$4.95
- 440—Electronic Experimenter's Guidebook 182 p. 86 il. \$4.95
- 564—Electronic Hobbyist's IC Project Handbook 154 p. 86 il. \$4.95
- 613—New IC FET Principles & Projects 154 p. 80 il. \$4.95
- 462—104 Easy Transistor Projects You Can Build 224 p. 105 il. \$5.95
- 590—Practical Solid-State Principles & Projects 176 p. 127 il. \$3.95
- 129—New Skill-Building Transistor Projects & Exp 192 p. 129 il. \$4.95
- 568—IC Projects for Amateur & Experimenter 192 p. 252 il. \$5.95
- 424—Transistor Projects for Electronic Hobbyists 192 p. 153 il. \$4.95
- 89—Transistor Projects 160 p. 123 il. \$3.95
- 70—Electronic Puzzles & Games 128 p. 75 il. \$3.95
- 112—Learn Electronics by Building 208 p. 214 il. \$4.95

AUDIO, RECORDING, HI-FI & STEREO

- 1064—How to Design/Build/ Test Complete Stereo Systems 336 p. \$6.95
- 1056—Install Anything Electr. in Cars/Boats/Planes/Trucks 364 p. \$9.95
- 1042—Jap Radio Record/Tape Player Schem.Manual—V 2 200 p. \$7.95
- 1017—Understanding Sound, Video & Film Recording 140 p. 74 il. \$5.95
- 966—Complete Handbook of PA Sound Systems 272 p. 148 il. \$7.95
- 736—Amateur Filmmaker's Hdbk. Sound Sync/Scoring 210 p. \$5.95
- 875—Microphones—How Work & How to Use Them 224 p. 97 il. \$5.95
- 646—Acoustic Techniques for Home Studio 224 p. 168 il. \$5.95
- 781—Handbook of AM/FM Channel Recording 322 p. 196 il. \$7.95
- 934—Photo Guide to Hi-Fi Stereo Repair 288 p. 261 il. \$6.95
- 632—Pictorial Guide to Tape Recorder Repairs 256 p. 320 il. \$4.95
- 756—4-Channel Stereo From Source to Sound 252 p. 102 il. \$4.95
- 634—Basic Audio Systems 240 p. 302 il. \$4.95
- 689—Cassette Techniques for Home Studio 224 p. 168 il. \$5.95
- 871—Tape Recording for Fun & Profit 224 p. 171 il. \$5.95
- 494—Audio Systems Handbook 192 p. 125 il. \$4.95
- 681—Questions & Answers About Tape Recording 264 p. 102 il. \$5.95
- 716—Servicing Cassette & Cartridge Tape Players 294 p. 196 il. \$5.95
- 595—Installing & Servicing Home Audio Systems 256 p. 136 il. \$6.95
- 617—Elements of Tape Recording 224 p. 145 il. \$4.95
- 642—Jap. Radio Record & Tape Player Service Manual 228 p. \$6.95
- 86—Installing Hi-Fi Systems 224 p. 152 il. \$5.95
- 59—Servicing Record Changers 224 p. 173 il. \$5.95
- 529—Handbook of Magnetic Recording 224 p. over 90 il. \$5.95

APPLIANCES, ELECTRICITY & ENERGY

- 987—Hearing Aid Handbook 336 p. 224 il. \$8.95
- 913—Complete Hdbk. of Electrical Home Wiring 476 p. 196 il. \$6.95
- 906—Homeowner's Guide to Solar Heating/Cooling 196 p. 113 il. \$4.95
- 962—Microwave Oven Service & Repair 420 p. 210 il. \$9.95
- 903—Guide to Modern Energy-Efficient Heating Cooling Sys. \$5.95
- 750—How to Completely Secure Your Home 224 p. 162 il. \$5.95
- 1030—101 Practical Uses for Propane Torches 140 p. 83 il. \$3.95
- 1006—Build-It Book of Solar Heating Projects 196 p. 111 il. \$4.95
- 820—Central Heating Air Cond. Repair Guide 320 p. 285 il. \$6.95
- T-97—Electric Motor Test & Repair 160 p. 102 il. \$6.95
- 515—Small Appliance Repair Guide-Vol 1 224 p. 100 il. \$5.95
- 917—How to Repair Small Gasoline Engines 392 p. 251 il. \$6.95
- 908—Homeowner's Guide to Appliance Repair 288 p. 169 il. \$5.95
- 745—The Home Appliance Clinic 195 p. 61 il. \$4.95
- 685—How to Repair Home Kitchen Appliances 294 p. 205 il. \$5.95
- 120—Complete Hdbk. of Locks & Locksmithing 392 p. 348 il. \$5.95
- 855—How to Repair Home Laundry Appliances 280 p. 137 il. \$5.95
- 715—Small Appliance Repair Guide-Vol 2 210 p. 119 il. \$4.95
- 555—Major Appliance Repair Guide 288 p. 278 il. \$5.95
- 671—Electrical Wiring/Lighting for Home/Office 204 p. 155 il. \$4.95
- 520—How to Repair Home Auto Air Conditioners 208 p. 100 il. \$5.95
- 295—Refrigerator 160 p. 53 il. \$3.95

FCC LICENSE STUDY GUIDES

- 1092—First Class Commercial FCC Lic. Study Guide 378 p. 205 il. \$7.95
- 582—Commercial FCC License Handbook 444 p. 150 il. \$7.95
- 652—2nd Class FCC Encyclopedia Study Guide 602 p. 445 il. \$7.95
- 893—Third Class FCC License Study Guide 308 p. 88 il. \$6.95
- 873—Ham Radio Novice Class License Study Guide 224 p. 57 il. \$5.95
- 951—Ham Radio General Class License Study Guide 448 p. \$7.95
- 827—Ham Radio Advanced Class License Study Guide 282 p. \$5.95
- 543—Ham Radio Extra-Class License Study Guide 224 p. 162 il. \$5.95
- 989—Ham Radio Incentive Licensing Guide 154 p. 70 il. \$4.95

SEMICONDUCTORS, TUBES & TRANSISTORS

- 856—Master OP-AMP Applications Handbook 476 p. 320 il. \$9.95
- 1016—Towers International FET Selector 140 p. \$4.95
- 966—IC Functional Catalog 224 p. 150 il. \$5.95
- 984—CMOS Databook 280 p. 270 il. \$6.95
- 870—Master Tube Substitution Handbook 548 p. 322 il. \$4.95
- 1010—Towers Inter. Transistor Selector 200 p. 179 il. 7" x 10" \$6.95
- 970—Master Transistor/IC Substitution Handbook 518 p. 165 il. \$7.95
- 717—Transistor Theory for Technicians & Engrs. 224 p. 116 il. \$5.95
- 620—Basic Electricity & Beginning Electronics 252 p. 191 il. \$6.95
- 470—Transistor Circuit Guidebook 224 p. 118 il. \$5.95
- 794—Microelectronics 266 p. 228 il. \$5.95
- 708—Modern Applications of Linear ICs 276 p. 301 il. \$5.95
- 513—Understanding Solid-State Circuits 192 p. 104 il. \$4.95
- 116—Getting Started with Transistors 160 p. 90 il. \$3.95

BASIC & GENERAL ELECTRONICS TECHNOLOGY

- 510—How to Read Electronic Circuit Diagrams 192 p. 140 il. \$4.95
- 588—Basic Electronics Course 384 p. 275 il. \$6.95
- 891—Practical Solid-State DC Power Supplies 196 p. 151 il. \$5.95
- 620—Basic Electricity & Beginning Electronics 252 p. 191 il. \$7.95
- 830—Introduction to Medical Electronics 320 p. 126 il. \$9.95
- 655—Modern Electronics Math 686 p. 424 il. \$9.95
- 728—Basic Digital Electronics 210 p. 117 il. \$4.95
- 691—Electronics Unraveled 228 p. 96 il. \$5.95
- 828—Switching Regulators & Power Supplies 252 p. 128 il. \$8.95
- 583—Practical Electronics: Principles & Practice 416 p. 380 il. \$8.95
- 930—Service Medical & Biomedical Equipment 350p.165 il. \$8.95
- 300—Dictionary of Electronics 420 p. 487 il. \$5.95
- 601—Basic Color Television Course 420 p. over 300 il. \$7.95
- 575—Modern Radar—Theory, Oper., and Maint. 480 p. 253 il. \$7.95
- 104—Basic Radio Course 224 p. 128 il. \$4.95
- 638—Marine Electronic Principles & Practice 192 p. 106 il. \$5.95
- 829—Pulse & Switching Circuits 256 p. 184 il. \$5.95
- 585—Digital Electronics: Principles & Practice 292 p. 191 il. \$5.95
- 105—Basic TV Course 224 p. 128 il. \$5.95
- 111—Basic Transistor Course 224 p. 179 il. \$5.95

ELECTRONIC MUSIC

- 743—Electronic Music Circuit Guidebook 224 p. 180 il. \$6.95
- 843—Sourcebook of Electronic Organ Circuits 168 p. 101 il. \$4.95
- 610—How to Repair Musical Instrument Amplifiers 288 p. 50 il. \$5.95
- 718—Electronic Music Production 156 p. 79 il. \$3.95
- 666—Experimenting with Electronic Music 180 p. 103 il. \$3.95
- 546—Electronic Musical Instrument 192 p. 121 il. \$5.95
- 832—Electronic Musical Instr. Manual 210 p. 7" x 10" 385 il. \$6.95
- 503—Servicing Electronic Organs 196 p. 8 1/2" x 11" 145 il. \$9.95

ELECTRONIC TEST EQUIPMENT

- 730—Effective Troubleshooting with EVM Scope 238 p. 185 il. \$5.95
- 1012—How To Design/Build Electr. Instrumentation: 420 p. 210 il. \$9.95
- 792—Build-It Book of Miniature Test & Msmt. Instr. 238 p. 151 il. \$4.95
- 472—Working with the Oscilloscope 104 p. 183 il. 7" x 9 1/2" \$4.95
- 672—Understanding & Using the VOM & EVM 192 p. 187 il. \$6.95
- 927—How to Use AF & RF Signal Generators 236 p. 162 il. \$4.95
- 702—Electronic Measurements Simplified 240 p. 217 il. \$4.95
- 729—RF & Digital Test Equipment You Can Build 252 p. 217 il. \$5.95
- 877—Under & Using Modern Signal Generators 294 p. 120 il. \$6.95
- 664—Understanding & Using the Oscilloscope 272 p. 170 il. \$5.95
- 577—How to Use Color TV Test Instruments 256 p. 230 il. \$4.95
- 131—Test Instruments for Electronics 192 p. 155 il. \$4.95
- 690—How to Test & Repair Electr. Test Eqpt. 252 p. 143 il. \$6.95
- 777—Under/Using Modern Electr. Svcng. Test Equipment 252p. \$5.95
- 498—The Oscilloscope—Third Edition 264 p. 169 il. \$5.95
- 483—93 Ways to Use Your Oscilloscope 192 p. 327 il. \$5.95
- 485—How to Use Test Instr. in Electronics Servicing 256p. 234 il. \$4.95
- 550—Vectorscopes: Scopes/Sweep/Marker/Generators 256 p. \$5.95

ENGINEERING & REFERENCE

- 929—Solid State Motor Controls 322 p. 162 il. \$8.95
- 742—Pro Electr./Electr. Engr's License Study Guide 476 p. \$7.95
- 750—Electronic Conversions, Symbols & Formulas 224 p. 46 il. \$5.95
- 829—Impedance 196 p. 90 il. \$5.95
- 774—Digital Logic Electronics Handbook 308 p. 226 il. \$6.95
- 118—Electronics Data Handbook 256 p. 149 il. \$5.95
- 101—Electronic Circuit Design Hdbk. 4th Edition 416 p. 966 il. \$17.95
- 125—Handbook of Electronic Tables 224 p. 16 il. \$4.95
- 254—Electronic Engineering Nomograms 176 p. 8 1/2" x 11" \$9.95
- 110—Electronic Design Charts 128 p. \$8.95
- 121—Charts, Nomographs for Techs. Engrs. 96 p. 8 1/2" x 11" \$7.95

TV, RADIO & ELECTRONIC SERVICING

- 1028—How To Repair Video Games 270 p. 182 il. \$7.95
- 901—Hdbk. of Marine Electronic & Electrical Systems 546 p. \$9.95
- 901—CET License Handbook 2nd Edition 448 p. 169 il. \$8.95
- 919—Color TV Troubleshooter's Handbook 612 p. 612 il. \$5.95
- 821—TV Troubleshooter's Handbook-3rd Ed. 448 p. over 300 il. \$4.95
- 563—Beginner's Guide to TV Repair 176 p. 50 il. \$4.95
- 956—How to Fix & Theft Security Systems-2nd Ed. 192 p. 108 il. \$8.95
- 876—Color TV Case Histories Illustrated—Vol 2 352 p. 243 il. \$7.95
- 746—Color TV Case Histories Illustrated 238 p. 219 il. \$5.95
- 809—Photo Guide: Solid State Color TV Troubles 224 p. 169 il. \$5.95
- 772—Troubleshooting with the Dual Trace Scope 224 p. 252 il. \$5.95
- 738—TV Schematics: Reading Between the Lines 252 p. 188 il. \$5.95
- 822—How to Test Almost Everything Electronic 160 p. 144 il. \$5.95
- 605—Install Servicing Projects—Vol 2 252 p. over 160 il. \$5.95
- 696—TV Tuner Schematic/Servicing Manual-Vol 1 224 p. 287 il. \$6.95
- 979—TV Tuner Schematic/Servicing Manual-Vol 2 200 p. 374 il. \$6.95
- 633—Simplified TV Trouble Diagnosis 320 p. 292 il. \$5.95

- 690—Logical Color TV Troubleshooting 240 p. 151 il. \$5.95
- 559—199 TV Tough-Dog Problems Solved 252 p. 199 il. \$5.95
- 580—Modern Radio Repair Techniques 260 p. 207 il. \$5.95
- 532—How to Repair Solid-State Imports 192 p. 8 1/2" x 11" 122 il. \$7.95
- 644—Pictorial Guide to Color TV Circuit Troubles 256 p. 262 il. \$4.95
- 484—TV Servicing Guidebook 176 p. 110 il. \$4.95
- 761—Jack Darr's Service Clinic No. 3 252 p. 122 il. \$4.95
- 123—Jack Darr's Service Clinic No. 1 192 p. 125 il. \$4.95
- 438—Pinpoint TV Troubles in 10 Minutes 327 p. 394 il. \$5.95
- 662—TV Bench Servicing Techniques 228 p. 77 il. \$7.95
- 598—Align One TV Alignment Handbook 304 p. 145 il. \$5.95
- 430—Pinpoint Transistor Troubles in 12 Minutes 492 p. 243 il. \$6.95
- 595—199 Color TV Troubles & Solutions 224 p. 178 il. \$5.95
- 507—101 TV Troubles—From Symptom to Repair 224 p. 170 il. \$5.95
- 619—T shooting Solid-State Electr. Power Supplies 192 p. 85 il. \$4.95
- 778—Small-Screen TV Servicing Manual 240 p. 367 il. \$6.95
- 653—T shooting Solid-State Wave Gen. & Shaping Circs. \$4.95
- 636—Installing TV & FM Antennas 168 p. 158 il. \$4.95
- 593—199 Electronic Test & Alignment Techniques 224 p. 130 il. \$4.95
- 635—VHF UHF Fire. Police, Ham Scanners Ser. Manual 250 p. \$6.95
- 660—FM Stereo-Duo Receiver Servicing Manual 192 p. 130 il. \$4.95
- 706—Indexed Guide to Modern Electronic Circuits 216 p. 92 il. \$4.95
- 658—125 Typical Electr. Circs. Analyzed & Repaired 208 p. 160 il. \$4.95
- 625—Installing TV & FM Antennas 168 p. 158 il. \$4.95
- 732—Jap. Consumer Electr. Ser. Manual 196p. incl. schematic/oldout \$5.95
- 694—Auto Stereo Electr. & Installation 252 p. 245 il. \$5.95

MODEL RADIO CONTROL

- 825—Flying Model Airplanes/Helicopters by RC 192 p. 140 il. \$4.95
- 747—RC Modeler's Handbook of Gliders & Sailplanes 196 p. 90 il. \$4.95
- 812—Radio Control for Models 350 p. 417 il. \$6.95
- 693—Model Sail & Power Boats by Remote Control 192 p. 125 il. \$4.95
- 135—Radio Control Manual-2nd Edition 192 p. 158 il. \$4.95
- 122—Advanced Radio Control 192 p. 181 il. \$4.95
- 93—Radio Control Handbook-3rd Ed. 320 p. 238 il. \$6.95
- 74—Model Radio Control 192 p. 192 il. \$4.95

BROADCAST, CATV, CCTV & VIDEOTAPE

- 811—Complete Hdbk. of Videocassette Recorders 280 p. 160 il. \$5.95
- 852—Bcast Engr. & Maintenance Hdbk 532 p. 235 il. \$19.95
- 815—Design/Maintain. CATV/Small TV Studio 288 p. 100 il. \$12.95
- 1009—CATV Installation, Maintenance & Repair 294 p. \$8.95
- 773—Talk-By-TV, Two-Way Cable Television 238 p. 64 il. \$5.95
- 833—Complete Broadcast Antenna Handbook 448 p. 308 il. \$17.95
- 657—MATV Systems Handbook 176 p. 91 il. \$4.95
- 523—Guide to Radio-TV Broadcast Engineering Pract. 288 p. 140 il. \$12.95
- 733—Directional Broadcast Antennas 210 p. 60 il. \$12.95
- 557—How to Become a Radio Disc Jockey 256 p. 36 il. \$12.95
- 648—How to Prepare a Production Budget: Film & Videotape \$12.95
- 541—Videotape Prod. & Comm. Techniques 256 p. 100 il. \$12.95
- 793—TV Lighting Handbook 228 p. 230 il. \$12.95

COLOR TV SCHEMATIC/SERVICING MANUALS

Each vol. has complete service data, parts lists, full-size schematic fold-out section, and all other info needed. Each 8 1/2" x 11" only \$5.95 unless otherwise marked.

- 662—Svngng. New Modular Color TV Recv'r's Vol. 1 176 p. \$6.95
- 545—Admiral Vol. 1 196 p. 12 schematics \$12.95
- 641—Admiral Vol 2 196 p. 11 schematics \$6.95
- 741—Airline (Montgomery Ward) 196 p. 12 schematics \$5.95
- 639—General Electric Vol. 1 196 p. 12 schematics \$8.95
- 506—General Electric Vol. 2 212 p. 10 schematics \$5.95
- 879—General Electric Vol. 3 196 p. \$5.95
- 560—Jap. Vol. 1—Sharp, Midland 212 p. \$5.95
- 576—Jap. Vol. 2—Delmonico, Hitachi, Panasonic, etc. 212 p. \$4.95
- 684—Japanese Vol. 3—Hitachi, Sanyo, Coronado 228 p. \$4.95
- 692—Japanese Vol. 4—Sharp, Midland, MGA 236 p. 36 p.f.o. \$5.95
- 700—Japanese Vol. 5—Sony 196 p. 36 p. foldout \$5.95
- 526—Magnavox Vol. 1 196 p. 12 schematics \$7.95
- 589—Magnavox Vol. 2 196 p. 9 schematics \$5.95
- 770—Magnavox Vol. 3 196 p. 36 p. schematic foldout \$5.95
- 509—Motorola Vol. 1 178 p. 6 schematics \$8.95
- 584—Motorola Vol. 2 196 p. 9 schematics \$7.95
- 522—Phico 196 p. 12 schematics \$5.95
- 496—RCA Vol. 1 212 p. 12 schematics \$8.95
- 578—RCA Vol. 2 212 p. 12 schematics \$7.95
- 720—RCA Vol. 3 196 p. 12 schematics \$7.95
- 721—RCA Vol. 4 196 p. 12 schematics \$8.95
- 822—RCA Vol. 5 196 p. 36 p. schematic section \$6.95
- 740—Sears 228 p. 12 schematics \$5.95
- 539—Sylvania Vol. 1 196 p. 12 schematics \$5.95
- 518—Sylvania Vol. 2 212 p.

EQUIPMENT REPORTS

continued from page 32

antenna peaking, preselector adjustment, bandswitching, RF gain, AVC/MVC, BFO pitch, crystal phasing, or other venerable memorabilia of the old Hallicrafters days!

The receiver seems ideal for the demanding international-broadcast listener. The 5-kHz incremental frequency-stepping locks in on allocated channels faithfully; the remaining ± 5 -kHz knob is used as a fine-frequency adjustment, thus assuring total-frequency coverage.

The frequency stability is ± 40 Hz; such exceptional stability is credited to the phase-locked-loop frequency-synthesis oscillator.

Front-end overload is minimized by the use of a high-level RF amplifier stage, followed by a high-level double-balanced mixer stage. Crystal filtering immediately follows the mixer stage to reduce unwanted-signal passband frequencies.

Lab tests

Admittedly, upon unpacking the *model DR22*, we had the impression that this unit was intended to be a cosmetic complement for a stereo installation rather than a competitive, professional general-coverage receiver. But with the *model DR22* operating, it became immediately apparent that it represents a new receiver-design philosophy—few manual adjustments required, without any compromise in performance.

The quartz-crystal oscillator provides incredible stability without the familiar backlash of tuning dials. The large frequency display

leaves no doubt as to what frequency is selected. A liberal sprinkling of crystal and ceramic filters provides steep-sided selectivity, adjustable as 4-kHz or 8-kHz bandwidths.

Although the unit is normally used with its internal speaker, provisions have been made for an external speaker as well as a high-impedance output to couple into a sound system. The use of high-power front-end transistors results in a wide dynamic range; local broadcasters posed no problem with weak-signal reception. Unusual low-frequency coverage (down to 50 kHz) affords quality reception of utilities and broadcasters found in the LF spectrum, although an antenna-matching system should be used at these low frequencies rather than a random wire antenna.

TECHNICAL SPECIFICATIONS

Frequency range: 50 kHz through 29.7 MHz

Reception modes: AM, USB, LSB, CW

Sensitivity: (10 dB S + N/N; AM mode)

1-2 μ V 300 kHz-29.7 MHz 30 μ V at 100 kHz

Dial accuracy: ± 5 kHz

Image rejection: 70 dB

Intermodulation and crossmodulation: 65 dB referenced to 1 μ V.

Audio output: 2 watts

Audio impedances at rear-apron ports: 4 ohms/5000 ohms

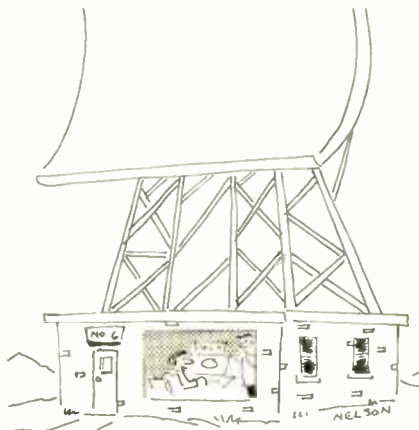
Model DA100 antenna

Offered as an accessory to the *model DR22* receiver, the *model DA100* active-antenna system works with any receiver designed for a

50-kHz-30-MHz range. Its performance is claimed to be equal to or better than that of a 100-foot longwire antenna, and our lab tests substantiated that claim.

The antenna system consists of two components; an outside-mounted broadband amplifier with a four-foot whip antenna and an inside control console. Fifty feet of interconnecting coaxial cable are supplied. A DC supply module is fed through the coax cable; the control console has selectable impedance matching and attenuation to prevent receiver overload. The cost of the active antenna system is \$135.

For additional information, write McKay Dymek Company, P.O. Box 2100, Pomona, CA 91766. **R-E**



All I get is someone called Big Daddy who's got his hammer down.

Clever Kleps

Test probes designed by your needs — Push to seize, push to release (all Kleps spring loaded).

- Kleps 10.** Boathook clamp-grips wires, lugs, terminals. Accepts banana plug or bare wire lead. 4¾" long. **\$1.39**
- Kleps 20.** Same, but 7" long. **\$1.49**
- Kleps 30.** Completely flexible. Forked-tongue gripper. Accepts banana plug or bare lead. 6" long. **\$1.79**
- Kleps 40.** Completely flexible. 3-segment automatic collet firmly grips wire ends, PC-board terminals, connector pins. Accepts banana plug or plain wire. 6¾" long. **\$2.59**
- Kleps 1.** Economy Kleps for light line work (not lab quality). Meshing claws. 4½" long. **\$.99**
- Prof 10.** Versatile test prod. Solder connection. Molded phenolic. Doubles as scribing tool. "Bunch" pin fits banana jack. Phone tip. 5½" long. **\$.89**

All in red or black - specify. (Add 50¢ postage and handling). Write for complete catalog of - test probes, plugs, sockets, connectors, earphones, headsets, miniature components.

Available through your local distributor, or write to:

RYE INDUSTRIES INC.
128 Spencer Place, Mamaroneck, N.Y. 10543
In Canada: Rye Industries (Canada) Ltd.

SPECIAL REPORT: Jack Darr, Service Editor of Radio-Electronics writes: Oneida's Nu-Color Picture Tube Restorer 'Lives up to its name'

This device is designed to restore color to old picture tubes with one or more weak guns.

I had a trade-in Wards TV, with a picture tube so bad it had to be seen to be believed. The blue gun read almost normal emission; the green gun would come up to the bottom end of the BAD sector on the meter; and the red gun just barely wiggled the needle.

The *Nu-Color model 90A* is a plug-in device that is inserted between the picture tube and socket, like a brightener. However, it is not a brightener, at least in the usual sense of the word. Between its plug and socket is a little box with three color-coded slide controls, one for each color.

Starting with all controls at the OFF position, I plugged the *Nu-Color* in and turned the set on. As expected, the raster was a bright blue. I adjusted the controls of the *Nu-Color* and came up with a good-looking color-bar pattern. Twiddling the grey scale and the *Nu-Color* controls gave an excellent color picture. Reds saturated normally, with the color control all the way up and all other things looked very good! This device lives up to its claims and its name; it certainly did "restore the color" to this old dog.

As Oneida is careful to explain, the *Nu-Color* is not intended as a "cure-all" for color troubles, but it will help correct problems due to unbalanced picture-tube emission. The device can be installed and adjusted in the home with very little trouble.

For details write: Dalton Smith, President, Oneida Electronic Mfg. Co., Box 678, Meadville, Pa. 16335



Jim-pak[®] electronic components

One-Stop Component Center AUTHORIZED DEALERS

ALABAMA

Cropwell
Huntsville
Mobile
ALASKA
Anchorage
ARIZONA
Flagstaff
Fountain Hills
Tempe
Sierra Vista
Yuma

CALIFORNIA

Bellflower
Berkeley
Brea
Cypress
El Monte
Fontana
Fullerton
Glendale
Lake Tahoe, South
Lancaster
Long Beach
Mission Viejo
Modesto
Modesto
Monterey
Oceanside
Palmdale
Palo Alto
Pasadena
Riverside
Sacramento
Sacramento
Sacramento
San Bernardino
San Carlos
San Diego
San Diego
San Fernando
San Francisco
San Francisco
San Jose
San Luis Obispo
San Rafael
Santa Barbara
Santa Cruz
Santa Maria
Santa Monica
Sunnyvale
Torrance
Vallejo
Van Nuys
Ventura
Walnut Creek
Westminster
Whittier
Whittier

COLORADO

Aurora
Denver
Steamboat Springs

CONNECTICUT

Bridgeport

FLORIDA

Ft. Lauderdale
Gainesville
Lakeland
Orlando
Pensacola
Tampa
Tampa

GEORGIA

Atlanta

HAWAII

Aiea

Honolulu

IDAHO

Boise

Caldwell

Idaho Falls

ILLINOIS

Carbondale
Evanston
Evanston
Granite City
Groveland
Mount Prospect
Niles
Oak Park
Peoria
Rockford
Schaumburg

INDIANA

East Chicago

Hammond

IOWA

Clinton

Davenport

Des Moines

Indianola

KANSAS

Kansas City

Tucker Bros.
Industrial Electronic Supply
Lafayette Radio Electronics

Electronics Corp. of Alaska

Jim's Audio & Stereo Repair
P & C Communications
Computerworld Inc.
B & S Electronics
Yuma Electronics

Earl's Hobby Shop
Al Lasher Electronics
Century Electronics
SCR Electronics
Kimball & Stark
Fontana Electronics
Orvac Electronics Inc.
Eagle Electronics
CalPine Electronics
Consumer Electronics
Scott Radio Supply Inc.
Tower Electronics Corp.
Computer Magic
Pacific Radio
Zackit
Electronic Center
Radio Shack A.S.C. Palmdale
Zack Electronics
Dow Radio Inc.
Computer Center
Heathkit Electronic Center
The Radio Shack
Zackit
Inland Computer & Electronics
J & H Outlet Store
Radio Shack A.S.C. Mira Mesa
Radio Tronics Inc.
San Fernando Electronics
Zack Electronics
Zenith Distributing Corp.
Quement Electronics
Mid-State Electronic Supply
Electronics Plus
Lombard Electronics
Santa Cruz Electronics
Caps Electronics
Mission Control
Sunnyvale Electronics
SE Electronics
Zackit
Thrifty Electronics Supply
Lombard's Electronics Inc.
Byte Shop of Walnut Creek
JK Electronics
D & S Electronics
Whittier Electronics Co.

Com Co Electronics
Mt. Norn Distributing Co.
Cain's TV & Electronics

Bridgeport Computer

Computers For You
Lafayette Radio
Lakeland Specialty Electronics
Altair Computer Center
Gnice Electronics Inc.
AMF Radio
Microcomputer Systems

Atlanta Computer Mart

Delcoms Hawaii
Integrated Circuit Supply

Custom Electronics
A-Gem Supply Inc.
Audiotronics

Lafayette Radio
Itty Bitty Machine Co.
Tri-State Electronic Corp.
Computer Systems Center
Mayer Electronics
Tri-State Electronic Corp.
Computer Land
Spectronics Inc.
Warren Radio Co.
Imperial Computer Systems
Data Domain

Acro Electronics Corp.
Quantum Computer Works

Bridge Elec. Computer Center
Computer Store of Davenport
Radio Trade Supply Co.
Electronix Limited

Electronic Surplus Sales

Manhattan
Wichita

KENTUCKY
Lexington

LOUISIANA
Baton Rouge
Baton Rouge
New Orleans

MARYLAND
Baltimore
Baltimore
La Vale
Rockville
Silver Spring
Towson
Towson

MASSACHUSETTS
Medford
North Adams
Waltham
Worcester

MICHIGAN
Ann Arbor
Flint
Grand Rapids
Lansing
Midland
Mt. Clemens
Muskegon

MINNESOTA
Duluth
Eagan
Hopkins
St. Paul

MISSOURI
El Dorado Springs
Florissant
Parkville

MONTANA
Billings
Bozeman
Great Falls

NEBRASKA
Lincoln
Lincoln
North Platte
Omaha
Omaha

NEVADA
Las Vegas

NEW JERSEY
Bayville
Briktown
Cherry Hill
Hoboken
Paterson
Pompton Lake
Ramsey

NEW YORK
Albany
Kingston
New York
Rensselaer
Rochester
Troy
Utica

KANSAS (Continued)
Communications Specialties Ltd.
Amateur Radio Equipment Company

Radio-Electronic Equipment Co.
Davis Electronics Supply Co.
Menard Electronics Inc.
Wm. B. Allen Supply Co.

Computers Unlimited
Computer Workshop of Baltimore
Everything Electronic
J & M Electronics
Computer Workshop
Computers Etc.
Baynesville Electronic Inc.
Computers Etc.

Tufts Electronics
Electronics Supply Center
Computer Mart Inc.
RM Electronics Inc.

Airway Electronic Communications
Hobby Electronic Center
Micro Computer World
Fulton Radio Supply Co.
Computronix Corp.
The Computer Store
H.R. Electronics

NEW YORK (Continued)
White Plains
Williamsville

NORTH CAROLINA
Durham
Greensboro
Raleigh

NORTH DAKOTA
Fargo

OHIO
Bucyrus
Cincinnati
Columbus
Dayton
Reynoldsburg

OKLAHOMA
Guymon
Oklahoma City
Tulsa

OREGON
Albany
Beaverton
Coos Bay
Medford
Ontario
Portland
Salem

PENNSYLVANIA
Drexel Hill
Erie
Hershey
Murrysville
Phoenixville
Pittsburgh
Wilkesbarre
York

RHODE ISLAND
Cranston
Pawtucket

SOUTH CAROLINA
North Charleston

TENNESSEE
Chattanooga
Clarksville
Cookeville
Knoxville
Memphis
Memphis
Nashville
Oak Ridge

TEXAS
Amarillo
Dallas
Houston
Houston
San Antonio

UTAH
Provo
Salt Lake City

VIRGINIA
Alexandria
Alexandria
Alexandria
Charlottesville
Hampton
Richmond
Roanoke
Springfield
Virginia Beach

WASHINGTON
Kennewick
Longview
Pasco
Richland
Seattle
Seattle
Seattle
Spokane
Tacoma

WEST VIRGINIA
Morgantown
Morgantown
Ripley
Wheeling

CANADA
Alberta (Calgary)
Ontario (Willowdale)
Quebec (Montreal)

PANAMA
Panama City
Panama City
Panama City

FRANCE
Paris

SINGAPORE
SINGAPORE

The Computer Corner
Hirsch Sales Co.

Futureworld
Byte Shop
Byte Shop of Raleigh
The Computer Company
Mead Electronics
Digital Design
Heathkit Electronic Center
Altair Computer Center
Universal Amateur Radio
Sound Service
Bits, Bytes & Micros
High Technology
Oregon Ham Sales
Norvac Electronics
Herrick Electronix
Portland Radio Supply
Miller Electronics
Portland Radio Supply
Computer Pathways
Kass Electronic Distributors
Warren Radio
Microcomputer Systems Inc.
Computer Workshop of Pittsburgh
Stevens Electronics
Tydings Company
Hamline Electronics
G.Y.C. Company
Jabbour Electronics City
Jabbour Electronics City
Technical Services Inc.
William's Data Comp Division
Masstronics
Wagon's Stereo Center
Byte Shop
Bluff City Electronics
Sere-Rose & Spencer Electronics
Eddie Warner's Parts Co.
Computer Denn
Computer Encounters Inc.
CompuShop
Altair Computer Center
Interactive Computers
Sherman Electronics Supply Inc.
Alpine Electronic Supply Co.
Best Distributing
Computer Hardware Store
Computers Plus Inc.
Heathkit Electronic Center
Lafayette Electronics
Lafayette Radio
Computers-To-Go
The Computer Place
Computer Workshop of North Virginia
Heathkit Electronic Center
C & J Electronics
Progress Electronics
Riverview Electronics
C & J Electronics
ABC Communications
Amateur Radio Supply
C-Com
Empire Electronics
Personal Computers
Northwest Radio Supply
The Computer Corner
Electro Distributing Co.
Thompson's Radio Shack
Lafayette Radio Asso. Store
The Computer Shop
Home Computer Centre
Wang's Microcenter
Electrotecnia S.A.
Sonitel, S.A.
Tropelco, S.A.
Computer Boutique
Inter-Trade (PTE) Ltd.
Systems Technology Ltd.



MINNESOTA

Duluth
Eagan
Hopkins
St. Paul

MISSOURI
El Dorado Springs
Florissant
Parkville

MONTANA
Billings
Bozeman
Great Falls

NEBRASKA
Lincoln
Lincoln
North Platte
Omaha
Omaha

NEVADA
Las Vegas

NEW JERSEY
Bayville
Briktown
Cherry Hill
Hoboken
Paterson
Pompton Lake
Ramsey

NEW YORK
Albany
Kingston
New York
Rensselaer
Rochester
Troy
Utica

KANSAS (Continued)
Communications Specialties Ltd.
Amateur Radio Equipment Company

Radio-Electronic Equipment Co.
Davis Electronics Supply Co.
Menard Electronics Inc.
Wm. B. Allen Supply Co.

Computers Unlimited
Computer Workshop of Baltimore
Everything Electronic
J & M Electronics
Computer Workshop
Computers Etc.
Baynesville Electronic Inc.
Computers Etc.

Tufts Electronics
Electronics Supply Center
Computer Mart Inc.
RM Electronics Inc.

Airway Electronic Communications
Hobby Electronic Center
Micro Computer World
Fulton Radio Supply Co.
Computronix Corp.
The Computer Store
H.R. Electronics

NEW YORK (Continued)
White Plains
Williamsville

NORTH CAROLINA
Durham
Greensboro
Raleigh

NORTH DAKOTA
Fargo

OHIO
Bucyrus
Cincinnati
Columbus
Dayton
Reynoldsburg

OKLAHOMA
Guymon
Oklahoma City
Tulsa

OREGON
Albany
Beaverton
Coos Bay
Medford
Ontario
Portland
Salem

PENNSYLVANIA
Drexel Hill
Erie
Hershey
Murrysville
Phoenixville
Pittsburgh
Wilkesbarre
York

RHODE ISLAND
Cranston
Pawtucket

SOUTH CAROLINA
North Charleston

TENNESSEE
Chattanooga
Clarksville
Cookeville
Knoxville
Memphis
Memphis
Nashville
Oak Ridge

TEXAS
Amarillo
Dallas
Houston
Houston
San Antonio

UTAH
Provo
Salt Lake City

VIRGINIA
Alexandria
Alexandria
Alexandria
Charlottesville
Hampton
Richmond
Roanoke
Springfield
Virginia Beach

WASHINGTON
Kennewick
Longview
Pasco
Richland
Seattle
Seattle
Seattle
Spokane
Tacoma

WEST VIRGINIA
Morgantown
Morgantown
Ripley
Wheeling

CANADA
Alberta (Calgary)
Ontario (Willowdale)
Quebec (Montreal)

PANAMA
Panama City
Panama City
Panama City

FRANCE
Paris

SINGAPORE
SINGAPORE

The Computer Corner
Hirsch Sales Co.

Futureworld
Byte Shop
Byte Shop of Raleigh
The Computer Company
Mead Electronics
Digital Design
Heathkit Electronic Center
Altair Computer Center
Universal Amateur Radio
Sound Service
Bits, Bytes & Micros
High Technology
Oregon Ham Sales
Norvac Electronics
Herrick Electronix
Portland Radio Supply
Miller Electronics
Portland Radio Supply
Computer Pathways
Kass Electronic Distributors
Warren Radio
Microcomputer Systems Inc.
Computer Workshop of Pittsburgh
Stevens Electronics
Tydings Company
Hamline Electronics
G.Y.C. Company
Jabbour Electronics City
Jabbour Electronics City
Technical Services Inc.
William's Data Comp Division
Masstronics
Wagon's Stereo Center
Byte Shop
Bluff City Electronics
Sere-Rose & Spencer Electronics
Eddie Warner's Parts Co.
Computer Denn
Computer Encounters Inc.
CompuShop
Altair Computer Center
Interactive Computers
Sherman Electronics Supply Inc.
Alpine Electronic Supply Co.
Best Distributing
Computer Hardware Store
Computers Plus Inc.
Heathkit Electronic Center
Lafayette Electronics
Lafayette Radio
Computers-To-Go
The Computer Place
Computer Workshop of North Virginia
Heathkit Electronic Center
C & J Electronics
Progress Electronics
Riverview Electronics
C & J Electronics
ABC Communications
Amateur Radio Supply
C-Com
Empire Electronics
Personal Computers
Northwest Radio Supply
The Computer Corner
Electro Distributing Co.
Thompson's Radio Shack
Lafayette Radio Asso. Store
The Computer Shop
Home Computer Centre
Wang's Microcenter
Electrotecnia S.A.
Sonitel, S.A.
Tropelco, S.A.
Computer Boutique
Inter-Trade (PTE) Ltd.
Systems Technology Ltd.

Computer Hardware Store
Computers Plus Inc.
Heathkit Electronic Center
Lafayette Electronics
Lafayette Radio
Computers-To-Go
The Computer Place
Computer Workshop of North Virginia
Heathkit Electronic Center

C & J Electronics
Progress Electronics
Riverview Electronics
C & J Electronics
ABC Communications
Amateur Radio Supply
C-Com
Empire Electronics
Personal Computers
Northwest Radio Supply

The Computer Corner
Electro Distributing Co.
Thompson's Radio Shack
Lafayette Radio Asso. Store
The Computer Shop
Home Computer Centre
Wang's Microcenter
Electrotecnia S.A.
Sonitel, S.A.
Tropelco, S.A.
Computer Boutique
Inter-Trade (PTE) Ltd.
Systems Technology Ltd.

SEE YOUR LOCAL Jim-pak[®] DEALER TODAY!

For Dealer Information, write or phone JIM-PAK[®], 1021 Howard Ave., San Carlos, California 94070 (415) 592-8097

For about \$15 you can buy the only total record care system or something less.

You have a choice. You can buy a fancy handled record cleaner. Or, for about the same money, you can have the only total record care system there is.

That is, our new Sound Guard™ record cleaner and our famous Sound Guard® record preservative. Both in one package.

The Sound Guard™ Total Record Care System.

With it, you do more than clean everything off your favorite records from dust particles to oily fingerprints.

You actually protect your record's life with a microscopically thin, dust-resistant patented lubricant.

If you want the most for your \$15* (and

the best for your records), you have to have the only total record care system there is.

Like all Sound Guard products, the Sound Guard Total Record Care System is sold in audio and record outlets.

*Suggested retail price.



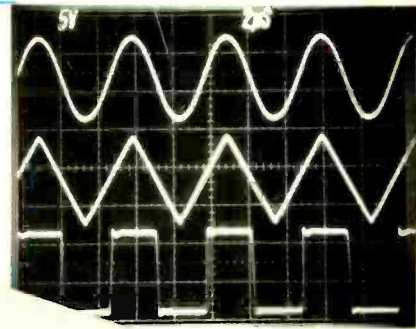
Sound Guard® keeps your good sounds sounding good.



Sound Guard preservative—Sound Guard cleaner—Sound Guard Total Record Care System
Sound Guard is Ball Corporation's registered trademark. Copyright © Ball Corporation, 1978. Muncie, IN 47302

BUILD THIS

2-200,000 Hz Function Generator



Designed around the latest state-of-the-art waveform generator IC, this function generator delivers sine, square and triangle waves with precision and features not possible a few years ago.

DOUG FARRAR



THE AVAILABILITY OF LOW-COST WAVEFORM generator integrated circuits now makes it fairly simple to put together a function generator (see "Build 3-way IC Function Generator," *Radio-Electronics*, November, 1974). However, these waveform generator IC's suffer from a number of deficiencies that can make the resulting system "not quite good enough" for serious use. Specific complaints are: High-impedance outputs, high distortion and lack of amplitude control.

The function generator described here overcomes these deficiencies and adds features that you won't find on most other commercially available units. Its highlights are:

- Sine, square and triangle wave outputs with a frequency range of 2 to 200 kHz in decade steps.
- Output buffer amplifier puts out a 10-volt P-P signal into a 600-ohm load with rise and falltimes of less than 200 nS.
- Three-step output attenuator for 10, 1 and 0.1-volt P-P maximum output signal, variable down to zero.
- Front-panel connection for an external timing capacitor, permitting a center-frequency different from that built into the unit. It also allows the generator to measure capacitance.
- DC frequency modulation input for extremely slow frequency-sweep capability.
- The unit's 1.5-MHz buffer amplifier is front-panel available for external signal buffering.
- Built-in duty-cycle calibrator elim-

inates the need for an oscilloscope for minimizing waveform distortion.

- Variable-output baseline means that the function generator can be used as a pulse generator for digital circuits.

An added plus is that all of the IC's used in the generator are available in the back pages of *Radio-Electronics* as "surplus" items, which keeps the cost low. You'll also find that the mechanics of the unit minimizes the wiring nightmare often associated with a project of this size, because all pots and rotary switches mate directly to the printed-circuit board. Even the power supply is totally contained on a PC board—transformer and heat sink included!

Circuit operation

The heart of the function generator is

the popular 8038 waveform generator IC. For a detailed explanation of its operation, refer to the description of the 8038 waveform generator contained in the box elsewhere in this article. Tracking current sources are required for the function generator IC (not necessarily equal, but tracking). Op-amp controlled circuitry is used to perform the trick. The additional IC's go beyond the manufacturer's recommendations but contribute to an overall performance improvement.

Referring to the schematic in Fig. 1, pot R5 taps a voltage between 0.4 and 9.1 volts which is buffered by IC1-b. This output is passed through resistors R7 and R8 to the IC1-c—Q1 level shifter. Thus, the ground-referenced current-source voltage developed by R5 is now referenced to the artificial supply voltage (V1 on the schematic). Voltage V1, about 3

FUNCTION GENERATOR SPECIFICATIONS

Output Waveforms: Sine, Square, Triangle

Frequency Range: 2—200,000 Hz in 5 decade ranges

Output Amplitude: Specified into a 600-ohm load, 3 variable ranges:

0 to 10 volts
0 to 1.0 volt
0 to 0.1 volt } short-circuit protected

Output Offset: ± 6 volts (signal plus offset ≤ 10 volts)

Sine Distortion: $\leq 1\%$ (typ) to 100 kHz

Squarewave Rise/Falltimes: < 200 ns

Squarewave Symmetry: Within 1% of 50% using built-in calibrator

Front-Panel Inputs:

External Timing Capacitor: 200 pF minimum, 16-volt rating

Frequency Modulate: linear sweep, DC-coupled, 10,000-ohm impedance

External Signal Input: DC to 1.5-MHz amplifier, gain of 2.

100,000-ohm impedance

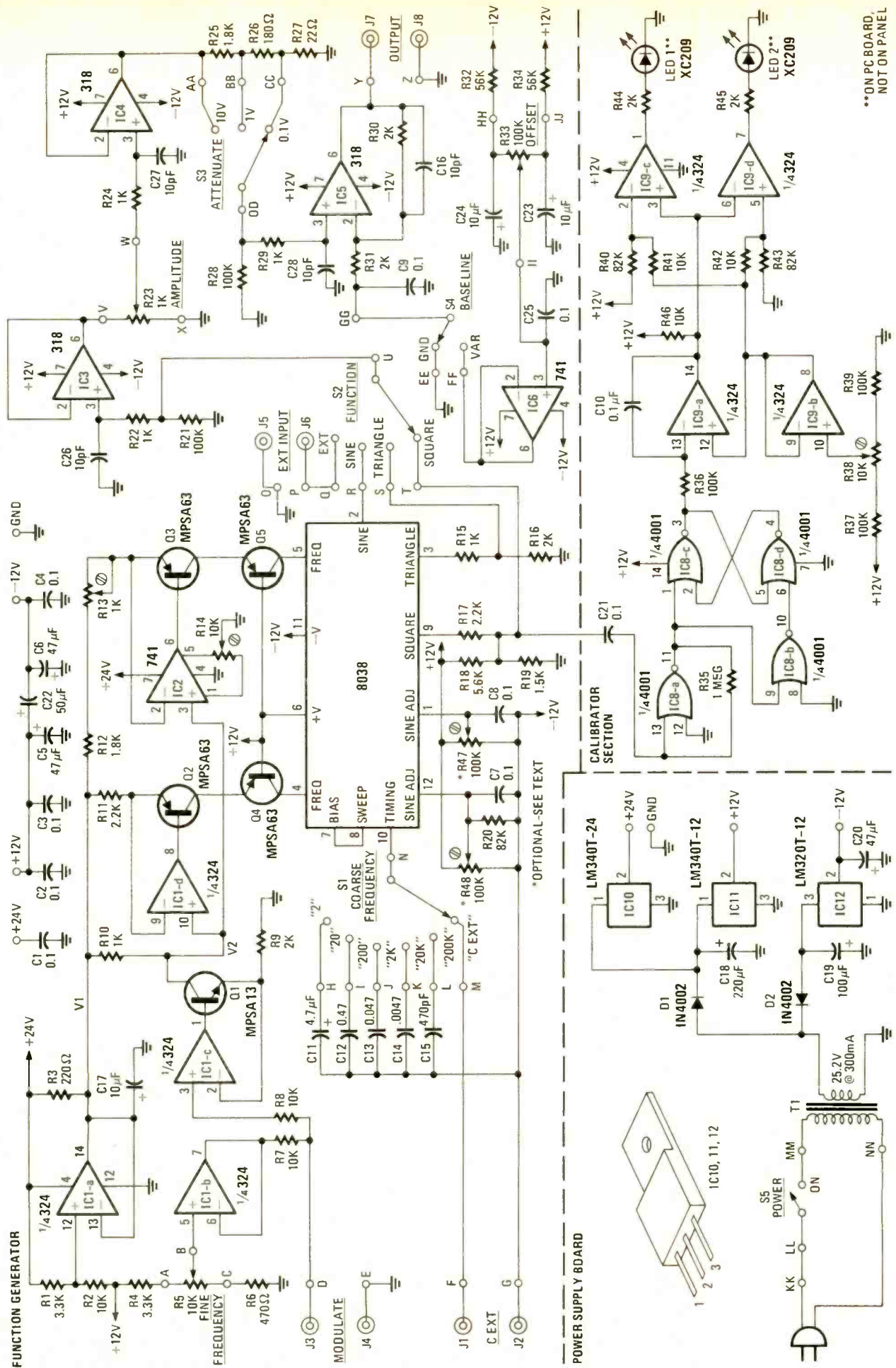


FIG. 1 — COMPLETE SCHEMATIC of the function generator. Don't look for the two LED's on the panel. They're on the main board and are used only during the calibration process.

PARTS LIST

Resistors 1/4 watt, 5% unless otherwise noted

R1, R4—3300 ohms
 R2, R7, R8, R41, R42, R46—10,000 ohms
 R3—220 ohms
 R5—10,000 ohms, potentiometer, linear taper (Centralab HMP-10K)
 R6—470 ohms
 R9, R16, R30, R31, R44, R45—2000 ohms
 R10, R15, R22, R24, R29—1000 ohms
 R11, R17—2200 ohms
 R12, R25—1800 ohms
 R13—1000 ohms, printed circuit trimmer
 R14, R38—10,000 ohms, printed circuit trimmer
 R18—5600 ohms
 R19—1500 ohms
 R20, R40, R43—82,000 ohms
 R21, R28, R36, R37, R39—100,000 ohms
 R23—1000 ohms, potentiometer, linear taper (Centralab HMP-1000)
 R26—180 ohms
 R27—22 ohms
 R32, R34—56,000 ohms
 R33—100,000 ohms, potentiometer, linear taper (Centralab HMP-100K)
 R35—1 megohm
 R47, R48—100,000 ohms, printed circuit trimmer (optional, see text).

Capacitors

C1—C4, C7—C10, C21, C25—0.1 μ F, 50V, Mylar
 C5, C6, C20, C22—47 μ F, 35V, radial electrolytic
 C11—4.7 μ F, 25V, 10% tantalum
 C12—0.47 μ F, 25V, 10% tantalum
 C13—.047 μ F, 25V, 10% Mylar
 C14—.0047 μ F, 25V, 10% Mylar
 C15—470 pF, 25V, 10% ceramic
 C16, C26, C28—10 pF, 25V, ceramic
 C17, C23, C24—10 μ F, 25V, radial electrolytic
 C18—220 μ F, 50V, radial electrolytic
 C19—100 μ F, 50 V, radial electrolytic

D1, D2—1N4004, 100V, 1A diode
 IC1, IC9—LM324 quad op-amp
 IC2, IC6—LM341CN op-amp
 IC3—IC5—LM318CN high-speed op-amp
 IC7—8038 waveform generator (Intersil, Lithic Systems)
 IC8—4001 CMOS quad NOR gate
 IC10—LM340T-24, +24V regulator
 IC11—LM340T-12, +12V regulator
 IC12—LM320T-12, -12V regulator
 LED1, LED2—XC209 (or equal) LED lamp
 Q1—MPSA13, NPN Darlington

Q2—Q5—MPSA63, PNP Darlington
 S1—1-pole 6-position miniature rotary switch (CTS T-206)
 S2—1-pole 4-position miniature rotary switch (CTS T-206)
 S3—1-pole 3-position miniature rotary switch (CTS T-206)
 S4—SPDT miniature toggle switch
 S5—SPST miniature toggle switch
 T1—power transformer, 25.2-VAC 300-mA secondary, PC mount (Triad type F-148XP or Radio Shack 273-1386)
Miscellaneous—LMB 007-946 case, 1/2-inch aluminum angle bar, 6-32 \times 1/2" bolts with hex nuts 3/8" \times 32 nuts, 3/8" lockwashers. Binding posts (J1-J8), power cord, strain relief, hookup wire.

A complete kit of parts including all components, and undrilled and unlabeled cabinet is available for \$79.95. Etched, drilled and silk-screened PC boards \$11.00. Full-size photo-negative of PC pattern \$3.50. Available postpaid from Noveltronics, PO Box 4044, Mountain View, CA 94040. California residents add state and local taxes as applicable. Foreign readers add 5% for extra postage and handling.

THE 8038 WAVEFORM GENERATOR

The function generator IC used here is the 8038. A block diagram of the IC is shown. Timing capacitor C_T is alternately charged and discharged by a current sink/source network. Assuming $I_1 = I_2 = I_0$, the resulting voltage across the capacitor is a triangle wave with a 50% duty cycle. The triangle wave is fed to a comparator network that sets and

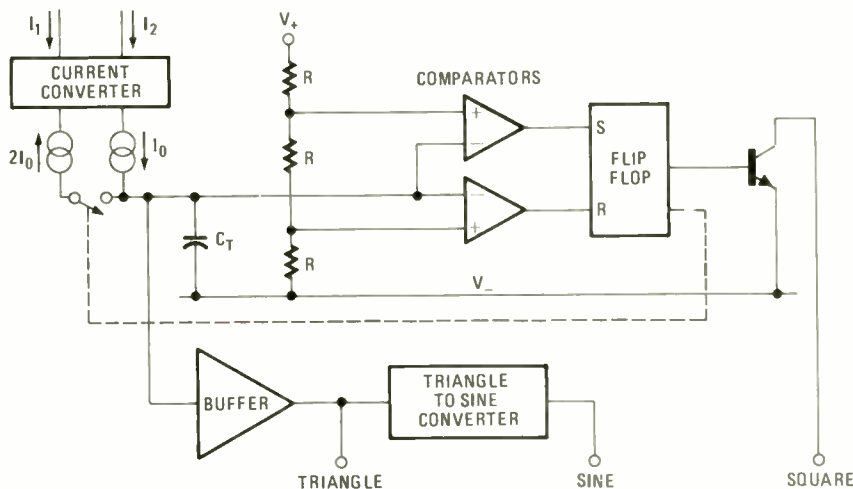
The period of oscillation is thus:

$$t = 2 \times \frac{C_T \times \frac{1}{3}(V_+ - V_-)}{I_0} =$$

$$\frac{2}{3} \times \frac{C_T}{I_0} \times (V_+ - V_-)$$

or

$$f = \frac{3}{2} \times \frac{I_0}{C_T} \times \frac{1}{(V_+ - V_-)}$$



resets a flip-flop. When the triangle waveform reaches a voltage of $2/3(V_+ - V_-)$ the upper comparator sets the flip-flop and the I_0 current source is enabled. The voltage ramps down until it reaches $1/3(V_+ - V_-)$ when the lower comparator turns the I_0 current source off.

The timing capacitor waveform is buffered, brought out as an output, and applied to a triangle-to-sine converter network. The relatively high-impedance sinewave output is another output. The flip-flop is a transistor whose open collector is used as the squarewave output.

volts below the +24-volt supply line, is generated by IC1-a and is necessary to keep the working voltages within the operating range of IC1-d and IC2. Current-source voltage V_2 is fed to the current-source networks IC1-d—Q2—R11 and IC2—Q3—R12—R13.

Each op-amp—transistor pair forces V_2 across its respective resistor. The transistor, a high-current-gain Darlington PNP, passes virtually all of the current from its emitter to its collector, so we now have two near-ideal current sources at the collectors of Q2 and Q3. Trimmer pots R13 and R14 allow the Q3 current source to be adjusted to meet the calibration needs of the waveform generator, IC7.

High-frequency switching transients appear at the current inputs of the 8038. If these voltage spikes were applied to the collectors of Q2 and Q3, they would couple into the current-regulating network via the collector-base capacitance and create a noisy current-source pair. Series-pass transistors Q4 and Q5 are therefore used to couple most of the transients into the +12-volt supply.

Switch S1, the COARSE FREQUENCY control, selects one of five timing capacitors to be applied to the 8038. A sixth switch position allows an external timing capacitor at the front panel to be used. The current sources are then switched in and out of the selected timing capacitor by the generator IC.

The three waveform outputs of the function generator IC are of different amplitudes, but the triangle and square-wave signals are attenuated to about the same amplitude as the sine output with resistors R15—R16 (triangle) and R17—R18—R19 (square). One of the

R-E TEST REPORT

LEN FELDMAN

THIS COMPACT (9 W × 4¼ H × 6¼-inches D) all-purpose function generator is extremely well designed, relatively easy to assemble and produces sine, square and triangle waveforms. Although frequency sweep is not included internally, it is possible to sweep frequencies of the three available waveforms over a 10:1 range by applying a ramp (or any other varying) voltage at the external modulation terminals. The front-panel controls permit manual frequency adjustment from 2 Hz to 200 kHz in 5 decade ranges.

We measured the frequency ranges available and found that any frequency between 3 Hz and 264,600 Hz was obtainable over the five ranges, with a good deal of overlap, as follows:

"2" range: 3 Hz to 28 Hz

"20" range: 13 Hz to 292 Hz

"200" range: 113 Hz to 2.660 kHz

"2K" range: 1.073 kHz to 27 kHz

"20K" range: 11.9 kHz to 264.6 kHz

Maximum amplitude of the sine-wave output measured 3.45 volts RMS, which corresponds to a peak-to-peak value of just under 10 volts, the same value obtained for the triangular and square waveforms. The output amplitude is virtually constant from under 10 Hz to the frequency limit of the generator. As is typical of this type of generator (in which the sine-wave output is derived or shaped from the basic flip-flop circuit squarewave, harmonic distortion was fairly high, measuring 2.5% at 20 Hz, 2.0% at 1 kHz and 1.5% at 20 kHz. (The author has subsequently modified the prototype to improve the performance on the 0.1-volt output range. These changes reduce the noise and, therefore, the distortion on this range. Also, squarewave overshoot is reduced. However, we have not had time to test the modified circuit—*Editor*)

Rise and falltime (for 90% of full amplitude) of the squarewave measured 175 ns, well within the 200-ns claimed specification. Figure 1 shows the full amplitude squarewave outputs from the function generator at frequencies of 10 Hz (Fig. 1-a), 1 kHz (Fig. 1-b) and 20 kHz (Fig. 1-c). Figure 2 shows the triangular waveform obtained from the generator, while Fig. 3 is a scope photo of a 1-kHz sinusoidal output obtained

from the generator.

Considering the price of most

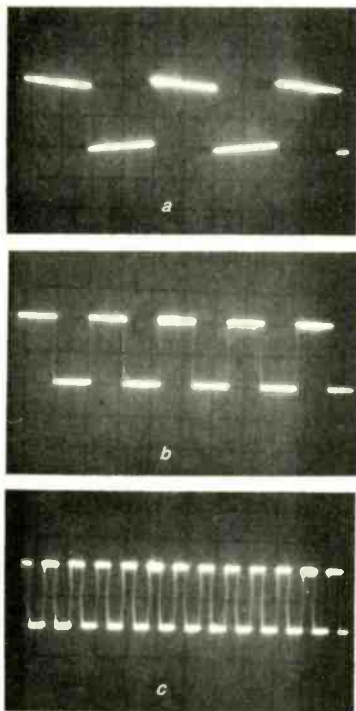


FIG. 1

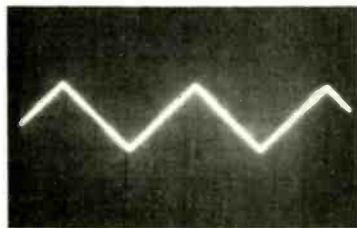


FIG. 2

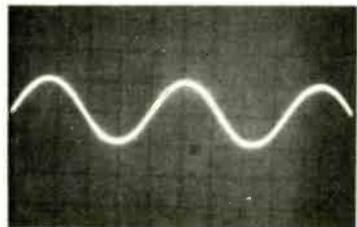


FIG. 3

commercially available function generators having similar capabilities, this unit represents extremely good value. Our estimate of construction time, working with the supplied complete kit including etched and drilled PC board, would be one evening or even less.

The first op-amp, IC3, provides high-impedance buffering between the generator outputs and AMPLITUDE pot R23. The pot output is buffered by IC4, whose output feeds resistor attenuator network R25—R26—R27. The ATTENUATE switch, S3, selects the attenuated signal

and routes it to IC5, a noninverting buffer with a gain of 2. If point "GG" on the PC board (and schematic) is switched to ground by BASELINE switch S4, then the waveform output of IC5 will be symmetrical about ground. However, by applying a DC voltage at this point, the output waveform will be offset by an amount equal to the *opposite* of the voltage. That is, by applying -5 volts to "GG" the output will swing around a DC voltage of $+5$ volts. This variable offset voltage is generated by IC6, adjusted by R33 and selected by switch S4.

The waveform IC's output amplitude is approximately 5 volts P-P. With switch S3 in the 10-volt position the output of IC5 will be about 10 volts P-P. The offset feature allows this signal to be DC-shifted ± 6 volts, but signal plus offset cannot exceed ± 10 volts without clipping.

To calibrate the function generator for a 50% waveform duty cycle would normally require an oscilloscope. For those without one, this design includes a built-in duty-cycle calibrator; calibration requires nothing more than a voltmeter.

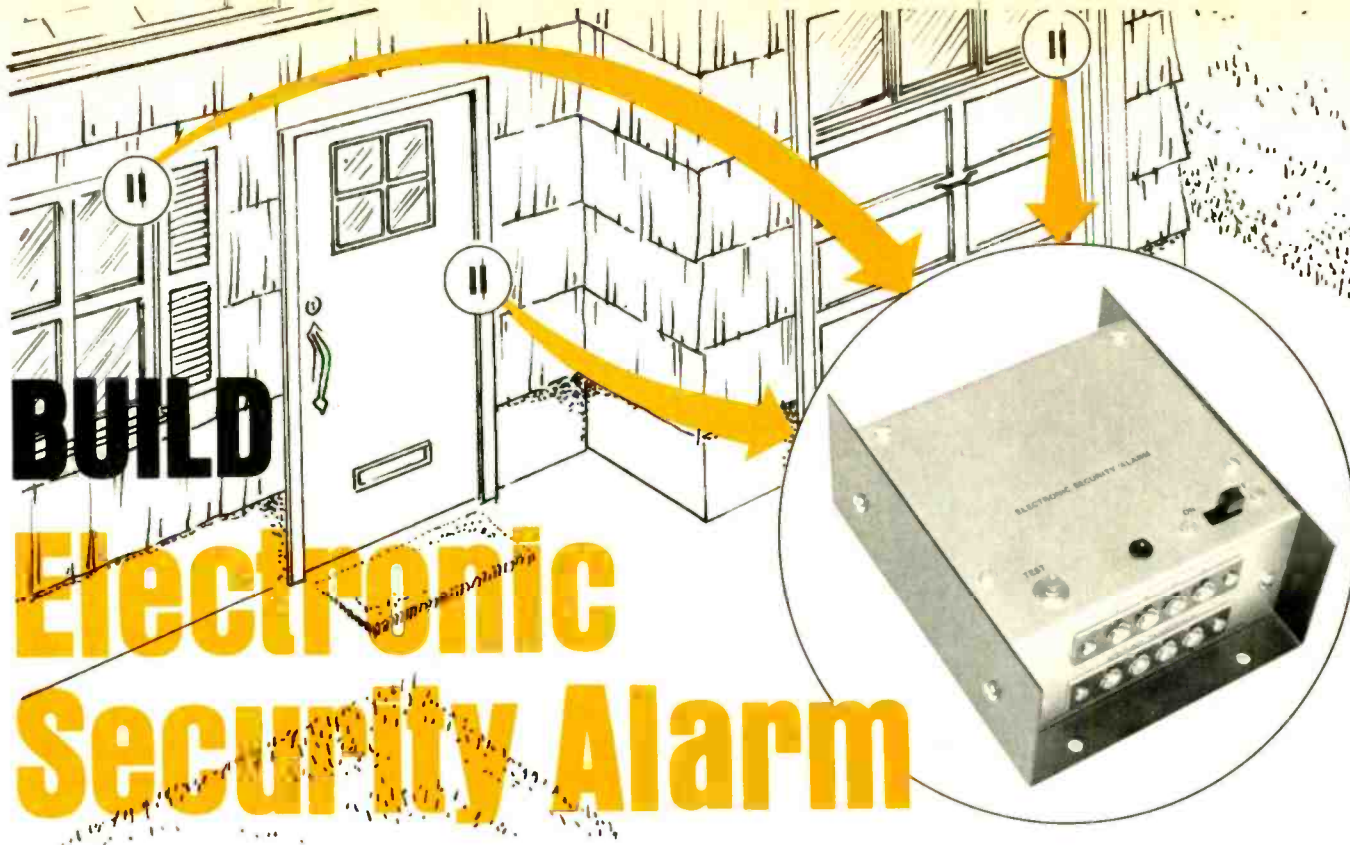
The calibrator consists of squaring circuit IC8 and integrator/comparator network IC9. The waveform IC's squarewave is capacitively applied to IC8-a, which converts the ground-symmetrical voltage to a swing between $+12$ volts and ground. The rest of IC8 squares the waveform. The output of the shaping circuit is applied to integrator IC9-a. *In theory, if the applied squarewave had a duty cycle of exactly 50%, the integrator output would be a triangle waveform centered around the $+12$ -volt supply divided by 2. The triangle amplitude is a function of the input frequency and the integrator values. This design develops a 1.5-volt P-P signal for a 200-Hz input.*

However, a duty cycle greater than 50% causes the integrator output to drift up to its positive supply value; less than 50% forces it down to its negative-voltage level. So by comparing the integrator's output to see if its voltage swing stays in the middle of its active range, we can tell when we have a 50% duty cycle. Comparators IC9-c and IC9-d do this. When they detect a voltage above 6.7 volts or below 5.3 volts, they turn on their respective light-emitting diodes, LED1 and LED2. Thus, calibration requires adjusting the current-source trimmer pots until both LED's are off. Voltage-follower IC9-b applies the reference voltage to the comparators and the integrator.

The power supply consists of three monolithic voltage regulators, IC10, IC11 and IC12, that deliver $+24$, $+12$, and -12 volts, respectively. The 24-volt supply is necessary for the current-source network, while the ± 12 -volt supplies handle everything else. Inclusion of bypass capacitor IC20 is absolutely essential to prevent IC12 from oscillating. Use only the value shown.

continued next month

three (now-equal amplitude) waveforms or the external input waveform is switched by FUNCTION switch S2 into the buffer amplifier network consisting of op-amps IC3, IC4 and IC5. These amplifiers feature extremely high slew rates (50 V/ μ s), necessary for minimum signal distortion.



BUILD

Electronic Security Alarm

Protect your property against intruders with this reliable easy-to-build security system that features both open- and closed-loop detector wiring, convenient operation and CMOS IC's for long battery life.

MICHAEL S. ROBBINS

AN IDEAL BURGLAR ALARM SHOULD BE reliable, effective and inexpensive. The Electronic Security Alarm meets these requirements and more. It features low power consumption, two sensing loops and a distinctive electronic siren. Best of all, the circuit is easy to build from readily available components or from a kit.

For maximum reliability and power-failure protection, the alarm is powered by a 12-volt lantern battery. CMOS integrated circuits insure a battery life that is equal to its shelf life. A unique turn-off circuit also helps to prolong the battery's life by turning off the alarm after a predetermined period of from 1 to 15 minutes.

The two-loop circuit of the alarm allows it to be used with normally closed sensors, such as conductive tape, fine wire grids, and window and door switches, in the closed loop. The open-loop circuit is designed for use with panic buttons, fire, smoke and water-level sensors and other normally open switches.

The closed-loop circuit incorporates several features rarely found in low-cost alarm systems. This circuit includes a latch that insures that the alarm cannot be defeated once an intrusion is detected unless the alarm itself is shut off. Closing the window or door that initially triggered the alarm will not do the job. Since

the alarm is usually hidden, the latch provides a high degree of security.

Two 15-second delay generators form part of the closed loop. One delay mechanism allows you to shut off the alarm before the siren is triggered. Since this means you won't be crying "Wolf" each time you enter your house at 2 AM, your neighbors will (1) talk to you the next morning, and (2) be alert and cooperative if the alarm does go off. This trigger-delay feature simply delays the triggering of the siren, it does not allow an intruder to stop a series of events that have already been initiated.

The other 15-second delay feature, the glitch delay, helps to eliminate problems caused by noisy sensor switches. It allows you about 15 seconds to reopen the door and turn off the lights (in case you've forgotten) without resetting the alarm.

The alarm contains a built-in siren circuit that drives an external 8-ohm paging horn that has an equivalent of 10 to 15 watts of squarewave audio. The output consists of a frequency-modulated tone from about 1300 Hz to 700 Hz at a 2-Hz rate; a tone that is difficult to ignore. As an option, the tone generator can be disabled, and the output circuit can be used to drive a relay to operate a telephone dialer, signal light or any combination of bells and whistles.

The alarm is usually installed in a coat closet or other location near the front door or other entranceway. The sensor wires and the leads from the outdoor speaker are run to the alarm. The battery should be located within a few feet of the alarm.

Typical operation of the alarm is as follows:

- Close all the windows and doors.
- Press the test button on the alarm. If the closed-loop circuit is actually closed (that is, the doors, windows, etc., are shut properly) the LED indicator on the alarm will glow.
- Turn the alarm on.
- Open the door (any door in the loop will do) and leave the house.
- Shut the door.

Fifteen seconds after the the door is *shut*, the alarm will be ready for action. This 15-second glitch delay insures that switch bounce or dirty switch contacts will not erroneously trigger the alarm. Any subsequent opening of any door or window in the loop will start another 15-second delay generator. If the loop is broken by an intruder, in 15 seconds the siren will sound and the whole neighborhood will be alerted. The siren will continue to sound for from 1 to 15 minutes (predetermined) or until the alarm is shut off.

The sensors in the open loop are inde-

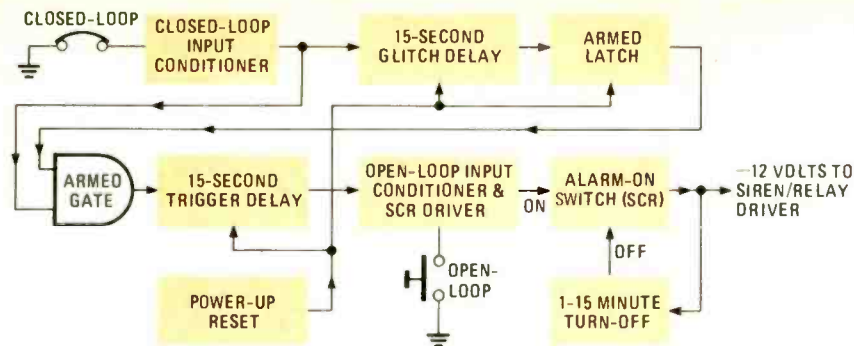


FIG. 1—ELECTRONIC SECURITY ALARM.

pendent of the arming and delay circuits. If the alarm on-off switch is on, any open-loop sensor immediately starts the siren. This feature is useful for personal protection when you are in the house or shop, while the closed-loop sensors are most valuable for property protection when you are not on the premises.

How it works

Figure 1 shows the block diagram of the alarm. The signal path flows from left to right and from top to bottom. Any activity in the closed loop is cleaned up and squared in the input conditioner and sent on to the 15-second glitch delay and the armed gate of the device. When the door is first opened and then shut upon leaving the premises, the input to the armed gate from the armed latch holds a

signal and does not allow the input signal to trigger the 15-second trigger delay. After the glitch delay times-out, the armed latch is set and the armed gate passes any subsequent pulse that is generated by opening the closed loop.

When that signal is generated, it activates trigger delay. When it times-out, the SCR driver turns on the alarm-on switch in the ground leg of the tone-generator power supply. The siren starts to wail, and simultaneously the 1- to 15-minute turn-off timer is activated. After a preset period, it shuts off the timer and turns on the test light to indicate that the alarm is off. The test light will stay on until the on-off switch is turned off.

The diagram of Fig. 1 shows how the open-loop sensors bypass the delays and the armed gate. The power-up reset cir-

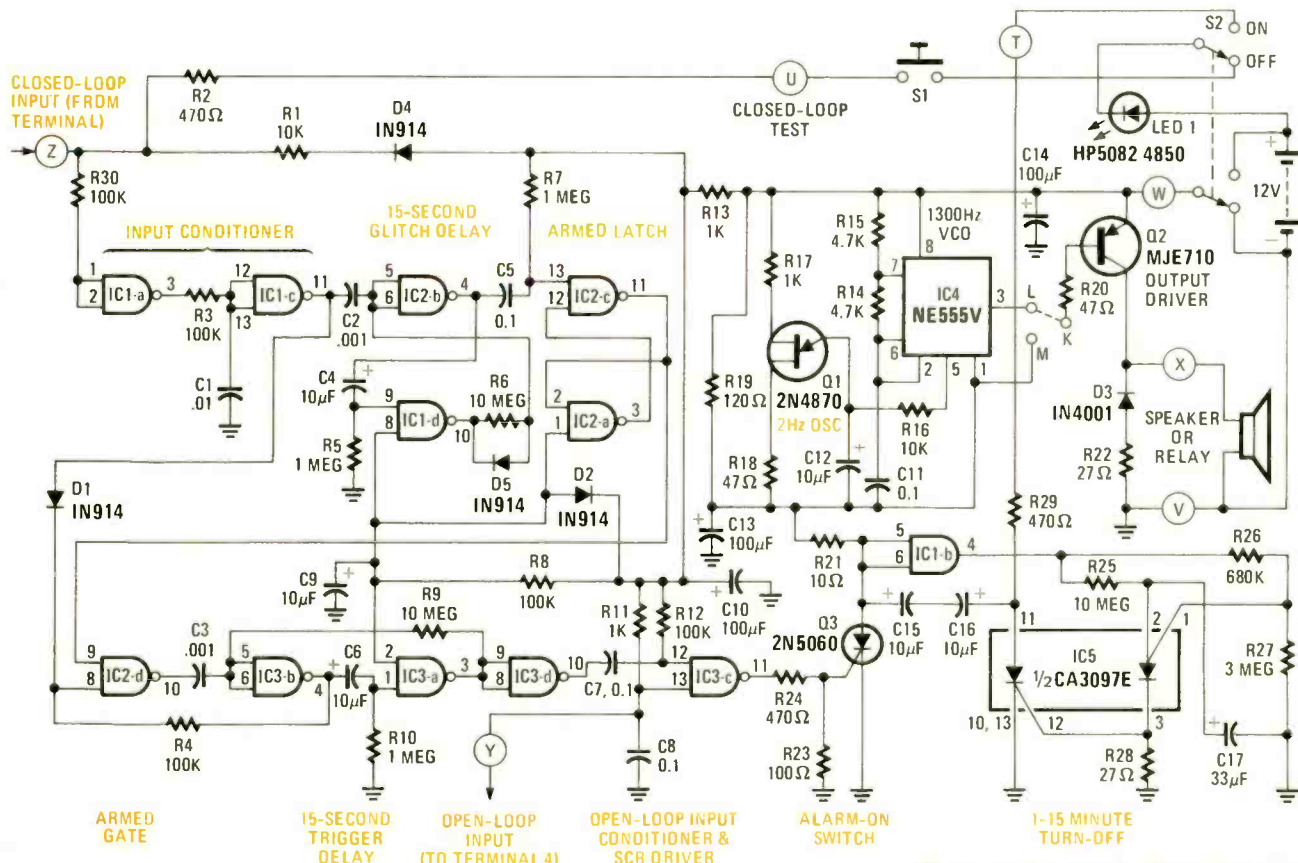
cuit insures that both of the delays and the latch will be reset to the off position whenever the alarm is turned on.

The alarm circuit

The complete alarm circuit is shown in Fig. 2. All the logic blocks are built of CMOS NAND gates. The input conditioner is composed of IC1-a and IC1-c, and the integrator is formed by R3 and C1.

Since the closed-loop input terminal, Z, is normally grounded through the closed-loop sensors, the logic level at the input to IC1-a is normally 0. (Logic level 0 is ground, logic level 1 is a positive voltage level of about 12 volts.) If the loop is opened, the logic level at the input is pulled to 1 by R1 and D4. The output of IC1-a goes to logic 0 and begins to discharge C1. Capacitor C1 is discharged in about 1 ms. The input to IC1-c is now logic 0 and its output is logic 1.

The glitch delay is a monostable multivibrator comprised of IC2-b and IC1-d. It does not respond to an input logic-level change from logic 0 to logic 1 but does respond to a logic-level change from 1 to 0. In operation, the first closing of the door causes the logic-level change from 1 to 0 that the glitch delay responds to. The output of the glitch delay (IC2-b pin 4) goes from logic 0 to logic 1 as soon as its input goes from logic 1 to logic 0. This change is coupled to pin 9 of IC1-d by



IC1, 2, 3 — CD4011 QUAD 2-INPUT NAND GATES
*SEE TEXT

FIG. 2—ALARM FEATURES glitch prevention and automatic alarm shutoff. Note that IC1-B is a NAND gate instead of AND gate as shown.

capacitor C4 causing IC1-d pin 10 to go from logic 1 to logic 0. This pulls the glitch delay input to logic 0 through D5 and R6, and causes everything to remain in this state until C4 charges through R5. The charging time of approximately 15 seconds is the delay time. During this interval, the input to the glitch delay is insensitive to any change.

Once C4 charges, IC1-d pin 9 goes to logic 0, pin 10 goes to logic 1, pins 5 and 6 of IC2-b also go to logic 1, and the glitch-delay output (IC2-b pin 4) goes to logic 0. This change at the output causes the armed latch (IC2-a and IC2-c) to be set.

The armed latch is an R-S flip-flop (bistable multivibrator) with two stable states. It is reset each time the power is applied to the alarm (as are the two delay circuits) by C9, R8 and D2. When the armed latch is set by the 1 to 0 logic-level change at the output of the glitch delay (it remains set until the alarm is shut off), it enables the armed gate (IC2-d and D1).

The armed gate has three inputs: One from the input conditioner through D1, one from the trigger delay through R4 and one from the armed latch. When the armed latch is set, an input signal from the input conditioner caused by a break in the closed loop will cause IC2-d pin 10 to go from logic 1 to logic 0. Until the armed latch is set, this cannot happen.

The output of the armed gate is trans-

mitted through C3 to the trigger delay (IC3-a and IC3-b). The trigger delay is a monostable multivibrator that operates similar to the glitch delay, and has two outputs; the IC3-b pin 4 output is fed through R4 to the armed gate. Once the trigger delay begins, no signal flows through the armed gate. The other trigger-delay output (IC3-a pin 3) is inverted by IC3-d and fed to IC3-c. This NAND gate drives Q3 (the SCR). Either an output from inverter IC3-d or an input (ground) on open-loop input terminal Y causes IC3-c to trigger Q3.

Figure 3 shows the circuits of the alarm-on switch and the turn-off switch. The SCR, Q3, and the SCR section of IC5 form an anode-commutated latch. When DC power is applied (the alarm is turned on) both SCR's are in the off state. After the trigger delay times-out or after the open loop is activated, a pulse is applied to the gate of Q3, turning it on. With Q3 on, the voltage at the junction of R19 and R21 drops from 12 volts to almost 0 volts, turning on the tone generator. Two additional events occur: The nonpolar capacitor formed by the series combination of C15 and C16 charges to 12 volts with the end connected to IC5 positive and the end connected to IC3 negative. The output of inverter IC1-b goes positive and supplies the B+ supply to the Programmable Unijunction Transistor (PUT) timer (part of IC5).

The PUT timer fires after C17 has charged to a voltage determined by R26 and R27 (hence the term "programmable"). The time it takes C17 to charge to this voltage can be controlled by varying R25. The PUT section of the CA 3097E used for IC5 has characteristics that make it possible to build a 15-minute timer using inexpensive components.

When the PUT fires, the pulse generated across R28 turns on the SCR in IC5. The voltage at the anode of this SCR goes to 0, pulling the positive side of the capacitor combination C15-C16 with it. This causes a 12-volt negative pulse to be applied to the anode of SCR Q3, shutting it off. The IC1-b output again goes to ground, and the only part that is still on is the SCR section of IC5. Since it draws its current through R29, LED1 remains on.

Construction

Figure 4 is the photograph of the assembled circuit board. Perforated board with solder-type or wire-wrap hardware can be used, but using the circuit board makes it easier to duplicate the prototype. The foil pattern for the circuit board is shown in Fig. 5 and the foil pattern of Fig. 6 shows the components placement.

None of the parts values are critical.

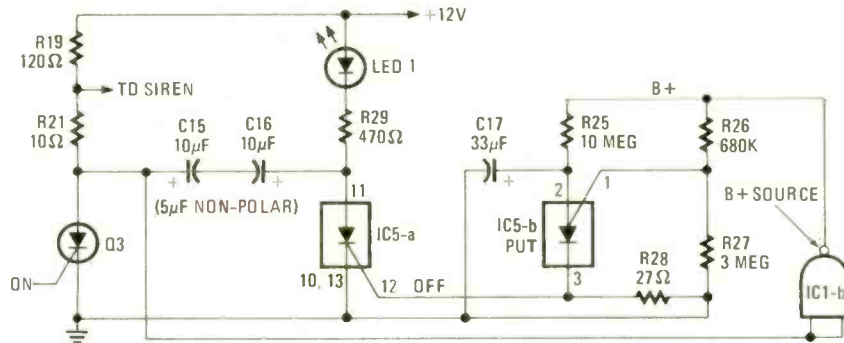


FIG. 3—ALARM-ON SWITCH and turn-off circuit diagram.




FIG. 4—PRINTED-CIRCUIT BOARD COMPONENTS and connections.

PARTS LIST

All resistors 1/2 watt, 10% unless noted.
Capacitors as indicated, at least 16-volt rating.

R1, R16—10,000 ohms
R2, R24, R29—470 ohms
R3, R4, R8, R12, R30—100,000 ohms
R5, R7, R10—1 megohm
R6, R9—10 megohms
R11, R13, R17—1000 ohms
R14, R15—4700 ohms
R18, R20—47 ohms
R19—120 ohms, 1 watt
R21—10 ohms
R22, R28—27 ohms
R23—100 ohms
R25—10 megohms (See text.)
R26—680,000 ohms
R27—3 megohms

C1—0.01- μ F, ceramic disc
C2, C3—0.001- μ F, ceramic disc
C4, C6, C9, C12, C15, C16—10- μ F, 16-volt electrolytic
C5, C7, C8, C11—0.1- μ F, ceramic disc
C10, C13, C14—100- μ F, 16-volt electrolytic
C17—33- μ F, 16-volt tantalum electrolytic
D1, D2, D4, D5—1N914 diode
D3—1N4001 diode
LED1—light-emitting diode (HP 5082-4850, or equiv.)
Q1—2N4870 unijunction transistor
Q2—MJE710 PNP power transistor
Q3—2N5060 silicon-controlled rectifier
IC1-IC3—CD4011, quad 2-input NAND gate
IC4—NE555V timer, or equiv.

IC5—CA3097E, thyristor/transistor array
S1—normally open pushbutton switch
S2—DPDT slide switch
Misc.—hardware, PC board, cabinet, wire, solder, 12-volt lantern battery, speaker, and required door and window switches.

The following are available from Caringella Electronics, Inc., Box 727, Upland, CA 91786:

Order No. ESA-2PC—PC board, drilled and etched, \$6.95 postpaid in U.S.

Order No. ESA-2K—complete kit, including cabinet, wire, etc., \$29.95, plus \$2 shipping and handling.

California residents add state and local taxes as applicable.

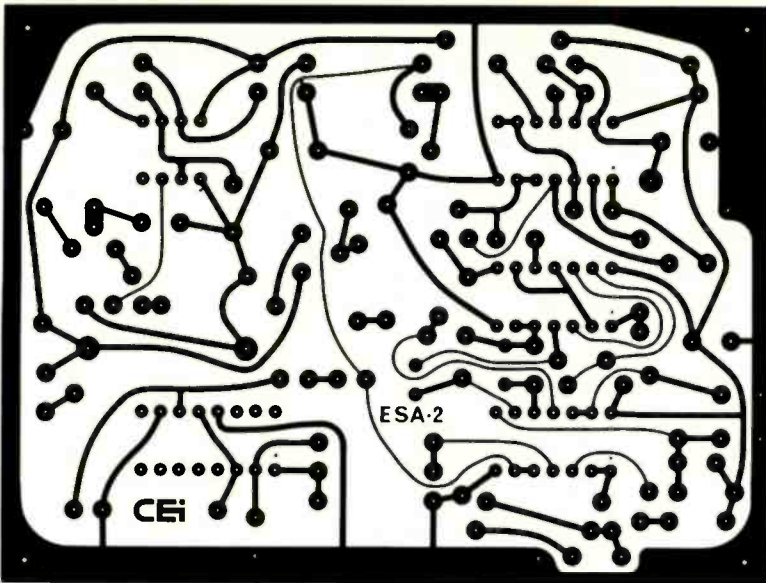


FIG. 5 (top left)—FULL-SIZE foil pattern for PC board.

FIG. 6 (center left)—HOW COMPONENTS ARE PLACED ON circuit board.

FIG. 7 (bottom left)—INSTALLATION WIRING diagram.

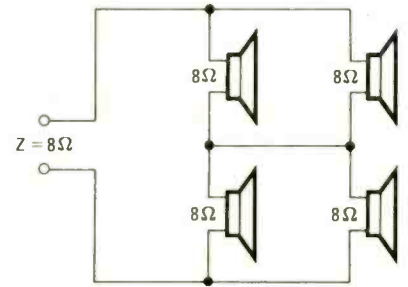
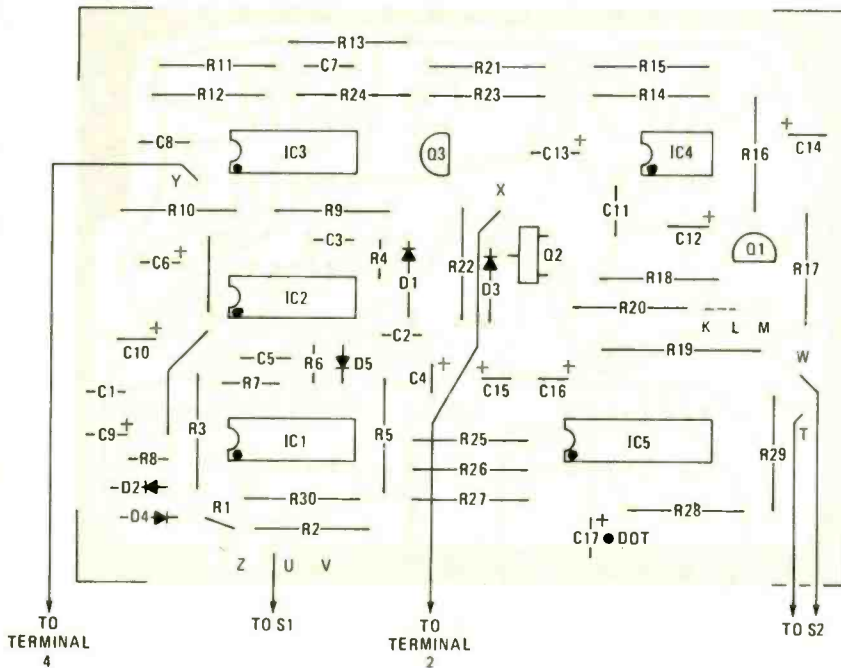


FIG. 8—MULTIPLE SPEAKER CONNECTIONS.



Five % or 10 % resistors and 20% capacitors are satisfactory. Values are standard and readily available.

The three CMOS IC's (CD4011AE or the equivalent) can be damaged by static electricity. Therefore, they should be stored in carriers or conductive-plastic foam, or wrapped in aluminum foil. The IC's should be plugged into their sockets on the circuit board only after all the other components have been soldered and the board is mounted in the cabinet. The power switch should be *off*.

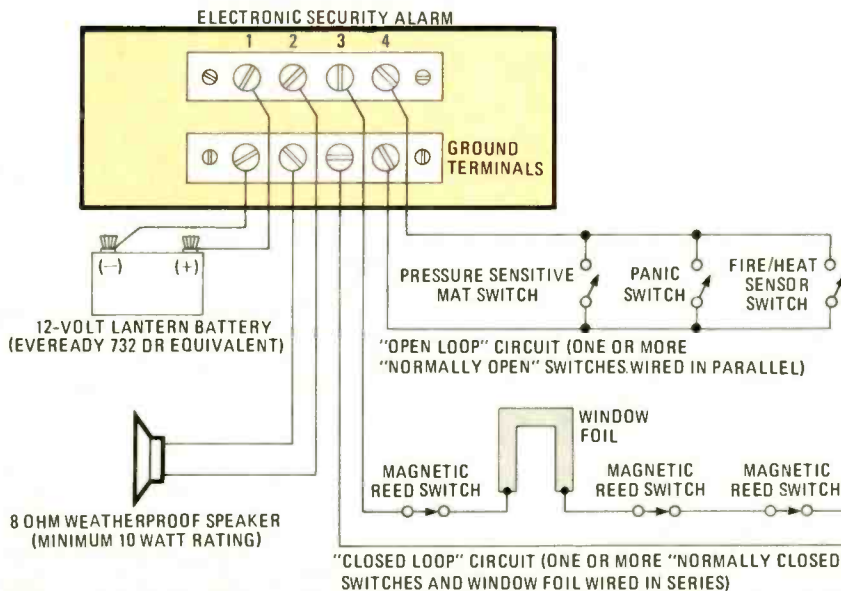
Set the turn-off time by adjusting the value of R25. Any value from 1 megohm to 22 megohms will work. A 10-megohm resistor gives a turn-off time of about 10 minutes, and longer times require higher values. Check your city ordinances. Some cities limit the time that an alarm may sound to 3-5 minutes.

Installation

The complexity of the installation depends upon the size of the area to be protected, the number of doors and windows and the number of special sensors. Figure 7 shows a typical system layout. Any number of switches can be added to either loop.

Wire for the two loops can be of any convenient size or type since only very low currents are involved. Bell wire, No. 18 zip cord or the minizip cord sometimes used for speakers are all suitable. Wire that will go to the speaker and the battery should be No. 18 or larger. All wires should be inside the protected area so that the alarm cannot be defeated. The alarm itself, the battery and the speaker should not be visible or easily damaged from the outside. The speaker impedance should be no less than 8 ohms. If more than one speaker is required, the series or series-parallel arrangements shown in Fig. 8 should be used. One final suggestion. Install the alarm *before* you are burglarized!

R-E



ROUNDUP

Cases And Cabinets For Your Projects

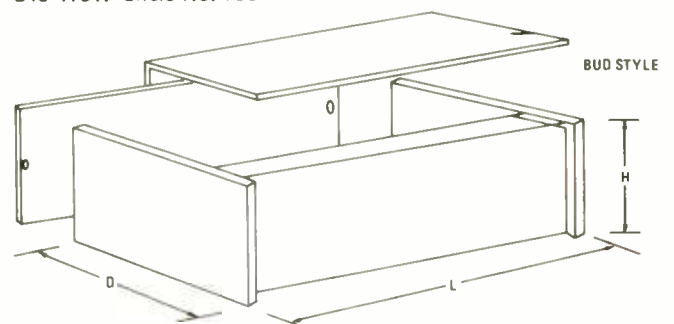
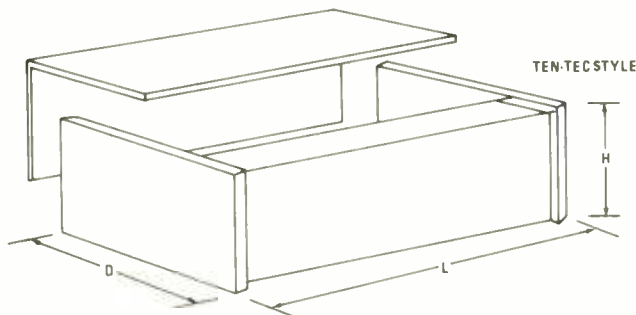
ONE OF THE MAJOR CONSIDERATIONS FACING THE amateur electronic experimenter and constructor is the physical layout and appearance of the finished project. In the days of vacuum tube and 12 by 16 in. chassis, most projects could be finished off nicely by adding a front panel and slipping the whole thing into a cabinet that could be handcrafted from wood or readily available sheet metals. Today, most electronic projects are assembled on printed-circuit boards or similar materials and are sometimes only one-tenth the size of its old vacuum-tube equivalent.

To select a case or enclosure that is most suitable for your project, you must have a pretty good idea as to what is available. Too, if your make and model specified in a magazine article is not available through your usual supplier, you should be aware of equivalents and possible substitutes. These charts list off-the-shelf enclosures, cases and chassis boxes in various material combinations, colors and sizes.

These charts list cases and cabinets not covered in the June 1978 issue of Radio-Electronics. While every effort has been made to ensure that these charts are as complete as possible, it is not always possible to include all the options and ordering information. It is, therefore, a good idea to obtain catalogs from the manufacturers.

EQUIPMENT ENCLOSURES

Provides accessibility through top and front. Most have molded Cycloc plastic end-pieces for a professional look.



To find out more about the products or distributors, a list of addresses of each manufacturer follows. To obtain a catalog, simply circle the corresponding No. on the Free Information card.

- Apollo** — Industrial Park, Hauppauge, NY Circle No. 136
- Buckeye** — 555G Marion Road, Columbus, OH 43207. (614) 445-8433. Circle No. 137
- Bud Electronics** — Dept G, 4605 East 355 Street, Willoughby, OH 44094. (216) 946-3200. Circle No. 138
- GC Electronics** — Division of Hydrometals, Inc., Rockford, IL 61101. Circle No. 139
- Intra Fab, Inc.** — 660 Lenfest Rd. San Jose, CA 95133. (408) 251-1600. Circle No. 140
- Lafayette Electronics** — 111 Jericho Turnpike, Syosset, NY 11791. (516) 921-7700. Circle No. 141
- La France** — Enterprise and Executive Avenues, Philadelphia PA 19153. (215) 365-8000. Circle No. 142
- LMB Products** — 725 Ceres Avenue, Los Angeles, CA 90021. (213) 627-9310. Circle No. 143
- Premier Metals** — C/O Sunshine Mining Co., 337 Manida St., Bronx, NY 10474. (212) 993-9200. Circle No. 144
- Radio Shack** — 2617 West 7th Street, Ft. Worth, TX 76107. (817) 390-3272. Circle No. 145
- Rose/Stahlin** — 500 Maple Street, Belding, MI 48809. (616) 794-0700. Circle No. 146
- Scientific-Atlanta** — Optima Enclosures-2166 Mountain Industrial Road, Tucker, GA 30084. (404) 939-6340. Circle No. 147
- TenTec, Inc.** — Dept G, Industrial Park, Sevierville, TN 37862. (615) 453-7172. Circle No. 148
- Vector Electronics Co.** — 12460 Gladstone Ave., Sylmar, CA 91342. (213) 365-9661. Circle No. 149
- Zero Mfg.** — 777 Front Street, Burbank, CA 91503. (213) 846-4191. Circle No. 150

Length	Height	Depth	Mfr.	Model No.	Case Material	Comments	Options	Color
3-5/8	2-1/8	5-9/16	Ten-Tec	JW-4	Cycloc panels Al case	—	—	walnut/white
3-5/8	2-1/8	5-9/16	Ten-Tec	JG-4	Cycloc panels Al case	—	—	grey/black
3-5/8	2-15/16	6-11/16	Ten-Tec	LW-4	Cycloc panels Al case	—	—	walnut/white
3-5/8	2-15/16	6-11/16	Ten-Tec	LG-4	Cycloc panels Al case	—	—	grey/black
4-11/16	2-1/8	5-9/16	Ten-Tec	JW-5	Cycloc panels Al case	—	—	walnut/white

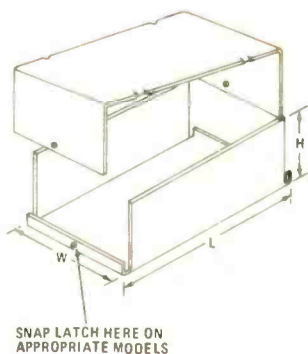
chart continued on following page

EQUIPMENT ENCLOSURES

Length	Height	Depth	Mfr.	Model No.	Case Material	Comments	Options	Color
4-11/16	2-1/8	5-9/16	Ten-Tec	JG-5	Cyclac panels Al case	—	—	grey/black
4-11/16	2-15/16	6-11/16	Ten-Tec	LW-5	Cyclac panels Al case	—	—	walnut/white
4-11/16	2-15/16	6-11/16	Ten-Tec	LG-5	Cyclac panels Al case	—	—	grey/black
4-3/4	4-3/16	6-5/16	Ten-Tec	MG-5	Cyclac panels Al case	—	—	grey/black
4-3/4	4-3/16	6-5/16	Ten-Tec	MW-5	Cyclac panels Al case	—	—	walnut/white
4-3/4	4-3/16	6-5/16	Bud	MB-1670	Cyclac panels Al case	tie bar support	—	grey
4-3/4	4-3/16	6-5/16	Bud	MW	Cyclac panels Al case	tie bar support	—	walnut/white
4-11/16	2-1/8	5-9/16	Lafayette	12-P-03033V	Al	tie bar	—	walnut/white
5-3/4	4-3/16	5-5/6	Lafayette	12-P-03066V	Al	tie bar	—	walnut/white
5-11/16	2-1/8	5-9/16	Ten-Tec	JG-6	Cyclac panels Al case	—	—	grey
5-11/16	2-1/8	5-9/16	Ten-Tec	JW-6	Cyclac panels Al case	—	—	walnut/white
5-11/16	2-15/16	6-11/16	Ten-Tec	LG-6	Cyclac panels Al case	—	—	grey
5-11/16	2-15/16	6-11/16	Ten-Tec	LW-6	Cyclac panels Al case	—	—	walnut/white
5-3/4	4-3/16	6-5/16	Ten-Tec	MG-6	Cyclac panels Al case	—	—	grey
5-3/4	4-3/16	6-5/16	Ten-Tec	MW-6	Cyclac panels Al case	—	—	walnut/white
5-3/4	4-3/16	6-5/16	Bud	MB-1671	Cyclac panels Al case	tie bar support	—	black/grey
5-3/4	4-3/16	6-5/16	Bud	MW-3221	Cyclac panels Al case	tie bar support	—	walnut/white
6-11/16	2-1/8	5-9/16	Ten-Tec	JG-7	Cyclac panels Al case	—	—	grey
6-11/16	2-1/8	5-9/16	Ten-Tec	JW-7	Cyclac panels Al case	—	—	walnut/white
6-11/16	2-1/8	5-9/16	Lafayette	12-P-03041V	Al	tie bar	—	walnut/white
6-11/16	2-15/16	6-11/16	Ten-Tec	LG-7	Cyclac panels Al case	—	—	grey
6-11/16	2-15/16	6-11/16	Ten-Tec	LW-7	Cyclac panels Al case	—	—	walnut/white
6-3/4	4-3/16	6-5/16	Bud	MB-1672	Cyclac panels Al case	tie bar support	—	black/grey
6-3/4	4-3/16	6-5/16	Bud	MW-3222	Cyclac panels Al case	tie bar support	—	walnut/white
6-3/4	4-3/16	6-5/16	Ten-Tec	MG-7	Cyclac panels Al case	—	—	grey/black
6-3/4	4-3/16	6-5/16	Ten-Tec	MW-7	Cyclac panels Al case	—	—	walnut/white
7-3/4	2-1/8	5-9/16	Ten-Tec	JW-8	Cyclac panels Al case	—	—	walnut/white
7-3/4	2-1/8	5-9/16	Ten-Tec	JG-8	Cyclac panels Al case	—	—	grey/black
7-3/4	4-3/16	6-5/16	Bud	MB-1673	Cyclac panels Al case	tie bar support	—	black/grey
7-3/4	4-3/16	6-5/16	Bud	MW-3223	Cyclac panels Al case	tie bar support	—	walnut/white
7-3/4	4-3/16	10-7/32	Bud	DB-1680	Cyclac panels Al case	tie bar support	—	black/grey
7-3/4	4-3/16	10-7/32	Bud	DW-3230	Cyclac panels Al case	tie bar support	—	walnut/white
7-3/4	4-3/16	10-7/32	Ten-Tec	DG-8	Cyclac panels Al case	—	—	grey/black
7-3/4	4-3/16	10-7/32	Ten-Tec	DW-8	Cyclac panels Al case	—	—	walnut/white
7-13/16	4-3/16	6-5/16	Ten-Tec	MG-8	Cyclac panels Al case	—	—	grey/black
7-13/16	4-3/16	6-5/16	Ten-Tec	MW-8	Cyclac panels Al case	—	—	walnut/white
7-13/16	4-3/16	6-5/16	Bud	MB-1673	Cyclac panels Al case	tie bar support	—	black/grey
7-13/16	4-3/16	6-5/16	Bud	MW-3223	Cyclac panels Al case	tie bar support	—	walnut/white

EQUIPMENT ENCLOSURES

Length	Height	Depth	Mfr.	Model No.	Case Material	Comments	Options	Color
7-13/16	4-3/16	5-5/16	Lafayette	12-P-03082V	Al	—	—	walnut/white
9-3/4	4-3/16	10-7/32	Bud	DB-1681	Cyclac panels Al case	tie bar support	—	black/grey
9-3/4	4-3/16	10-7/32	Bud	DW-3231	Cyclac panels Al case	tie bar support	—	walnut/white
9-3/4	4-3/16	10-7/32	Ten-Tec	DG-10	Cyclac panels Al case	—	—	black/grey
9-3/4	4-3/16	10-7/32	Ten-Tec	DW-10	Cyclac panels Al case	—	—	walnut/white
9-7/8	2-1/8	5-9/16	Ten-Tec	JG-8	Cyclac panels Al case	—	—	grey/black
9-7/8	2-1/8	5-9/16	Ten-Tec	JW-8	Cyclac panels Al case	—	—	walnut/white
9-7/8	2-1/8	5-9/16	Lafayette	12-P-03058V	Al	tie bar	—	walnut/white
9-7/8	2-15/16	6-11/16	Ten-Tec	LG-10	Cyclac panels Al case	—	—	grey/black
9-7/8	2-15/16	6-11/16	Ten-Tec	LW-10	Cyclac panels Al case	—	—	walnut/white
9-15/16	4-3/16	6-5/16	Ten-Tec	MG-10	Cyclac panels Al case	—	—	grey/black
9-15/16	4-3/16	6-5/16	Ten-Tec	MW-10	Cyclac panels Al case	—	—	walnut/white
9-15/16	4-3/16	6-5/16	Bud	MB-1675	Cyclac panels Al case	tie bar support	—	black/grey
9-15/16	4-3/16	6-5/16	Bud	MW-3225	Cyclac panels Al case	tie bar support	—	walnut/white
11-3/4	4-3/16	10-7/32	Bud	DB-1682	Cyclac panels Al case	tie bar support	—	black/grey
11-3/4	4-3/16	10-7/32	Bud	DW-3232	Cyclac panels Al case	tie bar support	—	walnut/white
11-3/4	4-3/16	10-7/32	Ten-Tec	DG-12	Cyclac panels Al case	—	—	grey/black
11-3/4	4-3/16	10-7/32	Ten-Tec	DW-12	Cyclac panels Al case	—	—	walnut/white
11-15/16	4-3/16	6-5/16	Ten-Tec	MG-12	Cyclac panels Al case	—	—	grey/black
11-15/16	4-3/16	6-5/16	Ten-Tec	MW-12	Cyclac panels Al case	—	—	walnut/white
11-15/16	4-3/16	6-5/6	Lafayette	12-P-03082V	Al	tie bar	—	walnut/white
11-15/16	4-3/16	6-5/16	Bud	DB-1682	Cyclac panels Al case	tie bar support	—	black/grey
11-15/16	4-3/16	6-5/16	Bud	DW-3232	Cyclac panels Al case	tie bar support	—	walnut/white
13-3/4	4-3/16	10-7/32	Bud	DB-1683	Cyclac panels Al case	tie bar support	—	black/grey
13-3/4	4-3/16	10-7/32	Bud	DW-3233	Cyclac panels Al case	tie bar support	—	walnut/white
13-3/4	4-3/16	10-7/32	Ten-Tec	DW-14	Cyclac panels Al case	tie bar support	—	walnut/white
13-3/4	4-3/16	10-7/32	Ten-Tec	DG-14	Cyclac panels Al case	tie bar support	—	black/grey



INTERLOCKING TOP AND BOTTOM

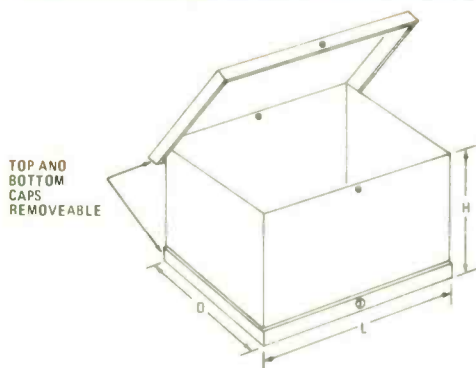
Rugged, sturdy and simple to assemble and take apart—only two set screws hold it together.

Length	Height	Depth	Mfr.	Model No.	Case Material	Comments	Options	Color
2-1/4	1-3/8	1-1/2	LMB	M00	Al	—	Order SL-M00 for snap latch	N, blk, gry, brwn

chart continued on following page

INTERLOCKING TOP AND BOTTOM

Length	Height	Depth	Mfr.	Model No.	Case Material	Comments	Options	Color
2-1/4	1-3/8	2-1/4	LMB	SL-002	Al	snap latch		N, blk, gry, brwn
2-3/4	2-1/8	2-1/8	LMB	103	Al	—	Order SL for snap latch	N, blk, gry, brwn
2-3/4	2-5/8	2-1/8	LMB	100	Al	—	Order SL for snap latch	N, blk, gry, brwn
2-15/16	1-3/4	2-1/8	LMB	002	Al	—	Order SL for snap latch	N, blk, gry, brwn
3	5	4	LMB	140	Al	—	Order SL for snap latch	N, blk, gry, brwn
3-1/4	1-5/8	2-1/8	LMB	000	Al	—	Order SL for snap latch	N, blk, gry, brwn
3-3/4	2-1/8	3	LMB	135	Al	—	Order SL for snap latch	N, blk, gry, brwn
4	1-5/8	2-1/8	LMB	00	Al	—	Order SL for snap latch	N, blk, gry, brwn
4	2-3/4	2	LMB	102	Al	—	Order SL for snap latch	N, blk, gry, brwn
4	4	2	LMB	143	Al	—	Order SL for snap latch	N, blk, gry, brwn
4	2-1/4	2-1/4	LMB	107	Al	—	Order SL for snap latch	N, blk, gry, brwn
4-1/4	1-1/4	2-1/4	LMB	101	Al	—	Order SL for snap latch	N, blk, gry, brwn
5	2-1/4	2-1/4	LMB	108	Al	—	Order SL for snap latch	N, blk, gry, brwn
5-1/4	* 2-1/8	3	LMB	136	Al	—	Order SL for snap latch	N, blk, gry, brwn
6	3	5	LMB	141	Al	—	—	N, blk, gry, brwn
6	5	4	LMB	142	Al	—	Order SL for snap latch	N, blk, gry, brwn
6-1/4	3-1/2	2-1/8	LMB	138	Al	—	Order SL for snap latch	N, blk, gry, brwn
6-1/2	1-5/8	2-1/8	LMB	650	Al	—	—	N, blk, gry, brwn
7	3	5	LMB	145	Al	—	Order SL for snap latch	N, blk, gry, brwn
8	2-3/4	3	LMB	137	Al	—	Order SL for snap latch	N, blk, gry, brwn
8-1/2	1-5/8	2-1/8	LMB	850	Al	—	Order SL for snap latch	N, blk, gry, brwn
10	2-1/2	4	LMB	144	Al	—	Order SL for snap latch	N, blk, gry, brwn
12	1-3/4	2	LMB	15	Al	—	Order SL for snap latch	N, blk, gry, brwn



UTILITY BOX

Both top and bottom panels are removable, providing easy accessability.

Length	Height	Depth	Mfr.	Model No.	Case Material	Comments	Options	Color
4	2	4	LMB	U-C-970	Al	.040 gauge	—	grey
4	3	5	LMB	U-C-971	Al	.040 gauge	—	grey
5	3	7	LMB	U-C-974	Al	.040 gauge	—	grey
5	4	6	LMB	U-C-972	Al	.040 gauge	—	grey
6	5	9	LMB	U-C-975	Al	.051 gauge	—	grey
6	6	6	LMB	U-C-973	Al	.040 gauge	—	grey
7	6	12	LMB	U-C-977	Al	.051 gauge	—	grey
8	7	10	LMB	U-C-976	Al	.051 gauge	—	grey
9	7	15	LMB	U-C-980	Al	.051 gauge	—	grey
10	8	10	LMB	U-C-978	Al	.051 gauge	—	grey
11	12	8	LMB	U-C-979	Al	.051 gauge	—	grey

Buyers Guide To FM Tuners



Special Len Feldman Report

How To Choose The Right FM Tuner

The performance of an FM tuner or receiver can be predicted from a study of technical specifications in the manufacturers' literature. Understand the specifications and you can select the tuner that's best for you.

LEN FELDMAN
CONTRIBUTING HI-FI EDITOR

FM RADIO, ONCE THE ORPHAN OF THE broadcasting world, now rivals AM radio in listener acceptance and commercial success. To the high-fidelity enthusiast, FM and stereo FM programs are a free, always available program source that provides endless hours of listening pleasure. To record companies, FM offers the best means to demonstrate their new products to the listening public for possible addition to permanent collections. In a component hi-fi system, FM and stereo FM programming can form part of an integrated, one-piece stereo receiver, or can be a separate tuner that can be plugged into the appropriate terminals on either a separate preamplifier or an integrated preamplifier/power amplifier. Regardless of which approach is selected, it is necessary to understand the basic operation of FM and how a good FM tuner (or tuner section) can be expected to perform. This will also help you understand the technical specifications describing this important component and thus select the right system for your own listening requirements.

How FM radio differs

FM radio has been described as static-free (when compared with AM broadcasting). Another attribute is its ability to convey "higher fidelity," or better audio frequency response than AM radio. Oddly enough, neither of these qualities is inherent in FM transmission (nor is it specifically limited in AM radio). As anyone who has tried to listen to very distant FM stations on a less-than-high quality FM tuner or radio with a poorly designed antenna knows, FM reception can be as (or more) noisy than AM. Furthermore, a few AM stations in the United States broadcast as much "fidelity" (or wide frequency response) as their FM counterparts (although most AM tuners or receivers cannot reproduce all those frequencies for reasons of economy). What, then, makes FM a noise-free, high-fidelity program source?

The main difference between FM and AM is the way in which audio information is applied to the radio waves. In AM transmission, the intensity or amplitude of the station's radiated waves (within the AM frequency band from 535 kHz to 1605 kHz) is varied in accordance with the audio information to be broadcast, as shown in Fig. 1. In the case of FM transmission, the *frequency* of the station actually varies in response to the audio waveforms being conveyed or broadcast (see Fig. 2).

When AM received signals are amplified by an AM tuner, differences in amplitude of the incoming waves must be



FIG. 1—AMPLITUDE MODULATION. The audio signal shown in *a* modulates the amplitude of the carrier wave as shown in *b*.

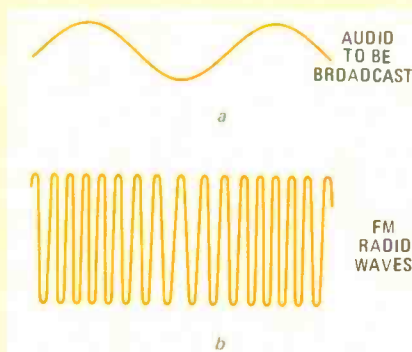


FIG. 2—FREQUENCY MODULATION. The frequency of the carrier wave is modulated by the audio signal shown in *a*. The resultant waveform shown in *b* is transmitted.

maintained throughout the amplification process, since these differences convey the audio information to be recovered by the AM set's detector circuits. Since what we call "noise" or "static" is also amplitude-varying, atmospheric storms, nearby electrical appliances (such as fluorescent lights, shaving motors, etc.) also add noise to the total incoming AM signal amplitude and interfere with AM reception (see Fig. 3).




FIG. 3—NOISE SIGNALS are added to the amplitude of the AM wave and interfere with reception.

In the case of FM reception, since the audio information is conveyed in the form of changing *frequency*, it is possible to strip away the AM-type noise (as shown in Fig. 4), using a circuit known as a limiter without altering the recoverable audio content of the composite received radio signals. However, if the signal is too weak, the noise riding on top of it may not be stripped away, which is why listeners in weak-signal areas hear background noise, hiss and static even on FM sets.

The higher frequency-response capability of FM, was brought about in the early days of the two broadcast systems. When AM radio first appeared, audio equipment was hardly capable of hi-fi performance, and it was general practice to limit AM fidelity to around 5000 Hz (both at the broadcast studio and in home receivers). Greater frequency response would require greater spacing on the AM dial between stations to avoid spillover from one station to another.

In the case of FM, when broadcast

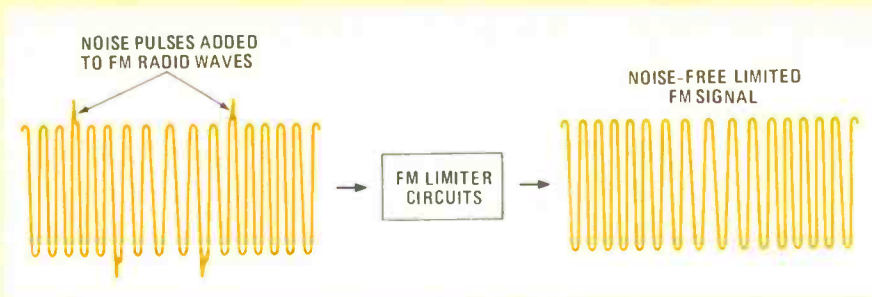


FIG. 4—NOISE SIGNALS are added to the amplitude of the FM wave, but since the wave is frequency modulated, the noise can be eliminated by a simple amplitude limiter circuit.

rules for this service were first established, response out to 15,000 Hz was authorized (and in fact required) by the FCC. The FM broadcast band is much higher in frequency than the AM band (in the U.S., from 88 MHz to 108 MHz), and the spacing between adjacent channels is a comfortable 200 kHz (0.2 MHz). Audio enthusiasts who think that hi-fi has a frequency response from 20 Hz to 20,000 Hz may, in fact, be surprised and somewhat disappointed to learn that the highest audio frequency that can be transmitted by an FM station is only 15 kHz; however, such response still represents excellent fidelity. Few program sources such as discs or tapes contain any program information that exceeds that high frequency.

FM tuner elements

Figure 5 is a block diagram of the various circuits that constitute a stereo FM tuner. The so-called front end of the tuner receives the minute electrical signals reaching the FM antenna, selects the

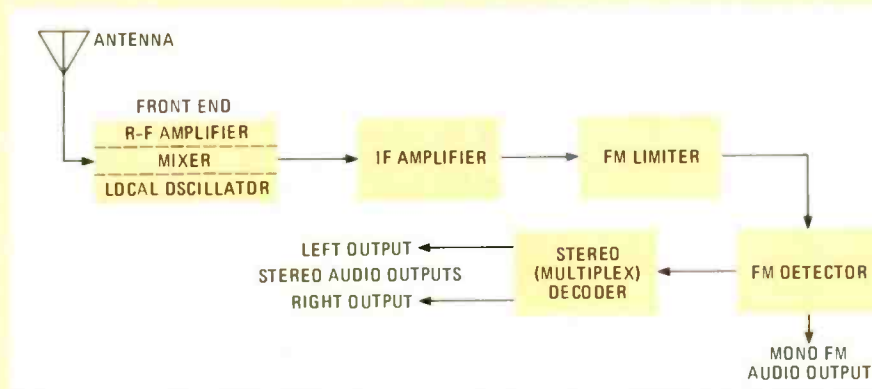


FIG. 5—FM STEREO TUNER. An FM monophonic tuner is identical but without the stereo decoder circuit.

frequency of the desired station (by using several resonant circuits that amplify only those frequencies and exclude others), amplifies them, and combines them with signals generated by a self-contained oscillator permanently tuned to a frequency that is just 10.7 MHz higher than the incoming signal. The difference signal is extracted from a circuit known as a mixer stage, and is always at a frequency of 10.7 MHz, known as the IF frequency. This technique is called superheterodyning. It simplifies the succeeding IF amplifying section, which must be sensitive only to

10.7-MHz frequencies and does not therefore have to be tuned individually.

From the IF section, the greatly amplified signals are transmitted to the limiter stages (those circuits that strip away unwanted noise and static), and then are applied to the FM detector stage, which converts the varying 10.7-MHz frequencies back into the audio information originally broadcast. If we were just concerned with monophonic or single-channel FM broadcasting (and, of course, many FM radios still provide just that), our circuit description could end right here, and the recovered audio would only have to be connected to your audio amplifier for further amplification and application to the system's loudspeakers to complete the receiver.

Stereo FM broadcasting

In 1961, the FCC approved a new form of FM broadcasting in which the two halves or channels of a stereo program could be broadcast compatibly over a single FM station transmitter. Prior to

that time, stereo broadcasts involved the use of an AM station for one of the channels and an FM station for the other. Listeners desiring to hear programs in stereo had to set up two different radios, and, even more unfortunately, listeners who had only one radio were treated to "half a program"—hearing only the left channel or right channel transmission.

The stereo broadcast system authorized by the FCC is a compatible one; that is, a mono FM set owner hears the combined "left-plus-right" mono equivalent of the stereo performance, while the

owner of a stereo FM set recovers separate left and right programs over the appropriate left and right speakers in the normal stereo setup. Let's take a look at how this is accomplished.

Figure 6 shows how the available 75-kHz channel bandwidth (actually, the bandwidth is ± 75 kHz, on either side of carrier's center frequency, but only one-half of the symmetrical signal is shown) is used to broadcast a stereo composite signal. First, the sum of the left (L) and right (R) program signals is combined ($L + R$) and used to modulate the main carrier in much the same way that a monophonic signal would be used, over an audio frequency range from 30 Hz to 15 kHz. In addition, the difference signal

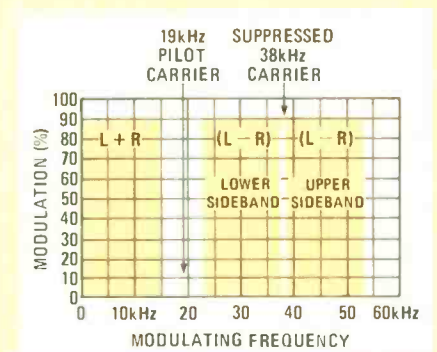


FIG. 6—FREQUENCY SPECTRUM of transmitted FM stereo signal.

derived by subtracting R program signals from L program signals ($L - R$) is used to modulate a 38-kHz subcarrier. This subcarrier is amplitude-modulated, and the subcarrier itself is suppressed, so that only its upper and lower sidebands are, in turn, used to frequency-modulate the main carrier frequency. Since $L - R$ audio signals may contain frequencies from 30 Hz to 15 kHz (similar to $L + R$ audio information), the resulting sideband signals may extend from 23 kHz ($38 \text{ kHz} - 15 \text{ kHz}$) all the way up to 53 kHz ($38 \text{ kHz} + 15 \text{ kHz}$). As with any sideband transmission system, a synchronizing signal must be transmitted along with the sidebands so that the missing or suppressed carrier can be reconstituted at the receiving end. In the case of stereo FM signals, a 19-kHz constant pilot carrier is transmitted for this purpose.

Mono/stereo compatibility

At the receiving end, the entire composite signal ($L + R$ audio signal, plus the super-audible sidebands and 19-kHz pilot signal) is recovered by a conventional FM detector. If this signal is applied to an audio amplifier, only the equivalent monophonic program ($L + R$) is heard, since $L - R$ is still in the form of super-audible sideband modulation. The FM decoder or multiplex section of the tuner or receiver then recovers the $L - R$ audio signals just as an AM double-sideband receiver would.

Once both $L + R$ and $L - R$ signals

are available as audio signals, a couple of algebraic manipulations called matrixing take place. Specifically, the $L + R$ signal is simply added to the $L - R$ signal, to yield

$$(L + R) + (L - R) = 2L$$

and, in another circuit, the $L - R$ signal is *subtracted* from the $L + R$ signal to yield

$$(L + R) - (L - R) = 2R.$$

This simple sum-and-difference tech-

nique results in recovering separate L and R signals. (The factor of "2" represents amplitude and can be disregarded.) If the circuits are all adjusted perfectly, the L output will contain no R-signal content and the R output will be free of any L-signal content. In actual practice, separation figures in excess of 40 dB are attainable at mid-audio frequencies, and better multiplex decoder circuits can maintain values greater than 30-dB even at the

more critical high and low frequencies.

The wider bandwidth required for transmitting and receiving stereo FM signals, plus the fact that the $L - R$ information is transmitted as *amplitude-modulated* sideband signals of a 38-kHz sub-carrier, results in poorer S/N ratios for stereo FM transmission than for monophonic FM transmission. However, as signal strength increases, the difference in S/N ratios becomes less.

Specifications

The many FM tuner specifications describing its performance can tell you much about that tuner's quality and indicate whether or not it will fit your needs. While many people have little difficulty understanding amplifier specifications, they seem intimidated by the technical-sounding terms associated with FM tuner performance. The following summary of important tuner specs will not only define each specification but give you some idea of what "good" and "not so good" numbers you can expect and how important (or unimportant) each specification may be in terms of your own location (relative to the stations you hope to receive) and listening habits.

Sensitivity

Usually, the first specification listed for any tuner is *sensitivity*. This spec is sometimes called *usable sensitivity*, or *IHF sensitivity* (IHF stands for the Institute of High Fidelity, which has established measurement standards for FM tuners and other audio components). Sensitivity describes the ability of a tuner to receive very weak signals and turn them into listenable audio programs. This specification may be stated in microvolts (millionths of a volt, usually written as μV) or, in a more recently approved term known as dBf. (The dBf figure is referenced to power rather than a voltage. Thus, the dBf figure automatically takes into account the input impedance at the tuner's antenna terminals and eliminates confusion when comparing the sensitivity of different tuners. For example, a tuner with a 75-ohm input impedance and a 1- μV sensitivity spec would have the same sensitivity as a tuner with a 300-ohm input impedance and a 2- μV sensitivity spec. Both these tuners have the same IHF sensitivity rating of 11.2 dBf.) The lower the microvolt or dBf number, the more sensitive the tuner.

Since, as we said, stereo signals are noisier than mono signals, a complete sensitivity specification will list numbers for *both* mono and stereo reception, which may differ widely. A tuner that has a "2.0- μV (or 11.2-dBf) sensitivity" will, when it is fed an incoming signal of that strength, produce a recovered audio sig-

nal that is exactly 30 times louder than the combined residual background noise and distortion. Noise and distortion that is 30 dB lower than the desired program level means that 3% of what is heard is noise and distortion. Admittedly, that's not a very good listening situation, but sensitivity is really designed to tell you how much signal is needed for *barely* acceptable listening. Differences between a set that has a 2.0- μV sensitivity and one with a 1.8- or 1.7- μV sensitivity are really not important unless other specifications are also considered.

50-dB quieting

For a received signal to be acceptably noise-free (in the hi-fi sense of the word), it should be strong enough to suppress noise by at least 50 dB (noise would then constitute only 0.3% of the total sound heard). Newly approved standards require that manufacturers list the signal strength, in microvolts (μV) or dBf, required to produce such background noise quieting, both in mono and stereo. The lower the 50-dB quieting signal strength, the better the product.

S/N ratio

Figure 7 shows what happens to the desired signal and the residual noise (in mono and stereo) as signal strength is increased at the antenna terminals of a receiver or tuner. After just a few microvolts of input signal, the audio level reaches a constant amplitude and does not become louder for any further increase in signal strength. However, noise level becomes lower and lower as signal strength increases, until it attains its lowest possi-

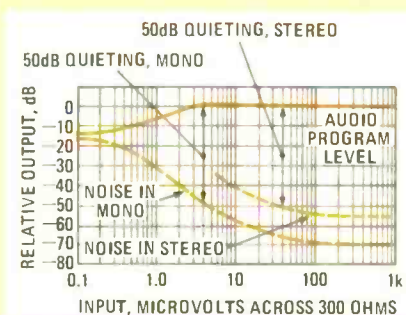


FIG. 7—S/N RATIO for a given tuner varies with signal strength.

ble value—usually well before signal strength has reached 1000 μV (or 65 dBf). The specification known as *ultimate signal-to-noise ratio* or just *S/N ratio* (now given for both mono and stereo modes) tells just how low that noise level is, and is quoted in dB, with higher values being better. In Fig. 7, the ultimate S/N ratio for mono turns out to be 70 dB; while in stereo, the best S/N ratio obtained is 65 dB.

Harmonic distortion

As in the case of audio amplifiers, tuners can and do produce *harmonic distortion* that was not present in the original audio program and is therefore undesirable. Note from Fig. 8 that the total harmonic distortion (THD) tends to *decrease* as signal strength is increased until it reaches its lowest (or best) levels. Again, the THD should be specified for both mono and stereo modes, and, for full compliance with the new standards, it must be quoted for three different audio frequencies in each operating mode: 100 Hz, 1 kHz and 6 kHz. (As in most audio devices, distortion tends to be lower at mid-frequencies, around 1 kHz, but it may be significantly greater at the audio frequency extremes; hence the added information is useful in comparing products.) As indicated in Fig. 7 (plotted only for the 1-kHz distortion test), mono THD is usually a bit lower than stereo

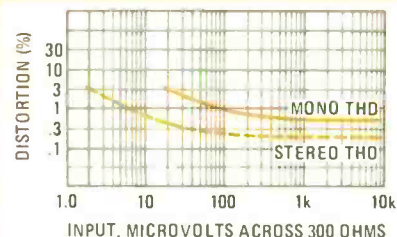


FIG. 8—DISTORTION for a given tuner varies with signal strength.

THD. In our example, mono THD decreased to 0.2% for strong mono signals, while it measured 0.4% for strong stereo signals; these are both rather good values, by the way.

Selectivity

Another important FM tuner specifi-

FM PRE-EMPHASIS AND DE-EMPHASIS

The frequency response of audio signals broadcast over an FM radio station is anything but flat. In the United States, the response of audio signals is altered in accordance with the curve shown in Fig. 1. Treble or

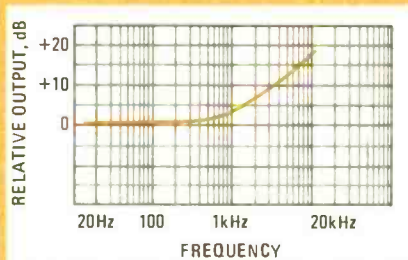


FIG. 1

high audio frequencies above 1 kHz are deliberately boosted before they are allowed to frequency-modulate the station's main carrier frequency. This process is known as pre-emphasis and, in most cases, the pre-emphasis is defined as having a value of $75 \mu\text{s}$ (the time constant of a simple R-C or L-C network in which the product of "R" and "C," or "R" and "L" equals 75×10^{-6}). A simple pre-emphasis network that produces this amount of treble boost is shown in Fig. 2.

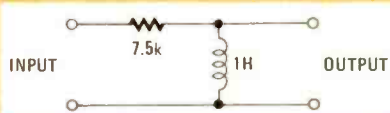


FIG. 2

The reason for pre-emphasis (and corresponding de-emphasis, or treble *attenuation* as incorporated in all FM tuners or receivers) becomes apparent when we consider the nature of noise in FM reception. In an FM tuner or receiver, noise generated by transmission and reception increases with frequency between the carrier and interfering signals, so that high-frequency hiss is louder than low-frequency noise (see Fig. 3). By deliberately pre-emphasizing the treble content of a given program during transmission, the broadcaster pushes the audio signal farther above the noise threshold. However, in order to reproduce the program with all tones at their correct relative amplitudes, it is neces-

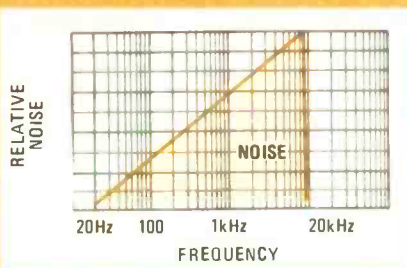


FIG. 3

sary to de-emphasize the highs in the tuner or receiver, in accordance with the reciprocal de-emphasis curve shown in Fig. 4. In this way, all tones are restored to their correct relative intensities, while the background noise is reduced in much the same way as it would be if you

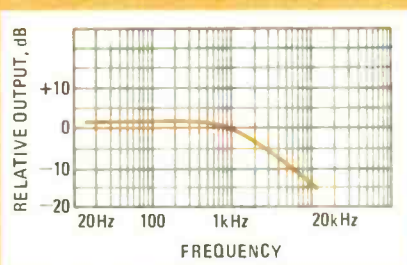


FIG. 4

turned down the treble control on your amplifier, but without any loss in fidelity.

European emphasis standard

In most European countries, the amount of pre-emphasis and de-emphasis is somewhat lower than that used in the United States. The pre-emphasis and de-emphasis value used is defined by a time constant of $50 \mu\text{s}$ instead of $75 \mu\text{s}$.

The benefits of pre-emphasis and de-emphasis are in part negated by the fact that extreme values of treble boost applied to signals before main-carrier modulation tend to limit the maximum modulation level that can be applied to a given program. When the $75\text{-}\mu\text{s}$ pre-emphasis value was selected many years ago, most program sources lacked much high-frequency content, so boosting the highs by such a large degree did not normally result in overmodulation at high frequencies. By the time Euro-

pean countries adopted their own FM broadcast standards, program quality had improved somewhat, and the Europeans decided upon a more moderate pre-emphasis (and de-emphasis) value in setting their standards. In the U.S., improved high-frequency program material has forced many stations to install compressors and peak limiters in the audio chain. These devices limit the maximum modulation levels and thereby permit higher overall average modulation levels. Unfortunately, such limiting or compression also detracts from the fidelity of the reproduced music signals.

Those who are familiar with the popular Dolby noise-reduction system commonly found in most home stereo cassette tape decks will recognize that the Dolby scheme lends itself to FM broadcasting as well. Today, many stations around the U.S. do, in fact, use Dolby noise reduction for improved S/N performance in stereo and regular FM reception.

In order to take full advantage of the Dolby noise-reduction system in FM broadcasting, Dr. Ray Dolby (who developed the system) proposed that whenever Dolby noise reduction was used, the pre-emphasis and de-emphasis values should be changed to a low $25\text{-}\mu\text{s}$ value (resulting in less treble boost during transmission and correspondingly less treble cut at the receiving end). This modification permits higher modulation levels at the broadcast end and reduces the need for compression or limiting. The end result is greater dynamic range.

For proper Dolby reception, two things are required. First, of course, you must have a Dolby decoder (either built into your system, or connected externally). But, in addition, the de-emphasis network in the tuner or receiver must be modified to the correct $25\text{-}\mu\text{s}$ value. Many new tuners and receivers now come with a de-emphasis selector switch to alter the de-emphasis value from $75 \mu\text{s}$ to $25 \mu\text{s}$, as required by the Dolby FM broadcast system. Alternatively, small adaptors are now available that can be connected externally (in addition to the required Dolby decoder) to accomplish the same change in de-emphasis.

ation is *selectivity*, or the tuner's ability to receive a desired station signal while simultaneously rejecting signals that are close in frequency to the desired station. Ordinarily, the FCC assigns frequencies to stations in the same geographical area so that they are not too crowded on the dial. Ironically, though, the increased sensitivity of modern tuners makes this careful spacing somewhat academic, and, on a good receiver, it is sometimes possible to receive signals that are only one or

two channel widths apart (a channel width is 200 kHz on the FM dial). A tuner with good selectivity (measured in dB, with higher values preferred) can latch on to a desired signal without encountering interference from any neighboring station. Moderately good selectivity these days would be around 50 to 55 dB, while some tuners actually boast selectivity figures of 100 dB! (The selectivity specification refers to the attenuation of an undesired station located 400-

kHz away from the desired station. For example, if a tuner has a 50-dB selectivity specification, the tuner will attenuate an undesired station located 400-kHz away by 50 dB.)

Selectivity is not equally important to all listeners. In remote rural areas where you can only receive a few widely spaced FM signals, a high selectivity figure is less important than in a crowded metropolitan area where stations are closely spaced on the dial. It should also be point-

ANNOUNCING ... A New CREI Program: Minicomputer & Microprocessor Technology Including A Microprocessor Laboratory

Now you can learn at home
the new technology that is
revolutionizing electronics

The microprocessor has ushered in the age of microtechnology and electronics will never again be the same. The microprocessor has made possible the placing of an entire computer on a silicon chip one quarter inch square. The microprocessor "miracle chip" is in the process of changing the world. Soon all technical personnel in electronics will have to understand and work with the microprocessor. It is invading virtually every area of electronics. And it is profoundly affecting your electronics career.

Brand New Program

CREI has a brand new program to help you learn how to work effectively with this revolutionary electronics development. CREI's new program in Minicomputer and Microprocessor Technology is designed to prepare you for this field by giving you the education and practical experience you need.

The program provides solid preparation in electronics engineering technology with a specialization in minicomputers and microprocessors. In addition, it includes a microprocessor laboratory which features a fully programmable microcomputer which utilizes the Motorola 6802 microprocessor chip. This is an extremely important element of your program.

Programming Essential

As you may well know, you must learn how to *program* the microprocessor in order to design, service or troubleshoot microprocessor electronic systems. There is only one effective way to learn this all-important skill of programming, and that is by actually *doing it*. CREI's new program gives you this opportunity as you work with the exciting microprocessor laboratory.

Programming Is Easy

With CREI's new program, learning the skill of programming is simple. Within a few hours you'll be programming the microprocessor and in a short time you'll learn how to program it in three languages: BASIC, assembly and machine languages. In addition, you will learn how to interface the microprocessor with other systems and to test and debug specialized programs.

Preparation at Home

Wide Choice of Programs

Please note, however, that CREI's new program is only one of 16 state-of-the-art programs in advanced electronic technology offered by CREI. So even if you choose not to specialize in micro-processor technology, CREI has an advanced electronics program to meet your needs.

With CREI, you may choose from any of the following areas of specialization in advanced electronics:

- Microprocessor Technology
- Computer Engineering
- Communications Engineering
- Digital Communications
- Electronic Systems
- Automatic Controls
- Industrial Electronics
- Television Engineering
- Microwave Engineering
- Cable Television
- Radar and Sonar
- Nuclear Instrumentation
- Satellite Communications
- Aeronautical and Navigational
- Solid State Theory
- Nuclear Engineering

Unique Lab Program

An exclusive option available with CREI programs in electronic engineering technology is CREI's unique Electronic Design Laboratory program. It gives you actual experience in designing practical electronic circuits. It also helps you to understand the theories of advanced electronics and gives you extensive experience in such areas as tests and measurements, breadboarding, prototype construction, circuit operation and behavior, characteristics of electronics components and how to apply integrated circuits. Only CREI offers this unique Lab Program.

Practical Engineering

CREI programs give you a practical engineering knowledge of electronics. That is, each part of your training is planned for your "use on the job." By using your training, you reinforce the learning process. And by demonstrating your increased knowledge to your employer, you may qualify for faster career advancement.

Free Book

There isn't room here to give you all of the facts about career opportunities in advanced electronics and how CREI prepares you for them. So we invite you to send for our free catalog. This fully illustrated, 56 page book describes in detail the programs, equipment and services of CREI.

Qualifications

You may be eligible to take a CREI college-level program in electronics if you are a high school graduate (or the true equivalent) and have previous training or experience in electronics. Program arrangements are available depending upon whether you have extensive or minimum experience in electronics.

Send for this FREE Book describing your opportunities and CREI college-level programs in electronics



Mail card or write describing qualifications to

CREI CAPITOL RADIO ENGINEERING INSTITUTE

McGraw-Hill Continuing Education Center
3939 Wisconsin Avenue Northwest
Washington, D.C. 20016

Accredited Member National Home Study Council

GI Bill

CREI programs are approved for training of veterans and servicemen under the G.I. Bill.



ed out that very high selectivity may, at times, be bought at the expense of poorer distortion figures, since narrowing a tuner's bandwidth tends to increase audio distortion (especially in stereo reception). The mark of a truly superior tuner is one that has both very low distortion levels in mono and stereo and high selectivity values.

Capture ratio

The *capture ratio* specification is somewhat related to selectivity. It indicates an FM tuner's capability of zeroing in on the stronger of two stations that might be operating at the *identical* frequency. Such a situation might seem rare, but it could occur if you live mid-way between two remote metropolitan areas, each having stations assigned to the same frequency. More important, good capture ratio (quoted in dB, but this time *lower* values are better) can help to alleviate a problem known as "multipath distortion."

Figure 9 shows a direct signal arriving

some degree to amplitude (AM) variations in signal reception. Interference caused by electrical noise and signal reflections can be reduced by good *AM suppression*, a specification quoted in dB, with higher values being better. Typically, an AM suppression figure of 50 dB or greater should be expected from a quality high-fidelity FM tuner.

Frequency response

As with all other hi-fi equipment specifications, frequency response should be considered when selecting a good FM tuner. Frequency-modulated response should be as uniform as possible—from 30 Hz (the lowest frequency broadcast) to 15 kHz. A properly listed frequency-response specification states the frequency limits as well as the maximum deviation, in dB, within those limits. For example, a specification that states, "Frequency Response: 30 Hz to 15 kHz, ± 1.0 dB" is a better specification than one reading "Frequency Response: 30 Hz to 15 kHz, ± 2.0 dB."

Subcarrier rejection or suppression

It was mentioned earlier that in the course of broadcasting stereo signals, many high-frequency signals are also generated. If these super-audible tones are allowed to appear at the tuner's output, they could have an adverse effect on recording FM programs on a home tape recorder (the high tape bias frequency of the tape recorder might beat with the equally high subcarrier tuner outputs to create audible beat tones in the recording). Accordingly, manufacturers must inform you how successfully high-frequency signal components have been prevented from reaching the tuner's output. Quoted in dB, the higher the subcarrier suppression the less problem you will have recording directly from FM broadcast programs onto tape.

Muting threshold

One of the convenient features many FM tuners offer is interstation muting—a circuit that permits you to tune across the FM dial without encountering that jarring noise between stations. If the muting circuitry is set at too high a threshold, however, it also blocks very weak signals, since they will be interpreted as noise rather than receivable signals. *Muting threshold* (given in microvolts or dB), specifies how much signal strength is required to overcome the muting feature. Although in most tuners muting is defeatable by a front-panel switch, it is helpful if the manufacturer carefully sets the muting threshold so that signals that would otherwise be perfectly listenable in terms of quieting and distortion are not blocked by the muting circuitry.

Additional specifications

Other specifications include *image rejection*, *IF rejection* and *spurious-response rejection*. All three specifications indicate the tuner's ability to reject the variety of unwanted signals that sometimes pop up on the dial. Acceptable values for all these specifications are values over 60 or 70 dB, and some modern tuners claim values of 80, 90, or even 100 dB and more.

A word about Dolby FM

If you own a cassette deck you are probably already familiar with the Dolby noise-reduction system. As in the case of tape recording, Dolby can improve signal-to-noise ratios in FM broadcasting, effectively increasing the useful reception range of a station that uses the system. It *cannot*, however, decrease existing noise in the program material being broadcast by the station (i.e., noisy discs, hissing tapes, etc.).

Many stations around the U.S. use the Dolby system during part or all of their broadcast schedules. To take advantage of this technique, your tuner or receiver must be equipped with a suitable Dolby decoder circuit and a front-panel switch

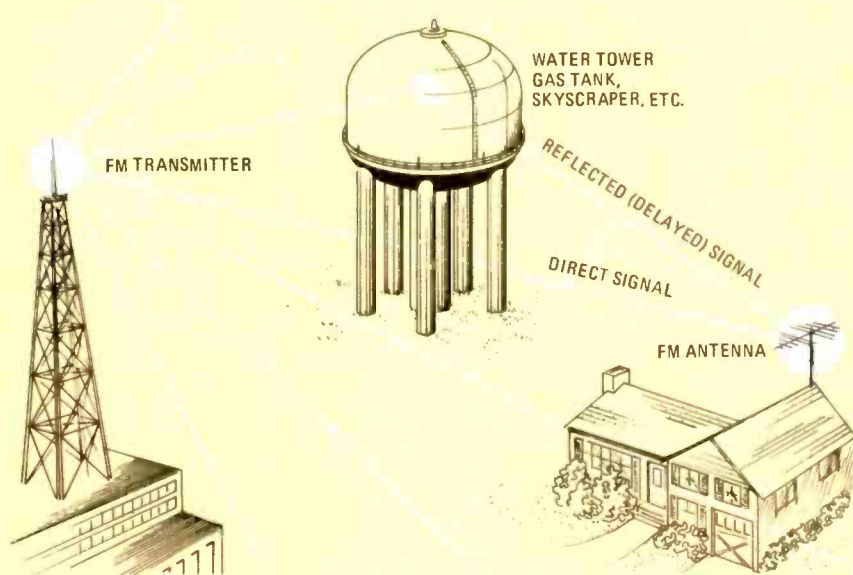


FIG. 9—MULTIPATH DISTORTION results from reflected, and thus delayed, signals being received and decoded by the tuners.

from a station transmitter to the home FM antenna plus a delayed signal transmitted via a reflected path from a nearby water tower (or other signal-reflecting surface). The two signals can be considered as two different "stations" operating at the same frequency and tend to cancel each other out or cause audible distortion, particularly during stereo transmission. We are all familiar with this problem in TV reception, in which the condition is called "ghosts." A good capture ratio helps to reduce the problem, although a properly oriented directional outdoor FM antenna connected to your tuner's AM antenna terminals can help even more.

AM suppression

Even the best FM tuners respond to

Stereo separation

The *stereo separation* value tells you how well the tuner's stereo decoder (and other portions of the circuit) are able to keep the left-channel and right-channel segments of the program isolated from each other. The FCC requires that *broadcasters* maintain at least 30-dB of separation between stereo channels at every broadcast frequency. Most good-quality tuners are able to maintain at least that degree of channel separation at mid-frequencies, and some perform as well at the audio-frequency extremes. According to the latest measurement standards, stereo separation should be given (in dB, with higher values being better) at three frequencies. These are 100 Hz, 1 kHz and 10 kHz.

TABLE I—Major FM Tuner Specifications and their ranges in low, medium and high priced equipment

Specification	Low-Cost Range	Mid-Cost Range	High-Priced Range
Usable sensitivity, mono, μV (dBf)	3.0–5.0 (15.0–20.0)	2.0–3.0 (11.0–15.0)	1.6–2.0 (9.3–11)
Usable sensitivity, stereo, μV (dBf)	20.0–40.0 (31–37)	5.0–20 (20–31)	2.5–5.0 (13–20)
50-dB quieting, mono, μV (dBf)	10–20 (25–31)	5–10 (20–25)	2.3–5 (12.4–20)
50-dB quieting, stereo, μV (dBf)	45–100 (38–45)	35–45 (36–38)	30–35 (34.7–36)
Signal-to-noise, mono, μF	55–65	65–70	Over 70
Signal-to-noise, stereo, μV	50–60	60–67	Over 67
Distortion, mono % 100 Hz. 1 kHz 6 kHz	0.5–1.0 0.5–0.8 0.5–1.0	0.2–0.5 0.2–0.5 0.2–0.5	Under 0.2 Under 0.2 Under 0.2
Distortion, stereo, % 100 Hz 1 kHz 6 kHz	0.8–1.6 0.6–1.3 0.8–2.0	0.4–0.8 0.3–0.6 0.5–0.8	Under 0.4 Under 0.3 Under 0.5
Alternate channel selectivity, dB	50–60	60–75	Over 75
Capture ratio, dB	5.0–3.0	3.0–1.5	Under 1.5
Image rejection, dB	40–60	60–80	Over 80
IF rejection, dB	50–70	70–85	Over 85
Spurious response rejection, dB	60–80	80–95	Over 95
AM suppression, dB	45–50	50–60	60 or over
Stereo separation, dB 100 Hz 1 kHz 10 kHz	20–30 25–30 15–20	30–35 30–40 20–30	Over 35 Over 40 Over 30
Frequency response, 30 Hz to 15 kHz, \pm dB	2.0–3.0	1.0–2.0	Less than 1.0

to activate it. A separate Dolby decoder can also be added to your system, in case your tuner does not already have one. However, if such a decoder is added separately, the tuner's frequency response must be altered, either internally or by a small accessory that must be inserted at the tuner's output (before the signal is fed to the separate Dolby decoder) to take care of the somewhat different frequency response characteristics used during Dolby program broadcasts. The response characteristic (known as pre-emphasis at the broadcast station, and de-emphasis in a tuner) is standardized in the U.S. as "75 microsecond pre-emphasis and de-emphasis" in non-Dolby broadcasting, but is changed to "25 microsecond de-emphasis and pre-emphasis" during Dolby broadcasts. A tuner equipped with a built-in Dolby decoder automatically switches the de-emphasis value to the correct one when Dolby is selected.

Convenience features

In choosing a hi-fi component tuner,

you may want to investigate those convenience features which, while they do not directly contribute to signal quality, make the tuner easy to operate and enable you to use it optimally.

Tuners are often equipped with one, two or even three meters. Center-of-channel tuning meters help you tune to the precise center of the received signal frequencies (only then are distortion figures as low as manufacturers claim), while signal-strength and multipath-indicator meters help you orient your FM antenna for best possible reception. Some tuners have blinking lights to indicate when you are properly tuned in. A few new and expensive tuners use a station tuning system known as frequency synthesizing, in which tuning accuracy is determined by a self-contained highly accurate crystal oscillator circuit. Such tuners may also come with digital-frequency readout tubes that display the frequency in illuminated numbers rather than by a conventional tuning-dial pointer and printed scales.

Some tuners even make provision for programming-in your favorite stations in special computer-like memory circuits that can then be called upon to tune to your favorite station at the touch of a button. Some tuners permit you to tune to only stereo stations if you desire, while the most expensive units actually use a built-in oscilloscope to provide a visual display of tuning accuracy, signal strength and audio levels.

With all these convenience features, you should remember that the kind of high fidelity you can expect from even the most expensive and sophisticated FM tuner will depend upon the quality of the



THE MODEL T75, SERIES 2 TUNER by Rogers High Fidelity is a British product.

programs and signals broadcast by your local FM stations. It is fair to say that high-fidelity tuners and receivers are often capable of better sound reproduction than is being transmitted by less-than-conscientious stations. Happily, most areas have at least a few stations delivering signals that are consistent with the high-fidelity potential of FM radio.

Summary

Before using Table 1, which itemizes major tuner specifications and guides you as to what constitute average, good and superior values for each published tuner specification, it is important to discuss an element of good FM reception that is all-too-often ignored—a proper FM antenna, preferably mounted outdoors and as high up as possible.

Like TV, FM is a line-of-sight form of transmission, so the higher up your antenna is, the greater the distance to the horizon and the stronger the signal received from distant stations. As you know, FM reception really improves when signal strengths increase. Also a directional antenna (one that favors signals coming from the direction into which it is pointed while rejecting signals from other directions) can alleviate multipath problems. Antennas specifically designed for FM use are readily available and quite inexpensive. Alternatively, you can hook into your outdoor TV antenna by using an inexpensive two-set coupler. Finally, if you simply cannot install an outdoor FM antenna, you should consider one of those simple, adjustable rabbit ear indoor antennas. These antennas can be carefully positioned for best reception and will be an improvement over the "drooping wire" so many use people in lieu of a proper FM antenna.

R-E

FM TUNER ROUNDUP

MANUFACTURER	MODEL	PRICE	STEREO SPECIFICATIONS										MONO SPECIFICATIONS													
			FREQUENCY RESPONSE 50Hz TO 15kHz (dB)	SENSITIVITY μV (dB)	50-dB QUIETING μV (dB)	MAX S/N RATIO (dB)	HARMONIC DISTORTION (%)	DISTORTION AT 50-dB QUIETING (%)	SEPARATION (dB)	100Hz	1KHz	10KHz	50-dB QUIETING μV (dB)	MAX S/N RATIO (dB)	HARMONIC DISTORTION (%)	DISTORTION AT 50-dB QUIETING (%)	CAPTURE RATIO (dB)	AF SUPPRESSION (dB)	IMAGE REJECTION (dB)	IF REJECTION (dB)	SPURIOUS REJECTION (dB)	ALTERNATE CHANNEL SELECTIVITY (dB)	MUTING THRESHOLD % V (dB)	DIAL CALIBR ACCURACY (KHz AT MHz)		
ARMSTRONG	624		3	4.5	35	65	.2	.2	.2	40	40	28	1.5	2.5	65	.2	.2	.2	1.75	50	100	50	5.6	30	200	
CRAIG	S885	\$279.95	4	11.0 (26.0)	16.0(29.3)	50	1.5	1.5	2	30	35	20	5.3(19.7)	5.6(20.1)	58	1	1	1.5	2.0	43	59	110	89	> 71	0-35	800
DENON	TU501		.5	1.8	50	75	.38	.15	.36	45	54	45	1.8	3.8	75	.13	.1	.23	1.2	60	90	90	78	2.8	30	
	TU85		+2 -1	1.7	40	84	.15	.08	.18	47	54	48	1.7	3.5	84	.08	.05	.09	.8	65	120	110	65	9.5	30	
DYNACO	2501	\$799.00	1	7(22)	35(36)	65	.4	.25	.4	45	45	30	1.7(9.8)	3.5(16)	70	.19	.19	.19	1.75	50	100	100	80			
FISHER	FM2110	\$160.00	1	4.6 (18.5)	38(36.8)	66	.1	.2	.4	35	40	30	1.8(10.3)	2.8(14.2)	72	.15	.15	.2	1.0	60	60	75	85	70	2(11.21)	
	FM2310	\$250.00	1	4.3 (17.9)	34(35.9)	70	.15	.15	.25	4	40	36	1.7(9.8)	2.5(13.2)	75	.1	.1	.15	.3	65	80	100	100	75	2(11.21)	
H.H. SCOTT	570T	\$249.95	2		3.3(35.6)	70							1.8(10.3)	3.5(16.1)	75				1.0	60	90	90	70			
	530T	\$199.95	2		.35(36)	67							1.9(10.8)	3.8(16.8)	72				1.5	40	85	80	60			
	590T	\$299.95	2		32(35)	75							1.6(9.3)	3.0(14.8)	80				1.0	65	100	100	80			
HITACHI	FT-440B	\$279.95	1	19.2	37	68	.3	.25	.35	37	50		9.8	16.1	75	.2	.1	.25	16.1	55	75	100	100	80	19.2	
JVC	JT-V11G	\$149.95			(38.3)	65	.45	.45	.45	30	35	30	2.1(11.6)	(17.2)	70	.25	.25	.25	1.5	45	55	90	75	55		
	JT-V22	\$169.95			(36.3)	65	.45	.35	.55	30	40	30	2.0(11.2)	(17.2)	73	.2	.2	.2	1.5	45	58	90	75	70		
	JT-V77	\$289.95	+0.5 -0.8		(36.8)	72	.15	.1	.15	45	50	40	1.8(10.3)	(16.8)	78	.1	.08	.15	1.0	60	90	95	95	75		
	T-3030	\$599.95			19(36.8)	72	.1	.1	.1	45	50	45	1.0(11.2)	1.9(16.8)	75	.1	.08	.1	1.0	65				80		
KENWOOD	KT-5500	\$155.00	+2 -2		45(38.3)	68		.2		45	45		1.9(10.8)	4.0(17.2)	72		.15		1.0	65	50	90	80	60		
	KT-6500	\$200.00	+2 -1.5		43(37.9)	70	.2	.15	.15	50	50	50	1.8(10.3)	3.6(16.3)	75	.1	.1	.15	1.0	65	50	95	89	75		
	KT-7500	\$310.00	+2 -1.5		35(36.1)	70	.13	.1	.1	50	50	45	1.7(9.8)	2.8(14.1)	75	.08	.08	.08	1.0	60	105	110	110	30		
	KT-8300	\$450.00	+2 -1.5		30(34.8)	75		.1	.4	50	50	45	1.6(9.3)	2.8(14.2)	78		.08	.15	1.0	60	110	110	110	40		

MANUFACTURER	MODEL	PRICE	STEREO SPECIFICATIONS										MONO SPECIFICATIONS																												
			FREQUENCY RESPONSE			50-DB QUIETING			HARMONIC DISTORTION (%)			SEPARATION (dB)			50-DB QUIETING			HARMONIC DISTORTION (%)			CAPTURE RATIO			AM SUPPRESSION			IF REJECTION			SPURIOUS REJECTION			ALTERNATE CHANNEL SELECTIVITY			MUTING THRESHOLD			DIAL CALIB ACCURACY		
			50Hz TO 15KHz (dB)	SENSITIVITY μ V (dB)	50-DB QUIETING μ V (dB)	MAX S/N RATIO (dB)	100Hz	1KHz	5KHz	100Hz	1KHz	5KHz	100Hz	1KHz	5KHz	100Hz	1KHz	5KHz	100Hz	1KHz	5KHz	100Hz	1KHz	5KHz	100Hz	1KHz	5KHz	100Hz	1KHz	5KHz	100Hz	1KHz	5KHz	100Hz	1KHz	5KHz	100Hz				
LUX	T-2	\$345.00	1	2.8(14.2)		75	3	3	5	40	46	38	1.9(10.8)											1.5	55	80	80	70													
	T-4	\$495.00		3.0(14.7)		75	2	3	5	45	50	40	1.8(10.3)											2	60	80	80	85													
	110	\$545.00	+2		34(35.8)	72	15	.08	.3	38	48	38	1.6(9.3)	2.2(12)	78	.1	.08	.1						1.3	53	100	100		5												
	5T10	\$795.00	-5	2.8(14.5)		80	.05	.2	.7	45	50	45	1.8(10.3)											.2	62	100	100	30													
	T-12	\$645.00	-5	2.8(14.2)		80	.07	.5	.1	45	50	45	1.8(10.7)											.8	62	100	100	30													
5T50	\$1595.00	+2	4.5	35(36.1)	70	15	1	.2	40	45	40	1.7(9.8)	2.5(13.2)										1.1	55	100	100	72	1.6-3.1	.003%												
MARANTZ	2020	\$179.95	+2		42(37.7)	65	.35	3	.5	40	45	35	1.8(10.3)	2.5(13.2)	74	.25	.15	.3	.6					1.0	50	90	90	65	12.5												
	2100	\$219.95	+2		40(37.3)	65	.35	3	.5	40	45	40	1.8(10.3)	2.5(13.2)	74	.25	.15	.3	.6					1.0	50	60	80	70	12.5												
	2110	\$339.95	+2		40(37.3)	72	.35	3	.5	40	45	40	1.8(10.3)	2.5(13.2)	76	.25	.15	.3	.6					1.0	50	60	90	70	12.5												
	2120	\$319.95	+2		35(36.1)	70	.25	.15	.3	42	50	42	1.8(10.3)	2.5(13.2)	80	.15	.1	.1	.6					1.4	55	90	100	80	12.7												
	2130	\$529.95	+2		25(33.2)	75	.20	.15	.3	45	50	42	1.5(9.1)	2.5(13.2)	82	.07	.07	.13	.5					1.5	65	120	120	80	7-50												
McINTOSH	MR-78	\$899.00	\pm 5	4.5(18)	26(33.5)	70	.2	.2	.2	37	40	30	2.5(13.2)	3(14.7)	75	.2	.2	.2	.3					2.5		100	>120	100	>>90								5-20	150			
	MR-74	\$699.00	\pm 1		26(33.5)	68	.5	.5	.5	33	40	13	2.5(13.2)	3(14.7)	70	.3	.3	.3	.3					1.5		95	>120	90	88	3-10	150										
MITSUBISHI	DA-F10	\$260.00	1	7.8(23)	55(40)	70			.08		45	40	2.5(13.2)	5.5(70)	75			.05					.8	55	75	80	90	55													
	DA-F20	\$380.00	1	7.5(22.7)	50(39.2)	75			.08	.12	50	40	2.0(11.2)	5.0(19)	80			.05					.8	65	100	100	100	45													
	M-F01	\$320.00	1	7.5(22.7)	50(39.2)	77			.1		50	40	2.0(11.2)	5.0(19.2)	80			.08					1.0	65	100	100	100	70													
NAKAMICHI	430	\$440.00	1		40(37.3)	68			.09		.06		1.8(10.5)	4.0(17.3)	70	35	50	35					1.5	60	100	100	100	90													
	630	\$730.00	1	25(33)	50(39)	68	.08	.08	.08		.05	.15	2.5(13)	5(19)	70	40	50	35					1.0	60	100	100	100	80	17(30)												
NIKKO	GAMMA-V	\$649.95	+4		(34)				.06		35	45	1.8(10.3)	(14)	75	.04	.04	.07					1.0	60	>120	>110	>120	30													
	\$669.95	-8							.1		32	40	1.8(10.3)									1.5	60	>120	>110	>120	85														
OPTONICA (SHARP)	ST-3636	\$300.00	1.5	4.5(18.3)	44.5(38.2)	70	.2	.15	.3	40	50	40	1.6(9.3)	4.5(18.3)	75	.1	.1	.15	.41				1.0	50	120	110	110	35	10(25.2)	100/98											
	ST-1515	\$190.00	1.5	4.5(18.3)	44.5(38.2)	65	.35	.3	.4	.6	35	45	1.7(9.8)	5.5(20)	72	.2	.2	.3	.45				1.2	50	82	90	80	60	10(25.2)	120/98											
PHILLIPS	A4673	\$499.95	+5	30	30				.1		50	50	1.6	2.2	72			.09				1.0	50	110	110	110	110	2-20	200												
			-1																																						

FOR A LIST OF MANUFACTURERS AND THEIR ADDRESSES, CIRCLE NUMBER 129 ON FREE INFORMATION CARD



VIDEOTAPE RECORDERS

Buying - Installing - Using

If you are a newcomer to the world of home video tape recorders, you probably have many questions that need answering before you purchase your machine and can feel at home with it. Here are answers to typical user questions.

FRED BLECHMAN, K6UGT

I HAVE BEEN WATCHING THE PROGRESS OF VIDEOTAPE RECORDERS (VTR's) for the last few years, and from all indications the big breakthrough into mass consumer marketing has finally happened. Newspaper, magazine and TV ads are increasing at an alarming rate, and VTR's are appearing in some better audio equipment stores. Also, video stores devoted exclusively to video products are appearing.

There have been a number of newspaper and magazine articles comparing the features of different VTR's and discussing the battle in the marketplace between the Sony *Betamax* format and the noncompatible *Video Home System* (VHS) format developed by Matsushita. However, I wanted to know whether there were any pitfalls in buying and installing VTR's, and what were some *unusual* ways they were being used?

So, I visited the home office of the L.A. Video Center (8624 Wilshire Boulevard, in Beverly Hills, CA) to ask some questions. I spoke with Ron Domont, the store president, and the following are some of the more important questions and Ron's answers to them.

Q. What are the typical warranties on VTR's?

A. Ninety days' labor and a year on parts. Basically, we've found that if anything goes wrong, it goes wrong in the first 90 days. The manufacturers do not want to hurt the customer, they just want the machine to be used in the first 90 days, so that you can see what it's like and tell everybody else how great it is!

Q. How important is the installation of a VTR? Can the purchaser do it himself?

A. Generally, the booklet that comes with the machine provides enough information for the purchaser to install a VTR himself, if it's a straightforward setup. However, some customers purchase a Sony *Betamax* and two 3/4-inch commercial video recorders. When they want to play these machines through any of their TV sets, they will run into different impedances, various types of cables and connectors and line losses. So, if you really don't know what you're doing, it's better to have an expert install the system.

Q. How can a buyer judge a dealer? What should he look for?

A. He should feel comfortable with the store. He should pay attention to the store's layout. Does it carry all the VTR accessories? Do the people in the store have the knowledge to answer his questions? And is there a service department? I really think that's a key feature to look for.

Q. How about buying by mail order or from discount houses?

A. First, a prospective customer should decide if he needs help or if he knows exactly what he wants and is just shopping for a better price. It is possible to buy a VTR from a discount house and save in terms of price. *But* you don't get any information on how to hook it up, except for the booklet. Most of the

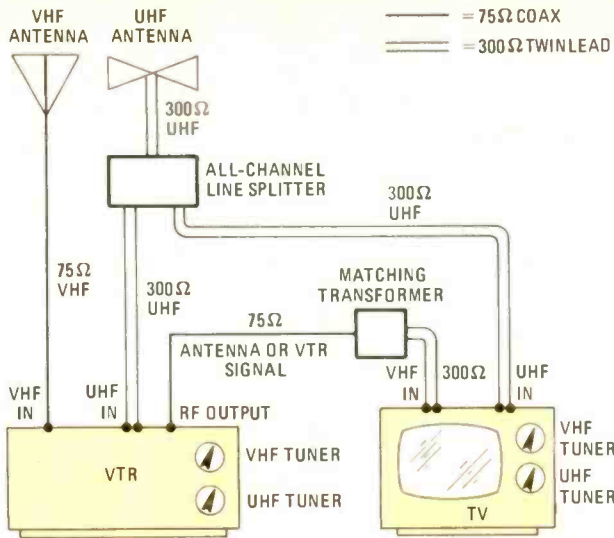


FIG. 1—TYPICAL VTR CONNECTIONS with separate VHF and UHF antennas.

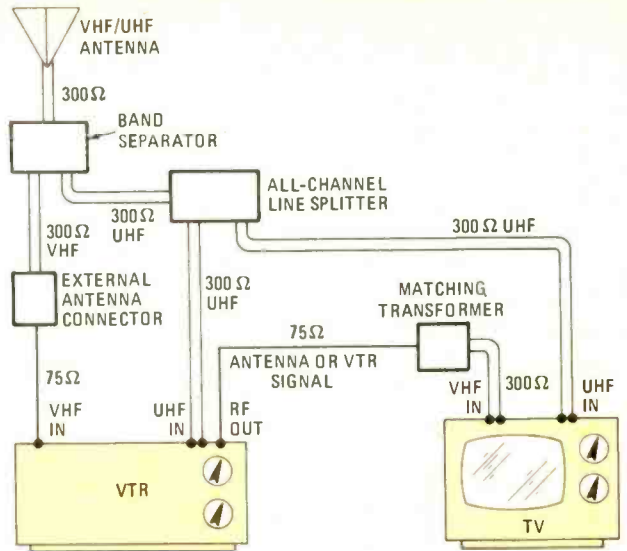
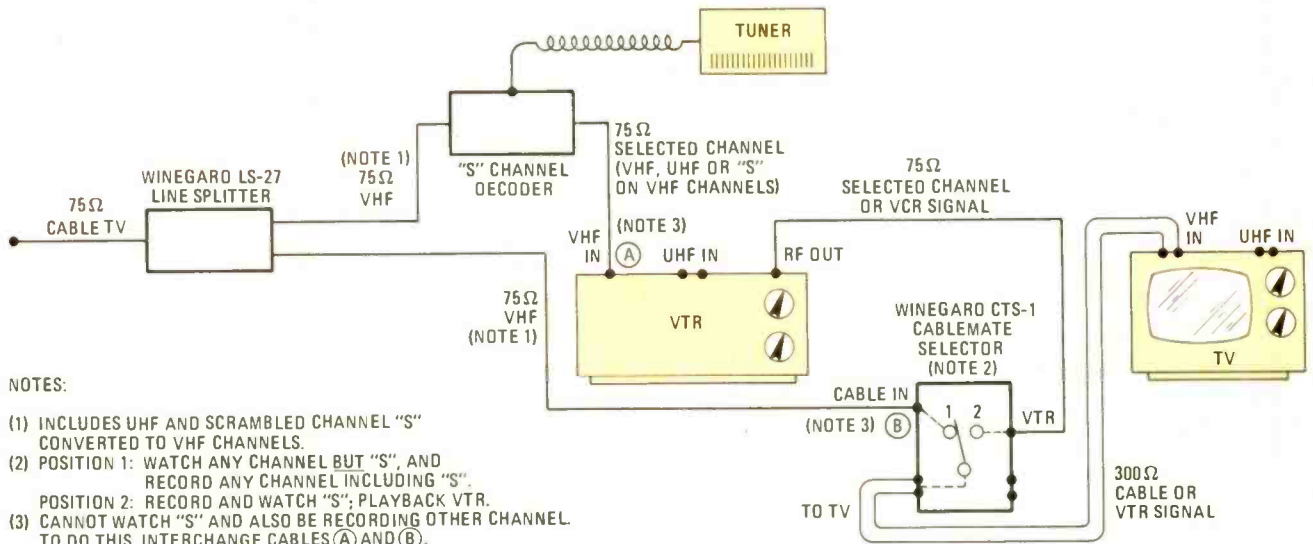


FIG. 2—TYPICAL CONNECTIONS with combination VHF/UHF antenna.



NOTES:

- (1) INCLUDES UHF AND SCRAMBLED CHANNEL "S" CONVERTED TO VHF CHANNELS.
- (2) POSITION 1: WATCH ANY CHANNEL BUT "S", AND RECORD ANY CHANNEL INCLUDING "S". POSITION 2: RECORD AND WATCH "S"; PLAYBACK VTR.
- (3) CANNOT WATCH "S" AND ALSO BE RECORDING OTHER CHANNEL. TO DO THIS, INTERCHANGE CABLES (A) AND (B).

FIG. 3—VTR CONNECTIONS in a cable-TV system with a program decoder/tuner.

discount house salespeople don't know how to hook the VTR's up themselves. And you don't receive servicing from these stores. VTR dealers like us not only sell video products but also sell video service to the customers—information, installation and repair when needed—not just a recorder in a box! If a customer is looking for information, service, the ability to trade at a later date, and wants to know about new and future products, he should go to a dealer he's comfortable with.

Q. How do you feel about the market for VTR's?

A. I see a phenomenal increase in all types of video equipment. In less than five years, Sears, J.C. Penney's and K-Marts, for example, will carry VTR's with their own names on them, for under \$500.

Q. Have you any additional comments?

A. Yes. One thing I really want to impress upon everyone is that a VTR is basically an entertainment item. Ninety percent of VTR customers use them to record what they want to, and play them back when they want to. That's the major use.

VTR uses

We then discussed some common, as well as unusual, uses for a VTR:

1. Recording one program while watching another—for later viewing.
2. Recording while away, or asleep, using a built-in or

auxiliary timer.

3. Watching prerecorded tapes of speeches, lectures, sports, plays, movies, etc., strictly for entertainment.

4. Watching prerecorded educational tapes for instructional use.

5. Watching a recording of an orchestra or band and playing or singing along for practice. Ron told me of a symphony violinist who does this and claims it's far more effective to see and hear the music being played.

6. Dubbing in your own sound; most VTR's have a microphone input for this. A foreign language can be dubbed in for commentary or narration, or you can use your own script.

If you add a video camera to your VTR, you can

7. Correspond by video tape; this requires a tape-format and speed compatibility at both sender and receiver ends.

8. Create home "movies." You can then either keep the movies or use the tape over, something you can't do with film!

9. Make an audition tape to send to talent agencies, many of which have VTR's.

10. Keep a surveillance record using time-lapse controls that record at short intervals, so that a 24-hour period can be compressed and played back in an hour or so.

11. Record sales trainees giving their "pitch" so they can see and hear themselves in action and receive appropriate correction.

Installation

Next, for information about potential installation difficulties in less-than-ideal circumstances, I asked Theodore Charles, video installation engineer for L.A. Video Center, the following:

Q. Are there any special antenna requirements when using a VTR?

A. A VTR tuner is better than many TV tuners, and more sensitive than many older TV's, so a VTR will sometimes provide a *better* picture from your antenna than when the TV program is received directly from the antenna! For the best picture, of course, the antenna should provide signals free of snow, noise and ghosts. And remember, the TV set used for playback should operate properly; the VTR could be providing a better picture than the TV set is capable of displaying.

Q. Can impedance mismatch cause a poor picture?

A. Yes, especially with 300-ohm antenna cable. If we install an antenna, we use 75-ohm coaxial cable.

Q. Do you use any special cable type?

A. We use Belden 8241 RG-59/U coaxial cable for the quality of its braid and its flexibility; it is also easy to strip, feed through and generally work with.

Q. How critical is the cable length? Is there any maximum length?

A. Anything over 75 feet might produce RF losses that could cause a significant signal-strength drop.

Q. Are standing waves a problem?

A. No.

Q. Is it OK to use line splitters, band separators and matching transformers in the regular fashion?

A. Yes.

Q. Are there any special considerations when several TV's are hooked up to one antenna?


A. Under these circumstances, a signal-level meter is really needed. After making the initial connections, readings are taken to find dB losses from set to set. Losses through cable lengths and connectors might require using an RF amplifier at the antenna.

Q. Are there any special considerations when using cameras to record?

A. Proper lighting plays a very important part. Use the video output rather than the RF output of the camera.

Q. Is the quality of the video signal better?

A. Yes! This is especially critical when transferring from one machine to another—dubbing or making a copy. Go from the video output of one VTR to the camera (video) input of the other. For normal use, RF signals are satisfactory but video signals are better.



GE'S NEW VHS video cassette recorder features two speeds.

Figures 1 and 2 show two typical installations with standard antenna configurations and cable impedances. Most VTR's have 75-ohm VHF inputs, 300-ohm UHF inputs and 75-ohm RF outputs, so matching transformers are usually needed at least between the VTR RF output and the TV VHF input.

In Figures 1 and 2, the VHF signal goes into one VTR input,

while the UHF signal goes into another input. From these inputs, the signals go to separate VHF and UHF tuners in the VTR, where you then select the channel to be recorded, just as on a TV set. The VTR has a monitor switch that allows you to see the selected channel (without recording) on your TV set through the VTR output. This output is a RF signal on Channel 3 or 4, whichever channel is not active in your locality. (This feature is switch-selectable on most VTR's but some units use separate plug-in converters.) Once you've tuned in the picture (on Channel 3 or 4), you can record a program on the VTR as you watch it on the TV set. However, you can also flick a VTR switch that directs the antenna signals to the VTR output, unconverted. Thus you can watch your TV set in the regular

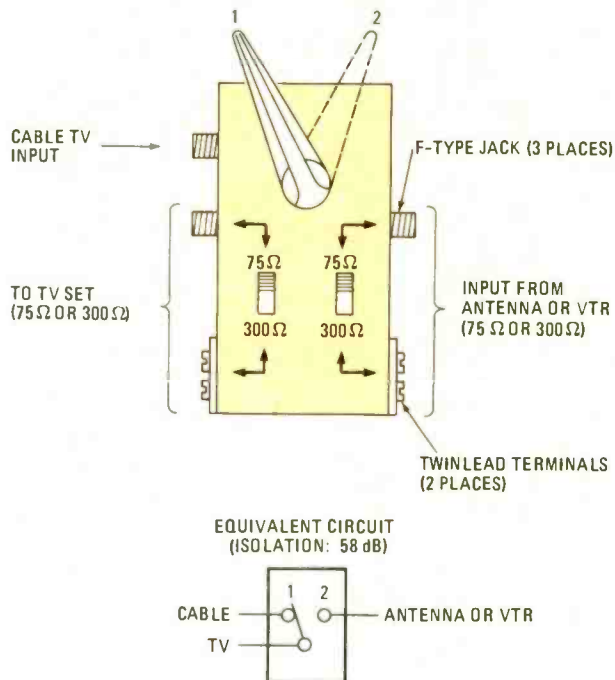


FIG. 4—WINEGARD (3000 Kirkwood, Burlington, IA 52601) model CTS-1 Cablemate TV signal selector.

fashion, using the TV tuners to select the channel, while the VTR records on the channel *its* tuner is set to.

Incidentally, an interesting side-benefit of having two sets of tuners—is that you can use the VTR as a *remote* tuner. By having the VTR near you and in the monitor mode, you select the channel at the VTR, while the TV set stays tuned to Channel 3 or 4!


In many parts of the country, cable TV is becoming quite popular. For details on what would be involved in VTR installations where there was cable television, I visited The Video Center in Woodland Hills, CA. Here I met Paul Perez and Kim Knudson (store manager), who provided me with some hardware details.

There are various types of cable TV systems. Figure 3 shows a connection to a cable that provides VHF channels, UHF channels (converted to locally unused VHF channels) and a scrambled special "Channel S." In order to receive Channel S you need a decoder/tuner whose output is on, say, Channel 3. By setting your VTR tuner to Channel 3, the VTR receives whatever channel (including Channel S) the cable decoder/tuner selects. Simultaneously, if you set the *Cablemate* selector switch (Fig. 4) to position 1, you can watch any other channel (except Channel S) on your TV set. For playback from the VTR, the selector switch is moved to position 2. This allows you to record Channel S through its special decoder circuitry as you watch another channel. If you want to watch Channel S and record another channel, interchange the cables at points A and B. Although the *Cablemate* selector switch was not designed for this use, Fig. 3 shows how it can be used in this, or similar, installations, with 58-db isolation between inputs. **R-E**

Radio-Electronics

Tests Shure

SME 3009-III Pickup Arm



CIRCLE 108 ON FREE INFORMATION CARD

LEN FELDMAN
CONTRIBUTING HI-FI EDITOR

THOSE OF YOU WHO ARE FAMILIAR WITH EARLIER versions of the SME pickup arm distributed in the U.S. by Shure Brothers, Inc. (222 Hartrey Avenue, Evanston, IL 60204) will be pleased to learn that the newest version of the arm, the *model SME 3009-III* (Fig. 1) has incorporated many new features that improve performance and add versatility.

Perhaps the most significant difference between the *model SME 3009-III* and earlier versions is the S-shaped tubular carrying arm itself, which contains a fixed headshell but can be completely removed from the rest of the structure. Thus, it is possible to purchase several of these carrier arms for permanent mounting of your favorite cartridges. Changing cartridges then simply involves unplugging one carrier arm and plugging in an alternate arm. In this way, the cartridge overhang is permanently established for each pickup, as are those delicate terminal connections. A small quantity of cartridge-bonding compound is supplied with the arm, so that cartridges remain perfectly aligned relative to each carrier shell once they are installed.

The main balancing system of the *model SME 3009-III* has also been redesigned. It consists of lead and plastic laminations contained in a separate weight housing. As supplied by the factory, the combination of weights and spacers can handle cartridges weighing from 6 grams to 10.5 grams, but it is relatively easy to remove the entire weight housing and to arrange a different combination to suit other cartridge weights. Once the arm is

statically balanced by moving this angled weight-housing lengthwise, the required tracking force is set by a calibrated fine adjustment at any desired tracking force up to 1.5 grams. If forces greater than this value are required, a coarse weight on the opposite side of the main pillar and pivot structure is pushed forward, adding one gram (exactly) to the readings obtained on the fine adjustment.

The antiskate adjustment is similar to that of earlier SME models. Figure 2 shows the system, consisting of a tiny weight, nylon



thread and pulley arrangement. A nylon thread loop is attached to a calibrated adjustment, providing the necessary antiskating force in increments of one-tenth of a gram, shown on the scale in Fig. 3. In addition, the antiskating system actually compensates for the minute variation in antiskating force at different radial distances from the center of the disc.

Perhaps the most important difference between this version of the SME arm and its

predecessors is the incorporation of a viscous fluid-damping system for the entire pickup arm. A curved tank, just under the junction of the carrier arm and the point to which it is affixed (see Fig. 2) is filled with a silicone fluid (the filling process takes several hours because of the high viscosity of the fluid). A tiny paddle is suspended from the rear section of the pickup arm and rides in the tank of damping fluid as a recording is played. Three different paddles are actually provided to insure the correct degree of damping for phono cartridges having different compliance ranges. This unique system provides vertical as well as lateral damping of the pickup arm. The damping rate assumes that records are in fairly good condition and that realistic tracking forces at 1 gram or so are used. The operator's manual states that a certain amount of tuning (best accomplished by removing some of the damping fluid) may be necessary if a badly warped record is to be played using this system.



Laboratory measurements and tests

We tested the *model SME 3009 III* pickup arm in conjunction with the new Shure *model V-15 Type IV* cartridge (see the Sept. 1978 issue of *Radio-Electronics*). Using Shure's new *model TTR-115 Era IV* test record, we attempted to evaluate the effects of both the cartridge damping system and the pickup arm damping system. This test record permitted us to measure system resonance with various combinations of arm and cartridge damping. Without the pickup arm's fluid-damping system and with the cartridge damper brush disengaged, there was a pronounced 12-Hz resonance. Engaging the destaticizer/damper-brush arrangement of the *model V-15 Type IV* cartridge reduced the resonant effect (which remained at a 12-Hz frequency) to a much lower value. Under these test conditions, the arm's damping system was still not used. Final-

MANUFACTURER'S PUBLISHED SPECIFICATIONS:

Dimensional Characteristics:

Nominal pivot-to-stylus length: 9 inches. **Distance from bedplate center to turntable center:** 8.48 inches. **Tracking adjustment range:** ± 0.5 inch. **Height above mounting surface:** $2\frac{3}{8}$ inches to $3\frac{1}{4}$ inches maximum. **Height of turntable surface above mounting surface:** 1 inch to $1\frac{1}{8}$ inches. **Depth below mounting surface:** $1\frac{1}{8}$ inches. **Clearance required for balance weights:** $2\frac{1}{2}$ inches. **Clearance required between turntable surface and cabinet lid:** $1\frac{1}{4}$ inches.

Performance Characteristics:

Cartridge weight accommodated: 0 gram to 12 grams. **Pivotal friction:** Less than 0.02 grams applied at stylus deflects arm either horizontally or laterally. **Tracking force range:** 0 gram to 2.5 grams. **Bias adjust (antiskate) range:** 0 gram to 2.5 grams. **Cable supplied:** 4-foot dual audio cable. **Total cable capacitance plus wiring capacitance (including discrete 200-pF padding capacitor, supplied):** 293 pF.

Suggested Price: \$294.

ly, after we filled the damper tank with the silicone fluid, we repeated the tests and this time the 12-Hz resonance was barely noticeable whether the cartridge damper system was used or not.

With both damping systems in use, we measured the trackability of the system using the Shure *model TTR-103* test record. At high frequencies, trackability was maintained up to velocities of 30 cm-per-second. At the mid-frequencies, trackability was even higher, with readings of 40 cm-per-second and at low frequencies, the trackability was maintained to at least 30 cm-per-second groove velocities.

Once the arm was properly balanced, we checked the accuracy of the calibrated tracking-force scale on the arm. Using a separate tracking-force gauge, the Shure *model SFG-2*, which is accurate to better than 0.1 gram, we found that calibration was absolutely accurate. The same held true for the antiskating-force scale of *model SME 3009 III* pickup arm.

Summary

Our overall product analysis together with summary comments will be found in Table 1. The serious audiophile who prefers a turntable without an integral pickup arm will find that this SME unit is capable in every way of delivering its best performance when used with a high-quality cartridge rated to track at low

downward forces of 1 gram or so. While certainly not inexpensive (fairly good complete turntable systems including pickup arm, base and dust cover cost less than this pickup arm alone), the *model SME 3009 III* offers a performance level that is as close to perfection

as any we have ever tested or used, and it should find its way into some of the more sophisticated high-fidelity systems in the U.S. as it has in Great Britain (where it is manufactured) and in other countries. R-E

TABLE 1
RADIO-ELECTRONICS PRODUCT TEST REPORT

Manufacturer: Shure Bros.

Model: SME 3009 III Pickup Arm

OVERALL PRODUCT ANALYSIS

Retail price	\$294
Price category	High
Price/performance ratio	Very good
Styling and appearance	Excellent
Sound quality	Superb
Mechanical performance	Superb

Comments: In addition to the tests and measurements discussed in this report, such design features as ease of setup and adjustment were also judged. Ease of setup was rated "fair"; and the manual must be read carefully for the correct assembly and installation of both cartridge and arm. Ease of adjustment was rated "good"; this unit is the most accurate and well-calibrated pickup arm we have tested. The interchangeable carrier arms are superior to interchangeable headshells if you wish to stock (and use) more than one phono cartridge. Needless to say, sound quality is largely determined by the cartridge with which this arm will be used, but in our tests the combination of the Shure *model V-15 Type IV* and the *model SME-3009 III* offered about as fine a sound from records as we have ever heard. Additionally, we imagine that other high-quality pickups would work well when mounted in this pickup arm.

Marantz 2265B AM/FM Receiver

CIRCLE 109 ON FREE INFORMATION CARD

LEN FELDMAN
CONTRIBUTING HI-FI EDITOR

ALTHOUGH SOME SUBTLE PANEL DESIGN changes have been made in Marantz's entire receiver line, a single glance at the front panel of the *model 2265B* stereo AM/FM receiver reveals that it is unmistakably a Marantz unit. The elegant machine-turned metal knobs, the thumbwheel tuning mechanism and the gener-

ally rich layout are all very much in the Marantz tradition.

Figure 1 shows the front panel of the *model 2265B*. The old blackout dial has been replaced by a highly visible background color behind the AM and FM frequency notations in the large dial area opening. Above the frequency calibrations (which are linear for the FM scale) small lights indicate the selected program source and stereo FM reception. Signal-



strength and tuning meters are located to the left of the frequency scales.

Just below the dial area, on the same level as the edge-mounted thumbwheel flywheel tuning arrangement, are 11 pushbuttons. These controls handle two tape monitor circuits, tape-to-tape dubbing, mono/stereo selection, FM muting, high-cut and low-cut audio filtering, loudness-compensation circuitry and selection of one or both pairs of connected loudspeakers.

Along the lower section of the panel are seven rotary knobs, plus a pair of tape-in and tape-out jacks, a stereo phone jack and a power on/off pushbutton switch. The three center-most knobs are actually dual-concentric types that permit individual bass, treble and mid-range tone control of each channel. Balance and volume control knobs are to the right of the three tone controls, while at the left are the main program selector switch and a switch identified as TONE MODE. This switch can defeat tone-control circuitry, introduce conventional bass and treble action (with hinge points at or near the mid-frequency range) or provide alternate crossover points at around 100 Hz and 10 kHz. Most other manufacturers providing such tone-control versatility in a receiver usually add two extra controls or more for this purpose.

MANUFACTURER'S PUBLISHED SPECIFICATIONS:

FM Tuner Section:

IHF Usable Sensitivity: mono, 1.8 μ V (10.3 dBf). **50-dB Quieting:** mono, 3.0 μ V (14.8 dBf); stereo, 35 μ V (36 dBf). **S/N Ratio:** mono, 76 dB; stereo, 70 dB. **Distortion:** mono, 0.15% at 1 kHz; 0.25% at 100 Hz; 0.3% at 6 kHz; stereo, 0.3% at 1 kHz; 0.35% at 100 Hz; 0.5% at 6 kHz. **THD at 50-dB Quieting:** 0.6%, mono and stereo. **Frequency Response:** stereo, 30 Hz to 15 kHz, \pm 1.5 dB. **Capture Ratio:** 1.0 dB. **Selectivity:** 80 dB. **Image Rejection:** 90 dB. **IF and Spurious Rejection:** 100 dB. **AM Suppression:** 55 dB. **Stereo Separation:** 50 dB at 1 kHz; 42 dB at 100; and 10,000 Hz.

AM TUNER SECTION:

IHF Usable Sensitivity: 12 μ V. **THD:** 0.4%. **S/N Ratio:** 54 dB. **Selectivity:** 46 dB. **Image and IF Rejection:** 75 dB. **Spurious Rejection:** 75 dB.

AMPLIFIER/PREAMP SECTION:

Power Output: 85 watts-per-channel into 8 ohms, 20 Hz to 20 kHz (83 watts at 4 ohms). **Rated THD:** 0.05% at 8 ohms; 0.1% into 4 ohms. **IM Distortion:** 0.05% at 8 ohms; 0.1% at 4 ohms. **Damping Factor:** 55. **Input Sensitivity:** phono, 1.8 mV; high level, 180 mV. **Phono Overload:** 200 mV at 1 kHz. **Frequency Response:** phono, RIAA \pm 0.5 dB; high level, 10 Hz to 60 kHz, \pm 1.25 dB. **S/N Ratio:** phono, 78-dB referenced to 7.75 mV; high-level: 90-dB referenced to 775-mV input.

GENERAL SPECIFICATIONS:

Power Requirements: 120 VAC 60 Hz, 50 watts (idling), 280 watts (maximum). **Dimensions:** 17 $\frac{1}{2}$ " W \times 5 $\frac{3}{8}$ " H \times 14 $\frac{1}{2}$ " inches D. **Net Weight:** 32 lb. **Suggested Retail Price:** \$550.

The rear panel is equipped with two sets of color-coded spring-loaded speaker terminals, switched and unswitched AC convenience receptacles, 75-ohm and 300-ohm antennas, AM and ground terminals and a built-in, pivotable ferrite-bar AM antenna. In addition to the required tape-input and tape-output terminals, there are a muting level control that varies the signal strength required to overcome the muting feature, plus two pairs of preamplifier-output, main amplifier-input jacks. These jacks require neither wire jumpers nor a switch for circuit completion when an accessory is not used. Circuit interruption occurs when accessory devices such as an equalizer or a noise-reduction unit are plugged in.

An FM detector jack is also located on the rear panel (Marantz calls this a QUADRADIAL jack, since sometime in the future it could be used for connecting a four-channel FM adapter.) The upper right of the rear panel contains a plastic cover plate, which, when removed, provides access to a large opening into which an optional Dolby decoder board can be inserted. This optional approach makes sense since only a very few broadcasting stations are presently using the Dolby system.

FM measurements

Our FM tuner measurements are summarized in Table 1. The results can be compared with the manufacturer's claimed specifications listed elsewhere in this report. Most FM performance specifications were met or exceeded, except for the distortion measurements, which generally turned out to be poorer than claimed. It is possible that our particular unit may have been slightly misaligned. Signal-to-noise ratios and 50-dB quieting in mono and stereo were, nevertheless, quite good, and the various signal-rejection capabilities were all as good or better than claimed.

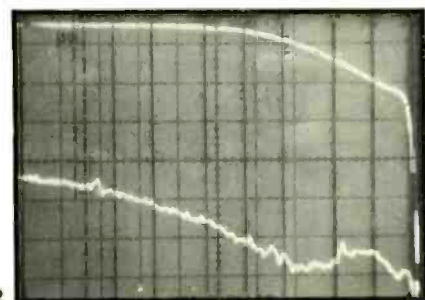


Figure 2 is a scope photo of FM frequency response (upper trace), including the required 75- μ s de-emphasis, and the excellent separation characteristic is shown in the lower trace. At mid-frequencies, separation measured an extremely high 58 dB, remaining well above 40 dB even at the frequency extremes of 100 Hz and 10 kHz. Note that the vertical divisions shown in Fig. 2 are equal to 10 dB, as is true of all the other scope photos in this report.


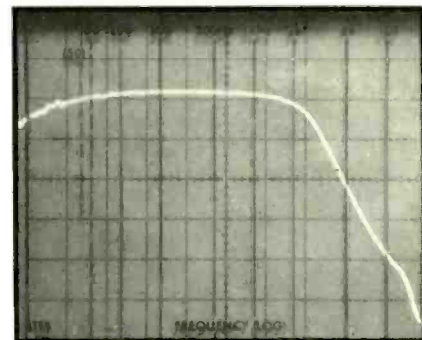
Readers have requested that we at least measure the frequency response of the AM sections of tuners and receivers tested for these reports. Therefore, beginning with this report, we will display the AM response, as shown by a spectrum analysis. Results for the model 2265B are shown in Fig. 3, and the -6 dB rolloff occurred at approximately 20 Hz and 3 kHz.

Amplifier measurements

The power amplifier section of the model 2265B is conservatively rated as shown in

Table 2. Note also that Marantz (unlike many other manufacturers) provided an FTC power rating for 4-ohm operation as well as for 8-ohm loads. In both cases, the ratings were exceeded substantially before attaining the already low-rated harmonic distortion level (specified as 0.05 for 8-ohm operation and 0.1 for 4-ohm loads).

The 66-dB signal-to-noise ratio obtained in phono does not indicate an inferior result to the one specified by Marantz. Again, this is a case of differences in reference input levels. Marantz, for some reason, references phono S/N to a 7.75-mV input (rather higher than most cartridges typically produce when track-



ing nominally recorded groove velocities). At least up until now, we have been using actual input sensitivity (in this case, 2.2 mV) against which to measure S/N in phono and high-level inputs. Translated to their frame of reference, the S/N actually would be 78.0 dB, or equal to the published specification.

In the case of the high-level inputs, the excellent lab figure of 94 dB (referenced to an actual input sensitivity of 180 mV) translates to 105 dB if referenced to Marantz' arbitrary 775-mV input figure. Once the new IHF standards are approved, it is hoped such specification ambiguities will be eliminated.

Figures 4 and 5 depict the control range

TABLE 1
RADIO-ELECTRONICS PRODUCT TEST REPORT

Manufacturer: Marantz

Model: 2265B

FM PERFORMANCE MEASUREMENTS

SENSITIVITY, NOISE AND FREEDOM FROM INTERFERENCE	R-E Measurement	R-E Evaluation
IHF sensitivity, mono (μ V) (dBf)	1.8 (10.3)	Very good
Sensitivity, stereo (μ V) (dBf)	10.0 (25.2)	Fair
50-dB quieting signal, mono (μ V) (dBf)	2.6 (13.5)	Excellent
50-dB quieting signal, stereo (μ V) (dBf)	35 (36.0)	Good
Maximum S/N ratio, mono (dB)	78	Excellent
Maximum S/N ratio, stereo (dB)	71	Excellent
Capture ratio (dB)	1.0	Excellent
AM suppression (dB)	57	Fair
Image rejection (dB)	90	Very good
IF rejection (dB)	100+	Excellent
Spurious rejection (dB)	100+	Excellent
Alternate channel selectivity (dB)	82	Excellent

FIDELITY AND DISTORTION MEASUREMENTS

Frequency response, 50 Hz to 15 kHz (\pm dB)	1.0	Very good
Harmonic distortion, 1 kHz, mono (%)	0.21	Good
Harmonic distortion, 1 kHz, stereo (%)	0.40	Fair
Harmonic distortion, 100 Hz, mono (%)	0.26	Good
Harmonic distortion, 100 Hz, stereo (%)	0.45	Fair
Harmonic distortion, 6 kHz, mono (%)	0.22	Good
Harmonic distortion, 6 kHz, stereo (%)	0.42	Good
Distortion at 50-dB quieting, mono (%)	0.50	Very good
Distortion at 50-dB quieting, stereo (%)	0.35	Excellent

STEREO PERFORMANCE MEASUREMENTS

Stereo threshold (μ V) (dBf)	10 (25.2)	Fair
Separation, 1 kHz (dB)	58	Superb
Separation, 100 Hz (dB)	45	Excellent
Separation, 10 kHz (dB)	43	Superb


MISCELLANEOUS MEASUREMENTS

Muting threshold (μ V) (dBf)	10 (25.2)	Fair
Dial calibration accuracy (\pm kHz at MHz)	100 at 108	Excellent

EVALUATION OF CONTROLS, DESIGN, CONSTRUCTION


Control layout	Excellent
Ease of tuning	Excellent
Accuracy of meters or other tuning aids	Good
Usefulness of other controls	Very good
Construction and internal layout	Excellent
Ease of servicing	Very good
Evaluation of extra features, if any	Very good
OVERALL FM PERFORMANCE RATING	Good to very good

provided by the flexible tone-control system of the *model 2265B*. Figure 4 shows the available




range when turnovers are set for the 100-Hz and 10-kHz points (the extra midrange tone-control action is not included). In Fig. 5, the alternative turnovers were selected to which was added a sweep showing the range provided by the midrange or presence control. Proper use of these three controls and the related tone-mode switch affords nearly as much tone-control flexibility as is available with separate, five-band graphic equalizers.

Figure 6 is a scope photo of the steep, high-cut filter action. Actually, the subsonic filter switch was also turned on for this measurement, but since the filter begins to cut at below 20 Hz (the lower limit of our sweep genera-



tor), its action cannot be seen in Fig. 6. In actual listening tests, the low-cut filter was quite effective in reducing subsonic turntable rumble.

Figure 7 shows the response of the receiver at listening levels (approximately 10-dB apart) when the loudness-control circuitry is activated. Marantz provides a small amount of treble compensation as well as the usual, more heavily emphasized bass boost.



Summary

Table 3 contains our overall product analysis. Not surprisingly, this mid-powered receiver is as well engineered and as versatile as Marantz's more powerful. At its nominal 65 watt-per-channel power rating, it would be an excellent choice for use with many speakers that work ideally with that power level. **R-E**

TABLE 2
RADIO-ELECTRONICS PRODUCT TEST REPORT

Manufacturer: Marantz

Model: 2265B

AMPLIFIER PERFORMANCE MEASUREMENTS

	R-E Measurement	R-E Evaluation
POWER OUTPUT CAPABILITY		
RMS power/channel, 8-ohms, 1 kHz (watts)	75	Very good
RMS power/channel, 8-ohms, 20 Hz (watts)	67.3	Excellent
RMS power/channel, 8-ohms, 20 kHz (watts)	70.2	Excellent
RMS power/channel, 4-ohms, 1 kHz (watts)	90	Excellent
RMS power/channel, 4-ohms, 20 Hz (watts)	87	Excellent
RMS power/channel, 4-ohms, 20 kHz (watts)	88	Superb
Frequency limits for rated output (Hz-kHz)	16-35	Excellent
DISTORTION MEASUREMENTS		
Harmonic distortion at rated output, 1 kHz (%)	0.013	Superb
Intermodulation distortion, rated output (%)	0.03	Very good
Harmonic distortion at 1-watt output, 1 kHz (%)	0.017	Excellent
Intermodulation distortion at 1-watt output (%)	0.015	Excellent
DAMPING FACTOR, AT 8 OHMS	58.3	Very good
PHONO PREAMPLIFIER MEASUREMENTS		
Frequency response (RIAA \pm dB)	0.3	Excellent
Maximum input before overload (mV)	220	Excellent
Hum/noise referred to full output (dB) (at rated input sensitivity)	66	Very good
HIGH-LEVEL INPUT MEASUREMENTS		
Frequency response (Hz-kHz, \pm dB)	10-65, 1.0	Excellent
Hum/noise referred to full output (dB)	94	Excellent
Residual hum/noise (minimum volume) (dB)	97	Very good
TONAL COMPENSATION MEASUREMENTS		
Action of bass and treble controls	See Figs. 4 & 5	Superb
Action of secondary tone controls	See Fig. 5	Excellent
Action of low-frequency filter(s)	See text	Excellent
Action of high-frequency filter(s)	See Fig. 6	Very good
COMPONENT MATCHING MEASUREMENTS		
Input sensitivity, phono 1/phono 2 (mV)	2.2/2.2	
Input sensitivity, auxiliary input(s) (mV)	180	
Input sensitivity, tape input(s) (mV)	180	
Output level, tape output(s) (mV)	180	
Output level, headphone jack(s) (V or mW)	N/A	
EVALUATION OF CONTROLS, CONSTRUCTION AND DESIGN		
Adequacy of program source and monitor switching		Excellent
Adequacy of input facilities		Excellent
Arrangement of controls (panel layout)		Excellent
Action of controls and switches		Very good
Design and construction		Very good
Ease of servicing		Very good
OVERALL AMPLIFIER PERFORMANCE RATING		Excellent

TABLE 3
OVERALL PRODUCT ANALYSIS

Retail price	\$550
Price category	Medium/high
Price/performance ratio	Good
Styling and appearance	Excellent
Sound quality	Excellent
Mechanical performance	Very good

Comments: Over the years, Marantz has managed to establish a product image that immediately identifies their audio components. The *model 2265B* actually offers more control flexibility than at first meets the eye. Its designers have provided every conceivable control and switching function without making the unit look like a computer. While in the past we have often felt that Marantz units were a bit high-priced for the sound they delivered, recent increases in the cost of competitive units place the *model 2265B* price just about where it belongs. As for its sound-reproduction capability, it is as good as any we have heard from other receivers in the same price and power category.

Phono reproduction was especially clean and tight, and, despite the relatively high bench-measured distortion figures in the FM tuner section, in actual listening tests, FM sensitivity was excellent as was the stereo-separation capability of the tuner. We believe that our sample unit must have been slightly misaligned and that given a properly aligned set, published distortion figures would have been met or exceeded. The tone-control mode switch takes a bit of getting used to, but it does eliminate the need for extra knobs on the front panel.

It is unfortunate that this is the first receiver test report in which AM frequency-response measurements are included (after many reader requests), since response is quite poor. But it is no poorer than that generally found on most hi-fi receivers.

In average-sized listening rooms, the *model 2265B* provides ample power for use with even relatively low-efficiency speakers. When deliberately driven to clipping, the amplifier recovers quickly and handles transients well.

Frequency Counter



In A Probe

Completely self-contained in a handy probe, this frequency counter was constructed using a unique assembly method that makes possible an instrument that is rugged, compact and convenient to use.

MANY CONSTRUCTION ARTICLES DEAL with digital frequency meters, and some of these meters are quite small and portable. A few offer prescalers to increase the range of operation, but the increase in performance means one more box and more cables to clutter your work area.

The frequency meter described in this article is constructed using a new method (see "IC Bricklaying" in the December 1977 issue) that results in a complete crystal-controlled, dual-range, six-digit frequency meter not much larger than a pen. The meter operates from 0 to 750 kHz with 1-Hz resolution, or to 2.5 MHz with 10-Hz resolution. You can build prescalers that plug into the tip of the meter, and that can extend the range to 1 GHz. Additional circuits, combined with plug-in probe tips, greatly increase the device's capabilities and functions.

How it works

The meter is constructed by using what can best be described as a bricklaying technique. (See "IC Bricklaying", *Radio-Electronics*, December 1977.) The

WALTER T. CARDWELL, JR.

IC leads are cut flush with the bottom of the package. The wide section of the IC leads that remain on the side of the package is used as a bonding pad for making connections. Normal AWG No. 30 solid wire-wrap wire is used to connect the IC's, using point-to-point wiring. This quick-and-easy method allows you to change the circuit more easily than when PC boards are used. In addition, no chassis or other structural support is required. The IC's themselves are the supporting structure.

Circuit description

The meter is built around two MC14553B three-digit CMOS (Complementary Metal Oxide Semiconductor) counters. Figure 1 shows the block diagram of the IC, which incorporate three decade counters, three 4-bit (quad) latches and an output multiplexer, with multiplexer oscillator. The master reset signal not only clears the counters but also sets the multiplexer to the first digit.

One MC14553B counter is used as a master whose multiplexer oscillator drives the slave multiplexer.

Figure 2 shows the schematic of the probe's main body. Two MC14553B's, IC10 and IC13, are cascaded to form a six-decade counter, and only one scan clock is used. Capacitor C2 sets the scan-oscillator frequency of IC13, which acts as the master and drives the slave IC10. Both master resets are connected to synchronize the multiplexers. By using a master/slave scheme, only one clock capacitor and one set of digit drivers are required.

The latch output is applied to the Q-outputs, and the appropriate digit select line, DS, goes low. The Q-outputs connect directly to two seven-segment, decoder-latch drivers, IC9 and IC12; the latch section is not used. Drivers IC9 and IC12 incorporate NPN pull-up transistors on the output lines so that no external segment drivers are required.

The DS-outputs of IC13 connect to PNP transistor bases Q2-Q4, which are used as emitter-follower digit drivers.

Train with NTS for the MicroComputers, digital the first name



MicroComputers

The world of electronics is daily becoming more challenging. Technology is growing more specialized, and the importance of digital systems increases every day. Test instruments, home entertainment units and industrial control systems are all going digital. And now, NTS training programs include a wider choice of solid-state and digital equipment than ever before offered in any home study course: Advanced NTS/Heath digital color TV (25" diagonal with optional programming capability), NTS/Heath microcomputer, digital test equipment, digital stereo receiver (70 watts per channel), NTS compu-trainer, plus much more state-of-the-art equipment to make your training exciting and relevant.

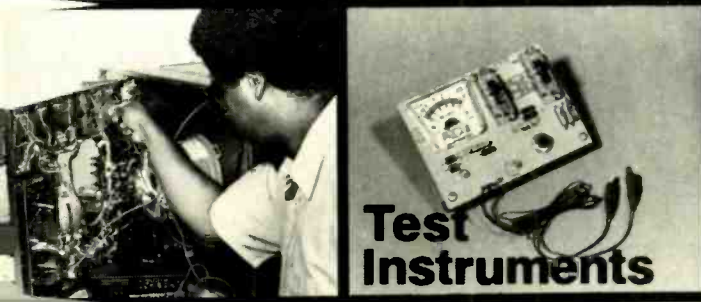
The equipment you receive with NTS training programs is selected to provide you with a solid

background in electronic systems. Kits and lessons are designed to work together to demonstrate electronic principles and applications. The kit-building not only shows you how electronic hardware functions, but how various circuit designs accomplish different purposes. Your lessons guide you through any number of experiments associated with many projects. This is the Project-Method, and it works. Step-by-step, you learn how and why digital electronics has become a part of our world, and the even bigger role it is sure to play in the future.

Whether you are looking for training in Consumer, Commercial, or Industrial electronics, NTS offers fourteen courses, some basic, many advanced, in several areas of electronics. An all-new full-color NTS catalog shows you what each course covers,

electronics of the future.

systems and more...from
in home study.



Test Instruments




Simulated TV Reception

Digital
Color TV



Basic
Electronics



and every piece of equipment included.

Send for it today, and see for yourself what's really happening in electronics training technology at NTS. Find out how much has changed, and what new directions the field is taking. You'll probably want to be a part of it.

It's free. Just mail the card or coupon. Today.

**NO OBLIGATION. NO SALESMAN WILL CALL.
APPROVED FOR VETERAN TRAINING.**

NATIONAL TECHNICAL SCHOOLS

TECHNICAL-TRADE TRAINING SINCE 1905
Resident and Home-Study Schools
4000 South Figueroa St., Los Angeles, Calif. 90037

NATIONAL TECHNICAL SCHOOLS Dept. 206-108
4000 South Figueroa Street, Los Angeles, California 90037

Please send FREE Color Catalog and Sample Lesson.

- Color TV Servicing
- B & W TV and Radio Servicing
- FCC License Course
- Electronic Communications
- Electronics Technology
- Audio Electronics Servicing
- Digital Electronics
- MicroComputers/MicroProcessors

Name _____

Address _____

Apartment Number _____ Age _____

City _____

State _____ Zip _____

Check if interested in G.I. Bill information.


Check if interested ONLY in classroom training in Los Angeles.

You can use any 100-mA PNP transistor, but it should be housed in a small TO-92-style plastic case. When transistors are used, the wire-wrap wire is wound around the transistor lead and soldered. The transistor lead is then clipped as close to the case as possible.

There is a design compromise in the display driver circuit. As shown in Fig. 2, there are no segment current-limiting resistors because fifteen 1/4-watt resistors would be required, which would take up too much room. Instead, transistor Q5 sets the current level by setting the voltage on the driver-transistor collector. Transistor Q5 should handle about 300 mA of current. The three-digit displays are fairly well matched and the digits all have equal brightness. If both three-digit readouts are not matched to each other, use two sets of drivers to set the levels independently. So far, this modification



SMALL SIZE of probe-type frequency counter is due to IC "bricklaying" construction technique. IC's are glued together for maximum use of allotted space.



POINT-TO-POINT wiring is used exclusively in construction. Wires are soldered directly to the IC pins. Discrete components are attached wherever room permits.

PARTS LIST

All resistors 1/4-watt, 10%

Probe body:

- R1,R5—100,000 ohms
- R2—R4,R6,R12,R16—10 megohms
- R8—R11—1 megohm
- R13,R15—10,000 ohms
- C1—25 pF, 10-volt disc
- C2—.001 μ F, 10-volt disc
- D1—D6—1N914 diode
- Q1—2N5220 (Motorola), any 100-mA NPN No. TO-92 transistor
- Q2—Q5—2N5221 (Motorola), any 300-mA PNP No. TO-92 transistor
- IC1,IC2—CD4013 (RCA), MC14013 (Motorola), dual type-D flip-flop
- IC3—74C04 (National), hex inverter
- IC4—CD4001 (RCA), MC14001 (Motorola), quad 2-input NOR gate
- IC5—CD4518 (RCA), MC14518 (Motorola), dual BCD up counter
- IC6—CD4017 (RCA), MC14017 (Motorola), decade counter/divider

- IC7—CD4023 (RCA), MC14023 (Motorola), triple 3-input NAND gate
- IC8—MM5369 (National), programmable oscillator divider
- IC9, IC12—CD4511 (RCA), MC14511 (Motorola), BCD-to-seven segment latch/decoder/driver
- IC10, IC13—MC14553B (Motorola), 3-digit BCD counter
- IC11—74C08 (National), quad 2-input AND gate
- XTAL1—3.57-MHz crystal
- DSP1, DSP2—3-digit, common-cathode, 7-segment LED display (HP 5082-7433 or equal. Three 2-digit displays may be substituted.)
- S1,S2—cut from 80-pin, .125-in. edge connector
- Misc.—1/8-in. and 1/16-in. black opaque acrylic plastic, 1/16-in. transparent amber acrylic plastic, ABS plastic sheet (Plastruc) and I-section, AWG No. 30

wire-wrap wire, cyanoacrylate glue.

Battery pack:

- BATT 1—(4) 20-mAH NiCad cells
- R1—1000-ohm, 10-turn trimmer
- IC2—MC1403 (Motorola), precision low-voltage reference (2.5V \pm 25 mV)
- One miniature mike connector
- Misc.—Double-clad, 1/16-in. No. G-10 PC board, 1/16-in. black acrylic plastic.

Probe tip:

- R1,R3—100,000 ohms
- R2—10 megohms
- C1,C2—0.01 μ F, 50-volt disc
- D1—1N914 diode
- IC1—CD4013 (RCA), MC14013 (Motorola), dual type-D flip-flop
- S1—SPST normally open miniature pushbutton switch
- S2—2 copper nails
- Misc.—1/16-in. black acrylic plastic, double-clad 1/16-in. No. G-10 PC board, 1/16-in. clear plastic, 1/16-in. piano wire.

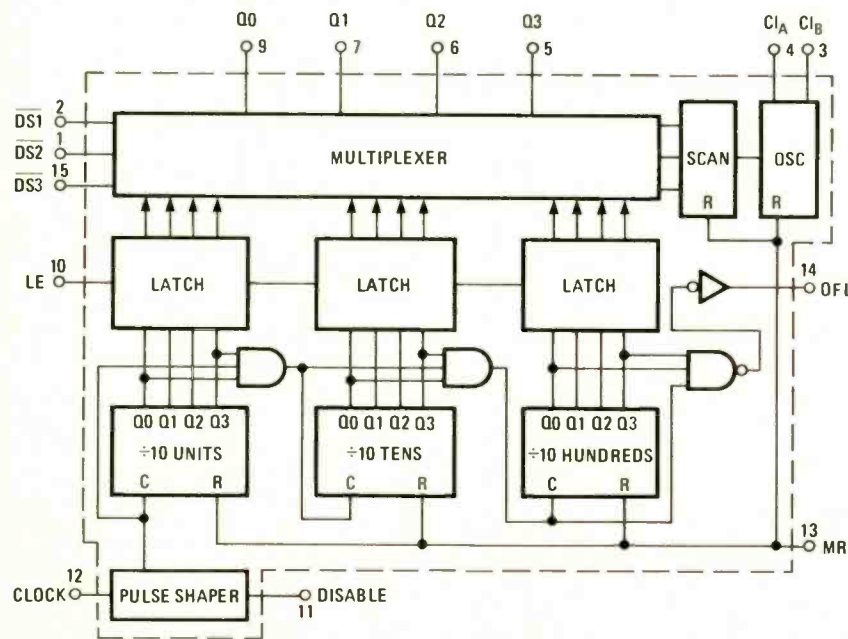


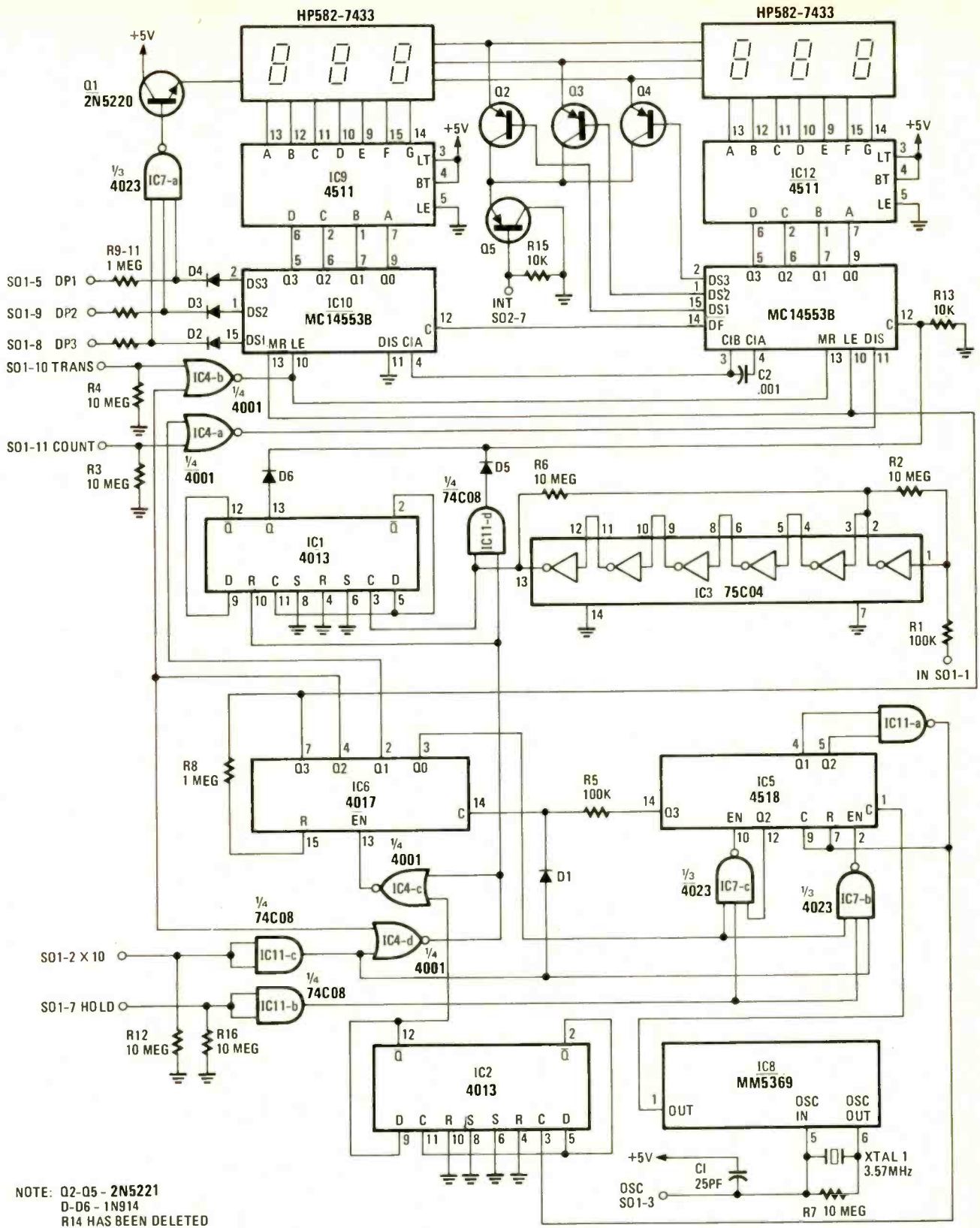
FIG. 1—BLOCK DIAGRAM of the MC14553 CMOS 3-digit BCD counter used as the heart of the frequency-counter-in-a-probe. Two are required for the 6-digit LED readout.

has not been necessary. The brightness of the digits varies slightly, depending on which number is displayed. However, this variation is not objectionable.

You can use any three-digit common-cathode seven-segment readout. With these readouts, the total current drawn by the entire meter is 35 mA, with a 10K resistor from the base of Q5 to ground. A 4.7K resistor increases the display brightness, but it also increases the current drain to 50 mA. The base lead is brought to the power-supply socket to increase the intensity when the meter is not being battery-operated.

The MC14553B IC's 10 and 13 count when the DIS signal is low. An IC13 overflow clocks IC10. The counter data is transferred to the latches when the latch signal is low. Master reset MR resets both counters and multiplexers.

The input amplifier consists of a 74C04 hex inverter used as a linear amplifier. Each inverter has a gain of about 10 dB at 2 MHz and 5 volts. The first inverter is biased in the linear region



NOTE: Q2-Q5 - 2N5221
 D-D6 - 1N914
 R14 HAS BEEN DELETED

FIG. 2—FREQUENCY-COUNTER schematic shows the simplicity of this novel instrument. CMOS-type IC's and the transistors are used to reduce power consumption.

by R2. Resistor R1 limits the input current on high-level signals. The maximum input current to any CMOS input pin is 10 mA and is set by the IC's internal metallization. Higher currents can cause the device to fail, either because the metal migrates or the aluminum melts. While the CMOS input impedance is usually

high, it falls to a low value when the input protection diodes conduct. This occurs when the input exceeds the supply voltages. The 100K input resistor insures that the input-current limit of 10 mA is not exceeded until the input is greater than 1000 volts. When the diodes conduct, the input impedance is 100K; when they are

not conducting, the input impedance is 10 megohms.

The remaining five inverters are brute-forced for maximum gain and are biased by resistor R6 to operate in the linear region. The input sensitivity depends on the IC; sensitivities can sometimes be as

continued on page 100

Modular System for quick PROTOTYPING

Breadboarding an electronic device that uses digital or logic circuitry can be boring and time-consuming because the circuits are often repetitious. Use this system of pre-wired circuit modules to speed your next prototype.

JAMES E. TEMPLE

BOTH DESIGN AND CONSTRUCTION OF working electronic circuits have come a long way in the past few years. In the past, constructing circuits for a working model was accomplished by a rats-nest-type setup. It meant soldering-in expensive components to an electrical point, plus numerous wires to jump to other areas of the circuit. Once a circuit was wired and proven, reclaiming the parts for use in the final printed circuit was a maybe situation. Most often, new components had to be used in the final circuit and the rats-nest was left as is. This method not only had its drawbacks, it was also an expensive way to experiment with a pet project.

A direct design using a PC board was time consuming, and the possibility that the layout would work correctly was chancy. One serious error in the design

meant probably redesigning a new PC board. The chances of fixing up a bad board were fifty-fifty; major changes could be a disaster and the time lost to make a new board was costly.

In answer to this problem, wire-wrap sockets, wire-wrap tools and solderless sockets were introduced. But using the wire-wrap or solderless type of circuit presents an initial outlay of quite a few dollars, and for the hobbyist, that money is sometimes hard to come by. A large or complex circuit means you have to have enough sockets to go around for the components. This also means the size of the project is limited with this method of prototype construction. Additionally, once a circuit is torn apart from the socket, there is no way to trace the interconnecting wire jumpers without rebuilding the circuit. A mistake can cost you time. A true schematic must be drawn up, corrections made from the working circuit and the final circuit must still be built.

The modular system

Modular construction techniques are being used in commercial electronic gear—TV sets, computers, test equipment, etc. Modular construction consists

of a bus system and modular circuits that plug into the bus system to form the total working device. Replacing or adding to the device is simply a matter of plugging in a new module.

This same principle—the use of modules—can also be applied to prototype circuit construction. This method is highly workable these days because IC's—TTL, CMOS and other logic families—are relatively inexpensive. Today, the cost of two IC's equals what one used to cost. Why not then buy two IC's and use one in a permanent modular circuit that is easily stored, easily made and fairly inexpensive to construct? This article describes a modular breadboard system that can be used as a learning tool, built in your spare time and is just plain fun to make.

To build a modular system, some form of bus structure is necessary. For IC's, the bus structure comprises the power-supply input connections, plus any internal or cross-wiring of the IC pinouts that allows them to function. Some method of interconnecting the input and output to other modules must also exist and must be of a solderless nature. The modular system described in this article meets all these specifications.

Each module consists of an IC with its

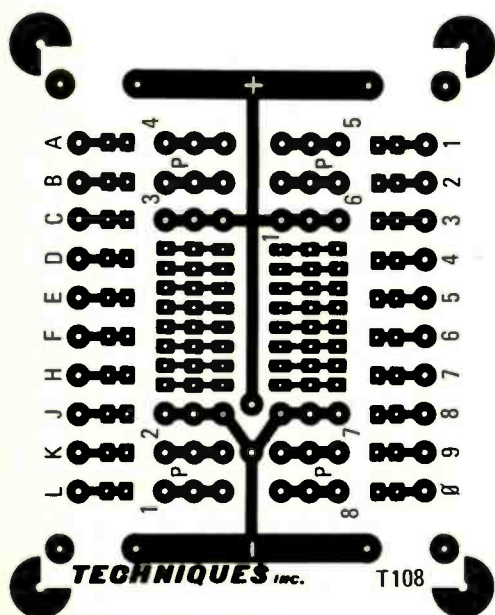


FIG. 1—SMALLER MODULE accommodates 14- and 16-pin IC's. Module uses single-pin male and female bus connectors. Foil pattern is for component side (top) of single-sided board and is shown full-size.

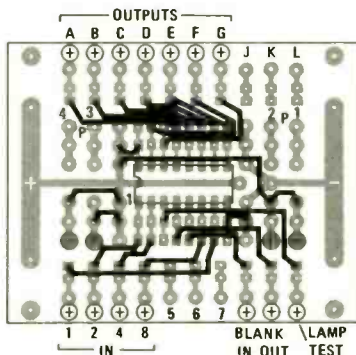
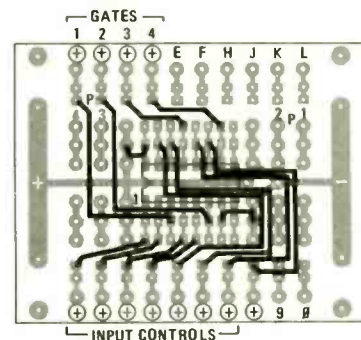



FIG. 2—WIRING DIAGRAM for module shown in Fig. 1 for use with 7448 BCD to 7-segment decoder/driver. View is from bottom (non-foil) side of board.



NOTE: "1C" IS OUTLINED—WATCH PIN NO. ONE (1)

FIG. 3—7400 QUAD 2-INPUT NAND GATE IC is wired on small module as shown. View is from bottom (non-foil) side of board.



bus power system and internal wiring. Various types of IC's, each having a particular function and each existing as an individual module, can be combined with other modules to form working prototype circuits. The bus system automatically makes the proper power connections, and individual solderless pinouts are provided for the cross-wiring of the modules to the other circuit components. The system requires building the individual modules themselves, plus storage or inventory of a number of completed units.

The modular system presents no visible drawbacks since the cost of just a single module is low. The actual building and testing of each module allows you to learn digital logic circuits by using manufacturers' design manuals or the popular *IC Cookbooks*. As the system is constructed, you learn by testing your designs for each IC that you will use in your inventory of modules.

An easy way to start building up your modular system is to build an IC project. Design the individual modules, build them and use them in the prototype circuit. From this built-up prototype circuit, you will test out the total project. And you may even spot a bug or design a better way to construct the project.

The modular system can also be built one section at a time. You can design a series of modules, purchase the components and then build the units. They are reusable in future circuits, and you can store them in a case or box. If this is the method you choose to build your system, then do it logically. Keep an inventory of the modules you have, what you would like to have in your system and what you plan to add to it from your pet projects.

What about the giant IC or LSI units? These can be costly. The answer is to use solderless sockets within the modular system. Build a module to contain the solderless socket; and when you have an

COMPONENTS AND WHERE TO OBTAIN THEM

PC board stock and etching materials are available both as individual elements and as kits from electronics parts dealers and stores and mail-order houses catering to electronics hobbyists. For the alternate-style modules shown in Fig. 5 and the photo above, you will need 2-pin male and female bus connectors which can be obtained from an electronics parts distributor or from Robinson Nugent, 800 E. 8th Street, New Albany, IN 47150. These are:

Part No. WTS-36R-4-T, tin-plated, single-row, right-angle male header.

Part No. WB-25-PR, single-row, right-angle female header.


Acceptable substitutes are manufactured by AP Products, 77 Corwin Drive, Box 110, Painesville, OH 44077: Single-strip right-angle male connectors and single-strip female connectors. (Note: you must use a wire to attach this female connector to the board, it is not available in right-angle format.)

expensive IC, use this module to wire up the IC. This then is a universal module. Several of these modules allow interconnections for discrete components.

Once a proper system is assembled—that is, various modules are built and proven—construction of prototype circuits is accomplished quickly. Incidentally, there are no limitations on how large the circuit can be to exist within the modular system; it can be as large as you need. The only real limitation is the size of your work area. Large circuits, once assembled, can easily be broken down into convenient final designs for several PC boards. If any particular IC would be better placed in another area of the circuit, it can easily be moved.

Constructing the modules

Here's how to get started on constructing your modular system. Each 14-pin or 16-pin IC will be made into a small



HOW SOME PC BOARDS INTERCONNECT. Boards are etched from foil patterns in Figs. 1 and 4. Single-pin male and female connectors are from Keystone.

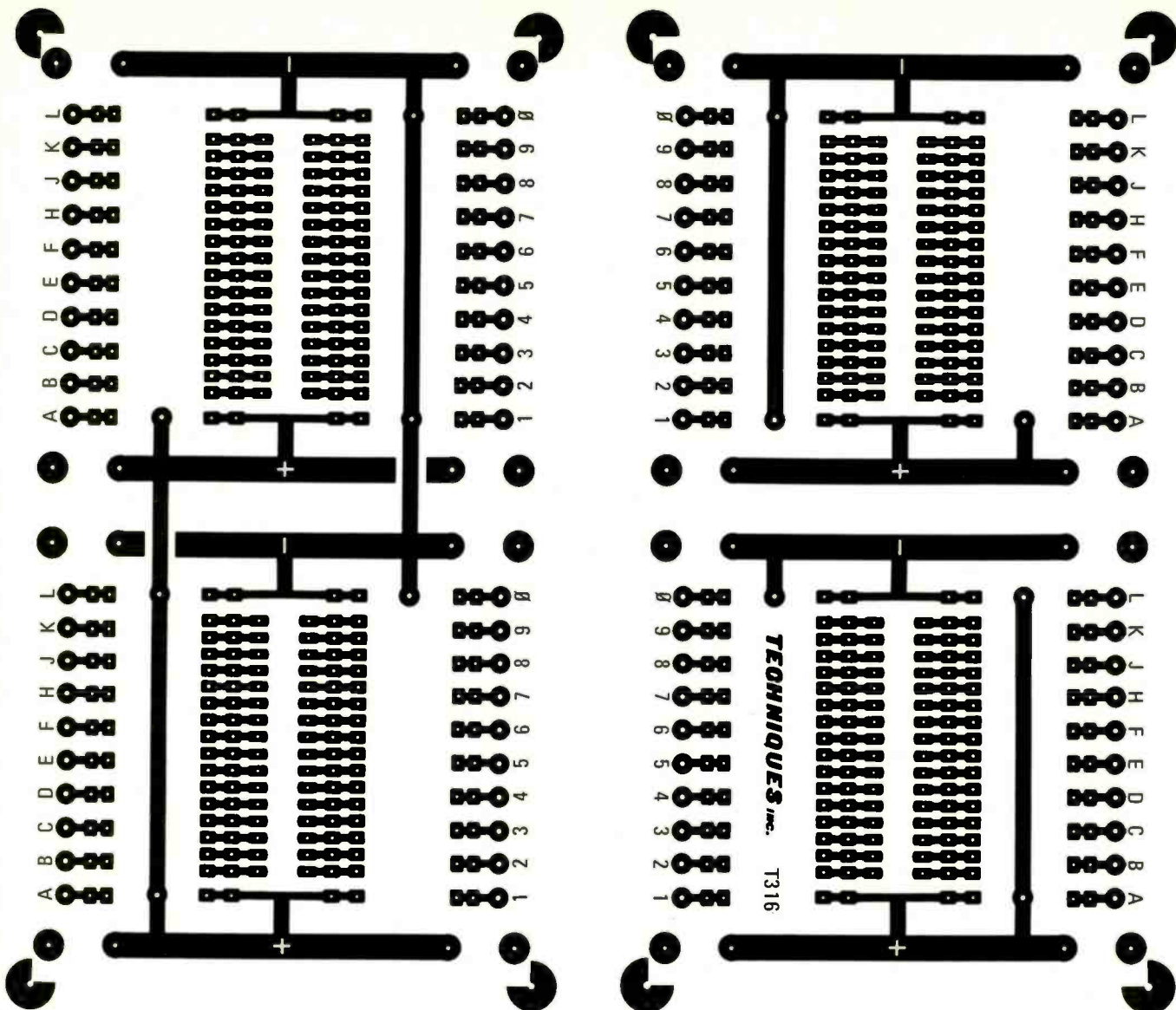


FIG. 4—LARGE MODULE accommodates up to 32-pin IC's as well as discrete components. Module uses single-pin male and female bus connectors. Foil patterns are for component and bottom side of two-sided boards and are shown full-size.

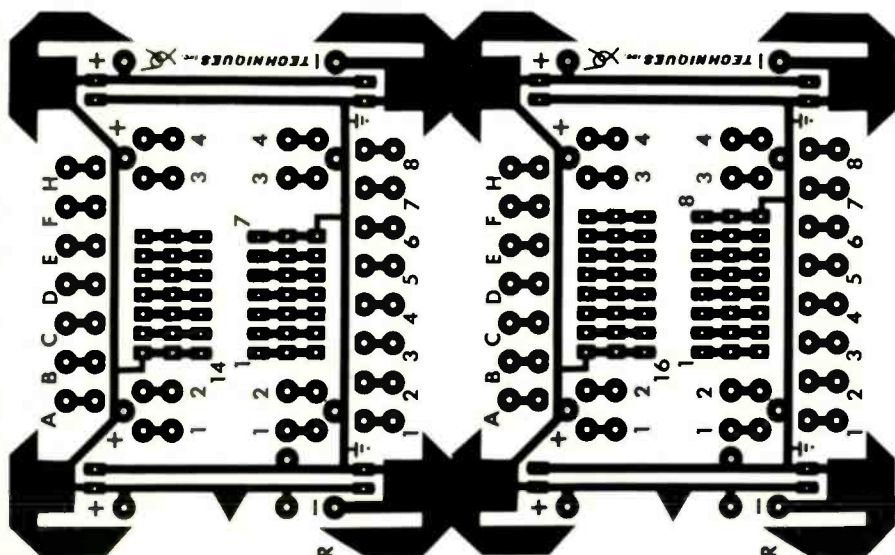


FIG. 5—ALTERNATE-STYLE MODULES require 2-pin male and female bus connectors. Foil pattern is for component side of single-sided board and is shown full-size. Pattern delivers two modules which should be separated.

module on a single-sided PC board. The IC is soldered directly to the board. A larger module will accept IC's with up to 32 pins (memories, CPU, etc.) and is double-sided. Power supply connections from module to module are made by plug-in connectors. Connections to the bus lines within each module are made by using jumper pins. Miniature tubular pins allow solderless wire connections between modules. Twenty-four-gauge wire, cut to size, stripped at the ends and pushed into the pin tubes, makes these input and output connections. Each module rests on a 1/4-inch-thick piece of foam material glued to the bottom of the module. The following is a list of components that you will need to make several modules:

1. **Connectors:** These are single-pin male and female bus connectors. You can probably adapt any connector that you prefer.

continued on page 104



fact: you can choose your microphone to enhance your sound system.

Shure makes microphones for every imaginable use. Like musical instruments, each different type of Shure microphone has a distinctive "sound," or physical characteristic that optimizes it for particular applications, voices, or effects. Take, for example, the Shure SM58 and SM59 microphones:

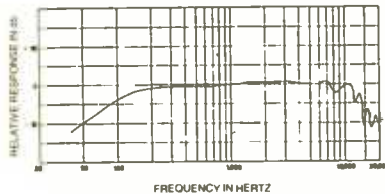


SM59

**Mellow, smooth,
silent...**

The SM59 is a relatively new, dynamic cardioid microphone. Yet it is already widely accepted as a standard for distinguished studio productions. In fact, you'll often see it on TV . . . especially on musical shows where perfection of sound quality is a major consideration. This revolutionary cardioid microphone has an exceptionally flat frequency response and neutral sound that reproduces exactly what it hears. It's designed to give good bass response when miking at a distance. Remarkably rugged — it's built to shrug off rough handling. And, it is superb in rejecting mechanical stand noise such as floor and desk vibrations because of a unique, patented built-in shock mount. It also features a special hum-bucking coil for superior noise reduction!

Some like it essentially flat...

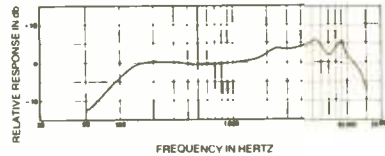


SM58

**Crisp, bright
"abuse proof"**

Probably the most widely used on-stage, hand-held cardioid dynamic microphone. The SM58 dynamic microphone is preferred for its punch in live vocal applications . . . especially where close-up miking is important. It is THE world-standard professional stage microphone with the distinctive Shure upper mid-range presence peak for an intelligible, lively sound. World-renowned for its ability to withstand the kind of abuse that would destroy many other microphones. Designed to minimize the boominess you'd expect from close miking. Rugged, efficient spherical windscreen eliminates pops. Lightweight (15 ounces!) hand-sized. The first choice among rock, pop, R & B, country, gospel, and jazz vocalists.

...some like a "presence" peak.



professional microphones...by



Shure Brothers Inc., 222 Hartrey Ave., Evanston, IL 60204, In Canada: A. C. Simmonds & Son Limited
Manufacturers of high fidelity components, microphones, sound systems and related circuitry.

CIRCLE 87 ON FREE INFORMATION CARD

Computer Corner

6800 An overall look at the hardware and software aspects of the 6800 microprocessor.

WILLIAM BARDEN, Jr.

THE MOTOROLA MC6800 IS ONE OF THE "big four" microprocessors that are used in hobbyist computers. For example, it is used in the Southwest Technical Products SWTP 6800, as well as in several others. The 6800 is part of a large Motorola microcomputer family that can be used to construct a versatile microcomputer system for business, experimentation, or real-time control. Let's take a look at the hardware and software aspects of the 6800.

Hardware

The 6800 requires only an external +5-volt power supply and an external clock to implement the complete CPU function. The clock input requires a two-phase nonoverlapping type that is somewhat difficult to generate compared with the single-phase clock required by other microprocessors.

Figure 1 shows the pinout of the 6800. It contains the usual 16-line address bus A15 through A0 and an 8-line bidirectional data bus, D7 through D0. External memory and I/O (Input/Output) devices are addressed by the address bus, and all data is transferred between internal CPU registers, external memory and I/O devices along the data bus. As usual in this generation of microprocessors, the 16 address lines can address up to 64K (65,536) bytes of external memory and I/O devices. No differentiation is made between memory addresses and I/O device addresses in a *memory-mapped I/O* addressing scheme.

The two-phase clock inputs are at $\phi 1$ and $\phi 2$. The chief control signals for reading and writing to external memory and I/O are the VMA and R/W signals. Signal VMA is issued when a valid memory (or I/O) address is present on the address bus. Signal R/W, of course, specifies the direction of the transfer. These two signals and clock input $\phi 2$ are decoded by external logic to perform transfers between external devices and the CPU.

Bus control signals TSC (Three-State Control), DBE (Data Bus Enable) and BA (Bus Available) all control the CPU bus lines for direct-memory-access

(DMA) applications that transfer data between external devices and external memory, thus avoiding the CPU.

There are three interrupt inputs available with the 6800: RESET, $\overline{\text{IRQ}}$, and $\overline{\text{NMI}}$. The RESET input starts the CPU from a power-down condition, or resets the CPU from a locked condition. The $\overline{\text{IRQ}}$ input is the actual external interrupt request that indicates an external device is interrupting and requires service. The $\overline{\text{IRQ}}$ input will be ignored if an interrupt-enable flip-flop in the CPU has been reset. The third interrupt, $\overline{\text{NMI}}$, can never be disabled and is used to signal catastrophic system conditions such as an imminent power loss. All three interrupts cause a *interrupt vector* address to be loaded into the program counter, effectively transferring control to one of three interrupt routines.

high-impedance state when disabled and allowing multiple connections to be made to the same bus or control line.

6800 architecture

Figure 2 shows the internal CPU registers of the 6800. Not shown are the nonaccessible CPU registers used in instruction fetch and execution. The program counter is a typical 16-bit register that holds the address of the instruction being executed. Addressing is performed in byte fashion, so that the program counter always holds the current external-memory address of the one- to three-byte instruction.

The stack pointer is a 16-bit register that holds the current stack address. The external memory stack is used for temporary storage of program variables and for automatic storage of CPU registers during the interrupt process. The stack can be located anywhere in external memory by properly initializing the stack pointer with the *top of stack* address.

Eight-bit accumulators A and B are

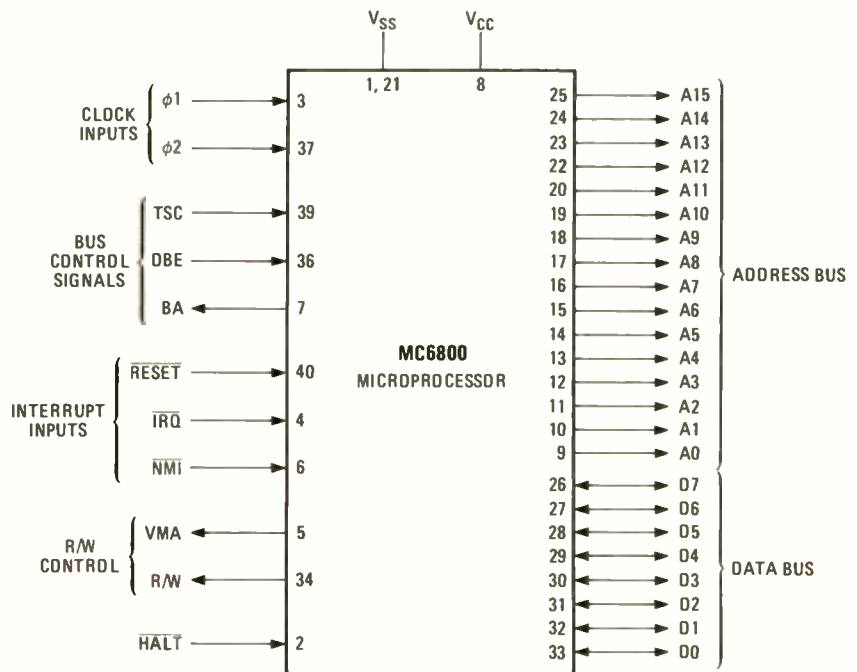


FIG. 1—PINOUT of the MC6800.

The remaining input signal, $\overline{\text{HALT}}$, is used to stop CPU activity for single-stepping and similar operations. Most of the CPU lines are three-state, reverting to a

used to hold one of the operands for arithmetic and logical operations in the CPU. They also serve as the registers from which data is transferred between exter-

nal memory and I/O devices and the CPU. When instructions are executed in the CPU, another set of flip-flops, the condition codes, are set according to the results. Collectively, the condition codes constitute a condition-codes register that specifies carry, overflow, arithmetic sense of the last operation and interrupt-enable. As in other microprocessors, *conditional* branches in program execution can be performed by testing the states of the condition codes using proper instructions.

Index register IX is a 16-bit register that permits an *indexed addressing* mode in instruction execution in the 6800. In this mode, the *effective address* of the instruction is formed by adding a displacement in the instruction to the contents of the index register. As instructions are available to step the index register forward or backward, the indexed addressing mode can be used to sequence through tables of data or for other processing functions.

Instruction set

The 6800 has 72 instructions. Since many of these instructions permit several addressing modes, however, the actual number of instructions is a few hundred.

The 6800 instructions are straightforward processing types: add, subtract, OR, AND, exclusive OR, shift, plus instructions to transfer data and conditionally and

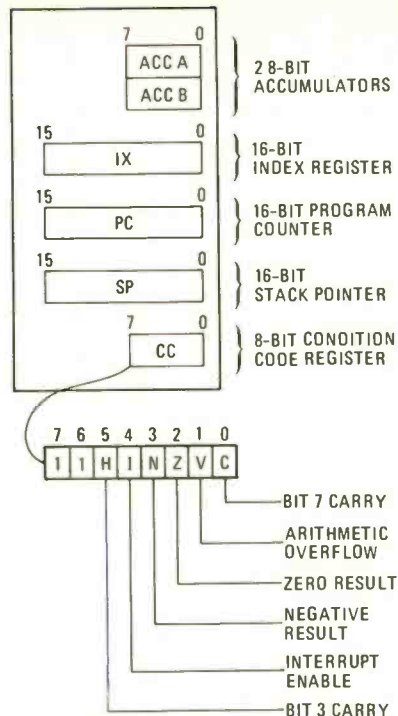


FIG. 2—INTERNAL REGISTERS of the MC6800 microprocessor.

unconditionally branch to subroutines and other locations. (BCD arithmetic operations can also be performed.)

The instruction set's effectiveness is greatly increased by a wide range of addressing types:

1. In *immediate addressing*, an immediate 8-bit or 16-bit operand can be loaded into a CPU register from the instruction.
2. The first 256 locations in memory can be addressed by a *direct* instruction type that is only two bytes long.
3. Any location in memory can be addressed by *extended addressing* instructions that are three bytes long.
4. *Relative addressing* instruction modes address data within a range of -125 to $+129$ bytes of the current instruction in a compact two-byte instruction.
5. *Indexed addressing* instructions are also two bytes long.

The available addressing modes permit shorter instructions, which reduces memory and speed requirements in the system. Instruction speeds with a 1-MHz system clock range from $2 \mu\text{s}$ to $12 \mu\text{s}$.

Other system components

The 6800 microprocessor interfaces to other IC's in the 6800 family. These include a general-purpose interface (MC6820), asynchronous communications interface (MC6850), modem (MC6860L), RAM's, and ROM's. Both the Motorola and second-source data and support are excellent, and devices are continually being developed in this family. R-E

Double your capability.

The VIZ Supplists™

Power supplies with built-in circuit testing capability.

Only the VIZ Supplists let you power equipment and circuits *and* test dc voltage points, all with the same instrument.

The Supplists speed your work, help cut down bench clutter, and free VOMs for other jobs. And even with their extra testing capability, they cost less than most quality fully-regulated power supplies.



©VIZ 7108



Single 0-50Vdc, 0-2A supply with two 0-99.9V DC voltmeters WP-705 \$240.00



Single 0-25Vdc, 0-4A supply with two 0-99.9V DC voltmeters WP-706 \$240.00



Dual Supplist Two 0-25Vdc, 0-2A supplies with two 0-99.9V DC voltmeters WP-707 \$299.00



Triple Supplist Two 0-20Vdc, 0-2A supplies One 5Vdc (to 4A) fixed-output supply with two 0-99.9V DC voltmeters WP-708 \$333.00



The Circuit Tester line Accuracy and stability assured

VIZ

VIZ Test Instruments Group 335 E. Price St. Philadelphia, PA 19144

CIRCLE 32 ON FREE INFORMATION CARD

www.americanradiohistory.com

Hobby Corner

If you want to make it small, this approach to preassembled IC modules might just do the trick.

EARL "DOC" SAVAGE, K4SDS, HOBBY EDITOR

IF YOU USE A SOLDERLESS BREADBOARD as much as I do to "run up" circuits for testing, then you, too, must be tired. How many times have you wired this sequence: 7490 decade counter, 74175 latch, 7448 decoder/driver, and a 7-segment digit? And then one or two more identical sequences right beside the first one? I simply got tired of doing it, especially when I counted 50 connections in each sequence!

Being quite lazy, I devised a way to cut this wiring down to 7 connections for each digit. Now I can put a 3- or 4-digit readout on my board in almost no time and I save a lot of board space, too. You can enjoy these same advantages by building your own "digital modules."

The digital module or block method explained below has other applications as well. You can use it with other combinations of IC's that you breadboard frequently. In addition, you can use it in construction to save space if not time. Here is how it works on two different kinds of blocks.

Readout module

The first example is a readout module of the "piggy-back" type consisting of 7490, 74175, 7448 and digit. As you can see in Fig. 1, when these parts are wired there are only 7 connections to their outside world. All the others are within the block. Thus, all you have to do is wire the inside once and make provisions for

the 7 outside connections.

A note of caution: *be sure that the IC's are good before you begin.* It is a shame to do this work only to discover a bad IC in the middle!

The module is made by cementing (with epoxy or whatever) the IC's and digit together in piggy-back fashion as shown in Fig. 2. Be sure the 7490 is on the bottom and the digit on top. If you put them in the order shown, the wiring will be easier. Note that all of the pins of the digit, 7448 and 74175 and some of those on the 7490 have been bent out to the side to facilitate wiring and prevent shorting.

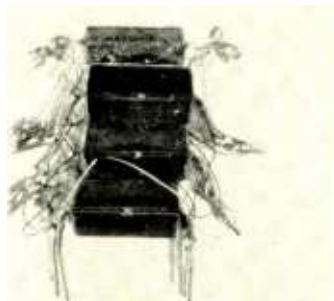


FIG. 2—END VIEW of the cemented block.

The 7448 IC and a *common cathode* digit are used so that it will not be necessary to include current limiting resistors for each segment. You can, of course, use a 7447, a common-anode digit and 7 (or

8) resistors but that is more difficult to wire and ends up more bulky.

The digits on my breadboarding modules are type FND-10. I use these because, being small, they could be placed *sideways* on top of the block. Then, when plugged into the breadboard, they read right-side up rather than sideways. You can use any common-cathode digit provided it does not require more than the listed 6.4-mA current capability of the 7448. (Actually, somewhat more demanding digits will function in this circuit. In fact, the FND-10 is listed as requiring 10 mA-per-segment, so it is just a little less bright.)

It is easier to bend the IC pins out before the block is cemented. Use small long-nose pliers or medium-duty forceps. You are less likely to break a pin if you bend just the narrower part to about 45° (though I have not broken off a pin yet). This is far enough to prevent shorting, allow wiring space and cause no trouble when you later bend them back down.

Wiring the "modules"

You may use any comfortable method of wiring pin-to-pin once the cement is dry. The wire should be fine gauge to prevent accidental shorts. You *must* use very small wire on the bottom IC pins that are used for external connections or they will not seat properly when plugged into the breadboard. Space for wiring is tight and the job can get tedious. I have found that the best method is to do all wiring with No. 30 wire in a wiring pen or pencil. They work very well in close quarters and the insulation does not have to be scraped from the wire.

For most connections you can use the entire pin in making the joint. In the case of the four "external connection" pins of the 7490 which are also wired, you must be extra careful. To leave free as much as possible of those pins (4, 5, 10, 13), make the joints close to the body of the IC.

Soldering must also be done carefully—neatly, quickly and without excessive heat. If you are sloppy, there will be shorts. If you use too much heat, you can damage the IC internally. You would do well to practice on a scrap IC with a *small*, hot iron to get the heating time down to a minimum.

The module described above is wired according to the chart in Fig. 3. You can check the pinout of each IC to determine

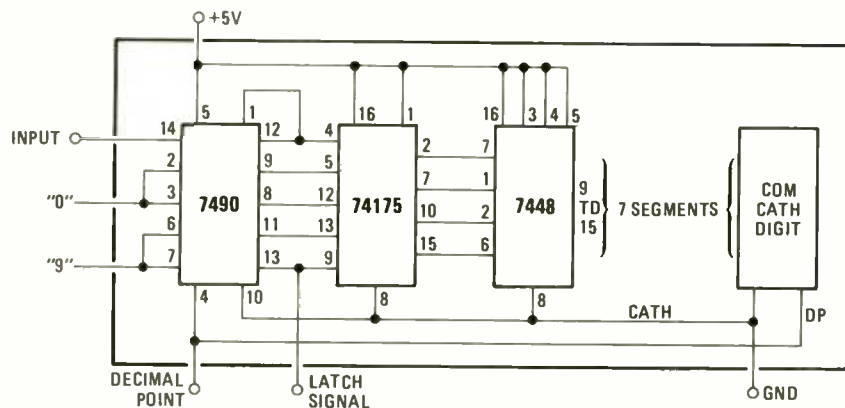


FIG. 1—THE READOUT MODULE circuit used in this Hobby Corner.

just what is being connected to what. The resulting pinout for the bottom IC is given in Fig. 4. Note that the two pins which were originally "no connection" pins (pins 4 and 13) are now used.

7490	74175	7448	DIGIT
5*	16-1	16-3-4-5	
10*	8	8	COM CATH
13*	9		
4*			DEC. PT.
1-12	4		
	2	7	
9	5		
	7	1	
8	12		
	10	2	
11	13		
	15	6	
	9 thru 15—SEGMENTS		
*these pins are not bent			

FIG. 3—INTERNAL CONNECTIONS for the readout module.

1 - NC	14 - Signal Input
2 - 0 set	13 - Latch signal (NEW)
3 -	12 - NC
4 - Decimal Point (NEW)	11 - NC
5 - +5v	10 - GND
6 -	9 - NC
7 - 9 set	8 - NC

FIG. 4—PINOUT FOR THE module base (7490).

After wiring is completed, check the operation of your block to be sure that there are no errors. Then, for ease of handling and better appearance, cut a small strip of PCV insulating tape and put it on top of each row of bent pins. Except for the bottom row on each side (7490), gently push the pins down against the tape below. You can leave it as is or wrap a continuous length of tape around all sides of the block or "package" it to suit your taste.

Now you have a complete readout circuit in the form of one thick IC block. Of course, you can buy a one-block device to do this particular job, but look at the price. Your homebrew module is just as easy to use.

This same piggy-back technique can be used to make other modules. For example, if you always use a "continuous count" type of readout, you can leave out the 74175 latch. Of course, the module with the 74175 is convertible; that is, it can be made to read continuously by connecting the "latch signal" pin to the 7490 input (pin 14).

There is no limit to the types of IC's you may wish to put into a block for one-time use in a construction project.

When there are just two IC's in a module, they can be cemented back-to-back. This method requires no pin bending, but it is more difficult to package neatly.

If your block circuit includes several

resistors, capacitors and/or other small components, you can put them in one or two layers within the module.

Depending upon its contents, your block may require more external pins than are available on the bottom IC. Without decreasing the contents of the module you can cement a header "caboose" to the end of the bottom IC to provide more pins. Be sure you maintain the proper pin spacing between the bottom units. Of course, some of the IC's may be placed on top of the header also.

Sometimes another IC configuration is necessary. I have breadboarded a 555 astable and a 7490 counter innumerable times. Even those few connections have

become tiresome. Of course, a digital block was the answer.

This time, however, neither IC would serve as the bottom connector. Though both could be mounted on a header, I prefer a smaller block using the "on-edge" technique. In this configuration, one-half of the pins of two IC's are used for the external connections.

Wrap-up

Using these instructions you can construct digital modules to serve almost any purpose. They will save time and space repeatedly on your breadboard. In projects you can get some real miniaturization when using this technique. R-E



NLS LEADS AGAIN!!

NEW

MS-215

DUAL TRACE MINISCOPE



15MHz PORTABLE OSCILLOSCOPE

- 15 megahertz bandwidth.
- External and internal trigger.
- Time Base—0.1 microseconds to 0.5 Sec/div—21 settings.
- Battery or line operation.
- Automatic and line sync modes
- Power consumption less than 15 W.
- Vertical Gain—0.01 to 50 volts/div —12 settings.
- Weight is only 3 pounds.

**RECHARGEABLE
DUAL TRACE**

PORTABLE

2.7"H x 6.4"W x 7.5"D

AVAILABLE NOW

\$435

With Rechargeable Batteries & Charger Unit



**FREE
PROBE**

BUY ONE GET ONE FREE

With the purchase of the MS-215 you get two deluxe 10:1 and direct switchable probes. Price 2 for \$30
OFFER EXPIRES NOV. 30, 1978



212-687-2224

THE TEST EQUIPMENT SPECIALISTS

**TOLL FREE HOT LINE
800-223-0474**

54 West 45 Street, New York, N.Y. 10036



state of solid state

A look at integrated circuit peak-detectors and how they work, plus several new releases that are making solid-state news.

KARL SAVON, SEMICONDUCTOR EDITOR

DIODE DETECTORS IN LINEAR IC'S USUALLY do not resemble their discrete counterparts. Transistors, with various combinations of shorted or open elements, or connected as emitter followers or amplifiers, are common in IC designs. Seemingly odd schematics are the result of design experience and invention that has produced practical, area-efficient, high-performance circuits. In conventional diode detectors, the turn-on offset level is associated with the barrier potential voltage of the diode junction. Quite often this potential (0.6 volt for silicon) is larger than the signal; therefore, rectifying a signal in hundreds of millivolts or less is not possible. The answer to this problem is a DC-biasing scheme that keeps the diode slightly conductive or on the verge of conduction; another answer lies in a differential-type configuration where the characteristic of a reference device balances out the offset of the detecting device.

Interdesign's *Application Note* on IC rectifier circuits shows several approaches to this fundamental circuit function. Figure 1 shows the circuit dia-

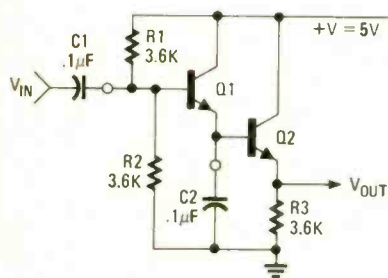


FIG. 1

gram of a peak detector built from two emitter-follower transistors. The advantage to having followers in an IC is that they do not require individual collector isolations. Followers use very little chip area. The base-to-emitter junction of the input follower is analogous to the normal detector diode.

The secret of the circuit is the inconspicuous input coupling capacitor, C1. Because the signal to be detected is not directly coupled to the input transistor, the transistor can be biased into its active

region so it conducts and does not depend on a portion of the input swing to turn the transistor on. Equal-resistance divider R1-R2 drops the supply voltage down to one-half. The Q1 emitter is connected to detector capacitor C2. Positive input-signal swings force the capacitor above its no-signal bias point of $1 V_{be}$ below one-half the supply voltage. When the base of Q1 goes positive, C2 charges quickly because of the relatively low output impedance of the emitter follower. When the input signal swings negative, C2 tends to maintain the voltage on the transistor's emitter, so that the base becomes biased below the emitter, thus cutting off the transistor. There is no capacitor discharge path through Q1, and the voltage charge is lost only through the base current of output follower Q2. Output follower Q2 isolates capacitor C2 from the load so that the output current does not appreciably load the capacitor. Transistor Q2 is also biased-on by the DC bias level of $2 V_{be}$'s below one-half the supply on its emitter, and the 3.6K emitter resistor.

The quick charge and slow discharge rate of capacitor C2 account for the peak detection ability of the circuit. For the values given in Fig. 1, the circuit response is flat from 10 kHz to 100 MHz. Although this particular circuit is biased-on to take care of the junction offsets, it has not been temperature-compensated. Note that the output voltage is two base-to-emitter junctions lower in voltage than the fixed DC bias on the base of Q1. Since silicon diodes have a temperature coefficient of $-2 \text{ mV per } ^\circ\text{C}$, the output

temperature coefficient for this circuit is twice that value, or $-4 \text{ mV per } ^\circ\text{C}$.

Figure 2 shows one type of temperature-compensated detector circuit, in which the input stage is a differential amplifier. The peak-detection capacitor is connected to the base of Q2, the transistor opposite the input terminal. Transistors Q4 and Q5 in the collector circuits of the input pair are a current "mirror." Transistor Q4 is diode-connected, with its

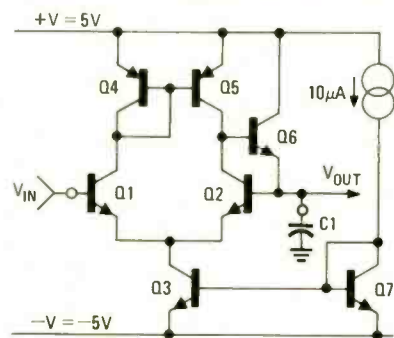


FIG. 2

base and collector tied together (one of the most well-behaved integrated diode schemes). The common-base and emitter connections with Q5 mirror the current in Q4 to Q5. When the input signal swings positive, the current in Q1 increases, increasing the current in Q4 and Q5. Simultaneously, the current in Q2 drops by the same amount relative to the increased current in Q1.

The sum of the currents in differential transistors Q1 and Q2 must be equal to constant-current sink Q3. Therefore, the current output at the junction of the Q2 and Q5 collectors acts as a bidirectional collector that can either supply or source current as conditions demand. Feedback from the Q6 emitter to the base of Q2

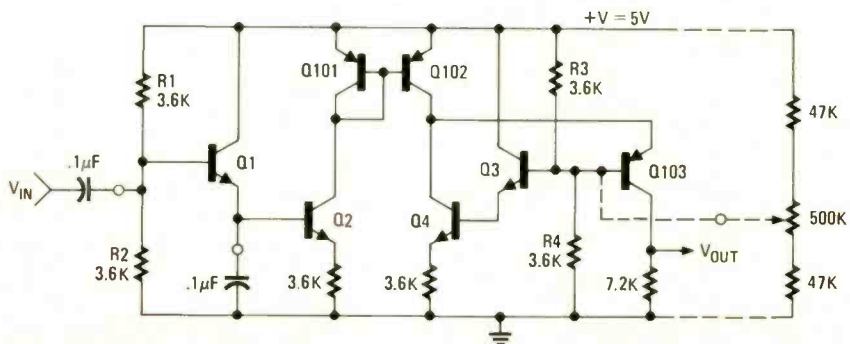


FIG. 3

dictates that the base of Q2 follow the signal on the base of Q1 within the circuit's slew-rate limitations. Current sink Q3 limits the peak current that is available at the base of Q6 and the charging rate of C1.

Emitter follower Q6 has the same desirable characteristic as the detector follower in the previous circuit: It only supplies current and does not sink it, which again helps the circuit perform as a peak detector. When the input terminal swings negative, the feedback tries to make the output follow this swing by turning Q2 on and Q5 off, causing a voltage drop on the Q6 base. However, all this does is turn off Q6, and C1 maintains the voltage just before the negative transition, within the time-constant developed by C1 and the load resistance.

This detector circuit's frequency limitations are due to the response peculiarities of integrated PNP transistors in a technology that favors NPN's. The NPN transistors are vertically layered, but PNP's are constructed horizontally or laterally, which is nonideal. The circuit is good to about 400 kHz.

A way to compensate for the frequency-response limitation is to first directly (without feedback) rectify the signal as shown in Fig. 1; then compensate for the $2 V_{be}$ offset. After detection, the frequency-bandwidth requirement is the narrow frequency range of the detected modulation, which is within the capability of integrated PNP transistors. Another alternative is to build a circuit using only NPN transistors. Usually, this produces a more complex circuit because the functions that are natural for PNP's must be replaced with NPN equivalents.

Figure 3 uses the direct approach. The beginning of the circuit is similar to the circuit shown in Fig. 1, except that Q101 samples the detected output current in Q2, rather than responding to the emitter voltage. This current is mirrored in Q102 and is split between Q4 and Q103. Equal voltages appear on the bases of Q1 and Q3, and this voltage (reduced by a $2 V_{be}$ voltage drop) is on the emitters of Q2 and Q4. The emitter resistors of Q2 and Q4 are identical. Thus for a zero input level, the current in Q4 and Q102 is the same and no current is left for Q103. Common-base output-stage Q103 feeds the 7.2K output resistor.

Positive input swings with respect to the initial bias point increase the current in Q1, Q2, and, in turn, Q101 and Q102. Any increase in Q102's current exceeds the constant-current bias in Q4, so that the excess current must flow through Q103 into the output. In perspective, Q3 and Q4 offset the voltage across the base-to-emitter junctions of Q1 and Q2. As Q1 and Q2's junction voltages change with temperature, so do the Q3 and Q4 junction voltages, thus cancelling the input-device variations within their matching tolerances.

For more details on these and other IC rectifier circuits, write for *Monochip Application Note APN-6* to Interdesign, Box 7065, 1255 Reamwood Avenue, Sunnyvale, CA 94086.

MOS 1024 × 4 static RAM

Motorola's MCM2114 is a completely static 1024 by 4-bit memory that does not need timing strobes, clocks or refreshing. The part is available in four speed ranges: 200 ns, 250 ns, 300 ns and 430 ns. Operated from a 5-volt $\pm 10\%$ supply, the N-channel, silicon-gate device is designed to work in systems where simple interfacing is important. The 18-pin plastic MCM2114 is priced at \$12.25 each in


100 quantities. For information, write Motorola Inc., Integrated Circuit Division, 3501 Ed Bluestone Boulevard, Austin, TX 78721.

PWM voltage regulator

Texas Instruments' TL494 is a power supply control circuit containing a 5-volt regulator, error amplifier, current-limit amplifier, oscillator, dead time control comparator, pulse-steering flip-flop and output control circuitry. The circuit design prevents double-pulsing of either of its two outputs. The common-mode input-voltage range is -0.2 to $V_{cc}-1.5$. The device is suitable for switching regulators and DC-to-AC converters. R-E

NEW FROM LEADER

The 20MHz Dual Trace Scope.



Faster. Brighter. More Versatile. Economical.

Model LBO-508... \$769.95 with accessories

See your distributor or write direct for details.

When Quality Counts...

LEADER
Instruments Corp.

151 Dupont Street, Plainview, N.Y. 11803

(516) 822-9300

Regional offices: Chicago and Los Angeles

CIRCLE 90 ON FREE INFORMATION CARD

service clinic

Cutoff problems are often overlooked when troubleshooting a chassis.

JACK DARR, SERVICE EDITOR

"CUTOFFS" ARE VERY IMPORTANT IN ELECTRONICS, particularly in color TV. A cutoff problem is when an active device in a circuit is biased so far in the wrong direction that it doesn't do anything at all, it just sits there. If you overlook this, things can become very complicated. Unfortunately, this happens all too often.

Fortunately, there are easy tests you can make. Two instruments are needed: A scope to tell you that there is a signal on the input of the stage but none on the output; and a DC voltmeter to measure the voltages of the stage. You can then compare the readings against the ones shown on the schematic. The basic characteristics of a cutoff stage are always the same: the collector voltage is very high and the polarity of the base voltage is in the direction of cutoff (reverse bias for transistors.)

Now, here's the key test. One voltage reading can give you all the above information, the emitter voltage. (The majority of amplifier stages are common-emitter stages, and the return to ground will be through a small emitter resistor.) Since the emitter voltage is *developed* across this resistor by the collector current, the voltage can tell a lot. If the voltage is zero, the transistor isn't conducting at all. This may be because the transistor is open. It's easy to check the transistor with an ohmmeter. Check the resistor also; if it is open, the transistor will not conduct.

If the transistor or resistor don't show any problems, start checking the bias. Trace the circuit back and find out where the bias comes from. There are several ways of obtaining bias, most of them use the voltage drop across resistor networks. Quite a few voltage dividers are used. The resistors must be very close to the rated value. You should also check for shunt paths. The best way is to lift one end of each divider and check it separately.

This troubleshooting approach leads to simple tests for certain stages that have shown difficulties; for instance, TV IF's. Most transistor IF's use three amplifier stages; all are common emitters and most

are NPN's. You can locate a dead IF stage with only three DC voltage readings: Just read the *emitter* voltage on each one. The normal reading will be only 3 to 4 volts; if you find one with zero voltage, there's your answer. If this is one of the first two stages, the malfunction could be due to AGC cutoff. An easy test for this is to override the AGC and observe if a signal comes through. If so, check the AGC.

This technique is used for stages that are not normally cut off. There are other cases where the stage is cut off under certain conditions—color-bandpass amplifiers and squelched audio stages in radios, for example. With no signal input, or a black-and-white signal, the bandpass-amplifier stage has a high cutoff bias on its grid. When a color signal is received, this bias is overridden and it drops to a level that permits amplification. This causes a lot of no-color problems. The bias here comes from the color killer; check it. A bad diode in the killer detector can mess things up very nicely.

Controlled cutoff stages

Now, let's discuss those stages that run at a precisely *controlled* amount of bias—sync separators, AGC, burst gates, etc. In sync separators, the device must be biased to the exact point at which only the upper 10% to 15% of the video signal causes the device to conduct. The video signal has a normal sync/video ratio of 75% video and 25% sync. Only the extreme tips of the horizontal sync pulses pass through. A properly working sync separator chops off the lower parts of the sync pulse, including the color burst! These stages use high-gain amplifier circuits so that the small sync signal is amplified to a level of about 50 volts P-P in tube circuits, and about 25 to 30 volts P-P in solid-state circuits. No video signal can be allowed through. If a video signal does come through, it causes sync problems such as jitter, etc.

Here again, the test for normal operation is easy. Use your scope to check the composite sync output for correct P-P

amplitude. Checking the horizontal sync will show up any trace of video in the sync; look for "wiggling" on the down-sloping parts of the normal sawtooth signal around the AFC circuits. The normal cause of a problem like this is incorrect bias voltages on the sync separator; this is due in most cases to drifting resistors. Leaking capacitors can also cause trouble, of course.

The noise-canceller circuit is a fruitful source of problems, once again due to faulty bias. In normal operations, these circuits are biased so that they are almost cut off. A normal-amplitude video signal sails on through. If a noise pulse appears, this biases the noise canceller to cutoff. Needless to say, if the bias on this stage deviates, it can cause problems. If it drifts in the wrong direction, it can cutoff the sync-separator completely.

These circuits clip off the sync as well as the noise. One popular chassis used a VDR (Voltage Dependent Resistor) from a low B+ voltage to set the bias on the No. 1 grid of a multigrid AGC/sync tube. If the VDR went bad, the bias went way off and so did the sync!

Here again, DC voltage readings are the confirming test for such problems. I receive quite a few letters from readers that include complete lists of DC voltage readings around a given stage. Quite often, one voltage sticks out like a sore thumb because the reading is way off normal. If you make up your own lists, it very often helps you visualize the problem.

Cutoff is a simple problem, but one that is often overlooked when making a diagnosis. If you make it a habit to look for it, it just might make troubleshooting that much quicker. Happy hunting! R-E

service questions


MANY PROBLEMS

I've got lots of problems with a Motorola model TS908. There's no sync, the color sync is bad, the hue control doesn't work right, and the automatic-gain control is not good. I found that I could shunt

continued on page 90

Personal Computers & Microprocessing

Here are two inexpensive programmed learning courses designed to keep you up-to-date in digital electronics.



Design of Digital Systems - six volumes

The products of digital electronics technology will play an important role in your future. Calculators, digital watches and TV games are already commonplace. Now, microprocessors are generating a whole new range of products. Personal computers will be in widespread use very soon. Your TV, telephone and computer will combine to change your children's education, your job—your entire way of life.

WRITTEN BY EXPERTS

These courses were written by experts in electronics and learning systems so that you could teach yourself the theory and application of digital logic. Learning by self-instruction has the advantages of being faster and more thorough than classroom learning. You work at your own pace and respond by answering questions on each new piece of information before proceeding.

After completing these courses you will have broadened your career prospects as well as your understanding of the rapidly changing technological world around you.

The courses are designed as much for the professional engineer as for the amateur enthusiast. You'll learn about microprocessing as well as personal computing — not to mention all the other aspects of digital electronics design.

ADVANCED COURSE DESIGN OF DIGITAL SYSTEMS

Design of Digital Systems is written for the engineer and serious hobbyist who wants to learn more about digital electronics. Its six large-format volumes—each 11¼" x 8¼" are packed with information, diagrams and questions designed to lead you step by step through number systems and Boolean algebra to memories, counters and simple arithmetic circuits, and finally to a complete understanding of the design and operation of microprocessors and computers.

CONTENTS

The contents of Design of Digital Systems include:

Book 1: Octal, hexadecimal and binary number systems; representation of negative numbers; complementary systems; binary multiplication and division.

Book 2: OR and AND functions; logic gates; NOT, exclusive-OR, NAND, NOR and exclusive-NOR functions; multiple input gates; truth tables; DeMorgan's Laws; canonical forms; logic conventions; Karnaugh mapping; three-state and wired logic.

Book 3: Half adders and full adders; subtractors, serial and parallel adders; processors and arithmetic logic units (ALUs); multiplication and division systems.

Book 4: Flip-flops; shift registers; asynchronous counters; ring, Johnson and exclusive-OR feedback counter; random access memories (RAMs); read-only memories (ROMs).

Book 5: Structure of calculators; keyboard encoding; decoding display data; register systems; control unit; program ROM; address decoding; instruction sets; instruction decoding; control program structure.

Book 6: Central processing unit (CPU); memory organization; character representation; program storage; address modes; input/output systems; program interrupts; interrupt priorities; programming; assemblers; executive programs, operating systems, and time-sharing.

BASIC COURSE



Digital Computer Logic & Electronics

CONTENTS

Digital Computer Logic and Electronics is designed for the beginner. No mathematical knowledge other than simple arithmetic is assumed, though you should have an aptitude for logical thought. It consists of 4 volumes—each 11½" x 8¼"—and serves as an introduction to the subject of digital electronics.

Contents include: Binary, octal and decimal number systems; conversion between number systems; AND, OR, NOR and NAND gates and inverters; Boolean algebra and truth tables; DeMorgan's Laws; design of logical circuits using NOR gates; R-S and J-K flip-flops; binary counters, shift registers and half-adders.

NO RISK GUARANTEE

There's absolutely no risk to you. If you're not completely satisfied with your courses, simply return them to GFN within 30 days. We'll send you a prompt, full refund, **Plus return postage.**

TAX DEDUCTIBLE

In most cases, the full cost of GFN's courses can be a tax deductible expense.

HOW TO ORDER

To order by credit card, call GFN's toll-free number — (800)331-1000; or send your check or money order (payable to GFN Industries, Inc.) to the address below.

Prices include overseas surface mail postage. **Air Mail:** additional costs (10 volumes); Caribbean \$10; Europe \$15; Africa, South America \$20; Australia, Asia \$25; or write for exact quote

Write for educational discounts, quantity discounts and dealer costs.

LOW PRICES - SAVE \$5

We ship promptly from stock. There are no extras—we pay all shipping costs; we even pay your sales tax where required. And if you order both courses, you save \$5. Order at no obligation today.

Design of Digital Systems	\$19.95
- 6 volumes		
Digital Computer Logic & Electronics - 4 volumes	\$14.95
Both courses - 10 volumes	\$29.90



GFN Industries, Inc.
Suite 400-R
888 Seventh Ave.
New York
N.Y. 10019

Call TOLL-FREE (800)331-1000
(orders only)

Also available at leading computer stores:
Computer Mart of New York, 118 Madison Ave., New York, NY.
Erie Computer Co., 1253 West 8th St., Erie, PA.
Interactive Computers, 7546½ Dishwood, Houston, TX.
Interactive Computers, 16440 El Camino Real, Houston, TX.
Interactive Computers, 217 W. San Francisco, Santa Fe, NM.
Readout Computer Stores, 6 Winspear Ave., Buffalo, NY.
Imperial Computer Systems, Inc., 2105 23rd Ave., Rockford, IL.
Home Computer Center, 6101 Yonge St., Willowdale, Ontario, Canada
and many others. Ask your dealer.

FREE

World's biggest and best source of top-quality electronic kits!
Look at what's new in our new just-off-the-press catalog!



NEW
ASX-1383
High-Fidelity
Speaker System

Easily one of the finest speaker systems in its price range! Linear Phase design uses stepped speaker components and a 1st order crossover so all frequencies reach your ears at the same time; for a hi-fi improvement you can really HEAR. A special edge-free cabinet and acoustically "invisible" grill cloth provide outstanding dispersion and accurate stereo imaging. Great looks too. Brazilian Rosewood cabinetry adds a look of elegance to any decor.



NEW
CS-2048
Automatic
Cruise Control

Set your desired cruise speed, press the button and that's it — the CS-2048 maintains your car's speed on level roads, up and down hills, around curves, anywhere, automatically. Perfect for long-distance driving. A touch of the brake pedal returns the car to pedal control instantly — an important safety feature. Fits most domestic cars, vans and trucks with open driveshafts.



NEW
GD-1114
FM Wireless
Intercom

Simply plug into AC outlets and use for reliable two-way communications between units on the same AC power line. Has phase-locked loop solid-state circuitry for clean, clear transmission and reception; automatic squelch for quiet operation.



NEW
IT-7410
Logic Probe

Provides performance levels equal to units costing much more. Shows TRUE logic levels at high frequencies, has TWO indicator lights for unambiguous readings. Ideal for quick testing of any TTL or CMOS digital circuits.

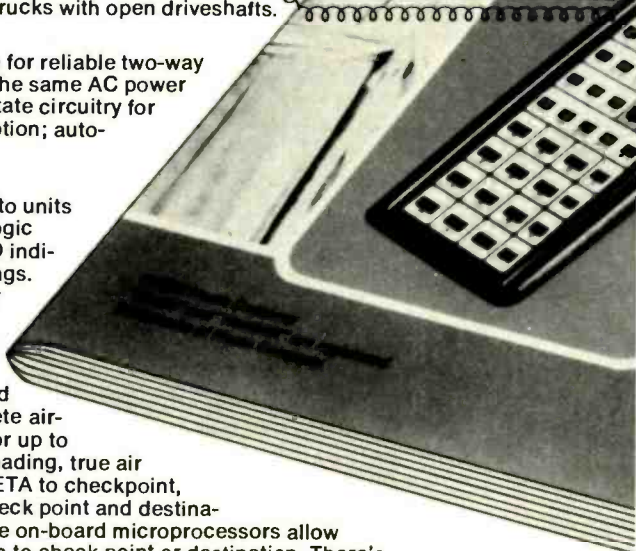


NEW
OC-1401
Aircraft
Navigation
Computer

The world's FIRST hand-held navigation computer with true, on-board computer power — provides complete airport-to-airport flight management for up to 9 flight legs. Computes magnetic heading, true air speed, ground speed, true course, ETA to checkpoint, ETA to destination, clock time to check point and destination. A built-in clock/timer and three on-board microprocessors allow real time display which counts down to check point or destination. There's even a fuel warning indicator. It's the only navigation computer with complete pre-flight, in-flight and navigation functions. Another Heath EXCLUSIVE!

**NO PREVIOUS
EXPERIENCE NECESSARY**

Thousands of people with no electronics experience whatsoever — people who have never handled a soldering iron before — have proved that you can build any Heathkit product you want to — and enjoy every moment of it! Simple step-by-step manuals make it easy as 1-2-3, and every Heathkit product you build will be a source of pride and satisfaction for years to come as you say "I built it myself"!



HEATHKIT ELECTRONIC CENTERS* PROVIDE SALES AND SERVICE



*Units of Schlumberger
Products Corporation.

ARIZONA — Phoenix, 2727 W. Indian School Rd. (602) 279-6247.

CALIFORNIA — Anaheim, 330 E. Ball Rd. (714) 776-9420; El Cerrito, 6000 Potrero Ave. (415) 236-8870; Los Angeles, 2309 S. Flower St. (213) 749-0261; Pomona, 1555 Orange Grove Ave. N. (714) 623-3543; Redwood City, 2001 Middlefield Rd. (415) 365-8155; Sacramento, 1860 Fulton Ave. (916) 486-1575; San Diego (La Mesa), 8363 Center Dr. (714) 461-0110; San Jose (Campbell), 2350 S. Bascom Ave. (408) 377-8920; Woodland Hills, 22504 Ventura Blvd. (213) 882-0531.

COLORADO — Denver, 5940 W. 38th Ave. (303) 422-3408.

CONNECTICUT — Hartford (Avon), 395 W. Main St. (Rte. 44) (203) 678-0323.

FLORIDA — Miami (Hialeah), 4705 W. 16th Ave. (305) 823-2280; Tampa, 4019 West Hillsborough Ave. (813) 886-2541.

GEORGIA — Atlanta, 5285 Roswell Rd. (404) 252-4341.

ILLINOIS — Chicago, 3462-86 W. Devon Ave. (312) 583-3920; Chicago (Downers Grove), 224 Ogden Ave. (312) 852-1304.

INDIANA — Indianapolis, 2112 E. 62nd St. (317) 257-4321.

KANSAS — Kansas City (Mission), 5960 Lamar Ave. (913) 362-4486.

KENTUCKY — Louisville, 12401 Shelbyville Rd. (502) 245-7811.

LOUISIANA — New Orleans (Kenner), 1900 Veterans Memorial Hwy. (504) 722-6321.

MARYLAND — Baltimore, 1713 E. Joppa Rd. (301) 661-4446; Rockville, 5542 Nicholson Lane (301) 881-5420.

MASSACHUSETTS — Boston (Peabody), 242 Andover St. (617) 531-9330; Boston (Wellesley), 165 Worcester Ave. (Rte. 9 just west of Rt. 128) (617) 237-1510.

MICHIGAN — Detroit, 18645 W. Eight Mile Rd. (313) 535-6480; E. Detroit, 18149 E. Eight Mile Rd. (313) 772-0416.

MINNESOTA — Minneapolis (Hopkins), 101 Shady Oak Rd. (612) 938-6371.

MISSOURI — St. Louis (Bridgeton), 3794 McKelvey Rd. (314) 291-1850.

NEBRASKA — Omaha, 9207 Maple St. (402) 391-2071.

NEW JERSEY — Fair Lawn, 35-07 Broadway (Rte. 4) (201) 791-6935; Ocean, 1013 State Hwy. 35 (201) 775-1231.

NEW YORK — Buffalo (Amherst), 3476 Sheridan Dr. (716) 835-3090; Jericho, Long Island, 15 Jericho Turnpike (516) 334-8181; Rochester, 937 Jefferson Rd. (716) 244-5470; White Plains (North White Plains), 7 Reservoir Rd. (914) 761-7690.

If quality...value...and the pride of craftsmanship
 turn you on, get your **NEW HEATHKIT®**
CATALOG!



**DISCOVER THE FUN
 AND SATISFACTION
 OF BUILDING YOUR OWN
 ELECTRONIC PRODUCTS
 FOR HOME, AUTO, SHOP
 AND HOBBY ...**

**SEND FOR YOUR
 FREE HEATHKIT
 CATALOG TODAY!**

COAST-TO-COAST

OHIO - Cincinnati (Woodlawn), 10133 Springfield Pike (513) 771-8850; Cleveland, 5444 Pearl Rd. (216) 886-2590; Columbus, 2500 Morse Rd. (614) 475-7200; Toledo, 48 S. Byrne Rd. (419) 537-1887.
PENNSYLVANIA - Philadelphia, 6318 Roosevelt Blvd. (215) 288-0180; Frazer (Chester Co.), 630 Lancaster Pike (Rt. 30) (215) 647-5555; Pittsburgh, 3482 Wm. Penn Hwy. (412) 824-3564.
RHODE ISLAND - Providence (Warwick), 558 Greenwich Ave. (401) 738-5150.
TEXAS - Dallas, 2715 Ross Ave. (214) 826-4053; Houston, 3705 Westheimer (713) 623-2090.
San Antonio, 7111 Blanco Rd. (512) 341-8876.
VIRGINIA - Alexandria, 6201 Richmond Hwy. (703) 765-5515; Norfolk (Virginia Beach), 1055 Independence Blvd. (804) 480-0997.
WASHINGTON - Seattle, 505 8th Ave. North (206) 682-2172.
WISCONSIN - Milwaukee, 5215 W. Fond du Lac (414) 873-8250.

HEATH Schlumberger	Heath Company, Dept. 020-460 Benton Harbor, Michigan 49022
Please send me my FREE Heathkit Catalog. I am not on your mailing list.	
Name _____	
Address _____	
City _____ State _____	
GX-352 _____ Zip _____	
NOTE: This FREE Catalog Coupon can also be redeemed at any of the Heathkit Electronic Centers* nationwide. (See list at left)	

CIRCLE 100 ON FREE INFORMATION CARD

SERVICE QUESTIONS

continued from page 84

the horizontal hold coil with a 10K resistor, and it tried to lock in. But the vertical sync is still bad. I hope you can help.—A.C., Howard Beach, NY.

I hope I can! When there are so many problems all at once, it's a good idea to look for a *common cause*. The crystal ball says that with this set this could be a problem in the horizontal oscillator. If this is off that badly, all the keying pulses will be off, which can cause all the other symptoms, AGC, color sync, picture sync, etc.

Try replacing C508, .0039 μ F, and C509, .0068 μ F, the tuning capacitors of the Colpitts circuit in the horizontal oscillator. Be sure to use the best capacitors you can find (and for goodness sake don't get 'em in upside down! I can assure you that this doesn't work at all well.)

FLYBACK WANTED

I need a new flyback for a Bradford model WTG-95885. But no one around here seems to know anything about these. The part number is 79D146-3C. Do you know a source?—G. Q., N. Charleston, SC.

Bradford is a name that can be of any make; there are 16 different manufacturers who have built this set! However, the

part number looks familiar. After cross-checking, I found the identical part number under Admiral in my *Thordarson Guide*; they recommend a Thordarson No. FLY-444.

Some time ago, I heard from a company having Bradford parts—The Marcel Companies, 57 Enfield Street, Enfield, CT 06082.

LOSS OF CONTRAST

I've got the same problem in an RCA model CTC-24 and a Zenith model 25NC38. The problem is an intermittent loss of contrast. Contrast control has no effect when it happens.—S. E., Campbell, OH.

In the RCA model CTC-24 check for a possible intermittently open 100- μ F electrolytic capacitor. This capacitor is connected to the slider of the contrast control in the cathode of the video output stage. The original component is a part of a multiple capacitor. When it opens up, we cut it loose and replace it with a 100- μ F, 50-volt tubular-type component connected right to the contrast control. This may be causing the same problem in the Zenith set. It could also be an automatic-gain control problem; clamp the AGC to see if this helps.

PICTURE "SPARKLES"

After replacing the power transformer in this Quasar set with an exact duplicate,

the picture came back. But now the picture has small spots and sparkles all over it! I've checked just about everything except replacing the transformer again! The voltage readings are all within 10% of normal. What is this?—K. M., West Branch, MI.

I asked a friend who works on Quasar sets and he came up with an answer that I should have thought of! Since the chassis was taken out and put back, the chances are that the sparkles on the screen are because one or more of the *ground* contacts to the dag coating of the picture tube are not making proper contact.

SERVICE HINTS

Here are a couple of service hints. In a Panasonic model CT601/602, if the picture looks very sick, there's AGC overload, horizontal tearing, etc., and all of these problems are intermittent, you might think it was a noise-inverter problem. No, it's not. Just replace C403, the AGC filter capacitor.

A Sony model TV920U has vertical sweep. This was due to a break in the ground path at the heat sink for the 2SD29 vertical output. Repairing the break brings the picture back, but now there are white lines extending from top of the screen down. It turned out there was a foldover at the top. Replacing the vertical-output transistor cleared this problem up. R-E

Vector

PLUGBOARDS OFFER MORE...

- Unique time saving bus patterns
- Press-fit wrap-posts & solder terminals
- Many board and contact sizes



- Easy to wire hole and pad patterns
- .042" diameter holes on .1" grid
- P.C. plug or flexcable connections

4493-1 ANY DIP, \$16.95. Accepts all DIPs. Offset power and ground planes. 36/72 contacts. 4.5" x 9.6" (6.5" also available). 22/44 contacts also offered in both sizes.

8804 ANY DIP, \$21.95. Accepts all DIPs. Offset power and ground planes. 50/100 contacts spaced .125". S-100 size.*

4112-5 PAD BOARD, \$12.23. Pad per 3 holes. Ground plane on back-side. 4.5" x 4.5" or 4.5" x 6.5" or 4.5" x 9.6". 22/44 contacts spaced 0.156".

8802-1 PAD BOARD, \$21.95. Pad per 2 holes, each side, peripheral buses. 50/100 contacts spaced at .125". S-100 size.*


8801 PAD BOARD, \$19.95. Pad per each hole, each side, peripheral buses. 50/100 contacts at .125". S-100 size.*

8801-1, \$14.95. No pads — just holes. 50/100 contacts at .125". S-100 size.

*S-100 size is 5.3" high by 10" wide.

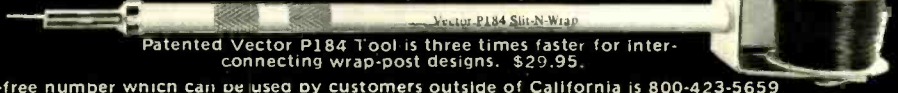
VECTOR ELECTRONIC COMPANY
12460 Gladstone Avenue
Sylmar, California 91342

Phone (213) 365-9661
TWX (910) 496-1539
Send for new data.



FULL LINE OF SUPPORTING PRODUCTS: Card cages and enclosures for all Plugboards, mating receptacles, interconnect products.

Prices subject to change without notice.



Patented Vector P184 Tool is three times faster for interconnecting wrap-post designs. \$29.95.

Our toll-free number which can be used by customers outside of California is 800-423-5659

CIRCLE 33 ON FREE INFORMATION CARD

Measure resistance to $.01\Omega$ at a price that has no resistance at all.



The new B&K-PRECISION Model 2810 may well be the highest resolution $3\frac{1}{2}$ -digit DMM available. It is certainly the lowest cost DMM to provide $.01\Omega$ resolution. With ohms resolution ten times greater than most DMM's, the 2810 allows you to detect shorted windings in coils, transformers or motors.

You'll also be able to accurately check the low contact resistance of switches, relays, breaker points or connectors. Many poor solder connections or PC board imperfections can also be located.

The 2810 is a full-feature DMM providing selectable high-/low-power ohms, auto-zeroing and 100% overrange reading. Twenty-nine ranges provide maximum readings to 1500 volts DC, 2

amps, and 20 megohms. All ranges are fully overload protected. Typical DC accuracy is 0.5% with resolution to $100\mu\text{V}$. And unlike many electronic voltmeters, the 2810 is RFI shielded and can be accurately used in high R-F energy fields.

B&K-PRECISION also has a full complement of optional accessories for the 2810. Accessories include a carrying case, wire tilt stand, AC adapter/charger, high-voltage probe, direct/isolation probe, NiCad batteries and 10-amp current shunt.

At \$130.00, the 2810 is a standout value in today's DMM jungle. Don't resist the temptation... contact your local distributor for immediate delivery.

B&K PRECISION DYNASCAN CORPORATION

6460 West Cortland Street, Chicago, Illinois 60635 • 312/889-9087

In Canada: Atlas Electronics, Ontario

International Sales: Empire Exporters, 270 Newtown Rd., Plainview, LI, N.Y. 11803

CIRCLE 86 ON FREE INFORMATION CARD



PHILIPS

HICKOK



DORIC



Non-Linear Systems



C-Meter: MODEL 130

A precision, autoranging, capacitance meter

Autoranging
10 ranges are automatically selected from full scale values of 200 picofarads to 200,000 microfarads, with a maximum resolution of 0.1 picofarads.

Accurate
The C-meter achieves 0.1% (±1 count) up to 200 microfarads and 1% from 200 microfarads to 200,000 microfarads. It is accurate on all ranges at temperatures from 15° to 35°C. (59° to 95°F).

DORIC **\$325.**

FLUKE DIGITAL MULTIMETERS



- Measures AC/DC Volts, Current and Resistance
- True RMS on all AC Functions
- Diode Test
- In-Circuit Resistance Measurement
- Overload Protection on all Functions
- Functional Self Check

8010A

Model 8010A is a 3 1/2 digit, six-function hand held multimeter with features that qualify it as an excellent field service and troubleshooting instrument. Measurement functions include ac volts, dc volts, ac current, dc current, resistance and diode test. Each function, with the exception of diode test, has five selectable ranges for a total of 20 ranges (one range for diode test).

True RMS conversion techniques offer high accuracy for non-sine and other distorted waveforms. AC coupling protects dc bias during ac voltage measurements. DC coupling is used on the ac current ranges to provide the ac and dc capability necessary for measuring power supply and SCR regulator currents.

In-circuit resistance measurements can be made using the normal resistance ranges. Parallel semiconductor junctions are ignored by impressing less than 200 mV across the unknown resistance.

Range	DC Volt	AC Volt	DC Current	AC Current	Diode	Diode Test
Resolution	0.1/1/10/100	0.2/2/20/200	200/2/20	200/2/20	200/2/20	2000/100
Accuracy	±0.1%	±0.5%	±0.5%	±0.5%	±0.1%	±0.1%

8010A \$239.

- 8020A
- 26 Ranges—5 Functions plus New Conductance Function for up to 10,000 Milliohm Leakage Measurements
- Extensive Overload and Transient Protection
- Rugged Construction—1 Year Warranty
- Hi/Lo Power Ohms for In-circuit Resistance and Diode Testing
- 10 MΩ AC/DC Input Impedance Doesn't Load Circuit
- 200 Hour, 9V-Battery Life—Low Battery Indicator
- Large LCD Readout—2000 Counts
- 1 Year Calibration Cycle—Only 3 Adjustments
- One Hand Operation
- Complete with Battery and Test Leads

The 8020A has been designed with the user in mind and features exclusive one-hand operation for harsh service environments. The 8020A has a ruggedized case and extensive overload/transient protection backed up by a 1-year warranty. Long term stability (1-year calibration cycle) is achieved with only three cal adjustments. Up to 200 hours of continuous operation can be expected from a single 9V alkaline battery.

BASIC SPECIFICATIONS

	DC Volt	AC Volt	DC Current	AC Current	Diode	Conductance
Range	0.2/2/20/200	0.2/2/20/200	200/2/20	200/2/20	200/2/20	200/2/20
Resolution	100 μV	100 μV	1 μA	1 μA	0.1 Ω	0.1 kΩ
Accuracy	±0.2%	±0.75%	±0.75%	±1.5%	±0.2%	±0.3%

8020A \$169.

New Low Distortion Function Generator



MODEL 3010

- Generates sine, square and triangle waveforms
- Variable amplitude and fixed TTL square wave outputs
- 0.1 Hz to 1 MHz sine wave range
- Push button range and function selection
- Typical sine wave distortion under 0.5% from 1.5 kHz to 100 kHz
- Variable DC offset for engineering applications
- VCO external input for sweep-frequency tests

\$144.95

Regular price \$175.



520 MHz Frequency Counter

MODEL 1850

- Up to 520 MHz reading
- Guaranteed—500 MHz typical
- Gate time from 10ms to 10 seconds
- Full period measurement capability
- 50 mV input sensitivity at 500kHz
- Operates from 115 or 233 VAC at 50/60 Hz
- Well protected input circuitry
- Temperature compensated crystal oscillator (TCXO)

\$379.95

Regular price \$450.



MULTIFUNCTION COUNTERS

DISTINCTIVE PERFORMANCE FEATURES YOU CAN USE

The 1910A, 1911A And 1912A Family

Precise, rapid determination of frequency, period and period-average, coupled with totalize capability, represent superior versatility and performance in the Fluke 1910A, 1911A and 1912A multimeters. Here are the features and benefits that distinguish these hard working counters from all others in their price range.

Multifunction

The family does the work of counters costing much more. They measure 250 frequencies to 125 MHz (1910A), 250 MHz (1911A), and 520 MHz (1912A) period of signal frequencies to 2 MHz.

Autorange

Full autoranging is supplemented by selectable four range manual operation. In autorange, the display is automatically fited to a maximum 7 digit readout.

Input Signal Conditioning

All three counters utilize trigger level and attenuator circuits which operate over the dynamic range of the input to permit accurate readings in the presence of noise.

Automatic Clean Dropout

The 1911A and 1912A Channel B input has a circuit which automatically resets the input and gives you instant warning in the form of a zero readout whenever your input signal level falls below the sensitivity threshold of the trigger circuit. When the signal level returns to an acceptable level, the counter locks on for a correct reading. *Always get it reading, see how it's right.*

Sensitivity

A base sensitivity of 15 mV, backed by Fluke's conservative design margin, guarantees you will get reliable, solid readings every time. In practice, a typical sensitivity of 10 mV will be experienced.

Autoset

This automatic feature is activated every time you select a new range or function, which means you never have to wait for a second reading, the first one in the new measurement sequence is always correct. *Autoset saves time and reduces errors.*

SPECIFICATIONS

Input Characteristics

Model	Channel	Operating Range		Sensitivity
		Frequency	Period	
1910A	A	5 Hz - 125 MHz	500 ns - 0.2s - 15 Hz - 2 MHz	15 mV rms, 5 Hz - 100 MHz 25 mV rms, 100 MHz - 125 MHz
		50 MHz - 250 MHz	15 mV rms, 50 MHz - 175 MHz 30 mV rms, 175 MHz - 250 MHz	
1911A	A	5 Hz - 125 MHz	500 ns - 0.2s - 15 Hz - 2 MHz	15 mV rms, 5 Hz - 100 MHz 25 mV rms, 100 MHz - 125 MHz
		50 MHz - 250 MHz	15 mV rms, 50 MHz - 175 MHz 30 mV rms, 175 MHz - 250 MHz	
1912A	A	5 Hz - 125 MHz	500 ns - 0.2s - 15 Hz - 2 MHz	15 mV rms, 5 Hz - 100 MHz 25 mV rms, 100 MHz - 125 MHz
		50 MHz - 520 MHz	25 mV rms, 50 MHz - 520 MHz	

125 MHz	1910A	\$395
250 MHz	1911A	\$495
520 MHz	1912A	\$620



LCR-740

Transistorized LCR Bridge

- Highly accurate 3 digit readout.
- Measures Inductance (L), Capacitance (C) and Resistance (R), within ±0.5% accuracy.
- Range expandable — built-in 10% over range.
- Loss Factor scale (D).
- Battery, or AC adapter operation.

\$279.95

Regular price \$319.

LCG-395

SOLID STATE VIDEO COLOR SIGNAL SOURCE



- Provides staircase, window, convergence and white purity adjustments.
- Multi-purpose applicators for CATV, MATV, CCTV, VTR and NTSC testing.
- Segment display information provides data details for every color check requirement.
- Exclusive convergence check facility gives horizontal and vertical lines and dots within 60% safety margin.
- 5-step staircase signal for checking modulation levels in 20% segments from 0 (black) to 100% (white).
- Window and noiseless white raster position.
- 10 gated rainbows, plus 3 gated color bars, plus overall rainbow pattern.
- Return trace blanking for vertical sync signals.
- 2 switch selectable RF channel frequencies.



\$199.95 **\$299.95**

Regular price

Simpson


BK PRECISION

LEADER

TRIPLETT VIZ formerly nca

DATA PRECISION

Dual-Trace 5" 30MHz Triggered Scope...



MODEL 1474

- 15 MHz response flat within 3dB for all signal levels. Excellent pulse response
- Minimal overshoot and ringing
- 5mV/cm sensitivity useful for solid state work
- Factory set triggering to 27 MHz (20 MHz typical)
- X-Y operation for raster scope measurements
- Bright 8 cm x 10 cm display
- Auto mode triggering provides baseline for recurrent sweep operation
- CHOP or ALTERNATE mode automatically selected as sweep time is changed for speedy set-up
- Algebraic sum and difference capability
- Sufficient input capacity
- Digital logic circuit capability, including CMOS
- Analog or C.A.M and S.S. operation
- TV sync separator built in
- Regulated power supply maintains amplifier gain with changes in line voltage from 105 to 125 volts

\$729.95

BK PRECISION

Probes not included in price

LBO-520 30MHz, Fixed Delay



LEADER Instruments Corp.

- Dual trace, 30MHz bandwidth
- 5mV/cm vertical sensitivity
- Fixed delay facilitates hi-speed readings of the leading edge of a pulse or pulse train
- Add, subtract, alternate selection, chopped and front panel X-Y modes broaden areas of application
- TV-V and TV-H sync. for both CH-1 & 2

\$849.95


Regular price \$999.

Model 517 Dual-Trace 15 MHz Triggered Oscilloscope

HICKOK

\$589.95

Regular price \$695.



- 15 MHz response flat within 3dB for all signal levels. Excellent pulse response
- Minimal overshoot and ringing
- 5mV/cm sensitivity useful for solid state work
- Factory set triggering to 27 MHz (20 MHz typical)
- X-Y operation for raster scope measurements
- Bright 8 cm x 10 cm display
- Auto mode triggering provides baseline for recurrent sweep operation
- CHOP or ALTERNATE mode automatically selected as sweep time is changed for speedy set-up

- Algebraic sum and difference capability
- Sufficient input capacity
- Digital logic circuit capability, including CMOS
- Analog or C.A.M and S.S. operation
- TV sync separator built in
- Regulated power supply maintains amplifier gain with changes in line voltage from 105 to 125 volts

LBO-508 20MHz, Dual Trace

LEADER Instruments Corp.



- Add, subtract modes on CH-1 & CH-2 facilitate easy checkout for simultaneous pulses, signal levels, distortion & noise cancelling
- Front panel X-Y operation useful for phase shift measuring, sweep alignment, vector scope service
- 17.5nSec rise time
- Automatic chop and alternate selection for low and high frequency checks
- Automatic trigger for CH-1 or 2 includes TV sync
- 10mV to 20V/cm vertical sensitivity, 11 steps
- 0.5uS/cm to 200mS/cm sweep speed; 18 steps; X5 magnification


\$614.95

Regular price \$769.

SUPER SPECIALS

Shipping not included in prices Sale ends Dec. 31, 1978

New 15MHz portable 3" dual-trace scope



MODEL 1432

- 15MHz bandwidth with smooth rise and fall, excellent response to transients beyond 20MHz
- 2mV/div. vertical sensitivity
- Operates on 117VAC, 230VAC, 120VDC or optional internal battery pack
- Fully regulated high- and low-voltage supplies
- Horizontal expansion and contraction of Channels 1 and 2 for signals
- Resistor color-coded sweep ranges cover 0.2 microsecond to 1.2 second
- TTL Composite 2-also input
- Compact size, resource only 1.8 x 2.5 x 1.2
- Includes top ultra-body 10-1 drop prices and accessory kit
- Built-in sync separator

\$629.95

Regular price \$780.



5MHz Solid State 3" Oscilloscope

MODEL 1403A

- 5 MHz with high sensitivity
- For production line, assembly, field service work, laboratory
- 0.1 microsecond marker
- Ultra-compact and lightweight
- Use the 1403A to release more space on scopes from mounting applications
- Vertical sensitivity of 10mV/division
- High brightness CRT and contrast-glass probe

\$209.95

Regular price \$250.

3-1/2 Digit DMM with .5% Accuracy



BK PRECISION

MODEL 2810

\$109.95

Regular price \$130.

- 3 1/2 digit easy to read LED display
- 0.5% DC accuracy typical
- 1000 Hz, 8000 cps resolution
- 10 ohm range and control to zero load resistance
- Selectable high impedance mode, 36 four ranges
- Auto zeroing
- Computer overhead protected on all 20 ranges
- 100% average range-to-2000 counts full scale
- Protected against RF interference
- Compact, portable

THE TEST EQUIPMENT SPECIALISTS

TOLL FREE HOT LINE 800-223-0474

54 West 45 Street, New York, N.Y. 10036 212-687-2224

ADVANCE ELECTRONICS

Got Gas Guzzler Gloom?

Try **AUTOCOMP** for quick relief from high fuel costs.

AUTOCOMP is a continuously updating micro-computer which reads **TRUE MPG** while you drive. Additional pushbutton controls also give automatic readouts of Time, Distance, and Fuel Consumption. You can monitor your engine's performance and your vehicle's efficiency. AUTOCOMP will help you save fuel, improve your driving habits, and provide you with valuable time and trip data. Install AUTOCOMP before your next trip and beat high fuel costs!



AUTOMATICALLY DISPLAYS: EXAMPLE

- **FUEL USED** — When the FUEL button is depressed, the display indicates the amount of fuel the vehicle has used since last fill-up, beginning of trip, or last reset (up to 1000 gallons).
- **DISTANCE TRAVELED** — When the DIST button is depressed, the display indicates the distance the vehicle has traveled since the last reset (up to 1000 miles).
- **INSTANT MILES/GALLON** — When the INST MPG button is depressed, the display indicates how many miles per gallon the vehicle is attaining at each moment (up to 200 mpg).
- **AVERAGE MILES/GALLON** — When the AVE MPG button is depressed, the display indicates the average miles per gallon the vehicle has attained since the last reset (up to 200 mpg).
- **CORRECT TIME [clock]** — When the TIME button is depressed, the display indicates the correct time (in hours and minutes). The clock may also be used to display ELAPSED TIME.

09.8

187.2

21.3

19.1

3:45

AUTOCOMP comes with clear illustrated instructions that make it easy for a do-it-yourselfer to install. Equipment supplied includes the Speedsensor which simply screws onto the speedometer cable, and the digital Flow sensor which easily installs onto the fuel line.



SAVE \$10 OFF REGULAR PRICE

Order now using the coupon below and save \$10 off the regular list price of \$129.95. A one year limited warranty is provided.

AUTOCOMP

SpaceKom, Inc.
212 E. Gutierrez St.
Santa Barbara,
CA 93101


Please send me the Owner's Manual for Model 7000A with this order enclosed.
 Vehicle Make/Year
 Dealer's Name
 Catalog No.
 Signature
 Print Name
 Address
 City
 State
 Zip
 Exp. Date
 DB/A
 Waste Charge

CIRCLE 68 ON FREE INFORMATION CARD

new products

More information on new products is available from manufacturers of items identified by a Free Information number. Free Information Card is inside back cover.

FREQUENCY COUNTER designed for communications applications gives readings of 50 to 500 MHz. Features 6-digit LED display with 1-kHz resolution, 50-ohm BNC input, coaxial connector for any 7 to 12 VDC supplies, plus optional acces-



sories. Suggested resale price, \$149.95.—Continental Specialties Corp., 70 Fulton Terrace, New Haven, CT 06509.

CIRCLE 110 ON FREE INFORMATION CARD

PC BOARD EDGE CONNECTORS, Series 1000, come in 10-, 15-, 18- and 22-pin contacts in single-readout format; in 30-, 36- and 44-pin contacts in dual-readouts formats. All connectors have their contacts on .156-inch centers and



accept .062 PC boards. Contacts are made of phosphor bronze with gold finish over nickel; solder eyelet or wire-wrap terminations are offered. Available are .031 X 0.62-inch long .025-inch-square, or .6-mm-square wire-wrap posts. Specifications: Current rating, 3 amp; 330 VDC operating voltage; 5000-megohm resistance; operate to temperature of -55°C to +125°C. Prices: from \$3 to \$5.60.—Injectorall Electronics Corp., 98-100 Glen St., Glen Cove, NY 11542.

CIRCLE 111 ON FREE INFORMATION CARD

AUDIO TEST INSTRUMENT, Sinadder 3, combines several related functions in one unit, making it suitable for both bench and field measurements. Pressing SINAD pushbutton activates automatic distortion meter to measure sensitivity and make rapid alignment; no frequency, null or level adjustments are necessary. An internal 1-kHz tone modulates signal generator or monitors Sinad measurement and alignment. A built-in



loudspeaker is provided for monitoring audio output. The AC voltmeter function provides 9 ranges from 10 mV to 100 volts full-scale. The Sinadder 3 can also be used as an audio signal tracer to monitor phone lines and audio amplifiers, and to troubleshoot audio distortion and defective audio stages. Power requirements: 115-230-volt transformer plus 12-volt plug. Price: \$249.—Helper Instruments Co., Box 3628, Indialantic, FL 32903.

CIRCLE 112 ON FREE INFORMATION CARD

TWO-WAY CABLE SPLITTER, model MPI1003, for indoor/outdoor applications is rated at a 3.5-dB insertion loss over a 5-300-MHz frequency range, with minimum 30-dB isolation and a 20-dB return loss. The model MPI1003 has a zinc die-



cast body with nickel-over-copper plating and fully machined connectors. In quantities of 1 to 99, the cost is \$1.75 each; in quantities of 500, \$1.45 each.—Multi Products International, Box 684, Clifton, NJ 07012.

CIRCLE 113 ON FREE INFORMATION CARD

NEW for Professional Technicians

Forest Belt's TRAINING WORKSHOPS 1978

- THREE-DAY
- INTENSIVE
- UP-TO-DATE
- PERSONAL
- UNIQUE
- Includes lodging
- Breakfasts, lunches, and coffee breaks during WORKSHOPS
- Grand AWARDS BANQUET
- FREE Extra SEMINAR

ADVANCED VIDEO SERVICING


Featuring VCRs, Digital Controls, VIR . . . and much more

Intensive Forest Belt teaching techniques and exclusive, proven training aids bring you right up-to-date in the troubleshooting and repair of today's video equipment for home or industry.

Special emphasis on solid-state and integrated circuits. See new IF and color alignment methods you probably never thought of. Learn about Vertical Interval Reference (VIR) automatic color control in newly introduced TV receivers. Understand digital and solid-state tuning systems. Participate in live equipment demonstrations. Sit in on the industry's first look at practical, **Easi-Way™** repair of video cassette recorders.

DON'T BE LEFT BEHIND in your own industry! Be the one technician in your region who not only keeps up but stays AHEAD of new technology and servicing methods. ENROLL NOW to be sure you do not miss this vital and unique Advanced Video Servicing WORKSHOP.

FREE Price and Profit SEMINAR Tuesday evening.



ADVANCED COMMUNICATIONS SERVICING

Featuring FM Two-Way, PLL, Single Sideband . . . and much more

Here, too, intensive Forest Belt teaching methods and exclusive, tested learning aids assure you up-to-the-minute training troubleshooting and maintaining communications systems.

Special emphasis on solid-state and integrated circuits. Observe professional alignment and tuneup methods. Deal profitably with Business and Land Mobile Radio—and the growing General Mobile Radio on UHF wavelengths. Learn of new developments in Marine and Aircraft Radio. Study the latest phase-locked loops, including their digital programming. Take part in live equipment demonstrations. See **Easi-Way™** techniques applied to communications.

GROW AS A REAL EXPERT in your specialty. Grab this exceptional opportunity to polish up your diagnosis and repair skills. Become familiar with new technology and money-saving instruments. ENROLL NOW in Advanced Communications . . . a giant step beyond our popular CB Servicing WORKSHOPS.

FREE Math and Formulas SEMINAR Tuesday evening.

September
11-13 (Communications)
or 18-20 (Video)

Hospitality Inn East
Interstate 70 at Post Road
Indianapolis, INDIANA

Centrally placed for convenient travel from anywhere in the mainland U.S. Also timed earlier in the year, in case you should not be away from your shop during the pre-Christmas season. You can attend in time to prepare you for the year-end service rush and the new sets being sold.

Comfortable, pleasant accommodations: two people to a room (two beds). Indoor pool. Shopping downtown by freeway. Bring your spouse if you wish, at the nominal No-WORKSHOP fee (she joins the WORKSHOP group for breakfasts and lunches). If you prefer to room with a specific other WORKSHOP attendee, tell us.

Enrollments close August 4, 1978, or when capacity is reached.
Per Workshop **\$495**

November
6-10 (Communications)
or 13-17 (Video)

South Seas Plantation
Captiva Island, FLORIDA
(near Sanibel and Ft. Myers)

For technicians who could use a bit of get-away time as part of this unique training package. Two days of consulting or on-your-own follow each WORKSHOP. Make your own airline reservations, well in advance; but we take care of placing you in our luxury cottage lodging.

Exceptional resort accommodations: four people (two bedrooms, four beds, two baths) or six people (three bedrooms, six beds, three baths) in fancy beach cottages. Bring your spouse, if you wish, at the nominal No-WORKSHOP fee (she joins the WORKSHOP group for breakfasts and lunches). If you prefer to share a room with a specific other WORKSHOP attendee, tell us. Cottages have kitchen facilities. An unusual winter-season bargain.

Enrollments close Sept. 15, 1978, or when capacity is reached.
Per Workshop **\$595**

----- FIRST COME, FIRST SERVED ----- ENROLLMENT DEADLINES ABOVE -----

Yes, enroll me promptly for TRAINING WORKSHOP at right.

- Advanced Communications Servicing
- Advanced Video Servicing

I enclose check or money order for \$_____ U.S. dollars.

- \$495 per WORKSHOP in Indianapolis
- \$595 per WORKSHOP in Florida
- \$175 for spouse
- \$250 for spouse (includes lodging, same meals as for WORKSHOP enrollee)

\$475 for CB Service WORKSHOP (same as 1977, and includes lodging) at Indianapolis August 21-23, 1978. CIRCLE 91 ON FREE INFORMATION CARD

Name _____ Age _____

Company _____


Address _____ Phone _____

City _____ State _____ Zip _____

NOTE: You need 2 years electronics training or experience to gain proper benefit from these Advanced TRAINING WORKSHOPS. NOT FOR BEGINNERS.

Mail to: Forest Belt's TRAINING WORKSHOPS, Box 68120, Indianapolis IN 46268

trigger fast soldering action



WITH

Weller

COMFORT-GRIP GUNS

Dual-action trigger permits instant choice of 2 heats in all Weller's professional quality guns, the most comfortable, best-balanced units... anywhere. Pre-focused light for hard-to-see work areas like TV or under-dash auto service. Premium copper tips get up to temp faster... pre-tinned for instant soldering. Cutting or smoothing tips also, UL-listed and factory pre-tested. Models for any service including solid-state. Guns alone or kits with case, spare tips, and accessories.



Ask your local distributor or write...




The Cooper Group
Electronics Division

WELLER® • WISS® • XCELITE®
P.O. BOX 728, APEX, NORTH CAROLINA 27502, 919/362-7511

CIRCLE 6 ON FREE INFORMATION CARD

computer products


TERMINAL SYSTEM, *Naked Terminal*, functions with a keyboard and monitor. This S-100 board contains a microprocessor with memory and software drivers. Terminal features 24 lines of 80 characters-per-line; switch-selectable, half duplex, full duplex and block modes; and addressable cursor. Switch-selectable features include black-on-white, white-on-black, blinking or non-blinking underline and variable baud rates. No



software is required—DIP switch makes it compatible to existing systems. Optional cable kit is available. Suggested retail prices: *Naked Terminal*, \$350; cable kit, \$15.—**Dynabyte, Inc.**, 4020 Fabian, Palo Alto, CA 94303.

CIRCLE 114 ON FREE INFORMATION CARD


RAM-N-ROM BOARD, model *RNR-100*, comes fully assembled or as a kit. The board is designed to use with the *Prom Setter* PROM programmer, is S-100 bus compatible and accepts the 1702A, 2704, 2708, 2716 (Intel), 2716 (TI), 5204, and 6834 EPROMS's. Sockets for 16 ROM's and 1K of RAM are provided; both ROM and RAM have



separate address-select switches. The ROM is also provided with selection of up to 4 wait states. The board has 7 voltage regulators, 3 dedicated to each group of 8 ROM's and a separate 5-volt regulator is used for all logic states. Provision is made for POWER ON JUMP and RUN operations if desired. The kit includes IC sockets only (no EPROM's), components and manual. Prices: kit, \$117; assembled, \$168.—**Szerlip Enterprises**, 1414 W. 259 St., Harbor City, CA 90710.

CIRCLE 115 ON FREE INFORMATION CARD

CHALLENGER III COMPUTER contains a three-microprocessor CPU board to run 6800, 6502, 8080 and Z-80 software. It comes standard with *OS-65D* disc operating system, and can be used in classrooms, businesses, homes and industries. A 74-megabyte disc option, the *C-D74*, has a 35-ms average access time making it ideal for industrial and business applications. The *C-D74* drive's 10-ms single-track seek achieves a 7.3-megabit-



per-second data transfer rate. Available for advanced users who wish to write multiple programs is a software processor status switch, with a 1-megabyte pager and user-programmable vectors for the 6502 and 6800. A catalog is available for \$1.—**Ohio Scientific**, 11681 Hayden, Hiram, OH 44234.


FLOPPY DISC SYSTEM, *EXP-1* and *EXP-2*, is either a single-drive or dual-drive package containing drives, S-100 controller and power supply. The system uses standard 8-inch diskettes and provides write-protect and indicator light. Double-headed drives to record on both sides of diskettes and optional double-density controller are also available. Drives offer full 265K byte storage in IBM 3740 soft-sectored format. Software options include CP/M, as well as either BASIC, FORTRAN or business and work-processing



packages. Optional I/O drivers make the system SOL-compatible. The *EXP-1* system sells for \$1195; *EXP-2*, \$1895.—**Micromation, Inc.**, 524 Union St., San Francisco, CA 94133.

CIRCLE 116 ON FREE INFORMATION CARD


BASIC INTERPRETER, 4K BASIC with its interrupt control, direct memory read/write, assembly language subroutine and I/O oriented for industrial process-control and monitoring applications. Advanced control structures include FOR...NEXT; IF...THEN...ELSE; and ON...NOW...GOTO/ON...GOSUB. Interpreter resides in RAM or PROM. If program is also stored in PROM, RUN mode is activated, allowing unattended operation in dedicated ap-



plications. 4K BASIC is available on cassette or on a ROM module. The source listing and OEM license are also available. Prices: cassette, \$95; module, \$299; source listing, \$95; OEM license, \$2000.—Wintek Corp., 902 N. 9th St., Lafayette, IN 47904.

CIRCLE 117 ON FREE INFORMATION CARD

COMPUTER, Challenger IIP, designed for beginning hobbyists and businessmen, is self-contained with a full-sized keyboard. 32 X 64-character video display interface and audio cas-



sette interface. Comes with BASIC in ROM and 4K RAM. The unit can be connected to a video monitor or home TV set via an RF modulator (not supplied). The *Challenger II* comes with a case and a 4-slot backplane, and sells for \$598.—Ohio Scientific, 11681 Hayden, Hiram, OH 44234.

CIRCLE 118 ON FREE INFORMATION CARD


I/O WRITER INTERFACE, Typeaway, comes assembled or as a kit, and contains S-100-compatible PC board with solenoid drivers, I/O ports and complete PROM software; cables and connectors to interface a Selectric to an S-100 computer. *Typeaway* can be used with any factory Selectric I/O writer, and control function and code conver-



sions are preprogrammed in firmware. Tested and assembled, *Typeaway* sells for \$350; the kit is \$275.—Micromation, Inc., 524 Union St., San Francisco, CA 94133.

CIRCLE 119 ON FREE INFORMATION CARD

DUAL-DRIVE FLOPPY DISC SYSTEM, model DMAF1, comes assembled or as a kit. Single-density double-sided system uses 8-inch diskettes. Hardware consists of an SS-50 bus (6800); compatible DMA controller with up to 4-drive capability; double-density disc drives; and power supply, control board, fan and cables. Each diskette holds approximately 600K bytes of data. Software is included along with 8K BASIC inter-



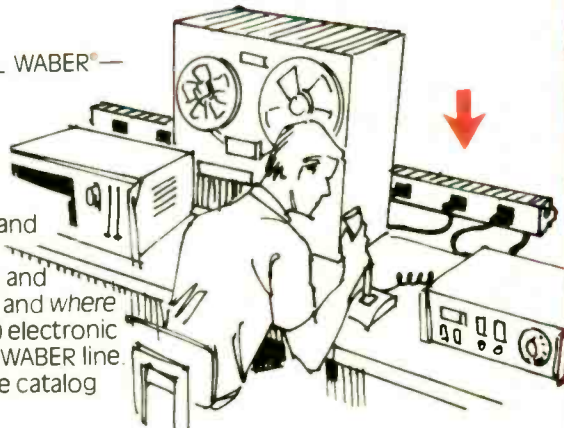
preter with disc-file capability and string functions. Unit comes in aluminum chassis, measures 5 1/2 X 17 1/2 X 20 1/2 inches and weighs 45 lb. Prices: assembled, \$2095; kit, \$2000.—Southwest Technical Products Corp., 219 W. Rhapsody, San Antonio, TX 78216.

CIRCLE 120 ON FREE INFORMATION CARD

Now you can safely plug away without the problems of overload or coming up short.

SGL WABER® MULTIPLE OUTLET STRIPS

You can do it thanks to SGL WABER®—the finest quality multiple outlet strip available! There are 240 versatile models—each unit exceeds National Electrical Code standards and is safety tested. Ideal for organizing your work area and having extra outlets when and where you need them. Over 2000 electronic distributors carry the SGL WABER line. Send for your free 24 page catalog today!



SGL WABER Electric

A division of SGL INDUSTRIES, INC.
Dept. H—300 Harvard Avenue
Westville, New Jersey 08093
(609) 456-5400

SGL Waber...THE POWER SOURCE IN ELECTRICAL OUTLET STRIPS

CIRCLE 37 ON FREE INFORMATION CARD



A fine selection of small tools, measuring instruments, hard-to-find items for shop, home and lab. Convenient one-stop shopping for technicians, engineers, craftsmen, hobbyists. Major credit cards accepted, satisfaction assured. Get your NATCAM catalog today.



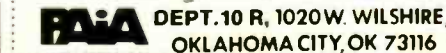
CIRCLE 21 ON FREE INFORMATION CARD



THE RESULT: ORGANTUA

from **PAIA**
FORGET ABOUT THIN-SOUNDING COMBO ORGANS; ORGANTUA HAS: THREE INDIVIDUAL RANKS (EACH WITH 5 POSITION OCTAVE SELECT SWITCHES) FOR A RICH, THICK SOUND.
ORGANTUA REPRESENTS THE FIRST MAJOR ADVANCE IN COMBO ORGANS IN 10 YEARS, SEND FOR OUR INSTRUCTION MANUAL IT TELLS THE FULL STORY.
no.6780 - ORGANTUA KIT - \$279.95
(shipped freight collect)
ALSO AVAILABLE CUSTOM ASSEMBLED

() I'm convinced - Send Organtua Kit (\$279.95 enclosed)
() Send Organtua Instruction Manual (\$5 refundable with kit purchase)
() Send FREE Catalog
name: _____
Address: _____
City: _____ State: _____ Zip: _____



CIRCLE 24 ON FREE INFORMATION CARD

THE COUNTERS YOU REALLY WANT



AT AFFORDABLE PRICES.

A Model for every need.

- MODEL 380.**
1 Hz to 80 MHz, 10 ppm **\$209**
- MODEL 380X.**
1 Hz to 80 MHz, 1ppm **\$269**
- MODEL 385.**
1 Hz to 512 MHz, 10ppm **\$419**
- MODEL 385X.**
1 Hz to 512 MHz, 1ppm **\$499**

Perfect for communications, CB, audio, TV and digital work, servicing and laboratory applications.

All 4 field-proven models feature full 7-digit display with automatic decimal and full autoranging. Our exclusive SPEED READ mode provides fast update (5/sec) time for easy tuning and adjusting.

Handsome, rugged metal case with brushed aluminum panel including all-angle tilt stand. (Low cost rack mounting kits for standard 19" rack also available.) All models come packaged in a plastic carrying case that protects the unit in shipment and in use.

Why settle for less than the best. See these hard-working counters at your distributor now.

If you're outside of Ohio, call us toll free at 800-321-4664 for the name of your nearest Hickok distributor.

HICKOK

the value innovator

INSTRUMENTATION & CONTROLS DIVISION
THE HICKOK ELECTRICAL INSTRUMENT CO.
10514 Dupont Avenue • Cleveland, Ohio 44108
(216) 541-8060 • TWX: 810-421-8286

CIRCLE 83 ON FREE INFORMATION CARD

stereo products

More information on new products is available from manufacturers of items identified by a Free Information number. Free Information Card is inside back cover.

AUTOMOTIVE POWER AMPLIFIERS, models V501, V502, V503, V504 and V505. The model V501 has automatic switching and a 24-watt power output. The model V502 is compatible with 4-speaker matrix systems and has a 48-watt power output. The model V503 features a 4-band graphic equalizer with bracket, time delay, tone defeat and power pushbuttons; it provides less than 1/2% THD and a 72-watt power output. The



model V504 is an amplifier/equalizer combination with power switch, boost/cut bass and treble controls and a 24-watt output. The model V505 (shown) is coupled with a 4-band graphic equalizer; features less than 1% THD, power range push-button and OCL/CTL circuitry. Suggested retail prices: model V501, \$49.95; model V502, \$69.95; model V503, \$179.95; model V504, \$99.95; and model V505, \$139.95.—Craig Corp., 921 West Arteria Blvd., Compton, CA 90220.

CIRCLE 121 ON FREE INFORMATION CARD

AUDIO SUBSONIC FILTER, model 4000, comes as a kit or assembled. It is designed to remove the effects of record warp, tonearm/cartridge resonance, subsonic rumble, etc., that cause high-level distortion in direct-coupled amplifiers. Two filters are housed in a single enclosure for insertion into a stereo system. The filters provide an 18-dB-per-octave rolloff below 20 Hz,



.005% distortion at 1-volt output, and a hum and noise level of -86 dB. The circuitry features a discrete amplifier with full feedback, Class-A operation and self-contained power supply, with an output voltage of 8 volts maximum. Powered from a 117-volt AC line, 240-volt models are also available. The model 4000 measures 6 X 4 1/4 X 2 1/4 inches and weighs 1 1/2 lb. Prices: kit, \$59.95; assembled, \$89.50.—ACE Audio Co., 532 5th St., East Northport, NY 11731.

CIRCLE 122 ON FREE INFORMATION CARD


SOUND-LEVEL METER, Realistic, measures sound and acoustic levels in homes, schools, offices, sound studios and hi-fi installations. Features include a weighting selector for C- or A-weighting; a 60-dB-126-dB range switch; a fast/slow response switch; tripod adapter; and pho-



no-type output jack. The meter provides an accuracy of ± 2 dB at 114 dB, referenced to 0.0002- μ bar, and less than 2% distortion at 1 kHz, 0.5 volt. The meter measures 6 1/4 X 2 1/4 X 1 1/4 inches, weighs 7 1/4 oz and operates on a 9-volt battery. Price: \$39.95.—Radio Shack, 1400 One Tandy Center, Fort Worth, TX 76102.

CIRCLE 123 ON FREE INFORMATION CARD

HI-FI SPEAKER SYSTEM, model S-196, is a three-way bookshelf system featuring a 12-inch-high woofer, a 4 1/2-inch mid-range cone, and a 1-inch dome tweeter. The unit provides a frequency response from 40 Hz to 20 kHz ± 4 dB



and a power-handling capability of 75 watts (can be used safely with amplifier rated at 100 watts-per-channel). The model S-196 measures 24 1/2 X 13 1/4 X 11 inches and weighs 40 lb. Suggested retail price: \$199.95.—H. H. Scott, Inc., 20 Commerce Way, Woburn, MA 01801.

CIRCLE 124 ON FREE INFORMATION CARD



More information on new lit is available from the manufacturers of items identified by a Free Information number. Use the Free Information Card inside the back cover of this issue.

AMATEUR RADIO/SHORTWAVE CATALOG, Tufts Radio Electronics Catalog for 1978-1979, 24-page catalog for radio enthusiasts contains up-to-date information on practically every major brand of amateur radio and shortwave equipment. Includes receivers, transmitters, transceivers, antennas and related items along with prices and specifications.—Tufts Radio Electronics, 209 Mystic Ave., Medford, MA 02155.

CIRCLE 130 ON FREE INFORMATION CARD

BREADBOARDING & TEST EQUIPMENT CATALOG, 12 full-color pages covering a full line of digital design products and test equipment, including breadboards, sockets, logic monitors, frequency counters and logic probes and accessories. Complete technical specifications are given for each product. Handy order form available.—Continental Specialties Corp., 44 Kendall St., New Haven, CT 06509.

CIRCLE 125 ON FREE INFORMATION CARD

TELEVISION TESTER, 6-page, full-color brochure describes the model GTS-10 color-pattern generator that helps you perform routine checks quickly and efficiently. The unit contains a monitor, vector, crystal-controlled RF, 4.5-MHz sound carrier, primary color rasters, 6th bar marker and hatch dot functions. Complete unit specifications included.—American Technology Corp., 225 Main St., Canon City, CO 81212.

CIRCLE 126 ON FREE INFORMATION CARD

CERAMIC FILTER CATALOG, No. 52-07, contains 8 pages of filter specifications for AM, FM, stereo, TV, CB and communications receivers; filters covered are for 455 MHz, 4.5 MHz and 10.7 MHz applications. Brochure contains section on the theoretical analysis of filters, as well as response-curve parameters and a page devoted to test circuits.—Murata Corp. of America, 1148 Franklin Rd., Marietta, GA 30067.


CIRCLE 127 ON FREE INFORMATION CARD

ELECTRONICS CATALOG, 48 pages of items of special interest to hobbyists, schools and business groups. Includes IC's, keyboards, capacitors, hardware, manuals, potentiometers, sockets, tools and many more. Some items available in wholesale lots. Separate price schedule included.—Tri-Tek, Inc., 7808 N. 27th Ave., Phoenix, AZ 85021.

CIRCLE 128 ON FREE INFORMATION CARD

ELECTRONIC COMPONENTS CATALOG contains 144 pages listing and describing hundreds of over-the-counter items (plus prices) such as transistors, diodes, capacitors, TTL IC's, power supplies, data books, computer system supplies (includes the Zilog Z-80 microcomputer board series), and many, many more. An order form is included in the back of the book, which costs \$2.50.—Active Electronic Sales Corp., Box 1035, Framingham, MA 01701. R-E

You Are Not ALONE!



If you think that being in business makes you INDEPENDENT, think again! Consumerists and government agencies are your silent - but greedy - partners; AND THEIR SHARE COMES FIRST; even if you don't make a profit.

WELL, YOU DON'T HAVE TO FACE THEM BY YOURSELF

JOIN NESDA

AND YOUR LOCAL & STATE ASSOCIATIONS

Send for more information to:

NESDA, 1715 Expo Lane
Indianapolis, IN 46224



CIRCLE 54 ON FREE INFORMATION CARD

MATHEMATICS ELECTRONICS ENGINEERING MATHEMATICS ADVANCED MATHEMATICS DIGITAL TECHNOLOGY

These unusual courses are the result of many years of study and thought by the President of Indiana Home Study, who has personally lectured in the classroom to thousands of men, from all walks of life, on mathematics, and electrical and electronic engineering.

You will have to see the lessons to appreciate them!

WE ARE THIS SURE:—you order your lessons on a money-back guarantee.

In plain language, if you aren't satisfied you don't pay, and there are no strings attached.

Write today for more information and your outline of courses.

You have nothing to lose, and everything to gain!

The INDIANA
HOME STUDY INSTITUTE
EASTERN DIVISION
P.O. BOX 1189
PANAMA CITY, FLA 32401

CIRCLE 15 ON FREE INFORMATION CARD


HOLD IT! Anywhere you want it.

PanaVise tilts, turns, rotates. One quick turn of the control knob and you securely position your work exactly where you want it. Holds firmly but gently the most delicate electronic parts and P. C. boards.

Whether you're into building home electronics, trouble shooting, or professional servicing... you'll wonder how you got along without this modestly priced 'extra hand.'

Model 396 Wide Opening PanaVise shown. An ingenious variety of other interchangeable bases, holders and accessories also available. See your electronics distributor, or write for FREE brochure.

PANAVISE® Dept. CE2
5224 Chakemco St., South Gate, CA 90280



CIRCLE 66 ON FREE INFORMATION CARD

FREQUENCY COUNTER

continued from page 73

low as 50 mV and as high as 1 mV. The input is not filtered for noise since the 74C04 gain decreases rapidly above about 2 MHz. You can add a noise filter, if necessary, to the input probe section. All IC stages are direct-coupled, so that the input blocking capacitor in the probe tip determines the low-frequency response. The capacitor is located in the tip so that add-on devices can be direct-coupled to the counters.

When the meter is used as a frequency counter, the input pulses are counted for 1 second in the normal mode or for 0.25 second in the $\times 10$ mode. Because the MC14553B IC only counts to 750 kHz at 5 volts, dual-D flip-flop IC1 is used as a divide-by-4 prescaler in the $\times 10$ range. The input-amplifier output is fed to the prescaler and to AND gate IC1-d. In the normal mode, the gate is on and the input is applied directly to the counter through D5. The divide-by-4 prescaler is disabled by a reset signal that overrides the clock. In the $\times 10$ mode, AND gate IC1-d is off, and the input is divided by IC1 and applied to the counters through D6. Diodes D5 and D6 and resistor R13 form a simple OR gate since there was no room for another IC.

The time interval is generated by a crystal-controlled reference oscillator, in which XTAL1 is a 3.5795-MHz color-TV color-oscillator crystal. The 3.57-MHz frequency is divided by IC8 to produce a 60-Hz output. A trimmer can

can by the two leads that pass through the bottom, as shown in Fig. 3-a. Once the crystal is removed from the case, glue two short plastic "I" sections to the phenolic base with the support wires sandwiched inside the channel (see Fig. 3-b). Glue a

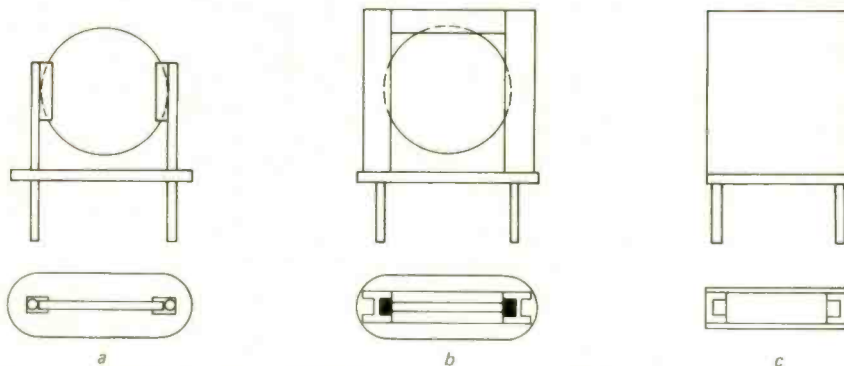


FIG. 3—HOW CRYSTAL CASE IS MODIFIED so the crystal can be fitted inside the probe case. The crystal is fragile. Be careful so you won't damage it.

be added to the oscillator from pin 6 to +5 volts.

(A color-TV crystal usually comes in a large metal crystal can that cannot fit into the meter; therefore, the crystal case must be altered. The crystal should have a phenolic base, not a metal base. Remove the metal case carefully by cutting and peeling it with diagonal cutters. The crystal itself is supported in the center of the

short piece of plastic to the top and then glue two flat covers to the "I" beams and the phenolic base. When the crystal is completely enclosed and protected, file the case so that it is flat and square on all sides, as shown in Fig. 3-c. You can use the ABS plastic known as *PlasTruct* available at most hobby shops in both flat sheets and structural shapes. This plastic material is easy to work with since you

THE END OF THE TOOL BOX.

The tool box is obsolete. It's being replaced by Platt's tool case. Here's why. In a tool box, tools and parts are hard to find. They get lost. Dirty.

With a Platt tool case, that doesn't happen. There's a patented one-piece pallet with pockets for each tool. Tools can be picked out and replaced without searching. Work can be done quickly and efficiently.

Platt's tool case also helps you look more professional. It comes in handsome, lightweight ABS Thermoplastic. Or rich looking vinyl reinforced by ABS Thermoplastic.


What's more, it has a 5 year guarantee.

Contact us for complete information on Platt's full line of tool cases and your nearest distributor.

platt


Pat. No. 3,880,285

Cases for business and industry.
2301 S. Prairie Ave., Chicago, Ill. 60616 (312) 225-6670



CIRCLE 63 ON FREE INFORMATION CARD

TUNERS • MODULES



The next time you need a tuner repaired or module rebuilt:

Remember

FAST SERVICE

Remember


PROFESSIONAL QUALITY

Remember

ONE-YEAR LIMITED WARRANTY

Remember

PTS ELECTRONICS



PTS ELECTRONICS, INC.

SEE THE YELLOW PAGES FOR THE
PTS SERVICENTER LOCATION NEAREST YOU

CIRCLE 64 ON FREE INFORMATION CARD

can cut it either with a razor blade or with scissors. Cutting down the crystal case allows room for two extra IC's on the top of the case—IC1 and IC2. *Caution:* Even in its usual case the crystal is isolated from shocks only by the wire leads. The crystal is very delicate and can crack if it is dropped. For this reason, handle the meter carefully when it is finished.)

The 60-Hz output of IC8 goes to BCD up-counter IC5. One section is used to divide the 60-Hz output by 6. When 6 is reached, IC11-a resets the counter. The output of the divide-by-6 counter then feeds the next BCD counter to produce a 1-second clock period. It is also divided by dual-D flip-flop IC2, to produce a 0.25-second period used by the X10 mode.

The control signals for the counters are generated by IC6, a 10-output decade counter. Each output used performs one function. Output 0 is the start of an operation. When the hold input is high, IC7-b stops the divide-by-6 clock when in the X10 mode and when the 0 state is reached, and IC7-c stops the divide-by-10 clock when in the normal mode and the 0 state. When the hold line is low, a conversion begins on the next clock. Output 1 of IC6 is the count state and lasts for 1 second in the normal mode, or for 0.25 second in the X10 mode. During this

continued on page 103

Part of the money you give the American Cancer Society helps the International Association of Laryngectomies help thousands of people to learn to talk again after their voice boxes have been removed. Give to the American Cancer Society — American Cancer Society

Money Talks

Photo: © 1978 by the American Radio History Co.

INTERNATIONAL FM-2400CH

FREQUENCY METER FOR TESTING MOBILE TRANSMITTERS AND RECEIVERS

• Portable • Solid State • Rechargeable Batteries

The **FM-2400CH** provides an accurate frequency standard for testing and adjustment of mobile transmitters and receivers at predetermined frequencies.

The FM-2400CH with its extended range covers 25 to 1000 MHz.

The frequencies can be those of the radio frequency channels of operation and/or the intermediate frequencies of the receiver between 5 MHz and 40 MHz.

Frequency stability: $\pm .0005\%$ from $+50^\circ$ to $+104^\circ\text{F}$.


Frequency stability with built-in thermometer and temperature corrected charts: $\pm .00025\%$ from $+25^\circ$ to $+125^\circ$ (.000125% special 450 MHz crystals available).

- Tests Predetermined Frequencies 25 to 1000 MHz
- Extended Range Covers 950 MHz Band
- Pin Diode Attenuator for Full Range Coverage as Signal Generator
- Measures FM Deviation

FM-2400CH (meter only) Cat. No. 035320	\$595.00
RF crystals (with temperature correction)	24.90 ea.
RF crystals (less temperature correction)	18.90 ea.
IF crystals	catalog price

Write for catalog

Don't risk a \$20 IC chip
 ...be safe with **RN**
DIP SOCKETS costing pennies!



Don't damage an expensive IC chip with soldering iron heat! Simply solder an R-N DIP socket to your PC board, then insert IC chip into the socket. Changes in your microprocessor system are easy. Just remove the IC chip — and then take the low cost socket off of the board without harming the chip.


ORDER ROBINSON-NUGENT DIP SOCKETS FROM:

DIKI-KEY Corp.

Carries a full line of R-N IC Sockets
 TOLL FREE—1-800-346-5144 In Minnesota—1-218-681-6674

ALLIED Electronics

Specify 906 Series IC Sockets
 TOLL FREE—1-800-433-1570 In Texas—1-800-792-8760



INTERNATIONAL CRYSTAL MFG. CO., INC.
 10 North Lee / Oklahoma City, Okla. 73102

CIRCLE 40 ON FREE INFORMATION CARD


OCTOBER 1978

Put Professional Knowledge and a

COLLEGE DEGREE

in your Electronics Career through

HOME STUDY



Earn Your DEGREE

by correspondence, while continuing your present job. No commuting to class. Study at your own pace. Learn from complete and explicit lesson materials, with additional assistance from our home-study instructors. Advance as fast as you wish, but take all the time you need to master each topic. Profit from, and enjoy, the advantages of directed but self-paced home study.

The Grantham electronics degree program begins with basics, leads first to the A.S.E.T. degree, and then to the B.S.E.E. degree. Our free bulletin gives complete details of the program itself, the degrees awarded, the requirements for each degree, and how to enroll. Write for *Bulletin R-78*.

Grantham College of Engineering
2000 Stoner Avenue
P. O. Box 25992
Los Angeles, CA 90025

Worldwide Career Training thru Home Study
CIRCLE 12 ON FREE INFORMATION CARD

Try this exciting new hobby!

Build your own electronic concert organ. It's easy. No technical knowledge required. Just follow the clearly pictured instructions of the famous Wersi do-it-yourself system. Choose from seven different models. Send \$2.00 (refundable) with coupon for colorful 104 page catalog.

WERSI



Wersi Electronics, Inc.
Dept. 42,
1720 Hempstead Road
Lancaster, PA 17601

Enclosed is \$2.00 for my copy of your 104 page catalog.

Name _____
Address _____
City _____ State _____ Zip _____

RADIO-ELECTRONICS

CIRCLE 34 ON FREE INFORMATION CARD



NOVEMBER 1978

■ Build A Digital Windshield Wiper Delay

Digital circuit provides intermittent windshield wiper operation and is programmed automatically.

■ Build a Video Tank Game

Use your cannon to destroy your opponent first. Complete with cannons, barriers and sound effects.

■ Tape Recording Breakthrough

Complete details on a new metal-particle tape that promises ultra-performance in the near future.

■ Digital Troubleshooting Techniques

How to isolate faults in complex digital circuits and the test equipment needed to make it easier.

PLUS:

* Build A Function Generator, Part 2

* Build A Frequency Counter In A Probe, Part 2

* Digital Circuit Crib Sheets

* Hi-Fi Test Reports

* Hobby Corner

THERM DIGITAL HEAT SENSORS



- * THERM I: 3 digit .3" LED display; 5AA alkaline batteries; 10-12 hour continuous operation; battery eliminator optional.
- * THERM II: 3 digit .5" LCD display, 9v alkaline battery; 200 hour continuous operation.
- * MINI-THERM: plugs directly into DVM for reading on DVM display; 9v alkaline battery; 500 hour continuous operation.

- Rugged, handheld aluminum case.
- Accuracy .2% ± 1 LSD.
- Resolution: 1° F, K, or C.
- Probe: Comes with 5' teflon cable (replaceable)
- Range: -50°C (-58°F) to +150°C (302°F)
- Battery-operated.

(415) 941-2764

P.O. Box 4477 Mtn. View CA 94040



Get the Works, FREE.

"The Complete Bugworks® From simple solderless breadboards to complete design stations, we have the products, instruments and educational materials (like the famous Bugbook® Volumes) that let you understand and design virtually any circuit system. "The Complete Bugworks" will show you the least expensive, most direct route to mastering the world of electronics. Send for your free copy today.



EI® E&I INSTRUMENTS
61 First Street, Derby, Conn. 06418
(203) 735-8774 Telex No. 96 3536

Please shoot me "The Works."

NAME _____

ADDRESS _____

CITY _____

STATE _____

ZIP _____

TM

CIRCLE 52 ON FREE INFORMATION CARD

FREQUENCY COUNTER

continued from page 101

time, the DIS signal of IC13 is low, which enables counters IC10 and IC13. Output 2 of IC6 is the latch state; it lasts for 0.25 second, in any mode. Output 3 is the reset state, and resistor R8 stretches the reset pulse so that the main counters will clear. If the hold line is held low, the conversions will be continuous.

To save on the number of gates used, IC6 is clocked by the 1-second clock at the clock input and is clocked by the 0.25-second clock at the enable input. For the clock input to be active the enable input must be low; for the enable input to be active the clock input must be high. Diode D1 holds the clock input high in the X10 mode, and IC4-c and IC4-d activate the enable input for use as a clock during the X10 mode and during the latch state of the normal mode. Both the X10 input and hold input are buffered to allow touch control operation from the probe section.

You can use IC4-a and IC4-b to disable the control circuitry. A count line and a transfer line are carried to the front socket. A high signal on both lines, with the hold line low, causes the display to act as a counter. The meter can then be used as an event counter.

Integrated circuit IC7, along with diodes D2-D4 and resistors R9-R11 are used to control the decimal point of the display. Only the first three decimal points are used. If no decimal point is lit, the frequency is in Hz. If any decimal point is lit, the frequency is in MHz; thus the first three decimal points allow a 999.999-MHz range. Transistor Q1 is an NPN emitter-follower to match the emitter-followers of IC9 and IC12. It is not critical. Any NPN transistor should work. If any resistor (R9-R11) is grounded, that decimal point will light. The diodes charge the input capacitance when the DS-outputs of IC10 are high. This charge will remain due to the CMOS high-input impedance unless the resistors are grounded. All decimal-point resistors are left floating in the main body of the meter. *continued next month*

"Maybe it will go away."

The five most dangerous words in the English language.

American Cancer Society
We want to cure cancer in your lifetime.

\$UBSCRIBE AND \$AVE!



Get every excitement-packed issue of Radio-Electronics delivered to your door. And save money, too—up to \$9 off newsstand prices! Use the handy coupon and subscribe today!

Mail to: **Radio-Electronics**
SUBSCRIPTION DEPT., P.O. BOX 2520,
BOULDER, COLO. 80323 (please print)

Name		
Address		
City	State	Zip Code

Indicate the offer you prefer:
 1 Year—12 issues **ONLY \$9.98** (You save \$2.02 off newsstand price.)
 2 Years—24 issues **ONLY \$19.00** (Save More! \$5.00 off newsstand price.)
 3 Years—36 issues **ONLY \$27.00** (Save Even More! Save \$9.00 off newsstand price.)

Payment enclosed Bill me
 Check here if this is a new subscription.
 Check here if you are extending or renewing your subscription.

Extra Shipping: Canada \$3.00 per year, all other countries \$5.00 per year. **40K8**

SYSTEM 5000

The New Programmable Clock Kit from Digital Concepts. \$34.95

SYSTEM 5000 is the programmable clock kit that makes kit-building a new experience. The system has been designed to meet a variety of particular requirements and tastes, and programming techniques are used to create a truly individualized timepiece. Numerous functions and features are provided for maximum flexibility and adaptability, and any or all can be used to construct many different types of time-keeping and timing devices.

SYSTEM 5000 is not a simple LED time of day clock, but a full featured digital timing system. Programming is accomplished by connecting the appropriate jumpers and switches to produce the desired system configuration. Complete assembly and programming manuals are included.

SYSTEM 5000 has a fluorescent readout panel with four 0.5" numerals that brighten and dim automatically according to the ambient light. This unique digital display provides optimum readability at all times from almost any viewing angle.

SYSTEM 5000 can be built as a desk clock, alarm clock, calendar clock, or all of these in one full-featured timepiece. The Duplicate Time Register can monitor elapsed time or another Time Zone such as GMT. A ten-minute "10" reminder capability is included for Radio Station use. A Quartz time base is available for high precision, stability and uninterrupted operation. If the AC line should fail, **SYSTEM 5000** can automatically control AC or DC accessories up



to 700 Watts by adding the optional relay. Plug in your radio or stereo to construct a full-function clock radio that puts you to sleep with gentle music and wakes you to music, a tone, or both. The system will also control TV's, small appliances, or other accessories. **SYSTEM 5000** can be used to construct timers for a variety of applications. It is ideal for automatic process timers and controllers in laboratories, workshops, and engineering facilities. **SYSTEM 5000** includes all components, speaker, two time setting switches, and comprehensive instruction and programming manuals. Case & switches for programming additional functions are not included but available as options. **\$34.95**

FEATURES AND SPECIFICATIONS

Timekeeping Functions

- Time of Day Register
- Duplicate Time Register
- True 24 Hour Alarm
- Duplicate 24 Hour Alarm
- 10 Minute Snooze on Alarms
- True Four Year Calendar
- One Hour Down Counter

Display

- Bright 4 Digit Fluorescent Panel
- Automatic Brightness Circuit
- 12 or 24 Hour Display Format
- PM and Power Failure Indication
- 1 Hz Activity Indicator
- Power-On Clear
- Direct Drive Eliminates all RFI

General

- Forward or Reverse Time Setting
- Reset and Count Inhibit Controls
- Seconds Display
- Single 9 Volt Battery Back-up
- 700 Watt Relay Optional
- 50 or 60 Hz, 117Vac, 3 Watts
- 1.5"H. x 4"W. x 4"D.

RELAY OPTION — \$4.00

Includes 700 watt relay and all interface components. Will control AC or DC accessories such as appliances, stereo, etc.

QUARTZ TIME BASE OPTION — \$6.95

Generates precise 60 Hz. Inherent output with exceptional stability, reliability, and accuracy. Direct interface to System 5000 and most other clocks. Includes Quartz Crystal, IC Driver, trimmer, compact G-10 board, all necessary components, instructions, and installation directions.

ORDER THIS EXCITING KIT TODAY AND PUT ELECTRONIC TIMEKEEPING TO WORK FOR YOU! ORDER BY MAIL OR PHONE • COMPANY P.O.'S ACCEPTED!



Send your check or money order today for fast delivery. Add 5% to total order to cover shipping and insurance. N.J. residents must also add 5% sales tax.



digital concepts

Digital Concepts Corporation • 249 Route 46
Saddle Brook, New Jersey 07662 • (201) 845-7101

Accuracy like a VTVM... Convenience like a VOM...

NEW BATTERY-OPERATED FET SOLID-STATE VOLT-OHMMETER #116

Easy-to-build KIT

\$44.78 =116K

Factory-Wired & Tested

\$60.05 =116W



Now you can get all the benefits of a VTVM (laboratory accuracy, stability and wide range) but with its drawbacks gone: no plugging into an AC outlet, no waiting for warm-up, no bulkiness. New Field Effect Transistor (FET) design makes possible low loading, instant-on battery operation and small size. Excellent for both bench and field work.

Compare these valuable features:

- High impedance low loading: 11 meg-ohms input on DC, 1 megohm on AC
- 500-times more sensitive than a standard 20,000 ohms-per-volt VOM
- Wide-range versatility: 4 P-P AC voltage ranges: 0-3.3, 33, 330, 1200V; 4 RMS AC voltage ranges: 1-1.2, 12, 120, 1200V; 4 DC voltage ranges: 1-1.2, 12, 120, 1200V; 4 Resistance ranges: 0-1K, 0-100K, 0-10 meg., 0-1000 meg.; 4DB ranges: -24 to +56DB.

Sensitive easy-to-read 4 1/2" 200 micro-amp meter. Zero center position available. Comprises FET transistor, 4 silicon transistors, 2 diodes. Meter and transistors protected against burnout. Etched panel for durability. High-impact bakelite case with handle useable as instrument stand. Kit has simplified step-by-step assembly instructions. Both kit and factory-wired versions shipped complete with batteries and test leads. 5 1/4" H x 6 3/4" W x 2 7/8" D. 3 lbs.

Send FREE catalog of complete EMC line and name of nearest distributor. RE-10

Name _____
 Address _____
 City _____
 State _____ Zip _____

EMC

ELECTRONIC MEASUREMENTS CORP.
625 Broadway, New York, N.Y. 10012

JENSEN

Tool Kits and Tool Cases



Jensen offers a line of more than 50 standard tool kits and tool cases for field engineers, service technicians, precision mechanics and locksmiths. Or we can custom-design a kit to match your specific needs. Write or call for more information or free catalog.

JENSEN TOOLS & ALLOYS

1230 SOUTH PRIEST DRIVE
TEMPE, ARIZONA 85281
(602) 968-6241

CIRCLE 17 ON FREE INFORMATION CARD

You Can Count On DAVIS!



NEW CTR-2A 500 MHz & 1 GHz COUNTERS

NOW WITH
PERIOD MEASUREMENT (Optional)
AND BUILT-IN PREAMP

- 8 Digit .3" LED Display
- High Stability TCXO Time Base
- Built-in VHF-UHF Prescaler & Preamp
- Period 1us to 1 sec. (optional)
- TCXO Std. ± 2 ppm
- Input Diode Protected
- 12V-DC Operation (optional)
- Oven Crystal $\pm .5$ ppm (optional)
- Selectible Gate Times 1 sec. & 1 sec.

500 MHz kit CTR-2A-500K	\$249.95
500 MHz assembled CTR-2A-500A	349.95
1 GHz kit CTR-2A-1000K	399.95
1 GHz assembled CTR-2A-1000A	549.95

OPTIONS:

(02) Oven Crystal	\$49.95
(03) .43" LED	10.00
(04) 12 V-DC	10.00
(05) 10 sec. Time Base	10.00
(06) Period Option	15.00



DAVIS ELECTRONICS
636 Sheridan Drive
Tonawanda, NY 14150
716/874-5848



CIRCLE 46 ON FREE INFORMATION CARD

MODULAR SYSTEM

continued from page 76

2. **Tubular solderless pins for wire jumpers.** Keystone Electronics Corp., NY, makes these miniature push-in terminals. Each module requires one push terminal for each input or output connection of the particular IC. They require a $\frac{1}{16}$ -inch hole and a hand insertion tool to seat the terminal into the circuit board.

The terminals are sold by various suppliers in lots of a hundred or by the thousand. They are more expensive if bought by the hundred. If a large system is contemplated, buy them by the thousand since they cost about \$13 to \$15 per thousand.

3. **The printed circuit board**—etched and ready for mounting components.

4. **Some foam material, and a good glue.** You can use any type of foam that can be cut to size and glued to the finished module. Check with your electronic supplier; he may provide you with some at a minimum cost. Even a small block of wood could be used, but be sure to provide clearance for the side bus connectors.

Design and construction

It might make sense to purchase one or two IC books presently on the market. These books can help in the individual module designs, and can guide you in testing the completed modules. They also come in handy for checking out special IC's, and give IC pinouts. These books are also the best source for checking out published diagrams before you plan to build.

You will have to decide on the logic family for your system; it could be TTL, CMOS, or even a combination of several logic systems. Incidentally, TTL is the least expensive of the logic families; and don't hesitate to build specialized modules from 7400 NAND gate IC's. You can use the IC *Cookbooks* for these designs. The 7400 NAND gates cost about 15 cents; so special modules using several packages could save you money over a special IC that would cost more. You can learn a lot by using only gates in creating the required logic-function modules for your system.

Figure 1 is the foil pattern of the module. Figures 2 and 3 show two examples of how you can wire a module for a specific IC. Follow the same procedure to make custom modules for any logic IC's. Figure 4 shows the pattern for the larger power module.


A variation of the modules uses RN bus connectors and a somewhat different foil structure. Some readers will prefer one arrangement over another. Both work well—the choice is one that the experi-

Original Japanese parts

AND OTHER SERVICE AIDS

SPECIAL:		NEW ITEMS:	
2SC1306 \$1.90 ea.	BUY 12, GET 1 FREE	2SC1975 2.50	AN7150 3.25
2SC1307 \$2.90 ea.	BUY 12, GET 1 FREE	2SC2029 2.50	M53273 2.00
2SC1239 \$3.00 ea.	BUY 12, GET 1 FREE	2SC2091 1.70	M53274 2.00
(LIMITED TO QUANTITY ON HAND)		2SC2092 3.00	M53393 5.00
		2SC2166 2.50	M51513L 4.00

PLUS MANY MORE AT SIMILAR SAVINGS



NEW

\$24.95

Plus Shipping
Calif. Residents Add 6% Sales Tax



ELCAPACK™

ELECTROLYTIC CAPACITOR PACK

- FIND IT FAST™**
JAPANESE HARDWARE PACK
Stop Looking For Those Hard To Find Screws
- I.S.O. International Standard
 - Screws
 - Nuts
 - "E" Rings
 - Washers
 - Neatly Packed

- Radial Lead
- Neatly Packed
- Hi Usage Assortment
- Average cost less than 15¢ per capacitor
- "Fill Up" of used Caps at 20% off

MANY MORE ITEMS AVAILABLE... TAPE HEAD, L.E.D.'S, F.E.T.'S, INSULATORS AND LAMPS
SAME DAY SHIPMENT ON IN STOCK ITEMS



ORA ELECTRONICS
7235 CANBY AVENUE, DEPT. RE
RESEDA, CA 91335

CALL TOLL FREE:
(800) 423-5336
In Calif. (800) 382-3663
Local (213) 881-0338

CIRCLE 78 ON FREE INFORMATION CARD

KITS

The following are available from Techniques, Inc., 235 Jackson St., Englewood, NJ 07631.

Order No. T100—\$10.00 postage paid; includes four module boards (shown in Fig. 5), 100 Keystone terminal pins plus foam strip. However, the male and female Robinson/Nugent bus connectors are not included in this kit and are not available from this source.

Order No. T125—\$12.50 postage paid; includes four T-108 module boards (shown in Fig. 1), one T-316 large module board (shown in Fig. 4), 100 Keystone terminal pins, single-pin male and female bus connectors and foam strip. The T-108 modules are completely drilled, while the T-316 module is drilled only for the connector hardware and terminal pins.

Also available is a 50-page manual in a loose-leaf binder, providing hook-up instructions for more than 30 digital 7400 TTL IC's. This manual is to be used in conjunction with the T-108 and T-316 modules.

Prices are for US sales only. Foreign orders are additional. New Jersey residents include state and local taxes as applicable.

menter must make. See Fig. 5 for the foil pattern.

Once a module is tested to your specs and proves workable, finish the project by gluing the spacers to the bottom of the board. You can also dress up the module with a little hobby paint, add additional marking, or even use transfer lettering if desired. Just as in an Erector set, you can build up the system in no time. Keep in mind that if you design only one module a week, build only one module a week, in a year's time you will have 52 modules. This is quite a working breadboard system and almost painless in cost.

You should not rush into a complete modular system. Take time to think out what you want in your system. Build the modules, test them, learn from them, and finally you will be constructing complex circuits for many pet projects. It is a spare-time project if done like this, and one you will be proud to have. The building adds to your logic and circuit experience, and in no time you will be constructing modules at your own pace. The PC board construction experience is also a good learning device. You learn from your mistakes.

Types of modules

Here's a list of modules you might want to build. The TTL units are listed first, but if you want to build CMOS units you can find the equivalent IC in your specification data.

1. TTL modules—All the NAND, AND, OR and NOR gates; two-input, four-input IC modules and some 8-input NAND's come in handy. Use the 7400 two-input IC packages to make special modules.

continued on page 106



ELF II by NETRONICS

As featured in POPULAR ELECTRONICS

Shown with optional 4k Memory Board, GIANT BOARD™ & Kluge Board.

HOBBYISTS! ENGINEERS! TECHNICIANS! STUDENTS!

Write and run machine language programs at home, display video graphics on your TV set and design microprocessor circuits—the very first night—even if you've never used a computer before!

ELF II featuring RCA COSMAC microprocessor/minicomputer \$99.95

Stop reading about computers and get your hands on one! With a \$99.95 ELF II and our *Short Course* by Tom Pittman, you master computers in no time at all! ELF II demonstrates all 91 commands an RCA 1802 can execute and the *Short Course* quickly teaches you to use each of the 1802's capabilities. ELF II also displays graphics on any TV set, including an exciting new target/missile gun game! Add-ons are among the most advanced available anywhere. You get massive computing potential. No wonder IEEE chapters, universities and major corporations all use ELF II to train engineers and students! Kit is easily assembled in a single evening and you may still have time to run your first programs before going to bed!

SEND TODAY!

NOW AVAILABLE FOR ELF II—

- Tom Pittman's *Short Course On Microprocessor & Computer Programming* teaches you just about everything there is to know about ELF II or any RCA 1802 computer. Written in non-technical language, it's a learning breakthrough for engineers and laymen alike. \$5.00 postpaid!
- Deluxe metal cabinet with plexiglas dust cover for ELF II. \$29.95 plus \$2.50 p&h.
- ELF II connects to the video input of your TV set. If you prefer to use your antenna terminals, order RF Modulator, \$8.95 postpaid.
- GIANT BOARD™ kit with cassette I/O, RS 232-C/TTY I/O, 8-bit P I/O, decoders for 14 separate I/O instructions, and a system monitor/editor. \$39.95 plus \$2 p&h.
- Kluge (Prototype) Board accepts up to 36 IC's. \$17.00 plus \$1 p&h.
- 4k Static RAM kit. Addressable to any 4k page to 64k. \$89.95 plus \$3 p&h.
- Gold plated 86-pin connectors (one required for each plug-in board). \$5.70 postpaid.
- Professional ASCII Keyboard kit with 128 ASCII upper/lower case set, 96 printable characters, onboard regulator, parity, logic selection and choice of 4 handshaking signals to mate with almost any computer. \$64.95 plus \$2 p&h.

- Deluxe metal cabinet for ASCII Keyboard. \$19.95 plus \$2.50 p&h.
 - ELF II Tiny BASIC on cassette tape. Commands include SAVE, LOAD, GOTO, GOSUB, RETURN, END, REM, CLEAR, LIST, RUN, PLOT, PEEK, POKE. Comes fully documented and includes alphanumeric generator required to display alphanumeric characters directly on your TV screen without additional hardware. Also plays tick-tack-toe plus a drawing game that uses ELF II's hex keypad as a joystick. 4k memory required. \$14.95 postpaid.
 - Tom Pittman's *Short Course on Tiny BASIC* for ELF II. \$5 postpaid.
 - Expansion Power Supply (required when adding 4k RAM). \$34.95 plus \$2 p&h.
 - ELF-BUG™ Deluxe System Monitor on cassette tape. Allows displaying the contents of all registers on your TV at any point in your program. Also displays 24 bytes of memory with full addresses, blinking cursor and auto scrolling. A must for the serious programmer! \$14.95 postpaid.
- Coming Soon: A-D, D-A Converter, Light Pen, Controller Board, Color Graphics & Music System...and more!

Call or write for wired prices!

Netronics R&D Ltd., Dept. RE-10
333 Litchfield Road. Phone
New Milford, CT 06776 (203) 354-9375

Yes! I want to run programs at home and have enclosed: \$99.95 plus \$3 postage & handling for RCA COSMAC ELF II kit.

\$4.95 for power supply (required).
 \$5 for RCA 1802 User's Manual. \$5 for *Short Course on Microprocessor & Computer Programming*.

I want mine wired and tested with power supply, RCA 1802 User's Manual and *Short Course* included for just \$149.95 plus \$3 p&h!

I am also enclosing payment (including postage & handling) for the items checked at the left.

Total Enclosed (Conn. res. add tax) \$ _____ Check here if you are enclosing Money Order or Cashier's Check to expedite shipment.

USE YOUR VISA Master Charge (Interbank # _____)

Account # _____
Signature _____ Exp. Date _____

PHONE ORDERS ACCEPTED (203) 354-9375

Print Name _____

Address _____

City _____

State _____ Zip _____

DEALER INQUIRIES INVITED

CIRCLE 84 ON FREE INFORMATION CARD

If you've dreamed of a SCHOBER ORGAN NOW'S THE TIME TO ACT—PRICES GO UP IN NOVEMBER!

For almost two years we have held the price line on Schober Organ Kits, despite rampant inflation and almost daily cost increases.

Now we must give in and—like everyone else—raise our prices. The increase will be about 15% on everything we offer. Prices will go up on Thursday, November 16th, 1978.

BUT YOU DON'T HAVE TO PAY THOSE INCREASED PRICES—IF YOU ORDER BY NOVEMBER 15TH!

We are placing this special ad to tell you about the price increase *in advance*—far enough in advance to let you *order before the prices go up*.

Announcing a price rise before it happens is highly unconventional—but we think it's only fair. Basic Schober Organ Kits cost \$650 to \$2950, depending on model. Fifteen percent of that is important money. We think you should have the chance to save it.

If you don't have the Schober Lit-

erature Package, or if your price list predates February 1, 1977, write or call us for the latest data. (The Reader Service card may take too long to reach us.) Send \$1 if you'd like our 12" demo record. Read the information carefully. Decide which of the five Schober Organ models you prefer.

Then, as long as your order is post-marked before midnight, Wednesday, November 15th, you need pay only the prices which have been in effect since February 1, 1977.

Schober musical and technical quality is an industry byword. Schober's tradition of support and assistance to customers sets a standard that has never been surpassed. If ever the Schober Organ Kit idea has intrigued you, *now*, before November 15th, is the time to order your kits and begin your own Schober Organ—one of the world's fine musical instruments, the ultimate musical fun machine!

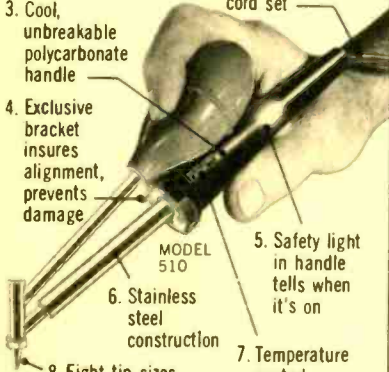
Schober Organ Corp., Dept. RE-179, 43 W. 61st St., New York 10023 • (212) 586-7552

CIRCLE 35 ON FREE INFORMATION CARD

9 reasons why the real pros prefer Endeco desoldering irons



- Operates at 120v, 40w. Idles at 20w for longer tip life
- Flexible, burn resistant Neoprene cord set
- Cool, unbreakable polycarbonate handle
- Exclusive bracket insures alignment, prevents damage
- Safety light in handle tells when it's on
- Stainless steel construction
- Temperature control. Low, high or off.
- Eight tip sizes. Comes with .063 I.D.
- Converts to soldering iron with 1/4" shank type tip



See your distributor or write . . .

Enterprise Development Corp.

5127 E. 65th St. • Indianapolis IN 46220
PHONE (317) 251-1231

CIRCLE 8 ON FREE INFORMATION CARD

Completely factory-assembled and calibrated.



NEW EICO 272 PORTABLE DMM ONLY \$69⁹⁵

Digital accuracy at low cost

No need to guess at readings or use scale multipliers. All readings indicated directly on large, bright, easy-to-read digits at high accuracy of 0.5% on dc volts. Measures dc/ac volts and milliamps as well as kilohms. Has 20 ranges. Polarity indicator, automatic zero, automatic overload indication, fully overload-protected. Readings up to 999 on three 0.3-inch LEDs that can be easily seen even under low-light conditions. Price includes test leads, batteries, and spare fuse.

FREE '78 EICO CATALOG

Check reader service card or send 50¢ for first-class mail. See your local EICO Dealer or call (516) 681-9300, 9:00 a.m.-5:00 p.m. EST. Major credit cards accepted.

EICO 108 New South Rd.
Hicksville, N.Y. 11801

CIRCLE 39 ON FREE INFORMATION CARD

You can use the *Cookbooks* as a guide. Build the Exclusive-OR circuits; exclusive-NOR circuits; or the adder circuits. Why not try some of the control circuits described in the *Cookbook*? Or the one and only one input; or edge-trigger circuits, one module for each type.

2. Try flip-flops; use 7400's to make set and reset units. These can be used with switches to provide bounceless switch circuits for your projects. Build some JK-type flip-flop modules. And how about some D-type clocked flip-flops, 7474's, or even 74175 or 74174 type of IC packages? Cascade the flip-flops to form registers.

3. The counters—decade, divide-by-five, hexadecimal and divide-by-eight. What about divide-by-twelve counters? Build them in pairs and place them onto the larger-size modules, or cascade them.

If you build counters, you might want to build the decoder modules to complement them; also some 7-segment displays to form a three-pair unit. How about a hexadecimal display? Use the HP 9368 IC's for the hexadecimal display using a 7-segment LED to show the numerals 0 to 9 plus ABCDEF letters. This IC is both a latch circuit and an LED decoder circuit.

4. What about timers? Use the 555 or the dual 556.

5. How about one-shots—a 74121 astable or the dual 74123 IC's. Find out about the trigger levels and time sequence of one-shots. This is an area that is required in complex circuits and using the modular system is a painless way to learn how to work with them. Try varying the capacitor and resistor values.

6. What about a series of discrete LED's to indicate signal levels? Try both forms: The LED is on with a positive pulse, the LED is on with negative pulses. Eight LED's make an excellent type of module.

7. Try some shift registers—how they are loaded, why they do what they do. What about walking ring circuits using a shift register? What about the giant 24-pin IC's? You can also try multiplexing and demultiplexing circuits. How can they be controlled? Try data selectors from the *Cookbook*.


8. Why not try building your own ROM with diodes and the 74154 1-of-16 data selector? There are ways to combine these ROM's for complex logic circuits. Build them on a module; you can combine several ROM's for fantastic circuits.

9. Build some modules with discrete components on them, all ready for use—switches, potentiometers, variable capacitors, etc. Try some modules with miniature switches. What about the 74157 type of selector IC? Select one circuit input or another electronically. Build some modules with relays in the 5-volt range. Can you build your own memory type of module? How about some that hold

QUICK CHARGE IRON-QUICK CHANGE TIPS

ISO-TIP® Quick Charge Cordless Soldering Iron recharges in 3-4½ hours. Uses any of Wahl's 16 snap-in tips.

Low voltage, battery powered, ground free isolated tip design.



WAHL CLIPPER CORPORATION
ORIGINATORS OF PRACTICAL CORDLESS SOLDERING.

Sterling, Illinois 61081 (815) 625-6525
"Manufacturing Excellence Since 1919"

CIRCLE 41 ON FREE INFORMATION CARD

smaller discrete components, such as transistor circuits, amplifiers, inverters, etc.? Other suggestions: op-amp modules, a D/A module and an A/D module.

If you feel you have a full setup of modules, why not duplicate them in another logic family? For instance, do CMOS IC's work the same as TTL IC's, and why not? Can TTL and CMOS logic be compatible? The answer is yes, but you will have to find out the ways to make them compatible.

Can you design your own microprocessor using these modular-system circuits? Yes, why not? Choose a microprocessor and connect up the modules. Who knows . . . you may find a simpler method of doing things. The objective of building this system is not to build the modules just for themselves, but to use them in working circuits. Try some games or think up a new logic game, write up the story and submit it for publication.


Some suggestions

First, obtain some logic books and read up on several **Radio-Electronics** projects. Design the project into the various working modules. Build the modules and combine them into the total working prototype. Now draw up the schematic from the prototype. Can you redesign the prototype to fit better onto a finished PC board or a wire-wrap board. Does building the prototype lead to an idea for a different setup or circuit? Why not build the additional modules you need for your idea and rebuild the new prototype circuit?

Try some of your pet ideas in this modular form. It will prove whether the circuit is workable or not. When you have a good collection of modules, try putting them together into a circuit, using a block diagram to set up the circuit. Then set down the schematic. This gives you experience not only in tracing the wires, but in how to read schematics. Use the modules to learn logic circuits and share some of your experiences gained from their use. Have fun. **R-E**



"Yesterday I was told you had finally fixed our set beyond repair and today another service technician confirmed it!"



THE PORTABLE HAND

A holding device usable almost anywhere. All angle ball and joint connections. Steel construction. Replaceable clips — Glueing, Soldering, Jewelry & Modelmaking.

Join clips together for grasping heavy objects.

clips or hooks to any edge

12 inches overall

rust resistant

Patented
Made in U.S.A.

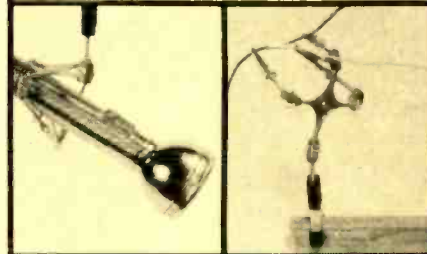
\$9.95

Add 75¢ shipping
Calif. Res. Add 6%

Spyderco

P.O. Box 3517 R

Redding, CA 96001



FREE **SWTP** CATALOG

Audio—Computers
Instruments
Kits & Assembled




Southwest Technical Products Corporation
219 W. RHAPSODY
SAN ANTONIO, TEXAS 78216

CIRCLE 28 ON FREE INFORMATION CARD

This is easy— anyone can solder— WITH KESTER SOLDER

**KESTER
SOLDER**



Handymen! Hobbyists! DO-IT-YOURSELFERS!

Let Kester Solder aid you in your home repairs or hobbies. For that household item that needs repairing — a radio, TV, model train, jewelry, appliances, minor electrical repairs, plumbing, etc. — Save money — repair it yourself. Soldering with Kester is a simple, inexpensive way to permanently join two metals.

When you Solder go "First Class" — use Kester Solder.

For valuable soldering information send self-addressed stamped envelope to Kester for a FREE Copy of "Soldering Simplified".



KESTER SOLDER
Liton 4201 WRIGHTWOOD AVENUE/CHICAGO, ILLINOIS 60639

CIRCLE 57 ON FREE INFORMATION CARD

market center

CLASSIFIED COMMERCIAL RATE (for firms or individuals offering commercial products or services). \$1.50 per word (no charge for zip code) . . . minimum 15 words.

NONCOMMERCIAL RATE (for individuals who want to buy or sell personal items) 85¢ per word . . . no minimum.

ONLY FIRST WORD AND NAME set in bold caps. Additional bold face (not available as all caps) at 10¢ per word. Payment must accompany all ads except those placed by accredited advertising agencies. 5% discount for 6 issues, 10% for 12 issues within one year, if paid in advance. All copy subject to publisher's approval. Advertisements using P.O. Box address will not be accepted until advertiser supplies publisher with permanent address and phone number. Copy to be in our hands on the 26th of the third month preceding the date of the issue (i.e., August issue closes May 26). When normal closing date falls on Saturday, Sunday or a holiday, issue closes on preceding working day.

PLANS & KITS

LINEAR AMPLIFIER: Ham only 2-30 MHz, 100 watt, solid-state. **FREQUENCY COUNTER:** 300 MHz, miniportable/mobile, memory! **VOX-COMPRESSOR:** Splatter-free modulation booster. Construction plans \$3.00 each. All \$7.50! Many others, catalog with order. **PANAXIS PRODUCTIONS**, Box 130-F10, Walnut Creek, CA 94596

SCANNER users—build many useful accessories. Free kit catalog. **CAPRI ELECTRONICS**, Route 1R, Canon, GA 30520

PROJECTION TV . . . Convert your TV to project 7-foot picture. Results equal to \$2,500 projector. Total cost less than \$20.00. Plans & lens \$16.00. Illustrated information free. **MACROCOMG**, Washington Crossing, PA 18977

CONSTRUCTION plans; over 100. From TV to telephone, from broadcasting to computers. Catalog air mailed \$1.00; includes year's subscription to Electronic Newsletter. **DON BRITTON ENTERPRISES**, PO Box G, Waikiki, HI 96815

AMPLIFIER kits: Low TIM, Class A, BI-FET circuitry. Free 60-page manual. **MOONLIGHTER ELECTRONICS**, 117 Inverness, San Francisco, CA 94132

HOBBYIST give your project the professional look. Printed circuit boards from your sketch or artwork. Affordable prices. Also fun kit projects. Rush free details. **DANOCINTHS**, Box 261, Westland, MI 48185

EDUCATION & INSTRUCTION

GRANTHAM's FCC License Study Guide—377 pages, 1465 questions with answers/discussions—covering third, second, first radiotelephone examinations. \$13.45 postpaid. **GSE PUBLICATIONS**, 2000 Stoner, Los Angeles, CA 90025

TELEPHONE bugged? Don't be Watergated! Countermeasures brochure \$1.00. **NEGEYE LABORATORIES**, Box 547-RE, Pennsboro, WV 26415

F.C.C. EXAM MANUAL

PASS FCC EXAMS! Memorize, study—Tests—Answers for FCC 1st and 2nd class Radio-Telephone Licenses. Newly revised multiple choice questions and diagrams cover all areas tested in FCC exams, plus Self-Study Ability Test. \$9.95 postpaid. Money back guarantee.

COMMAND PRODUCTIONS P.O. BOX 26348 E
RADIO ENGINEERING DIV. SAN FRANCISCO, CAL. 94126

UNLOCK your future. Become professional locksmith by spare time homestudy. \$13 in an hour possible. All tools, equipment included. Facts FREE. Send name. **LOCKSMITHING INSTITUTE** (homestudy), Dept. 1339-108, Little Falls, NJ 07424

TAPE RECORDER!

5 TRACK, 4 CASSETTE,
EASILY MODIFIED TO PLAY ONE
RECORD ANOTHER, ALL CONTROL
SIGNALS ON EDGE CONNECTORS!
2000FT 1/4" TAPE/CASSETTE,
PRINTED CIRCUIT MOTORS &
TACH GEN; BALL BEARINGS, TOP
QUALITY MFG! REQUIRES 12 VOLT
5AMP DC; DATA BOOK & 1 CASSETTE
FURNISHED; WT 85 LBS
SHIP'D COD. BOOK \$25, CASSETTE \$25.

\$269.00

STEPPING MOTOR

**15°/STEP, 28VOLT, LEAD
SCREW SHAFT PRECISION BALL
BEARING, 5 LEAD WINDING, \$4.95
WITH FOLLOWER & GUIDE \$9.50
SHAFT .310 DIA 5 1/16 LG 4" WORKING,
MOTOR 1 7/16" DIA 2 1/16" LONG**

NEW CATALOG! PLEASE
SEND SELF ADDRESSED STAMPED
ENVELOPE FOR FREE COPY NOW!

DC MOTORS

**SMALL SIZE 1 5/8" DIA
2 7/16" LG, SHAFT 1/8"
DIA 1/2" LG, PM FIELD, BALL BEARING, 28 VOLT
REMOVED FROM EQUIP. \$6.00 EACH
HITORQUE 3/16" DIA 3 3/4" LG SHAFT, PM FIELD
W/MU-METAL SHIELD, B.B., 28VOLT, EA. \$7.50
MOTOR & TACH GENERATOR, SET \$11.00
TACH GENERATOR 1" DIA 1 3/4" LG, SHAFT 1/8"
DIA 3/8" LONG, PM FIELD, WIRE LEADS, \$5.00
ADD \$3.00 POSTAGE -BALANCE REFUNDED**

CIRCUITBOARD

**WIRE WRAP, GOLD, 8-16PIN
32-14PIN, 8-26 PIN .025 SQ,
MALE RIBBON CONNECTORS,
YOU STRIP, EACH \$10.00**

NEW KLUGE BOARDS! EPOXY-GLASS,
2 SIDE COPPER, 1/16" X 7 1/2" X 10 1/2" DRILLED
FOR 7-16PIN, 28-14PIN, 1-24PIN, & 4-28PIN
SOCKETS, MANY THRU HOLES, EACH \$5.00
NO.2 SAME EXCEPT HAS 13-16PIN, & 36-14PIN
PATTERNS, YOU ETCH. \$7.50 MIN ORDER \$10.00

**J&E ELECTRONICS SALES
PO BOX 4504, FT. WORTH, TX. 76106**

To run your own classified ad, put one word on each of the lines below and send this form along with your check for \$1.50 per word (minimum 15 words) to:

Radio-Electronics, 200 Park Avenue South, N.Y., N.Y. 10003

ORDER FORM

PLEASE INDICATE in which category of classified advertising you wish your ad to appear. For special headings, there is a surcharge of \$10.

() Plans/Kits () Business Opportunities () For Sale
() Education/Instruction () Wanted ()

Special Category: \$10

(PLEASE PRINT EACH WORD SEPARATELY, IN BLOCK LETTERS.)

1	2	3	4	5
6	7	8	9	10
11	12	13	14	15
16	17	18	19	20
21	22	23	24	25
26	27	28	29	30
31	32	33	34	35

Radio Shack: No. 1 Parts Place

Low Prices and New Items Everyday!

Top-quality devices, fully functional, carefully inspected. Guaranteed to meet all specifications, both electrically and mechanically. All are made by well-known American manufacturers, and all have to pass manufacturer's quality control procedures. These are not rejects, not fallouts, not seconds. In fact, there are none better on the market! Always count on Radio Shack for the finest quality electronic parts!

Linear ICs

By National Semiconductor and Motorola — first quality

Type	Cat. No.	ONLY
301CN	276-017	49¢
324N	276-1711	1.49
339N	276-1712	1.49
386CN	276-1731	99¢
555CN	276-1723	79¢
556CN	276-1728	1.39
566CN	276-1724	1.69
567CN	276-1721	1.99
723CN	276-1740	69¢
741CN	276-007	49¢
741H	276-010	49¢
3900N	276-1713	99¢
3909N	276-1705	99¢
3911N	276-1706	1.99
4558CN	276-038	79¢
75491	276-1701	99¢
75492	276-1702	99¢
7805	276-1770	1.29
7812	276-1771	1.29
7815	276-1772	1.29

Computer Chip



8-Bit Data Bus, 16-Bit Address Bus
8080A Microprocessor. 100% prime CPU handles up to 65K bytes memory. 276-2510. Reg. 17.95 12.95

RAM Memory IC



Under 450 nS Access Time

2102 1K Static RAM. Low power version. 16-pin DIP. Buy 8 and save! 276-2501 2.49 Ea. 8/14.95

TTL and CMOS Logic ICs

Full-Spec Devices Direct from Motorola and National Semiconductor



Type	Cat. No.	ONLY
7400	276-1801	35¢
7402	276-1811	39¢
7404	276-1802	35¢
7406	276-1821	48¢
7410	276-1807	39¢
7413	276-1815	79¢
7420	276-1809	39¢
7427	276-1823	49¢
7432	276-1824	49¢
7441	276-1804	99¢
7447	276-1805	99¢
7448	276-1816	99¢
7451	276-1825	39¢
7473	276-1803	49¢
7474	276-1818	49¢
7475	276-1806	79¢
7476	276-1813	59¢
7485	276-1826	1.19
7486	276-1827	49¢
7490	276-1808	79¢
7492	276-1819	69¢
74123	276-1817	99¢
74145	276-1828	1.19
74150	276-1829	1.39
74154	276-1834	1.29
74192	276-1831	1.19
74193	276-1820	1.19
74194	276-1832	1.19
74196	276-1833	1.29
4001	276-2401	49¢
4011	276-2411	49¢
4013	276-2413	89¢
4017	276-2417	1.49
4020	276-2420	1.49
4027	276-2427	89¢
4049	276-2449	69¢
4050	276-2450	69¢
4511	276-2417	1.59
4518	276-2490	1.49


NEW Digital IC Logic Probe

Multi-Logic Family Compatibility from 5-15VDC **24⁹⁵**

Detects one-shot, low-repetition-rate, narrow pulses ordinary scopes miss. Combined level detector, pulse detector and pulse stretcher. Nonsymmetrical duty cycles of less than 30% light Lo-LED: over 70% light Hi-LED. Input impedance: 300K ohms. Overload and reverse-polarity protected. With 36" cables. 22-300 24.95




Wire Wrapping Accessories



IC Socket Wrapping Tool. Strips and wraps 30-gauge wire. 276-1570 5.95
 14-Pin Wire Wrapping Sockets. 276-1993 2/1.29
 16-Pin Wire Wrapping Sockets. 276-1994 2/1.39
 DIP Header. 16 pins. 276-1980 1.29
 50' Rad 30-ga. Kynar® Wire. 278-501 1.99
 50' White 30-ga. Kynar Wire. 278-502 1.99
 50' Blue 30-ga. Kynar Wire. 278-503 1.99

NEW IC Breadboard Sockets



Modular boards snap together and feature standard 0.3" center. Accepts 22 through 30-gauge solid hookup wire.

- ☐ 550 connections in 2 bus strips of 40 tie points each with 47 rows of 5 connected tie points. 2 1/2"x6". 276-174 9.95
- ☐ 270 connections in 2 bus strips of 40 tie points each with 23 rows of 5 connected tie points. 2 1/2"x3 3/4". 276-175 5.95
- ☐ Mini-Socket. 22 rows of 5 tie points each, plus 2 bus strips with 10 connections each. 2 1/2"x1 1/2". 276-176 3.95

Metal Project Cabinets



- Slope Front. Sloping top panel — Ideal for lab projects. 1 1/2" to 2 3/4"x7 1/2"x5 1/2". 270-265 6.99
- Project Cabinet. 20 ga. steel cover with 16 ga. aluminum chassis. 2 7/8"x4 1/2"x6 1/2". 270-268 5.99
- 3 1/2"x7 1/2"x5 1/2". 270-269 7.99

Low-Cost Power Transformers

- Primaries Designed to Operate from 120VAC, 60 Hz
- Solder Lugs for Easy Wiring or PC Board Mounting

Volts	Current	Cat. No.	Each	Volts	Current	Cat. No.	Each
6.3	1.2A	273-050	2.49	6.3 CT	3A	273-1510	3.99
6.3	300 mA	273-1384	1.99	12.6 CT	3A	273-1511	4.69
12	300 mA	273-1385	1.99	25.2 CT	2A	273-1512	4.99
24	300 mA	273-1386	2.49	12	5A	273-1513	8.95
24	1.2A	273-1480	2.99	18 CT*	4A	273-1514	8.95
12.6 CT	1.2A	273-1505	2.89	18 CT*	2A	273-1515	4.99

* Ideal for 5V (using CT) or 12V solid-state regulators

Solar Cell

NEW

2 1/4" Round Silicon Device



High efficiency — provides approximately 0.5 volt at 400 mA. For higher voltage or current outputs use several in series or parallel. 276-121 5.99

Radio Shack Reference Books



- Digital Integrated Circuits. Complete specs, AC test circuits, waveforms. 62-1370 3.95
- Voltage Regulator Handbook. 62-1371 2.95
- Linear Integrated Circuits. Covers op-amps, voltage regulators, more. 62-1372 3.95
- Linear Applications. Fully indexed and cross-referenced. 62-1373 2.95
- Linear Applications, Vol. 2. The latest data sheets, applications. 62-1374 2.95

- CMOS Integrated Circuits. Covers 74C series, CD4000 with data specs. 62-1375 3.95
- Memory Data Book. 62-1376 3.95
- Intel® 8080/8085 Programming Manual. Uses Intel's assembly language. 62-1377 3.95
- Intel Memory Design Handbook. Companion to Data Catalog, below. 62-1378 3.95
- Intel Data Catalog. 928 pages of complete specs on most Intel standard devices. 62-1379 4.95



Electret Mike Element



Condenser mike element for new or replacement use. Built-in FET preamp. 30-15,000 Hz audio response. Requires 2 to 10VDC. 270-092 2.49

Epoxy-Glass Plug-In PC Boards



For 22-pin connectors. 4 1/2"x4 1/2" 1/16" grid. 3 styles available. Standard. 276-155 4.49
 Digital. 276-156 4.49
 Op-Amp. 276-157 4.49
 22-Pin Dual Connector. 276-1551 2.99

8-Rocker DIP Switch

Standard .100x.300" DIP



Designed for easy change of preset logic states in digital circuits. Fits 16-pin IC socket or mounts on PC board. 275-1301 1.99

Test Lead Jumper Cables

Low As **269** Pack

Handy Hookups Easily
 Set of 10 Color-Coded Leads. 14" long with insulated clips. 278-1156 2.69
 8-Pack of 24" Cables. 4 colors. 278-1157 2.99

WHY WAIT FOR MAIL ORDER DELIVERY?
 IN STOCK NOW AT OUR STORE NEAR YOU!

Radio Shack®

A DIVISION OF TANDY CORPORATION • FORT WORTH, TEXAS 76102
 OVER 7000 LOCATIONS IN NINE COUNTRIES

Prices may vary at individual stores and dealers

PARTS PROCUREMENT PROBLEMS?

SOURCE OUR COMPLETE JAPANESE INVENTORY

Why Do People Buy From Fuji-Svea

Just a note to thank you for the prompt delivery of the parts I ordered.
Confederate Elect.
Findlay, OH

It is with great pleasure that I have the opportunity to express our appreciation for the prompt and courteous service your company always gives us. Our orders are always filled promptly, correctly, and arrive in perfect condition. Thanks again.

Soundmaster Electronics
Bethany, OK

It was real nice meeting you people in Las Vegas. We are happy your company is doing so well.

Channel Cat
Midland, TX

I would like to take the time to congratulate you on a job very well done. You not only stock most every transistor & IC, but you give me faster & more courteous service than anyone else. You will enjoy a unique spot in my business by enjoying all my transistor & IC orders. You also show your appreciation for our business by giving us discounts and progratis parts. So in closing I wish to thank you again and look forward to a long and rewarding relationship.

Beitz Electronics
Attica, NY

Thank you for your letter explaining the reason for the delay in filling our order. I would like to express my thanks for your generosity for the extra parts to compensate for the delay. May I also say that I am well satisfied with the way you have taken care of our orders.

Alfa & Central Western
Comm. LTD
Alberta, Canada

Thanks for the fine service and I'm looking forward to doing much business with you in the future. Because I ship pre-paid, your company saves me money because of the high cost of shipping. Put us on your permanent mailing list.

Reese Communications
Marshall, Minnesota

Thanks for your service—it's what keeps us coming back.

Shakespearin's
Sound Service
Holly Hill, FL

Your note on the bottom of your last invoice was the high point of all my business communications. I am writing this to let you know that the personal, human touch really is appreciated and makes a very good impression on your customers. Please don't let any computer take over the job in the future, it sure isn't really a suitable substitute.

AI's TV Service
Portsmouth, NH

We have been very impressed with the professional manner in which your company does business. Please keep up the very efficient reputation you have earned.

Thanks
GTS Electronics
Nashville, TN

FUJI-SVEA ENTERPRISE

a division of Fuji-Svea Incorporated
DEPT. RADIO ELECTRONICS
P.O. BOX 40325
CINCINNATI, OHIO 45240
TELEX-21-4732



UNIVERSITY degrees by mail Bachelors, Masters, Ph'D's... Free revealing details. **COUNSELING**, Box 317-RE-10, Tustlin, CA 92680

BUSINESS OPPORTUNITIES

MECHANICALLY inclined individuals desiring ownership of Small Electronics Manufacturing Business—without investment. Write: **BUSINESSSES**, 92-R, Brighton 11th, Brooklyn, NY 11235

WANTED: Horizontal output transformer Emerson number 738133. **H. L. MOORE**, 3010 Hampton Avenue, Brunswick, GA 31520

CABLE FM station. No experience required, excellent spare-time income, others operate for you. Details free. **BROADCASTING**, Box 130-F10, Walnut Creek, CA 94596

HIGHLY PROFITABLE ONE-MAN ELECTRONIC FACTORY

Investment unnecessary, knowledge not required. Sales handled by professionals. Ideal home business. Write today for facts! **Postcard will do. Barta-RE-J, Box 248, Walnut Creek, CA 94597.**

GOVERNMENT SURPLUS

JEeps — \$59.30! — Cars — \$33.50! — 200,000 items! Government surplus—most comprehensive directory available tells how, where to buy—your area—\$2.00—moneyback guarantee—**GOVERNMENT INFORMATION SERVICES**, Department VA—10, Box 99249, San Francisco, CA 94109

P.O. Box 4430E Santa Clara, CA 95054

For will call only: (408) 988-1640
2322 Walsh Ave.

Quest ELECTRONICS

Same day shipment. First line parts only. Factory tested. Guaranteed money back. Quality IC's and other components at factory prices.

INTEGRATED CIRCUITS

74001TTL	74LS20	J1	LM5401T-15	1.10	CD4053	1.10	CD3401	5.00
74002T	74LS20	J2	LM5401T-24	1.10	CD4053	1.10	CD3401	5.00
74003T	74LS20	J3	LM5401T-33	1.10	CD4053	1.10	CD3401	5.00
74004T	74LS20	J4	LM5401T-42	1.10	CD4053	1.10	CD3401	5.00
74005T	74LS20	J5	LM5401T-51	1.10	CD4053	1.10	CD3401	5.00
74006T	74LS20	J6	LM5401T-60	1.10	CD4053	1.10	CD3401	5.00
74007T	74LS20	J7	LM5401T-69	1.10	CD4053	1.10	CD3401	5.00
74008T	74LS20	J8	LM5401T-78	1.10	CD4053	1.10	CD3401	5.00
74009T	74LS20	J9	LM5401T-87	1.10	CD4053	1.10	CD3401	5.00
74010T	74LS20	J10	LM5401T-96	1.10	CD4053	1.10	CD3401	5.00
74011T	74LS20	J11	LM5401T-105	1.10	CD4053	1.10	CD3401	5.00
74012T	74LS20	J12	LM5401T-114	1.10	CD4053	1.10	CD3401	5.00
74013T	74LS20	J13	LM5401T-123	1.10	CD4053	1.10	CD3401	5.00
74014T	74LS20	J14	LM5401T-132	1.10	CD4053	1.10	CD3401	5.00
74015T	74LS20	J15	LM5401T-141	1.10	CD4053	1.10	CD3401	5.00
74016T	74LS20	J16	LM5401T-150	1.10	CD4053	1.10	CD3401	5.00
74017T	74LS20	J17	LM5401T-159	1.10	CD4053	1.10	CD3401	5.00
74018T	74LS20	J18	LM5401T-168	1.10	CD4053	1.10	CD3401	5.00
74019T	74LS20	J19	LM5401T-177	1.10	CD4053	1.10	CD3401	5.00
74020T	74LS20	J20	LM5401T-186	1.10	CD4053	1.10	CD3401	5.00
74021T	74LS20	J21	LM5401T-195	1.10	CD4053	1.10	CD3401	5.00
74022T	74LS20	J22	LM5401T-204	1.10	CD4053	1.10	CD3401	5.00
74023T	74LS20	J23	LM5401T-213	1.10	CD4053	1.10	CD3401	5.00
74024T	74LS20	J24	LM5401T-222	1.10	CD4053	1.10	CD3401	5.00
74025T	74LS20	J25	LM5401T-231	1.10	CD4053	1.10	CD3401	5.00
74026T	74LS20	J26	LM5401T-240	1.10	CD4053	1.10	CD3401	5.00
74027T	74LS20	J27	LM5401T-249	1.10	CD4053	1.10	CD3401	5.00
74028T	74LS20	J28	LM5401T-258	1.10	CD4053	1.10	CD3401	5.00
74029T	74LS20	J29	LM5401T-267	1.10	CD4053	1.10	CD3401	5.00
74030T	74LS20	J30	LM5401T-276	1.10	CD4053	1.10	CD3401	5.00
74031T	74LS20	J31	LM5401T-285	1.10	CD4053	1.10	CD3401	5.00
74032T	74LS20	J32	LM5401T-294	1.10	CD4053	1.10	CD3401	5.00
74033T	74LS20	J33	LM5401T-303	1.10	CD4053	1.10	CD3401	5.00
74034T	74LS20	J34	LM5401T-312	1.10	CD4053	1.10	CD3401	5.00
74035T	74LS20	J35	LM5401T-321	1.10	CD4053	1.10	CD3401	5.00
74036T	74LS20	J36	LM5401T-330	1.10	CD4053	1.10	CD3401	5.00
74037T	74LS20	J37	LM5401T-339	1.10	CD4053	1.10	CD3401	5.00
74038T	74LS20	J38	LM5401T-348	1.10	CD4053	1.10	CD3401	5.00
74039T	74LS20	J39	LM5401T-357	1.10	CD4053	1.10	CD3401	5.00
74040T	74LS20	J40	LM5401T-366	1.10	CD4053	1.10	CD3401	5.00
74041T	74LS20	J41	LM5401T-375	1.10	CD4053	1.10	CD3401	5.00
74042T	74LS20	J42	LM5401T-384	1.10	CD4053	1.10	CD3401	5.00
74043T	74LS20	J43	LM5401T-393	1.10	CD4053	1.10	CD3401	5.00
74044T	74LS20	J44	LM5401T-402	1.10	CD4053	1.10	CD3401	5.00
74045T	74LS20	J45	LM5401T-411	1.10	CD4053	1.10	CD3401	5.00
74046T	74LS20	J46	LM5401T-420	1.10	CD4053	1.10	CD3401	5.00
74047T	74LS20	J47	LM5401T-429	1.10	CD4053	1.10	CD3401	5.00
74048T	74LS20	J48	LM5401T-438	1.10	CD4053	1.10	CD3401	5.00
74049T	74LS20	J49	LM5401T-447	1.10	CD4053	1.10	CD3401	5.00
74050T	74LS20	J50	LM5401T-456	1.10	CD4053	1.10	CD3401	5.00
74051T	74LS20	J51	LM5401T-465	1.10	CD4053	1.10	CD3401	5.00
74052T	74LS20	J52	LM5401T-474	1.10	CD4053	1.10	CD3401	5.00
74053T	74LS20	J53	LM5401T-483	1.10	CD4053	1.10	CD3401	5.00
74054T	74LS20	J54	LM5401T-492	1.10	CD4053	1.10	CD3401	5.00
74055T	74LS20	J55	LM5401T-501	1.10	CD4053	1.10	CD3401	5.00
74056T	74LS20	J56	LM5401T-510	1.10	CD4053	1.10	CD3401	5.00
74057T	74LS20	J57	LM5401T-519	1.10	CD4053	1.10	CD3401	5.00
74058T	74LS20	J58	LM5401T-528	1.10	CD4053	1.10	CD3401	5.00
74059T	74LS20	J59	LM5401T-537	1.10	CD4053	1.10	CD3401	5.00
74060T	74LS20	J60	LM5401T-546	1.10	CD4053	1.10	CD3401	5.00
74061T	74LS20	J61	LM5401T-555	1.10	CD4053	1.10	CD3401	5.00
74062T	74LS20	J62	LM5401T-564	1.10	CD4053	1.10	CD3401	5.00
74063T	74LS20	J63	LM5401T-573	1.10	CD4053	1.10	CD3401	5.00
74064T	74LS20	J64	LM5401T-582	1.10	CD4053	1.10	CD3401	5.00
74065T	74LS20	J65	LM5401T-591	1.10	CD4053	1.10	CD3401	5.00
74066T	74LS20	J66	LM5401T-600	1.10	CD4053	1.10	CD3401	5.00
74067T	74LS20	J67	LM5401T-609	1.10	CD4053	1.10	CD3401	5.00
74068T	74LS20	J68	LM5401T-618	1.10	CD4053	1.10	CD3401	5.00
74069T	74LS20	J69	LM5401T-627	1.10	CD4053	1.10	CD3401	5.00
74070T	74LS20	J70	LM5401T-636	1.10	CD4053	1.10	CD3401	5.00
74071T	74LS20	J71	LM5401T-645	1.10	CD4053	1.10	CD3401	5.00
74072T	74LS20	J72	LM5401T-654	1.10	CD4053	1.10	CD3401	5.00
74073T	74LS20	J73	LM5401T-663	1.10	CD4053	1.10	CD3401	5.00
74074T	74LS20	J74	LM5401T-672	1.10	CD4053	1.10	CD3401	5.00
74075T	74LS20	J75	LM5401T-681	1.10	CD4053	1.10	CD3401	5.00
74076T	74LS20	J76	LM5401T-690	1.10	CD4053	1.10	CD3401	5.00
74077T	74LS20	J77	LM5401T-699	1.10	CD4053	1.10	CD3401	5.00
74078T	74LS20	J78	LM5401T-708	1.10	CD4053	1.10	CD3401	5.00
74079T	74LS20	J79	LM5401T-717	1.10	CD4053	1.10	CD3401	5.00
74080T	74LS20	J80	LM5401T-726	1.10	CD4053	1.10	CD3401	5.00
74081T	74LS20	J81	LM5401T-735	1.10	CD4053	1.10	CD3401	5.00
74082T	74LS20	J82	LM5401T-744	1.10	CD4053	1.10	CD3401	5.00
74083T	74LS20	J83	LM5401T-753	1.10	CD4053	1.10	CD3401	5.00
74084T	74LS20	J84	LM5401T-762	1.10	CD4053	1.10	CD3401	5.00
74085T	74LS20	J85	LM5401T-771	1.10	CD4053	1.10	CD3401	5.00
74086T	74LS20	J86	LM5401T-780	1.10	CD4053	1.10	CD3401	5.00
74087T	74LS20	J87	LM5401T-789	1.10	CD4053	1.10	CD3401	5.00
74088T	74LS20	J88	LM5401T-798	1.10	CD4053	1.10	CD3401	5.00
74089T	74LS20	J89	LM5401T-807	1.10	CD4053	1.10	CD3401	5.00
74090T	74LS20	J90	LM5401T-816	1.10	CD4053	1.10	CD3401	5.00
74091T	74LS20	J91	LM5401T-825	1.10	CD4053	1.10	CD3401	5.00
74092T	74LS20	J92	LM5401T-834	1.10	CD4053	1.10	CD3401	5.00
74093T	74LS20	J93	LM5401T-843	1.10	CD4053	1.10	CD3401	5.00
74094T	74LS20	J94	LM5401T-852	1.10	CD4053	1.10	CD3401	5.00
74095T	74LS20	J95	LM5401T-861	1.10	CD4053	1.10	CD3401	5.00
74096T	74LS20	J96	LM5401T-870	1.10	CD4053	1.10	CD3401	5.00
74097T	74LS20	J97	LM5401T-879	1.10	CD4053	1.10	CD3401	5.00
74098T	74LS20	J98	LM5401T-888	1.10	CD4053	1.10	CD3401	5.00
74099T	74LS20	J99	LM5401T-897	1.10	CD4053	1.10	CD3401	5.00
74100T	74LS20	J100	LM5401T-906	1.10	CD4053	1.10	CD3401	5.00

CD4051	2.14	214	0.30
CD4052	2.15	215	0.30
CD4053	2.16	216	0.30
CD4054	2.17	217	0.30
CD4055	2.18	218	0.30
CD4056	2.19	219	0.30
CD4057	2.20	220	0.30
CD4058	2.21	221	0.30
CD4059	2.22	222	0.30
CD4060	2.23	223	0.30
CD4061	2.24	224	0.30
CD4062	2.25	225	0.30
CD4063	2.26	226	0.30
CD4064	2.27	227	0.30
CD4065	2.28	228	0.30
CD4066	2.29	229	

WE'RE FIGHTING BACK INFLATION WITH THIS EXCLUSIVE 1¢ SALE
BUY 1 AT SALE PRICE, GET 2ND FOR 1¢ MORE!!!

ORDERING INSTRUCTIONS:
When ordering, always use catalog number, type no., the name of the magazine you are ordering from and the month.



LED WATCH GUTS
\$1.95 2 for **\$1.96**

Factory "lay-rounds" Do they work? Who knows! A micro digital technicians bonanza. The complete guts are there, with black plastic case and leatherette band. 5 functions. HOURS, MINUTES, SECONDS, MONTH, and DATE. Sorry, no specs. WL 2oz. Cat. No. 8287

leatherette band 5 functions. HOURS, MINUTES, SECONDS, MONTH, and DATE. Sorry, no specs. WL 2oz. Cat. No. 8287

SALE

7-SEGMENT READOUTS

- 3 1/2 DIGIT LCD WRISTWATCH DISPLAY (# 3660)..... 3 for \$1.18
- SPERRY FLAT MIXIES, orange, 3", dual dig (# 5014)..... 3 for 1.18
- SPERRY FLAT MIXIES, orange, 3", 1 1/2 dig (# 5015)..... 3 for 1.18
- MAN-3 BUBBLE READOUT, 1 1/2" red, com. cath. (# 1330)..... 6 for 1.00
- MAN-4 READOUTS, bubble, red, com. anode, 1 1/2" (# 3538)..... 2 for 1.00
- FND 10 BLOCK READOUT, 1 1/2" com cathode (# 2082)..... 2 for 1.18
- 8 DIGIT READOUT, 1 1/2" com cathode, red (# 5190)..... 1 for 1.95
- FND-503, .8" red, com cathode, 7 seg. (# 2948)..... 1.50
- FND-500, .5" red, com anode, 7 seg. (# 2950)..... 1.50
- FND-800, .8" red, common anode, (# 3030)..... 3.95
- FND-803, .8" red, common cathode, (# 3327)..... 3.95

ONE CENT SALE

- 6 for \$1.20
- 6 for 1.20
- 6 for 1.20
- 12 for 1.01
- 4 for 1.01
- 4 for 1.01
- 2 for 1.06
- 2 for 1.51
- 2 for 1.51
- 2 for 3.96

AMPLIFIERS!

- 9 WATTS ON A CHIP, Toshiba TA7205 (# 5057)..... 4.95
- 3 WATTS ON A CHIP, G-E PA 293 (# 1822)..... 1.50
- 1-10 WATT STEREO AMPLIFIER, P.A. Hi-Fi, mobile, 12V (# 5324)..... 8.99

IC SOCKETS!

- 8 PIN MINI-DIP (# 2123)..... 4 for \$1.19
- 14-PIN DIP (# 1308)..... 3 for 1.19
- 16-PIN DIP (# 1309)..... 3 for 1.19
- 18-PIN DIP (# 1378)..... 6 for 1.19
- 24-PIN MSI/DIP (# 3888)..... 2 for 1.19
- 28-PIN MSI/DIP (# 3887)..... 2 for 1.19

DIP SWITCHES!

- 2 SWITCHES ON A DIP (# 3668)..... 7 for \$1.78
- 3 SWITCHES ON A DIP (# 3871)..... 1 for 1.30
- 4 SWITCHES ON A DIP (# 3871)..... 1 for 1.30
- 8 SWITCHES ON A DIP (# 8160)..... 2 for 2.61

"TIE-PIN" TYPE CONDENSER MIKE
4.95 2 for **\$4.96**

It's a little giant in sound quality. Metal enclosed, built in FET circuitry with omnidirectional, frequency response 20-20,000 Hz. Has tie pin or lapel clip. 600 ohm impedance. 1.8 VDC. Cat. No. 3178 1/2" long

TTL'S AT "CENT-CIBLE" PRICES

Order By Cat. No. 1981	& Type No.	Each	2 For	Type No.	Each	2 for	Type No.	Each	2 for		
□	SN7400	\$ 19	.20	□	SN74184	1.78	1.78	□	SN74198	1.78	1.78
□	SN7401	.19	.20	□	SN74195	.79	.80	□	SN74199	.79	.80
□	SN7403	.25	.28	□	SN74196	.39	.40	□	SN74200	.39	.40
□	SN7404	.19	.20	□	SN74197	.89	1.00	□	SN74201	.89	1.00
□	SN7405	.19	.20	□	SN74198	.19	.20	□	SN74202	.19	.20
□	SN7406	.19	.20	□	SN74199	.29	.30	□	SN74203	.29	.30
□	SN7410	.19	.20	□	SN74200	.99	1.00	□	SN74204	.99	1.00
□	SN7418	.25	.28	□	SN74201	.48	.50	□	SN74205	.48	.50
□	SN7416	.25	.28	□	SN74202	.99	1.00	□	SN74206	.99	1.00
□	SN7420	.32	.33	□	SN74203	.79	.80	□	SN74207	.79	.80
□	SN7421	.49	.50	□	SN74204	3.49	3.50	□	SN74208	3.49	3.50
□	SN7428	.19	.20	□	SN74205	.79	.80	□	SN74209	.79	.80
□	SN7423	.29	.30	□	SN74206	.99	1.00	□	SN74210	.99	1.00
□	SN7440	.19	.20	□	SN74207	1.29	1.30	□	SN74211	1.29	1.30
□	SN7430	.29	.30	□	SN74208	.79	.80	□	SN74212	.79	.80
□	SN7437	.19	.20	□	SN74209	.89	.90	□	SN74213	.89	.90
□	SN7438	.25	.28	□	SN74210	.49	.50	□	SN74214	.49	.50
□	SN7440	.19	.20	□	SN74211	.59	.60	□	SN74215	.59	.60
□	SN7443	.19	.20	□	SN74212	.49	.50	□	SN74216	.49	.50
□	SN7444	.19	.20	□	SN74213	.79	.80	□	SN74217	.79	.80
□	SN7448	1.25	1.28	□	SN74214	.89	.90	□	SN74218	.89	.90
□	SN7450	.19	.20	□	SN74215	.36	.40	□	SN74219	.36	.40
□	SN7451	.19	.20	□	SN74216	.25	.28	□	SN74220	.25	.28
□	SN7453	.19	.20	□	SN74217	.89	.90	□	SN74221	.89	.90
□	SN7454	.19	.20	□	SN74218	.79	.80	□	SN74222	.79	.80
□	SN7458	.19	.20	□	SN74219	.59	.60	□	SN74223	.59	.60
□	SN7459	.19	.20	□	SN74220	.79	.80	□	SN74224	.79	.80
□	SN7460	.35	.34	□	SN74221	.49	.50	□	SN74225	.49	.50
□	SN7464	.19	.20	□	SN74222	.49	.50	□	SN74226	.49	.50
□	SN7465	.19	.20	□	SN74223	.79	.80	□	SN74227	.79	.80
□	SN7470	.19	.20	□	SN74224	1.29	1.30	□	SN74228	1.29	1.30

POP-AMPS AT "CENT-CIBLE" PRICES

Case code: T=TO-220 Power Tab; V=Mini dip; K=TO-3; H=TO-5; N=DIP.

Type No.	Each	2 for	Type No.	Each	2 for	Type No.	Each	2 for			
□	LM300H	\$ 79		□	LM340T-18	1.49	1.50	□	LM709H	.19	.20
□	LM300M	.49	.50	□	LM340T-24	1.49	1.50	□	LM709M	.49	.50
□	LM301V	.45	.46	□	LM350M	.49	.50	□	LM733H	.79	.80
□	LM301H	.45	.46	□	LM376V	.29	.30	□	LM733M	.79	.80
□	LM308V	.29	.30	□	LM377M	2.25	2.26	□	LM741H	.39	.40
□	LM308H	.69	.70	□	LM380M	1.39	1.40	□	LM747H	.39	.40
□	LM309K	1.49	1.50	□	LM386M	5.49	5.50	□	LM750H	1.49	1.50
□	LM311V	.29	.30	□	LM531H	1.49	1.50	□	LM1310	1.79	1.80
□	LM320T-6	1.49	1.50	□	LM532H	.25	.26	□	LM1312	2.49	2.50
□	LM322H	1.19	1.20	□	LM532M	.25	.26	□	LM1414V	.19	.20
□	LM339H	1.79	1.80	□	NE540M	5.95	5.96	□	LM1414M	.39	.40
□	LM340K-5	1.49	1.50	□	LM555V	.75	.76	□	LM1800M	.79	.80
□	LM340K-6	1.49	1.50	□	LM555M	1.79	1.80	□	LM3028H	.65	.66
□	LM340K-8	1.49	1.50	□	LM558V	.39	.40	□	LM3900M	.49	.50
□	LM340K-12	1.49	1.50	□	LM558M	.39	.40	□	LM3909V	.25	.26
□	LM340K-15	1.49	1.50	□	LM561H	1.00	1.01	□	LM4250	1.20	1.21
□	LM340K-24	1.49	1.50	□	LM565H	1.00	1.01	□	LM75451	.69	.70
□	LM340T-5	1.49	1.50	□	LM565M	1.00	1.01	□	LM75453	.69	.70
□	LM340T-6	1.49	1.50	□	LM567	2.39	2.40	□	LM75492	.80	.81
□	LM340T-12	1.49	1.50	□	LM703M	.59	.60	□	LM75494	.60	.61
□	LM340T-15	1.49	1.50	□	LM704H	.19	.20	□	PA263	1.50	1.51
								□	DM8654H	1.29	1.30

PENNIES FOR YOUR MEMORIES

Type	Description	Sale	1¢ Sale	Order by Cat. No.
□	1103 1K Dynamic RAM	1.29	1.30	3459 A
□	5202 2K x 1 Dynamic RAM	.99	1.00	3459 A
□	1702A 256 x 8 EPROM	4.95	4.96	Type No.
□	1M528 8K x 1 Dynamic RAM	3.99	3.95	Type No.

1 AMP SCR'S

Order by Cat. No.	Type	Each	2 for
□	60 3 for \$1	8 for 1.01	
□	100 3 for \$1	6 for 1.01	
□	200 2 for \$1	4 for 1.01	
□	200 1 for \$1	2 for 1.01	

RIBBON CABLE

Cond.	4-ft.	1.98	6-ft.	1.99	
□	26	4-ft.	1.98	6-ft.	1.99
□	34	4-ft.	1.98	6-ft.	1.99
□	40	4-ft.	1.98	6-ft.	1.99

ZENERS!

1 Watt	5 for 1.01	10 for 1.01	
□	8.2V	5 for 1.01	10 for 1.01
□	9.1V	5 for 1.01	10 for 1.01
□	10V	5 for 1.01	10 for 1.01
□	11V	5 for 1.01	10 for 1.01
□	12V	5 for 1.01	10 for 1.01
□	15V	5 for 1.01	10 for 1.01

PARTS & SEMI "ONE-CENTERS"

- 100-CAPACITOR SPECIAL, disc, mylar, 100pf, more (# 2738)..... 2.00
- 100-ALUMINUM REGULATORS, hobby LM220, 340, TO-18 (# 3330)..... 2.00
- 30-PANEL SWITCHES, slides, rotaries, med. etc. (# 3264)..... 2.00
- 200-RESISTOR SPECIAL, 1/4 to 1W, carbon, metal (# 3054)..... 2.00
- 200-HALF WATTERS, resistors, carbon, metal (# 3048)..... 2.00
- 100-NATIONAL IC BOMAZZA, linear, 7400s, 7400s (# 2860)..... 2.00
- 15-LM340T VOLTAGE REGULATORS, 5 to 24V, TO-220 (# 2635)..... 2.00
- 100-POLYSTYRENE CAPS, ass't'd values, voltage, hi-Q (# 2729)..... 2.00
- 50-THERMISTORS, resistors that change with temp (# 4088)..... 2.00
- 20-BRIDGES, untested, 2, 4, 6, amp, full range (# 4022)..... 2.00
- 28-LAMP-N SOCKET SETS, micro, 1.5V, T2 (# 3957)..... 2.00
- 15-MIXED READOUTS, hobby, untested, .127, 1.5, etc. (# 3618)..... 2.00
- 150-QUARTER WATTERS, resistors, metal film, marked (# 3413)..... 2.00
- 100-PLASTIC TRANSISTORS, untested, TO-92, (# 2604)..... 2.00
- 200-PREFORMED RESISTORS, 1/4, 1/2, 1W, marked, ass't'd (# 2608)..... 2.00
- 200-PRECISION RESISTORS, 1/4, 1/2, 1W, 1%, 2% marked (# 2428)..... 2.00
- 60-DIPDIP MYLARS, shiny finish, ass't'd values (# 2597)..... 2.00
- 30-VOLUME CONTROLS, audio, linear, ass't'd values (# 2421)..... 2.00
- 30-CLOCK CHIPS, National, hobby & untested, alarm (# 5088)..... 2.00
- 30 MMS262 2K RAMS, hobby, untested (# 3940)..... 2.00
- 10-PUSH SWITCHES, push-to-break, ass't. forms (# 5288)..... 2.00
- 100-4000 OHM RESISTORS, untested, 50% usable yield (# 5288)..... 2.00
- 1-C-ARMATURE GENERATOR, 5 x 7 Maxell MK 202P (# 3498)..... 4.95
- 1-CONDENSER MIXES, sensitive, 500 ohms 1.5V (# 3178)..... 4.95
- 150-CLASS ZENERS, 400 MW, untested, better than 50% yield (# 2740)..... 2.00
- 100-PLASTIC TRANSISTORS, untested, 50% usable yield (# 3534)..... 2.00
- 250-UNMARKED CAPACITORS, polystyrene, molded, pop values (# 3805)..... 2.00
- 300-SILICON SIGNAL DIODES, micro, glass, zenars too 50% yield (# 2828)..... 2.00
- 8-IC SOCKETS, 14, 18 pin, solder tail (# 3621)..... 2.00
- 100-1N4148 915 SWITCHING DIODES, 50%+ yield, untested (# 2418)..... 2.00
- 30C-TRIM POTENTIOMETERS, thumbwheel, screwdriver, ass't. (# 3348)..... 2.00
- 15-SLIDE VOLUME CONTROLS, ass't'd values, duals, singles (# 3057)..... 2.00
- 75-4" CABLE TIES, plastic, like "Ty-wrap" (# 5218)..... 2.00
- 10-CRYSTALS, may include CB, 8m & more (# 3250)..... 2.00
- 100-TERMINAL STRIPS, from 2 lugs up to 3136..... 2.00
- 30-NE-ZNEON LAMPS, all 100% good (# 2613)..... 2.00
- 40-R. SHIELDED CABLE, 1 cond, mike, phone, (# 3577)..... 2.00
- 100-TRIM POTENTIOMETERS, thumbwheel, screwdriver, ass't. (# 3348)..... 2.00
- 10-CB CRYSTALS, for phase lock loop, NAM, CB18 (# 5050)..... 2.00

IMAGINE GETTING A CALCULATOR REJECT FOR ONLY A PENNY!!!!

Your Choice **\$5.95** 2 for **\$5.96** **LED OR FLUORESCENT CALCULATOR GAMBLE!**

PARTS ALONE ARE WORTH MORE THAN PRICE!

The gamble of a lifetime. YOU CAN'T LOSE! Factory dumps his production-line rejects and customer returns. Why are these rejects? Mostly keyboard arithmetic functions, 4 memory functions, percent, equals. All units complete, and include operation manual. (Batteries not included. WL 6 oz)

Choose from 2 styles GREEN fluorescent 5" digits or RED all-LED 125" digits. Both styles feature 22 keys, 4 memory arithmetic functions, 4 memory functions, percent, equals. All units complete, and include operation manual. (Batteries not included. WL 6 oz)

- 1-VEEDER ROLL COUNTER, 000-999, resettable, panel mt. (# 8081)..... 1.49
- 1-DUAL GATE MODULATOR, 2 to 3W, 200V, 100V, 50V, 25V, 12.5V, 6.3V, 3.15V, 1.5V, .75V, .375V, .187V, .093V, .047V, .023V, .011V, .005V, .0025V, .00125V, .000625V, .0003125V, .00015625V, .000078125V, .0000390625V, .00001953125V, .000009765625V, .0000048828125V, .00000244140625V, .000001220703125V, .0000006103515625V, .00000030517578125V, .000000152587890625V, .0000000762939453125V, .00000003814697265625V, .000000019073486328125V, .0000000095367431640625V, .00000000476837158203125V, .000000002384185791015625V, .0000000011920928955078125V, .00000000059604644775390625V, .000000000298023223876953125V, .0000000001490116119384765625V, .00000000007450580596923828125V, .000000000037252902984619140625V, .0000000000186264514923070553125V, .000000000009313225746153515625V, .0000000000046566128730767890625V, .00000000000232830643715384453125V, .000000000001164153218576922265625V, .000000000000582076609288463128125V, .000000000000291038304644231640625V, .000000000000145519152322116203125V, .00000000000007275957616101015625V, .000

ALDELCO ELECTRONICS COMPANY

NEW IMPROVED DIGITAL ALARM CLOCK KIT
0.5 LED Display 12 hour format
Snooze Feature
Elapsed Timer
Simulated Wood Grain or Black Leather Cabinet \$24.95
12 or 24 Hour Clock Kit. Similar to above but without Alarm or
Timer features. Only \$23.95
Crystal Time Base Kit for 12 Volt DC use 4.95

DIGITAL MULTIMETER—THERMOMETER KIT 3 1/2 digit—15
ranges on each. Functions: AC-DC, .2 to 2,000 Volts, 2 Micro Amps
to 2 Amps, 2,000 Ohms to 2 Meg Ohms. Price \$49.95

VOLTAGE REGULATORS		CAPACITOR SPEC.	
TO220 Package			
Positive	Negative	1 .033	470pF
\$1.00	\$1.25	.01	20pF 510pF
7805	7905	.001	100pF 800pF
7806	7906	.01 Disc	30 volt 100 for \$3.50
7808	7912		500 for \$15.50
7812	7915		
7815	7918		
LM309H	\$1.10		
LM309K	1.10		
LM723	.55		

TURNER PTT Hand Mike
Model J360DM with 5 pin
DIN. GOOD for Ham CB mar-
ine and aviation only \$10.95

Kit of parts for power supply
includes schematic
5 Volt, 6 Amp \$17.95
+15 and -15 2 Amp \$16.95

FETS 40673 1.55 We have transistors.
MPF102 .55 Send stamp for catalog.

MA 1003 National Car Clock Module
With 3 push button switches and liter-
New aluminum cabinet for MA 1003 \$19.95
\$6.95

MC1458P SPEC.
Only .49

BRIDGE RECTIFIERS
2 Amp 200 Volt \$.50
2 Amp 400 Volt .95
3 Amp 200 Volt .85
25 Amp 200 Volt 2.50
25 Amp 400 Volt 4.00

BLINKY-FLASHER-TIMER KIT
Includes 555, PC Board Parts
& Instructions \$2.50


ACCUKEYER KIT. Uses TTL, includes IC's, sockets, Speaker, PC
Board, instructions and all parts ONLY \$19.95
MEMORY KIT. Matches above & other accukeyer kits ONLY \$19.95

VARIABLE POWER SUPPLY KITS. 5 Amps 5-15 Volt DC. \$6.95
add \$1.00 per kit shipping. 5 Amps 12-28 Volt DC. 6.95

Visit Our Store. Hours 9:00 AM to 6:00 PM Mon. to Fri. Sat. 9:00 AM
to 2:00 P.M. Phone Orders accepted. Visa & Master Charge. ADD
5% FOR SHIPPING. ORDERS UNDER \$10.00 add \$1.00. Foreign
Orders add 15% shipping (Except Canada & Mexico) send Cer-
ified Check or Money Order in USA funds.

ALDELCO

2281R BABYLON TURNPIKE, MERRICK, N.Y. 11566
(516) 378 4555



FROM KIT TO CAR IN 80 MINUTES!

Electronic ignition is "in." Update your car with the TOPS in power, efficiency and reliability — the TIGER SST capacitive discharge ignition (CD). The TIGER delivers everything other CD's promise — and more: quicker starting, more power, more gas mileage, tune-ups eliminated, lifetime plugs and points, reduced repairs and pollution. The TIGER can be built and installed in your car in 80 minutes. The TIGER is unique! The TIGER comes with a switch for TIGER or standard ignition for 12V negative ground only.

Simpli-Kit \$21.95
POST PAID U.S.A.

WE ACCEPT: Mastercharge or BankAmericard.
Send check or money order with order to:

Tri-Star Corporation
DEPT. FF, P.O. Box 1727
Grand Junction, Colorado 81501

AMAZING EARADIO

THIS IS PROBABLY THE WORLD'S SMALLEST RADIO. IT WEIGHS ONLY 1/2 OUNCE AND IS WORN BEHIND THE EAR. CONTAINS AN IC AND SEVERAL DISCRETE DEVICES TO GIVE AN EQUIVALENT OF 12 TRANSISTORS. THE RADIO HAS A T.R.F. DESIGN OPERATING FROM 1 STANDARD S13E 1.5V HEARING AID BATTERY (INCLUDED). IT PROVIDES GOOD VOLUME TO EARPHONE ON SEVERAL STATIONS IN METROPOLITAN AREAS. DOESN'T REQUIRE ANY ANTENNA, GROUND OR OTHER ADDITIONAL WIRES — FULLY SELF CONTAINED & TUNABLE. SIZE: 1 1/8" x 1 1/4" x 3/8".

\$5.95

Crystal Oscillator M4.0 Mhz IC CORE OPERATOR \$1.98	CR138 SCR 200V 200mA 8 for \$1.00	555 TIMER IC CORE OPERATOR \$1.98	Green Neon Tubes \$1.98
UNID CENTRAL WATCH DISPLAY \$1.98	8 PIN SWITCH \$1.98	MINI-COMPUTER SOFTWARE SWITCH \$1.98	LARGE 280 VOLT 3 AMP \$1.98

100M PHOTOFLASH KIT

SIMPLE TO ASSEMBLE KIT
INCLUDES PRE-ASSEMBLED
CIRCUIT BOARD, CAPACITOR,
FLASH TUBE, REFLECTOR,
SWITCH AND HOOKUP DIAGRAM.
LESS CASE, BATTERY HOLDER, AND
BATTERIES OPERATES ON \$2.95
2 AA CELLS. GUIDE #28 AT
ASA 25.

14" STROBE/SHUTTER CORD

Strobe Light Kit \$7.95	Electronic Warning Flasher Kit \$6.95
-----------------------------------	---

PHOTOFLASH CAPS 350 mf 330V 1.50 720 mf 360V 100 1600 mf 360V \$2.25	CALCULATOR BOARDS WITH DISPLAY LESS KEYBOARD AND CASE (AS ST) \$1.50
--	---

STROBE TUBE ASST. Brand new factory primed 11 strobe tubes. Assortment of 5 strobe tubes. w/ Schematics C23280 \$3.00	MINIATURE REFLECTOR Approx. size: 1-7/16" L x 7/8" W x 3/4" D. C23227 \$1.00
--	---

CHANEY
electronics
P.O. BOX 27038, DENVER, CO. 80227 Ph: (303) 973-1052

Send for our FREE GIANT CATALOG of unique items

BULLET ELECTRONICS

P.O. BOX 19442R DALLAS, TEX. 75219
(214) 823-3240

MC1351P FM-IF AMP AND DISCRIMINATOR

USED IN FM & TV SOUND
CIRCUITS. REQUIRES MINI-
MUM EXTERNAL COMPO-
NENTS 14 PIN DIP. DIRECT
REPLACEMENT FOR HEPC
6066, ECG 748 and MANY
OTHERS. HOUSE #
WITH SPECS \$50c

LM3900 QUAD NORTON AMP

WE BOUGHT A LARGE
QUANTITY OF THESE HOUSE
NUMBERED PARTS AT A
BARGAIN PRICE THAT
ALLOWS US TO SELL THEM
AT A LOW, LOW \$39c

**ALL COMPONENTS 100%
GUARANTEED**

CA3011 WIDEBAND IF AMP w/spacer	50c
2N3568 NPN EPOXY 1W	6/1.00
741 OP AMP B PIN DIP	5/1.00
723 VOLTAGE REG. 14 PIN DIP	50c
91P88530 NPN HOUSE #	8/1.00
725 OP AMP LOW NOISE HOUSE #	8/1.00
7815 15V 1A REGULATOR HOUSE #	8/1.00
LM340T-12 12V 1A VOLT REG w/spacer	7/5c
TC4430 QUAD OSCILLATOR 1/8" spacers	6/9c
2N4434 P CHANNEL J FET	4/1.00
2N6111 PNP MED PWR 40W TO-220	3/1.00
2N6028 PROGRAMMABLE UNIJUNC.	50c
TI0N w/spacer	
TRIAC 200V 8A UNMARKED	3/1.00

MINI GRANDFATHER CLOCK KIT

Complete Electronics!
• Chimes the hour (1st 3 times for 3 O'clock)
• Unique "twinging" LED pendulum
• Tick tick sound matches pendulum swing
• Large 4 digit 5" LED readout
• All CMOS construction
• Complete electronics including transformer & speaker:
drilled and plated PC boards measure 4.5" x 6.5"
BEAUTIFUL SOLID WALNUT
Custom case for above kit. Over 95% fail. 19.95

MK-05 MINI MOBILE CLOCK

The smallest and best priced mobile clock kit on the market.
Designed to be a mobile clock from the ground up.
There has been no compromise on quality.
FEATURES:
• Quartz crystal timebase
• Toroid & zener noise & overvoltage protection.
• Magnified 15" 6 digit LED readout.
• Complete with pre-assembled 24 hr. alarm.
• 8-14 VDC @ 40 to 50 mA.
• Readouts can be suppressed
• EASY, QUICK ASSEMBLY
• All components required included (You supply the speaker).
• Top quality drilled and plated PC boards
Clock board: 7.6" x 2"
Readout board: 2.3" x .75"

MJ900 - MJ1000

COMPLIMENTARY PNP, NPN DARLINGTON
POWER TRANSISTORS & AMPS
WE SUPPLY A SCHEMATIC TO BUILD A
HIGH POWER (50W) LOW DISTORTION
AUDIO AMP WITH ONLY ONE
ADDITIONAL TRANSISTOR AND A
DOZEN INEXPENSIVE COMPONENTS!
TO-3 CASE STYLE BUY A PAIR FOR
\$3.00!

FND510 69c

COMMON ANODE READOUT "A"
CHARACTER
LIMIT 24 PER CUSTOMER!

CAPACITORS

SMALL SIZE!
2200 MFD @ 16 VDC
RADIAL
3/1.00

POWER SUPPLY METERS

Quality 3 1/2" meters for the P514, D-15VDC &
0-25A. Matched set, individually packaged.
NOT SURPLUS! 12.95/set

POWER SUPPLY KIT PS-14

Better than 200MV load and line regulation
Foldback Current Limiting
Short Circuit Protected
Thermal Shutdown
Adjustable Current Limiting
Less than 1% ripple
15 amps 11.5 to 14.5V
All parts supplied including heavy duty trans-
former.
Quality plated fiber-glass PC board.

REVIEWED IN 7/78 73 MAG.
15A CONT. 20A INT. 42.95

CAPACITORS

.022	100VDC Mylar	8/1.00
.22	50VDC Mylar	8/1.00
1.5mfd	400VDC Mylar	4/1.00
1mfd	35V Tant Axial	8/1.00
4.7mfd	35V Tant Axial	8/1.00
2.2mfd	20V Dia Tant	4/1.00
33mfd	10V Dia Tant	4/1.00
220mfd	25V Alum. Axial	7/1.00
500mfd	35V Alum. Axial	8/1.00

HOUSE # PNP POWER

TO-3 IDENTICAL TO 2N3790

150 WATTS
80 VCEO
10 AMPS

1.00

UNIVERSAL SOUND EFFECTS BOARD

HAVE YOU EVER WISHED YOU COULD DUPLICATE THE SOUND OF A STEAM TRAIN OR A PHASOR GUN? HOW ABOUT GUNSHOTS, WHISTLES, SIRENS, BARKING DOGS AND OTHER SOUND EFFECTS? NOW YOU CAN WITH OUR PROGRAMMABLE SOUND EFFECTS KIT. IT USES THE NEW 28 PIN T.I. SOUND SYNTHESIZER CHIP, SN76477 AND SUPPORT CIRCUITRY. 5 TO 12VDC IS REQUIRED TO GIVE APPROX. 1/4 WATT OF AUDIO OUTPUT. WE PROVIDE THE P.C. BOARD, PARTS AND INSTRUCTIONS ALONG WITH A CHART TO PROGRAM SOME COMMON SOUNDS. USE YOUR IMAGINATION TO CREATE ORIGINAL SOUND EFFECTS. ORDER: SE-01 14.95 (Less Spkr.) 3/39.95

FANTASTIC SOUND EFFECTS CHIP

AVAILABLE ONLY FROM BULLET!

THIS 28 PIN MARVEL CONTAINS A LOW
FREQUENCY OSCILLATOR, VCO, NOISE
OSCILLATOR, ONE SHOT, MIXER AND
ENVELOPE CONTROL. WITH A PAGE
MANUAL 5 to 9VDC 3.95

IL-1 OPTO ISOLATORS

BY LITRONIX 8 PIN DIP
STANDARD PINOUT LED-
TRANSISTOR COMBINATION.
50c
WHILE THEY LAST!

WAGGLE ALARM KIT

A fun EASY kit to assemble that emits an ear
piercing 10 watt dual tone scream. Resembles
European siren sound. Great for alarms or toys.
Operates from 5-12VDC at up to 1 amp using
12VDC-8 ohm speaker). Over five thousand
have been sold. All parts including PC board,
less speaker. 2.50 ORDER PB-02

ULTRASONIC SENDER RECEIVER KIT US-02

TOTAL SECURITY! Completely invisible ultrasonic (23KHZ) sound beam works like a photoelectric beam but is unaffected by light, heat or noise. Sensitive Transmitter and Receiver can be used from 6 inches to 25 feet & is ideal for breaking the beam causes an output to go low that will sink up to 150 MA to Drive a Relay, TRIAC, etc. Complete electronics are provided. Works on 12VDC (unregulated) and draws less than 100 MA. Use it for burglar alarms, object counters, automatic door openers, automatic door bells, electronic rat trap! and more.
COMPLETE KIT LESS CASES 21.50

Optional entry delay and Alarm Timeout Circuit 3.95
will source or sink up to 200 MA DC.

OVERVOLTAGE PROTECTION KIT 6.95

Provides cheap insurance for your expensive equipment.
This voltage is adjustable from 1 to 30 volts. Overvoltage
instantly fires a 25A SCR and shorts the output to protect
equipment. Should be used on units that are fused. Directly
compatible with the PS-12 and PS-14. All electronics
supplied. Drilled and plated PC board. (Order OVP-1)

MK-03A CLOCK/TIMER KIT


Features 24 hour Zulu time and up to 24 hours of elapsed
time on the same set of six digit LED readouts. Totally
independent operation of both functions. Clock has pre-
settable alarm with 10 minute snooze. Timer has reset,
hold, and count functions. Full noise and overvoltage
protection. 24 hour only! Readouts has dimmer feature
or they can be turned off without disturbing the clock or
time. Timebase included (10% accuracy). Because of the
many options and mounting considerations the case and
switches are not included. Switches are standard types.
Will fit inside standard aircraft instrument case.
9-14VDC 28.95

RADIO-ELECTRONICS

SALE S-100 BUS EDGE CONNECTORS SALE

NLS MS-215 DUAL TRACE MINISCOPE \$435.00

NLS MS-215 DUAL TRACE MINISCOPE \$435.00



1c SALE

LM3A 3 dig 1% DC \$134.00
 LM3.5A 3 1/2 dig .5% DC \$158.50
 LM40A 4 dig .1% DC \$209.00
 LM4A 4 dig .03% DC \$250.00

- Rechargeable batteries and charger included
- Measures DC Volts, AC Volts, Ohms and Current
- Automatic polarity, decimal and overload indication
- Rechargeable batteries and charger
- Measures DC Volts, AC Volts, Ohms and Current
- Automatic polarity, decimal and overload indication
- No zero adjustment and no full-scale ohms adjust
- Battery-operated — NiCad batteries; also AC line operation.
- Large LED display for easy reading without interoperation
- Size: 1.9" H x 2.7" W x 4" D
- Parts & labor guaranteed 1 year
- Tilt stand option \$ 3.50
- Leather case \$20.00

Purchase any of the LM series Meters and buy the LEATHER CASE for 1c



\$318.

MS-15 MINISCOPE With Rechargeable Batteries & Charger Unit

- 15 megahertz bandwidth.
- External and internal trigger.
- Time base — .1 microsec. to 0.5 Sec/div — 21 settings — 3.3%.
- Battery or line operation.
- Automatic & line sync modes
- Power consumption < 15 watts
- Vertical Gain — 51 to 50 vidiv — 12 settings ± 3%.
- Viewing area 1 1/2" x 1 3/8"
- Case size 2 7/8" x 5 1/4" W x 7 5/8" D, 3 pounds
- Parts & labor guaranteed 1 year
- 10 to 1, 10 meg probe
- Leather carrying case

PROBE 1c

PROBE 1c with the purchase of SCOPE lens. (Mention of this MAGAZINE)

ATTN: OEM'S and Dealers, many other connectors available call or quotation

3 LEVEL GOLD WIRE WRAP SOCKETS

	1-24	25-49	50-99	100-249	250-999	1K-5K
8 pin*	.41	.38	.35	.31	.27	.23
14 pin*	.39	.38	.36	.32	.29	.27
16 pin*	.43	.42	.39	.35	.32	.30
18 pin	.63	.58	.54	.47	.42	.36
20 pin	.80	.75	.70	.63	.58	.53
22 pin*	.90	.85	.80	.70	.61	.57
24 pin	.90	.84	.78	.68	.63	.58
28 pin	1.10	1.00	.90	.84	.76	.71
40 pin	1.50	1.40	1.30	1.20	1.04	.89

Sockets purchased in multiples of 50 per type may be combined for best price.

All sockets are GOLD 3 level closed entry * End and side stackable. 2 level, Solder Tail, Low Profile, Tin Sockets and Dip Plugs available. CALL FOR QUOTATION

SALE S-100 BUS EDGE CONNECTORS SALE

S100-WWG 50/100 Cont. 125 ctns. 3 LEVEL WIRE WRAP 025 square points on 280 spaced rows. GOLD plated. 1-4 8-9 10-24 \$4.00 \$3.75 \$3.50	S100-STG 50/100 Cont. 125 ctns. DIP SOLDER TAIL on 250 spaced rows for VECTOR and motherboards. GOLD plated. 1-4 8-9 10-24 \$4.00 \$3.75 \$3.50
R810 50-100 Cont. 125 ctns. DIP SOLDER TAIL on 140 spaced rows for ALTAIR motherboards. GOLD plated. \$5.00	R881-3 50-100 Cont. 125 ctns. PERCEDED SOLDER EYELET tails. GOLD \$7.35
R644-G 22/44 Cont. 156 ctns. PERCEDED SOLDER EYELET tails. GOLD \$4.00	R844-3 22/44 Cont. 156 ctns. WIRE WRAP tails. GOLD \$4.71


Other Popular Edge Connectors



8803
MOTHER BOARD FOR S100 BUS MICRO-COMPUTERS

- Kit includes 12 LANVAX connectors for 8 x 5 + 17, 12 buses and micro trace mounting holes.
- Wiring side shrouds, Cam parent side base epoxy glass with white markings for component locations.
- 610 epoxy glass board with 2 banking cooper, solder joints and 038 bearing for holes for leads.
- Solder mask with solder windows on etched circuits to avoid accidental short circuits.
- Mounts 11 receptacles with 100 contacts (2 rows) in 125 centers with .750 fine spacing.
- Vector part number 8803; or mounts 10 receptacles plus interconnections to standard mother board for expansion.
- Includes etched circuits and instructions for option of active, pull-up, or floating terminations.
- Large buses — 5V and GND (10 AMP); 5-12V or 14V (1 AMP); Current capacity up to 10A; S1B-275 with 10% rise.
- Fits as Vector bus enclosure.
- Fits as Vector 8800 microcomputer as expansion board.

Price: **\$29.50**



Vector Plugboards

8800V Universal Microcomputer/processor plugboard, use with S-100 bus. Complete with heat sink & hardware. 5.3" x 10" x 1/16"


1-4	5-9	10-24
\$19.95	\$17.95	\$15.95

8801-1 Same as 8800V except plain; less power buses & heat sink


1-4	5-9	10-24
\$14.95	\$13.45	\$11.95

3682 9.6" x 4.5" \$10.97
 3682-2 6.5" x 4.5" \$9.81


Hi-Density Dual-In-Line Plugboard for Wire Wrap with Power & Gnd. Bus Epoxy Glass 1/16" 44 pin con. spaced 156



3677 9.6" x 4.5" \$10.90



3677-2 6.5" x 4.5" \$9.74



3662 6.5" x 4.5" \$7.65

3662-2 9.6" x 4.5" \$11.45

Gen. Purpose D.I.P. Boards with Bus Pattern for Solder or Wire Wrap. Epoxy Glass 1/16" 44 pin con. spaced 156

P pattern plugboards for IC's Epoxy Glass 1/16" 44 pin con. spaced 156

3690-12 CARD EXTENDER Card Extender has 100 contacts-50 per side on .125 centers-Attached connector-is compatible with S-100 Bus Systems.....\$25.00
 3690 6.5" 22/44 pin 158 ctns. Extenders.....\$12.00

1/16" Vector BOARD .042 dia holes on 0.1 spacing for IC's

Phenolic	PART NO.	SIZE	1-9	10-19
	64P44XXXP	4.5x6.5"	\$1.49	1.34
	169P44XXXP	4.5x17"	\$3.51	3.16

Epoxy Glass	PART NO.	SIZE	1-9	10-19
	64P44	4.5x6.5"	\$1.70	1.53
	84P44	4.5x8.5"	\$2.10	1.89
	169P44	4.5x17"	\$4.30	3.87
	169P84	8.5x17"	\$7.65	6.89



SLIT-A-WRAP

Wire insulated wire on 025 square points FOUR TIMES FASTER than regular enamel wire point sizes.

P180 with two 100' spools of 28 ga. wire \$24.50

P180-4T includes charger, wire \$75.00

NO PRE STRIPPING NO PRE CUTTING SPOOL-FED WIRE

"The unique wire enters through the tool past a slitting edge next to the wrap post! A narrow longitudinal cut is made at the insulation where it presses the square post center. The loose insulation is retained by the wrap leg (7 turns = 28 contacts)

Order on slip, specify tool top sensor, terminal post, wire or slip, size of slip.

2708 BK 450 ns

EPROM FACTORY PRIME

\$ 9.00 EA. 25 + Call For Price

14 & 16 PIN GOLD 3 LEVEL WIRE WRAP SOCKETS


14 - G3 100 for \$30.00
 16-G3 100 for \$30.00
 50 of each for \$32.00

Sockets are End & Side stackable, closed entry

LIQUID CRYSTAL DIGITAL CLOCK-CALENDAR

- For Auto, Home, Office
- Small in size (2 1/2" x 3 1/2")
- Push button for seconds release for clock.
- Clocks mount anywhere with either 3M double-sided tape or VELCRO, included.
- 2 MODELS AVAILABLE
- LCD-101, portable model runs on self-contained batteries for better than a year.
- LCD-102, runs on 12 Volt system and is back lighted.
- LCD-101 or LCD-102 your choice
- Clear dust stand for \$2.00

\$34.95 ea



LED MG 10A

Perfectly balanced, fluorescent lighting with precision magnifier lens. For print, technical & hobbyist. Has die cast protective shade, incl. start 3 drooper lens 4" reach.

\$44.95

with 10 fluorescent tube (included) \$48.95
 colors Gray or Black \$22.95 above

SPECIAL



SC-5 With Rechargeable Batteries & Charger Unit \$215

Features include: • By using the new NLS SC-5 Prescaler, the range of the FM-7 Frequency Meter, which is 10 Hz to 50 MHz, may be extended to 512 MHz (the upper VHF & UHF frequency bands). • The FM-7 uses an LED readout, providing 7-digit resolution. • The FM-7 can be calibrated to an accuracy of 0.00001%. • The SC-5 is accurate to one part per million. • Each unit has 30 millivolt sensitivity, is battery powered and has a charger unit included. • Dimensions of each are 1 1/4" H x 2 7/8" W x 3 9/16" D. • The units may be obtained separately at a "Frequency Due". • Parts & Labor guaranteed 1 year.

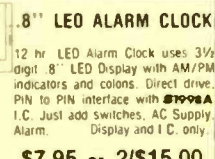
\$ 98

\$ 330
 Tilt stand option
 leather case \$20.00



MICRO-KLIP for .042 dia. holes (all boards on this page)

142-1 pkg. 100 \$ 1.50
 142-1 pkg. 1000 \$ 11.00
 P-149 hand installing tool \$ 2.03

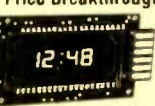


8" LED ALARM CLOCK

12 hr LED Alarm Clock uses 3 1/2 digit 8" LED Display with AM/PM indicators and colors. Direct drive. PIN to PIN interface with STYMA I.C. Just add switches, AC Supply Alarm. Display and I.C. only.

\$7.95 or 2/\$15.00

Price Breakthrough! \$17.50



MA1003 CAR CLOCK

Bright Green Fluorescent Display Crystal Time Base Assembled, just add switches and 12 VDC.

SPECIAL

14CS2 100 for \$14.00
 16CS2 100 for \$16.00
 14 pin CS2 10 for \$12.75
 18 pin CS2 8 for \$12.75

These low cost DIP sockets will accept both standard width plugs and chips. For use with chips, the sockets offer a low profile height of only .125" above the board. These sockets are end stackable.

PRIORITY ONE ELECTRONICS

491 1R West Rosecrans, Hawthorne, CA 90250

Terms: VISA, MC, BAC, check, Money Order, C.O.D., U.S. Funds Only. CA residents add 6% sales tax. Minimum order \$10.00. Orders less than \$75.00 include 10% shipping and handling; excess refunded. Just in case please include your phone no. "Sorry, no over the counter sales" Good thru October, 1978

Send for our latest brochure. phone orders welcome (213) 973-4876 OEM and Institutional inquiries invited.

24 PIN DIP PLUGS WITH COVERS

3 / \$1.00
 40 / \$10.00

SALE S-100 BUS EDGE CONNECTORS SALE

PHONE CALL RECORDING ADAPTER

Record incoming and outgoing calls automatically with this all solid state unit connected to your telephone jack and tape recorder. Tape becomes a permanent record. Don't depend on your memory to recall important details of business and personal calls. Easily installed. No extra monthly phone chgs. FCC Approved



AMAZING ELECTRONIC MICRO MINI MIKE

World's smallest, solid state, self contained with 1.3V Merc. Bat. form. Picks up most sounds and transmits without wires up to 300 ft. thru FM Radio. Tuneable. Use as mike, ampt., alarm & alert system, baby sitter, hot line, etc. Mike \$18.95, Phone Call Adapter \$24.50 (* plus \$1.00 ea. for pstg. & hdlg.) Cal. res: add tax. Free data. Mail Order, B/A, M/C, cod's n.k. Qty. disc. avail. AMC SALES, Dept. 19, 9335 Lubec St., Box 928, Downey, CA 90241.

NAME brand test equipment. Up to 50% discount. Free catalog and price list. SALEN ELECTRONICS, P.O. Box 82, Skokie, IL 60076

SANKEN 50-watt power AMP 22.50 postpaid, 50-volt transformer for above 8.00 postpaid. PRARIE SOUNDS, P.O. Box 982, Champaign, IL 61820

NOTICE: RECORD RATERS WANTED

(No experience required) Each month you will receive nationally released albums to rate THERE IS NO EXTRA CHARGE for the LP's you receive. You pay a small membership fee which covers all costs of the LP's. We pay postage. In return for your opinion, build your LP collection. "First come basis." For application write: EARS, DEPT. RX, Box 10245, 5521 Center St., Milwaukee, WI 53210 © 1975

NEW, adjustable three-output, regulated power supply, plus 900 parts worth over \$400.00 in complete cartrivision television electronics assembly. Documentation included. Perfect for microprocessor and all electronic applications. \$16.95 plus \$4.50 S&H. Master Charge, VISA. Free brochure. MADISON ELECTRONICS, 369, Madison, AL 35758. Satisfaction guaranteed.

AUDIO & ANALOG EXPERIMENTERS

- quality parts
- music synthesis kits
- electronic equipment
- circuit theory
- plans
- ideas

FREE FLYER



CFR

write today

ASSOCIATES, INC. NEWTON, NH 03858

TAPE head cleaner, 8 oz. — \$2.30. Includes postage and handling. Write: "CLEANER," Box 176, Whitewater, WI 53190. 800-558-9572 except WI

BUILD YOUR OWN TV CAMERA

Ideal for home & business



THE ECONOMICAL ANSWER TO HOME MONITORING OF NURSERIES, ENTRANCES, DRIVEWAYS, BUSINESS and INDUSTRIAL SURVEILLANCE, CITY, AMATEUR TV PLUS HUNDREDS OF OTHER APPLICATIONS. MODEL XT-1A, SERIES 0 - KIT FORM \$185. ASSEMBLED \$275. SOLID-STATE WORKS ON ANY TV SET. OPTIONAL SOUND KIT \$28.95. PHONE or WRITE for catalog. Dial 802-987-3771

BOX 453-RE ATV Research DAKOTA CITY, NE 68731

SOLID-state brownout protector for central air-conditioning systems. Simple 3-wire connection to existing 24V control transformer. \$14.95 ppus. S & S Electronics, Box 430260, Miami, FL 33143

BREATHE BETTER AIR WITH AMAZING NEGATIVE ION GENERATOR KITS AND ASSEMBLED UNITS

Scientists have long known that negative ions can be beneficial to man's health. These tiny but potent, atmospheric particles abound in nature. Now, through the magic of science, you can duplicate this delightful phenomenon in the privacy and convenience of your own home or office.

Room/Portable Units
Ion Testers
Accessories

DEALERS WANTED

GOLDEN ENTERPRISES
P.O. Box 1282-RE
Glendale, Arizona 85311

(Please send \$1.00 for fascinating details)

ELECTRONIC hardware, nuts 'n screws, terminals, switches, PCB stock, more. Clean and top quality. Catalog, 45¢ stamps. WESTERN, Box 716, Ontario, OR 97914

FREE KIT Catalog

STOP! Take a minute & let us send our latest kit catalog. If you like, send us the name & address of a friend who may also be interested and we'll include to you our booklet "How to build electronic thermometer"

contains TEST & EXPERIMENTER'S EQUIP.

DAGE SCIENTIFIC INSTRUMENTS
BOX 1054R LIVERMORE CA 94550


SELLING Rider manuals, single volumes, sets, older Sams' Photofacts, Supreme. Beitman, Box 46, Highland Park, IL 60035

PICTURE TUBE MACHINE

We buy and sell NEW and USED CRT rebuilding machinery. COMPLETE TRAINING. Buy with CONFIDENCE from the ORIGINAL MFRG.

For complete details send name, address, zip to:

LAKESIDE INDUSTRIES
4071 N. Elston Avenue
Chicago, IL 60618
Phone: 312-583-6565



AUDIO modules 15W-60W X2 under \$85.00. Free catalog: AUDIOVISION, Box 955, STN. B, Willowdale, Ont., Canada M2K 2T6


NO-ETCH

Duplicate or make additions to, modifications of Any Etched Board. Ideal for point-to-point or wire wrap breadboards. Complete set of (3) tools IP6003 \$25.00 ppd. Write for free brochure, as covered in the July Radio-Electronics. A.F. Stahler Co., P.O. Box 354R, Cupertino, CA 95014—(408) 252-4219.



Why is this the LARGEST SELLING low cost COUNTER KIT?

This counter is such a great seller because people like you have found that, feature for feature, the CT-50 gives you more for your money. Advanced LSI and CMOS circuitry has; lowered power consumption, increased performance, and reduced cost. Complete push button operation makes using the CT-50 a snap, and automatic decimal point positioning gives you quick, reliable readings. Battery operation is also possible because the CT-50 runs equally as well on 12VOC as it does on 110VAC. For ultra-accuracy we offer the CB-1 color burst adapter, it locks the CT-50's internal crystal to the television networks color standard for .001 ppm accuracy! Why sacrifice performance by using another counter when you can get professional quality at the unheard of price of \$89.95? Order yours today!



SPECIFICATIONS

Sensitivity: less than 10 mv.
Frequency range: 5 Hz to 60 MHz, typically 65 MHz
Gate time: 1 second, 1/10 second, with automatic decimal point positioning on both direct and prescale
Display: 8 digit red LED, 4" height
Accuracy: 2 ppm, internal TCXO standard
Input: BNC, 1 megohm direct, 50 Ohm with prescale option
Power: 110 V ac 5 Watts or 12 V dc @ 300-400 ma
Size: Approx. 6" x 4" x 2", high quality aluminum case

CT 50, 60 MHz Counter Kit \$89.95
CT-50 w/ 60 MHz Counter Wired & Tested \$159.95
CT-600, 60 MHz prescaler option for CT-50, add \$29.95

MINI-KITS

FM WIRELESS MIKE KIT
Transmit up to 300' to any FM broadcast radio, use any type of mike. Runs on 3 to 9V. Type FM-2 has added super-sensitive mike preamp.
FM-1 - \$2.95 FM-2 - \$4.95

SUPER-SLEUTH AMPLIFIER
A super-sensitive amplifier which will pick up a pin drop at 15 feet! Great for monitoring baby's room or a general purpose test amplifier. Full 2 watts of output, runs on 6 to 12 volts, uses any type of mike. Requires 8-45 ohm speaker.
Complete Kit, BN-9 \$4.95

COLOR ORGAN/MUSIC LIGHTS
See music come alive! 3 different lights flicker with music or voice. One light for low, one for the mid-range and one for the high. Each channel individually adjustable, and drives up to 300 watts. Great for parties, band music, nite clubs and more.
Complete Kit, ML-1 \$7.95

tone DECODER KIT
A complete tone decoder on a single PC Board. Features: 400-5000 Hz adjustable frequency range, voltage regulation, 567 IC. Useful for touch-tone decoding, tone burst detection, FSK demod, signaling, and many other uses. Use 7 for 12 button touch-tone decoding. Runs on 5 to 12 volts.
Complete Kit, TD-1 \$4.95

LED BLINKY KIT
A great attention getter which alternately flashes 2 jumbo LEDs. Use for name badges, buttons, or warning type panel lights. Runs on 3 to 9 volts.
Complete Kit, BL-1 \$2.95

POWER SUPPLY KIT
Complete triple regulated power supply provides variable +15 volts at 200 mA and ±5 volts at 1 Amp. 50 mV load regulation good filtering and small size. Kit less transformer. Requires 6-8V at 1 Amp and 18 to 30 VCT.
Complete Kit, PS-3LT \$6.95

SIREN KIT
Produces upward and downward wail characteristic of police siren. 5 watts audio output, runs on 3-9 volts, uses 8-45 ohm speaker.
Complete Kit, SM-3 \$2.95

VIDEO MODULATOR KIT
Converts any TV to video Monitor. Super stable tunable over Ch. 4-6. Runs on 5-15V, accepts std. video signal. Best unit on the market.
Complete Kit, VD-1 \$6.95

SIX DIGIT 12/24 HOUR CLOCK KIT

Here's a clock you can be proud of. The best looking, most complete kit on the market! Features include: time set push-buttons, jumbo 4" readouts, and extruded aluminum case available in 5 colors. All parts included. Colors: gold, silver, bronze, black, blue (specify)

Clock Kit, DC-5 \$22.95
Alarm Clock, 12 Hr., DC-8 24.95
Mobile Clock, DC-7 25.95
Clock with HAM ID timer DC-10 25.95

Assembled and tested clocks available, add \$10.00 to Kit price.



600 MHz PRESCALER

Extend the range of your counter to 600 MHz. Works on all counters. Less than 150 mv sensitivity. Specify -10 or -100. Wired, tested, PS-1 B \$59.95
Kit, PS-1 B \$44.95



CALENDAR ALARM CLOCK

Has every feature one could ever ask for. Kit includes everything except case, build it into wall, station or even car!

FEATURES:

- 6 Digits, 5" High LED
- 12/24 Hour Format
- Calendar shows mo./day
- Snooze button
- True 24 Hour Alarm
- 7001 chip does all!
- Battery back up with built-in chip time base.

Complete Kit, less case
DC-9 \$34.95

TV TYPEWRITER KIT

A compact 3 x 10 inch PC card that requires only an ASCII keyboard and a TV set to become a complete interactive terminal for connection to your microprocessor asynchronous interface. Its many features are single 5-volt supply, crystal controlled sync and baud rates (up to 9600 baud), 2 pages of 32 characters by 16 lines, read to and from memory, computer and keyboard operated cursor and page control, power-on initialization, full 8-character ASCII display, block type, set thru cursor, keyboard, computer control backspaces, forward spaces, line feeds, rev. line feeds, home, returns cursor. Also clears page, clears to end of line, selects page 1 or 2, reads from memory. The card requires 5 volts at approx. 900 ma and outputs standard 75 ohm composite video.

TH3216 Kit \$149.55
TH3216, Assembled and Tested 239.95
VD 1 Video to RF Modulator Kit 6.95

CAR CLOCK KIT

12/24 Hour 12-Volt AC or DC
• High Accuracy (1 minute/month)
• 6 jumbo 4" LED readouts
• Easy, no-polarity hookup
• Display blanks with ignition
• Case mounting bracket included
• Super instructions
Complete Kit, DC-11 \$27.95
Auto dimmer for DC-11 \$2.50

741 OP AMP SPECIAL
Prime, Mini-dip 10/\$2.00

ICs	LINEAR	REGULATOR	TRANSISTORS
5314 Clock	\$2.95	555	\$50
7001 Clock	6.95	556	.75
5369 Cmos	1.95	566	1.49
7447	.79	567	1.49
7473	.25	1458	.50
7475	.50	LEO DRIVER	.7812
7490A	.85	75491	.50
74143	3.50	75492	.50
		78MG	\$1.49
		309K	.89
		309K	.99
		309K	.99
		340K 12	.99
		7805	.99
		7812	.89
		7815	.89
		7818	.89
		MRF-238 30W VHF	\$11.95
		NPN 2N3904 type	10/\$1.00
		PNP 2N3906 type	10/\$1.00
		NPN Power Tab 40W	3/\$1.00
		PNP Power Tab 40W	3/\$1.00
		FET MPF 102 type	3/\$2.00
		UJT 2N2646 type	3/\$2.00
		2N3055 NPN Power	.75

ORDER BY PHONE OR MAIL
Satisfaction guaranteed or money refunded. Add 5% for shipping and insurance. COD add \$1.00. Orders under \$10.00 add \$3.75. NY residents add 8% sales tax. Minimum order \$6.00.

ramsey electronics

BOX 4072B ROCHESTER, NY 14610 (716) 271-6487

600 MHZ. FREQUENCY COUNTER ±0.1 PPM TCXO

OPTO-8000.1



This new instrument has taken a giant step in front of the multitude of counters now available. The Opto-8000.1 boasts a combination of features and specifications not found in units costing several times its price. Accuracy of ± 0.1 PPM or better — *Guaranteed* — with a factory-adjusted, sealed TCXO (Temperature Compensated Xtal Oscillator). **Even kits require no adjustment for guaranteed accuracy!** Built-in, selectable-step attenuator, rugged and attractive, black anodized aluminum case (.090" thick aluminum) with tilt bail. 50 Ohm and 1 Megohm inputs, both with amplifier circuits for super sensitivity and both diode/overload protected. Front panel includes "Lead Zero Blanking Control" and a gate period indicator LED. AC and DC power cords with plugs included.



OPTOELECTRONICS, INC.

5821 NE 14 Avenue
Ft. Lauderdale, FL 33334
Phones: (305) 771-2050 771-2051
Phone orders accepted 6 days, until 7 p.m.



SPECIFICATIONS:

Time Base—TCXO ± 0.1 PPM GUARANTEED!
Frequency Range—10 Hz to 600 MHz
Resolution—1 Hz to 60 MHz; 10 Hz to 600 MHz
Decimal Point—Automatic
All IC's socketed (kits and factory-wired)
Display—8 digit LED
Gate Times—1 second and 1/10 second
Selectable Input Attenuation—X1, X10, X100
Input Connectors Type —BNC
Approximate Size—3" h x 7 1/2" w x 6 1/2" d
Approximate Weight—2 1/2 pounds
Cabinet—black anodized aluminum (.090" thickness)
Input Power—9-15 VDC, 115 VAC 50/60 Hz
or internal batteries
OPTO-8000.1 Factory Wired **\$299.95**
OPTO-8000.1K Kit **\$249.95**

ACCESSORIES:

Battery-Pack Option—Internal Ni-Cad Batteries and charging unit **\$19.95**
Probes: P-100—DC Probe, may also be used with scope **\$13.95**
P-101—LO-Pass Probe, very useful at audio frequencies **\$16.95**
P-102—High Impedance Probe, ideal general purpose usage **\$16.95**

VHF RF Pick-Up Antenna—Rubber Duck w/BNC #Duck-4H **\$12.50**
Right Angle BNC adapter #RA-BNC **\$ 2.95**

FC-50 — Opto-8000 Conversion Kits:

Owners of FC-50 counters with #PSL-650 Prescaler can use this kit to convert their units to the Opto-8000 style case, including most of the features.
FC-50 — Opto-8000 **Kit \$59.95**
*FC-50 — Opto-8000F **Factory Update \$99.95**
FC-50 — Opto-8000.1 (w/TCXO) **Kit \$109.95**
*FC-50 — Opto-8000.1F **Factory Update \$149.95**
*Units returned for factory update must be completely assembled and operational

TERMS: Orders to U.S. and Canada, add 5% to maximum of \$10.00 per order for shipping, handling and insurance. To all other countries, add 10% of total order. Florida residents add 4% state tax. C.O.D. fee: \$1.00. Personal checks must clear before merchandise is shipped.

CIRCLE 22 ON FREE INFORMATION CARD

WIRE WRAP

— PRECUT WIRE —

Why buy wire on rolls?

PRECUT & STRIPPED WIRE IS:

- Fast - No more cutting & stripping by hand
- Reliable - Good, clean, uniform strip
- Economical - Cheaper than using bulk wire

PRECUT WIRE BULK WIRE

100 pcs of 2" at \$1.82 = 3 1/4¢/ft. 50 ft. roll at \$1.99 = 4¢/ft.
 100 pcs of 3" at \$1.06 = 2¢/ft. 100 ft. roll at 2.95 = 3¢/ft.
 Wire Kit #1 at \$6.95 = 2 1/2¢/ft.

30 Kynar stripped 1" on each end. Lengths are overall
 Colors: Red, Blue, Green, Yellow, Black, Orange, White
 Wire packaged in plastic bags. Add 25¢/length for tubes

	100	500	1000	5000
2" - 1/8"	78	2 40	4 30/K	3.89¢/K
3" - 1/8"	82	2 60	4 71/K	4 22¢/K
3" - 1/4"	86	2 80	5 12/K	4 55¢/K
4" - 1/8"	90	3 00	5 52/K	4 88¢/K
4" - 1/4"	94	3 21	5 93/K	5 21¢/K
5" - 1/8"	98	3 42	6 34/K	5 52¢/K
5" - 1/4"	102	3 65	6 75/K	5 86¢/K
6" - 1/8"	106	3 85	7 16/K	6 19¢/K
6" - 1/4"	115	4 05	7 57/K	6 52¢/K
7" - 1/8"	120	4 25	7 98/K	6 85¢/K
7" - 1/4"	125	4 45	8 39/K	7 18¢/K
8" - 1/8"	129	4 65	8 80/K	7 53¢/K
8" - 1/4"	132	4 85	9 21/K	7 84¢/K
9" - 1/8"	136	5 05	9 62/K	8 17¢/K
9" - 1/4"	140	5 25	10 03/K	8 50¢/K
10" - 1/8"	145	5 51	10 44/K	8 83¢/K
10" - 1/4"	149	5 71	10 85/K	9 16¢/K
Add 1" in	10	41	62/K	.66¢/K

WIRE KITS

#1 \$6.95 #2 \$19.95

250 3"	100 4"	250 2"	250 4"	250 6"
250 3"	100 5"	500 3"	250 5"	100 6"
100 4"	100 6"	500 3"	100 5"	100 6"
		500 4"	1 250 ft. roll bulk	

Choose One Color
 or Assortment

WIRE WRAP SOCKETS

	1-9	10-24	25-99	100-249	250-999	1K-5K
8 pin	35	33	31	29	25	23
14 pin	35	33	31	29	28	27
16 pin	37	35	33	31	30	29
18 pin	60	55	45	43	40	37
20 pin	84	78	71	63	59	54
22 pin	90	85	82	78	70	60
24 pin	91	84	78	68	64	59
28 pin	95	89	84	80	76	74
40 pin	150	140	130	120	105	90

Gold 3-Level Closed Entry Sockets
 End & Side Stackable All prices include gold
 2-Level Sockets Available

WIRE WRAP TOOLS



\$34.95

HOBBY WRAP
 MODEL BW 630

With FREE Wire Kit #1
 (\$6.95 Value)

Batteries & Charger \$11.00
 WSU 30 Hand Wrap-Unwrap Strip Tool 6.25
 WSU 30M, for Modified Wrap 7.25
 BT 30 Extra Bit 2.95

INTERCONNECT CABLES

Ribbon cable connectors for connecting boards to
 front panels, or board to board.

SINGLE ENDED DOUBLE ENDED

	14 pin	16 pin	24 pin	14 pin	16 pin	24 pin
8	1.24	1.34	2.05	2.24	2.45	3.37
12	1.33	1.44	2.24	2.33	2.55	3.92
24	1.52	1.65	2.63	2.52	2.76	4.31
48	1.91	2.06	3.40	2.91	3.17	5.08

ORDERING INFORMATION

- Orders under \$25 and COD's, add \$2
- All others, shipped Ppd in U.S. via UPS
- For Blue Label (Air) or 1st Class, add \$1
- We accept Visa & MasterCard
- Most orders shipped same day

DEALER INQUIRIES INVITED

PAGE DIGITAL ELECTRONICS

135 E. Chestnut St. #5
 Monrovia, California 91016
 (213) 357-5005

CIRCLE 25 ON FREE INFORMATION CARD

For
 faster
 service
 USE
 ZIP
 CODE
 on
 all
 mail

CIRCUIT boards from your camera-ready artwork. Quantity discounts. Free details. CM CIRCUITS, 22 Maple Avenue, Lackawanna, NY 14218

SPEAKER INFORMATION KIT.

Get 70 pages of speaker facts, specs, construction tips plus info on our raw speakers, crossovers and a line of nine quality hi-fi speaker system kits. We'll send you our full-color catalog; plus How To Hook Up Your System, an exhaustive step-by-step treatise on hi-fi system installation; and our Speaker Owner's Manual, chock-full of facts on how to get the most from any speaker system, for only \$1.00. Send to:



Speakerlab, Dept. RE-C
 735 N. Northlake Way, Seattle, WA 98103

Govt. SURPLUS ELECTRONIC EQUIPMENT CATALOG

New ITEMS... New BARGAINS!
FREE UPON REQUEST!
 Send today for FREE copy of
 NEW CATALOG WS-78. Address: Dept. RE

FAIR RADIO SALES
 1016 E. EUREKA • Box 1105 • LIMA, OHIO • 45802

Have regular medical check-ups.

American Heart Association
 We're Fighting For Your Life

JUMBO LED READOUT ARRAY




\$1.95 LIMITED STOCK

By Bowmar. .5 in. character common cathode. Designed for use with multiplexed clock chips 4 digits in 1 pack!

NATIONAL SEMICONDUCTOR JUMBO CLOCK MODULE

MA1008A
 BRAND NEW!



\$6.95

2 FOR \$13

(AC XFMR \$1.95)

- FEATURES:
- FOUR JUMBO 1/2 INCH LED DISPLAYS
 - 12 HR REAL TIME FORMAT
 - 24 HR ALARM SIGNAL OUTPUT
 - 50 OR 60 HZ OPERATION
 - LED BRIGHTNESS CONTROL
 - POWER FAILURE INDICATOR
 - SLEEP & SNOOZE TIMERS
 - DIRECT LED DRIVE (LOW RFI)
 - COMES WITH FULL DATA

ASSEMBLED! NOT A KIT!

ZULU VERSION!
 We have a limited number of the 24 HR Real time version of this module in stock.
 #MA1008D — \$9.95

PERFECT FOR USE WITH A TIMEBASE.

COMPARE AT UP TO TWICE OUR PRICE!

MANUFACTURER'S CLOSEOUT!

16K DYNAMIC RAM CHIP

16K X 1 Bits. 16 Pin Package. Same as Mostek 4116-4. 250 NS access. 410 NS cycle time. Our best price yet for this state of the art RAM. 32K and 64K RAM boards using this chip are readily available. These are new, fully guaranteed devices by a major mfg.

\$17.95 EACH

VERY LIMITED STOCK!

8 FOR \$129

EXPERIMENTER'S CRYSTAL



262.144KHZ. This frequency is 2 to the 18th power. Easily divided down to any power of 2, and even to 1HZ. New by CTS-Knight. A \$5 value!

\$1.25 each

SALE!

1N4148 DIODES

High speed switching diodes. Silicon. Same as 1N914. Brand New. Full Leads. Prime!

100 FOR \$2 1000 FOR \$17.50

FAIRCHILD

JUMBO READOUTS
 .5 Inch Char. High Efficiency!
 FND-503-Common Cathode
 FND-510-Common Anode
 YOUR CHOICE 69¢
 10 FOR \$5.75

DISC CAPACITORS

.1 MFD 16V. P.C. leads. Most popular value! By Sprague.

20 for \$1.00

Full Wave Bridge

4 Amp 200 PIV
 69¢ea. 10/5.75

MALLORY

POWER SUPPLY CAPACITOR
 1500 MFD 16 WVDC
 3/\$1.00 10/\$2.95
 FACTORY FRESH! SMALL SIZE

2N3904-House No.

TO-92. NPN.
 VCEO-45.
 HFE 100 to 300
 10 for \$1.00

FET SALE!

2N4304. Brand New
 N Channel. Junction Fet.
 BVGDO-30V IDSS-15 MA Typ.
 1500 uMHOS. TO-18 Plastic
 Case. Mfg. by Teledyne.
 6 FOR \$1

Motorola PNP Power!

2N4905 TO-3 case. 90W.
 VCEO-60. HFE-100 max. at
 2.5A. Good mate for the
 2N3055. PRIME!
 75¢ ea. 4/\$2.50

COMPUTER

CAPACITOR
 By GE. 36,000 MFD 15W VDC.
 Small Size: 4 1/4 x 1 1/4 Inches.
 SUPER DEAL! \$2.95 Each
 3 FOR \$8

RCA MICRO-POWER OP AMP.

*CA3078T. Metal Can. Most OPAMPS require +15V to operate. But the CA3078T is designed to operate from +7.5 V to +6V!!! Perfect for battery use. Standby Power: as low as 700 nW! High Gain: 92 DB typical Open Loop Gain. Requires only one capacitor for compensation. See RCA Linear Data Book for more details. Similar to National LM112. Originally cost about \$2 each.

75¢ EACH 3 FOR \$2

Digital Research Corporation

(OF TEXAS)
 P. O. BOX 401247B GARLAND, TEXAS 75040 • (214) 271-2461

TERMS: Add 30¢ postage, we pay balance. Orders under \$15 add 75¢ handling. No C.O.D. We accept Visa, MasterCard, and American Express cards. Tex. Res. add 5% Tax. Foreign orders (except Canada) add 20% P & H. 90 Day Money Back Guarantee on all items.

CIRCLE 81 ON FREE INFORMATION CARD

KITS • KITS • KITS

Perforated Boards **NOT INCLUDED** w/100 Series



103 MINI-WINK NEON FLASHER. Random flash pattern. Interesting displays. 6 neon lamps. AC operated.

- 103 \$3.00
- 103A (103 w/PCB) 4.65
- 103B (103 w/PCB,CASE) 6.90



110 ELECTRONIC WHOOPER SIREN. Powerful wailing sound. Dual oscillator circuit. Use with any alarm circuit. Battery not included.

- 110 \$4.95
- 110A (110 w/PCB) 6.50
- 110B (110 w/PCB,CASE) 9.60



117 TUNABLE ELECTRONIC ORGAN. Tunable 7-note scale. Play sing-a-long favorites. Battery not included.

- 117 \$7.55
- 117A (117 w/PCB) 9.50
- 117B (117 w/PCB,CASE) 12.60



120 SIREN/CODE OSCILLATOR. Loud, piercing alarm. Practice Morse code. Battery not included.

- 120 \$4.20
- 120A (120 w/PCB) 5.55
- 120B (120 w/PCB,CASE) 8.65



104 VARIABLE STROBE LIGHT. Great for parties and photography. Variable flash rate. AC operated.

- 104 \$10.60
- 104A (104 w/PCB) 14.85
- 104B (104 w/PCB,CASE) 20.35



126 PROGRAMMABLE DOORBELL. Adjustable rate and pitch for 15 musical notes. Play favorite tunes. 6 IC's. Uses existing transformer and switch.

- 126 \$16.95
- 126A (126 w/PCB) 23.70
- 126B (126 w/PCB,CASE) 29.20

502 POWER SUPPLY. Switch from 6 to 9V DC. 100mA output. Filtered. Manual. Stepdown transformer. Insulated test clips.



\$6.95 Complete

540 BINARY CLOCK. Handcraft tomorrow's timepiece today. Watch constantly changing patterns of LED's as they display Binary Time. This unique clock project enhances the learning of Digital Logic and the Binary Coding System, as well as offering a beautifully styled conversation piece.

10 TTL INTEGRATED CIRCUITS • VOLTAGE REGULATOR • MANUAL TEACHES BINARY SYSTEM • FAST, SLOW AND HOLD CONTROLS • 115VAC 50 or 60Hz.



\$39.95 Complete

523 STROBE LITE. Create flashing light effects. Ideal for creating kaleidoscope effects for photography. Long life flash tube. PCB. Manual. Variable flash control. On-off switch. Silicon diodes. 117VAC 50-60 Hz.



\$22.95 Complete

536 8-TRANSISTOR AM RADIO. Experience jewel-like clarity in sound. The best superheterodyne kit circuit available. SEPARATE LOCAL OSCILLATOR for high sensitivity and excellent selectivity. Unique IF Transformer mounting system. Manual. 9V battery required (not included).



\$16.45 Complete

504 TRANSISTOR AMPLIFIER. 4 Transistors. Push-Pull output. Variable volume control. Requires one 9V battery (not included). PCB. Manual. 3 transformer stages for maximum gain. Power output 360mW. Can be operated with any 3.2 - 8 ohm speaker.



\$6.95 Complete

510 FIVE TUBE RADIO. Rediscover TUBES. This fun antique circuit offers high selectivity and sensitivity. 2 IF Transformers. Hi-Q Ferrite antenna. Manual. Superheterodyne circuit. Large PM speaker. For 110-120 VAC or DC.



\$34.95 Complete

401 TACHOMETER. Know exactly when to shift. This fabulous Tach, with a range from 0-8 grand, will mount anywhere - dash, steering column, boat, motorcycle frame, etc. 250° wide sweep scale. Reading accuracy within 2% of full scale. PCB. Manual. Illuminated dial. For all cylinder engines.



\$27.95 Complete

Perforated Boards **NOT INCLUDED** w/100 Series



124 WARBLING SIREN. Two-tone oscillating siren. Loud and penetrating, 2 IC's. For automobile or other 12 volt systems.

- 124 \$5.65
- 124A (124 w/PCB) 7.10
- 124B (124 w/PCB,CASE) 10.20



105 FISH CALLER. Clicking sound imitates distressed fish. Adjustable speed. Battery not included.

- 105 \$3.15
- 105A (105 w/PCB) 4.30
- 105B (105 w/PCB,CASE) 5.80



107 COLOR ORGAN CONTROL - 3 CHANNEL. Over 200W per channel. Separate sensitivity control. Hi-mid-lo frequency response. AC operated.

- 107 \$9.20
- 107A (107 w/PCB) 11.85
- 107B (107 w/PCB,CASE) 14.95



118 TV SCRAMBLER. Tunable to all VHF stations. 30 foot range. Battery not included.

- 118 \$1.95
- 118A (118 w/PCB) 2.90
- 118B (118 w/PCB,CASE) 4.40



122 COMPUTER SOUND EFFECTS GENERATOR. Produces weird, spacey sounds. 4 IC's. Control tone, rate and blip or glide. Battery not included.

- 122 \$14.95
- 122A (122 w/PCB) 19.40
- 122B (122 w/PCB,CASE) 22.75

We accept:

VISA,



MASTER CHARGE

BANKAMERICARD,

CALL NOW TOLL FREE

800-824-5136

IN CALIFORNIA CALL 800-852-7631

ASK FOR OPERATOR 318

DO NOT SEND CASH • NO COD • ORDER BY PHONE OR MAIL

MINIMUM ORDER \$10.00. CALIF. RESIDENTS
ADD 6% SALES TAX.

WE PAY POSTAGE AND HANDLING IN U.S.A. OVERSEAS COUNTRIES:
ADD 15% OF TOTAL FOR POSTAGE.

SEND CHECK OR
MONEY ORDER TO:

Graymark

International, Inc.

1751 McGaw Avenue Dept. 10 Irvine, CA 92714 (714) 540-5480

4-for-1 SALE!

Top Quality J.I.L. 4-in-1
IN-DASH
AM-FM CAR STEREO with
CASSETTE or 8-TRACK
PLUS 40-CHANNEL CB!

\$149.00
WHILE SUPPLY
LASTS



From J.I.L., a leader in car entertainment centers... a modular, compact, first quality 4-in-1 unit at a price you might pay for a radio only! Get stereo high-fidelity FM Radio, AM Radio, Cassette or 8-track, and CB all for on low price. Tens of thousands sold nationally. Order while supplies last.

#853/102 In-Dash Combination 8-Track Stereo, AM/FM/Stereo Radio and 40-Channel Digital Touch-Tuning AM-CB. Features LO/DX switch, Stereo light, 8-track program lights, CB standby switch, LED channel readouts. Plus many other features
-while supply lasts only... **\$149.00**

#610/102 In Dash Combination Stereo Cassette Player, AM/FM/Stereo Radio and 40-Channel Digital Touch-Tuning AM-CB. Features cassette eject/FF button, CB selector, CB standby switch Plus many other features
-while supply lasts only... **\$159.00**

#202-SSB Single Sideband 40-Channel CB featuring Digital Touch-Tuning AM-SSB CB for 120 effective channels with greater clarity and reach. All functions right on the mike. A top-notch unit. Choose SSB instead of standard 40-channel CB with #853 or #610 above.
Please add... **\$50.00**

ACCESSORIES

- AM/FM/CB Retractable Antenna (mounts like reg. car antenna)
List \$39.95... **NOW \$29.95**
- 5 1/4" Full-tone Coaxial Speakers
20 oz. magnets.
List 39.95 pr... **NOW \$19.95**
- 6" x 9" Full-tone Coaxial Speakers
10 oz. magnets each
List \$69.95 pr... **NOW \$29.95 pr.**
- Field Strength/SWR Meter to test Ant.
List \$29.95... **NOW \$19.95**

CLIP AD AND ATTACH TO LETTER
Pa. Res. Add 6% Sales Tax.

LESLIE PAULINC.
"DISCOUNT MAIL ORDER!"

70 James Way, Southampton, Pa. 18966
Phone Orders Call (215) 322-8599

NAME _____
ADDRESS _____
CITY _____ STATE _____ ZIP _____
BankAmericard/ Visa, Master Charge-
Card # _____ Exp. Date _____

CIRCLE 26 ON FREE INFORMATION CARD

MULTI-TESTER

IT TESTS
TRANSISTORS AND LED'S
AS WELL!!

\$28.50



YX-360TR
TRANSISTOR TESTER
20K OHMS/VOLT

SPECIFICATIONS

DCV 0.1 0.5 2.5 10 50 250 1000 (20k Ω /V)
VI : 3% 25k (w/4V probe)
DCA 0.50 μ A 0.2 5 25mA 0.0 25A (100mV & 250mV) \pm 3%
ACV 0.10 50 250 1000 (18k Ω /V) \pm 4%
Freq. 30Hz to 30kHz
 Ω \pm 1 \times 10 \pm 1k \pm 10k (max. 20M)
Batt. 1.5V-2 & 9V-1
dB -10 to +62
ICEO 0-150 μ A 0.15 150mA \pm 5%
hFE 0 1000 \pm 3% (w/connector)
150-100-57 420gr

Surprising versatility at bargain prices! May be used as a transistor circuit analyzer measuring hFE with the optional connector. A 3 volt battery source gives extended capability in checking semiconductors and LEDs. Range placement on the selector dial gives fast operation and maximum safety from accidents misselections. Meter movement is protected with a diode and a varistor. Ohms scale has a 20 ohm center for accurately reading low ohm values. Popular school item.

- Measures hFE & ICEO (options)
- High versatility at low cost
- Ohms scale has 20 ohm center

ACCESSORIES
AVAILABLE

SAN-HV14 Hi-Volt Probe, 25KV, 480 M OHM \$7.50
SAN-FE2, hFE Semiconductor Connector \$3.50

THE MOST POPULAR MM5314 CLOCK KIT

Features:

- * 12/24 Hours Display
- * 50/60 Hz Input
- * 6 Digits Bright Orange Readouts

Kit includes plastic case, MM 5314 I.C. One set transistor drivers, P.C. Board, gas discharge displays, all other electronic parts and transformer. Catalog no. DC-8SP

SPECIAL PRICE
\$16.95 PER KIT




9 STEPS LED LEVEL INDICATOR KIT



for most stereo amplifiers
This new project works as a pair of VU meter to indicate the output level of your amplifier from -20dB to +3dB. KIT includes all LED, transistors, electronic components, P.C. Board and instructions.

Easy to build and fun to see.
ONLY \$9.90 EA.

60W + 60W



OCL pre amp. & power stereo amp. with bass, middle, treble 3-way tone control. Fully assembled and tested, ready to work. Total harmonic distortion less than 0.5% at full power. Output maximum is 60 watts per channel at 8 Ω . Power supply is 24-36V AC or DC. Complete unit

only **\$37.50 ea.**
Power transformer **\$7.50 ea.**

COMPUTER GRADE CAPACITORS



All capacitors are Brand New U.S. made in standard size

5600MFD	60V	\$2.20 EA.
8500MFD	35V	\$2.75 EA.
9000MFD	50V	\$3.25 EA.
4200MFD	150V	\$2.50 EA.
3000MFD	15V	\$1.50 EA.
11000MFD	35V	\$3.20 EA.
14500MFD	40V	\$3.40 EA.
2000MFD	55V	\$3.50 EA.
2300MFD	20V	\$3.00 EA.
58000MFD	20V	\$3.20 EA.
100,000MFD	6V	\$2.50 EA.



VHF MODULATOR

(Size of a Match Box)

This unit converts the video signal to RF signal. Ideal for computer terminal or TV games.


Video Input: 1V QC RF
Output: 1.5MV
Preset at 61.25 MHz
(channel 3)
Frg. adjustable \pm 3 MHz
Power Supply 5~8V DC 10MA

NEW

\$4.50 EACH

MARK II
with both RF and audio signal output allows you to have sound!!
\$8.50 EACH

DIP SWITCHES



(On-Off Contacts)

4 positions	\$1.50
5 positions	\$1.60
6 positions	\$1.70
7 positions	\$1.70
8 positions	\$1.80
10 positions	\$2.00



PHOTO RESISTOR |C.D.S.

This U.S. made photo resistor is packed in a clear glass case with a dia. of 1/8".
Max. range 50K~0 Ω .

80¢ ea.



AA SIZE NI-CO| BATTERY
6 in a pack (1.2V X 6) 500 MA/HR
SPECIAL PRICE
\$4.80 PER PACK

RCA 2N3055



NPN power transistor.
100V 115 watt
15 amp
2 for \$1.80



MERCURY SWITCH

The switch is a light bulb type SPST with a drop of mercury inside. Ideal for alarm control, or a motion device switch. Small size like a 6V light bulb.

60¢ ea.

SUPER 15 WATT AUDIO AMP KIT

Uses STK-015 Hybrid Power Amp

Kit Includes: STK-015 Hybrid IC, power supply with power transformer, front Amp with tone control, all electronic parts as well as PC Board. Less than 0.5% harmonic distortion at full power 1/2dB response from 20-100,000 Hz. This amplifier has QUASI-Complementary class B output. Output max 15 watt (10 watt RMS) at 4 Ω .



ONLY \$23.50 each

30MHZ FREQUENCY COUNTER KIT

Take advantage of this new state-of-the-art counter featuring the many benefits of custom LSI circuitry. This new technology approach to instrumentation yields enhanced performance, smaller physical size, drastically reduced power consumption (portable battery operation is now practical), dependability, easy assembly and revolutionary lower pricing!



Model 250-30A

Only ~~\$59.50~~ \$53.50
Includes all parts, PC Board and Transformer

- * 0.5" red LED 6 digits display
- * Resolution: 1 Hz at 1 sec. 10 Hz at 1/10 sec.
- * Sensitivity: 10 Mv RMS to 30 Hz
- * Internal power supply: 5.2V at 1 amp regulated
- * Input connector: BNC type
- * Input power required: 117V AC 50/60 Hz
- * Diode protected for over voltage input

POWER SUPPLY KIT

0-30V D.C. REGULATED
Uses UA723 and ZN3055 Power TR output can be adjusted from 0-30V, 2 AMP. Complete with PC board and all electronic parts.



0-30 POWER SUPPLY \$10.50 each
Transformer for Power Supply, 2 AMP 24V x 2 \$6.50
30V DC Panel Meter \$4.20

12V DC MINI RELAY

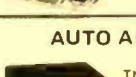
P.C. Board Solder Type



2AMP Contact SPDT \$1.30 EA
2AMP Contact DPDT \$1.75 EA
5AMP Contact 4PDT \$2.20 EA

ELECTRONIC SWITCH KIT

CONDENSER TYPE
Touch On Touch Off uses 7473 IC and 12V relay \$5.50 each



AUTO ALARM KIT

The Crimefighter Auto Alarm is an electronic, self-controlled auto protection system, normally mounted within the glove box of an automobile. Two minutes after turning off the ignition, the alarm automatically turns itself "on". When auto is re-entered, the horn will sound after a 10-45 second entry delay. The automobile owner, by inserting the ignition key, will activate the alarm. Once activated, the alarm will sound for two minutes before automatically turning off. The alarm then resets and is ready to again protect the vehicle from unwanted entry.

FEATURES: Simple Installation: 5 wires, Automatically turns on when auto is parked, Adjustable entry time, Extended exit time to allow for unrush exit from vehicle, Numerous applications include protection of boats, campers, trailers, motorcycles, trucks, Can't be deactivated by "hot wiring" an auto, Cannot be turned off without ignition key, Negative ground only.

ONLY \$14.00 PER KIT

LED ALARM CLOCK

COMPLETE UNIT NOT A KIT
0.5" RED LED READ OUT
24 HRS. ALARM SET
10 MINS. SNOOZE SET
AM/PM ALARM INDICATORS
SECOND DISPLAY SWITCH
AUTOMATIC BRIGHTNESS CONTROL
COMPACT AND HANDSOME PACKING
110V AC 60HZ INPUT
\$17.50 EACH

- * 0.5" RED LED READ OUT
- * 24 HRS. ALARM SET
- * 10 MINS. SNOOZE SET
- * AM/PM ALARM INDICATORS
- * SECOND DISPLAY SWITCH
- * AUTOMATIC BRIGHTNESS CONTROL
- * COMPACT AND HANDSOME PACKING
- * 110V AC 60HZ INPUT

2 1/4" ROUND SPEAKER

8 Ω 0.25W
for most sound projects

SPECIAL 3 for \$2.00

I.C. TEST CLIPS

Same as the E-Z clips With 20" Long Leads In Black and Red Colors \$2.75 per pair

FM WIRELESS MIC KIT



\$6.95 EACH KIT

This new model FM wireless MIC kit uses 3 high freq. transistors, works in the FM range (88-108 MHz). It transmits the sound wave fidelity clearly over long distances (up to 250 ft.). Kit comes with all electronic parts, P.C. Board and mini microphone!

SOUND ACTIVATED SWITCH

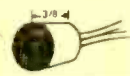


All parts contained on a PC Board SCR will turn on relay, buzzer or trigger other circuit for 2-10 sec. (adjustable) Ideal for use as door alarm, sound controlled toys and many other projects
Supply voltage 4.5V-9V D.C.
\$1.75 ea./2 for \$3.00

Sub-Mini Size Condenser Microphone

\$2.50 each

FET Transistor Built-in



FLUORESCENT LIGHT DRIVER KIT

12V DC POWERED

Lights up 8-15 Watt Fluorescent Light Tubes Ideal for camper, outdoor Auto or Boat



Kit includes high voltage coil, power transistor, heat sink, all other electronic parts and PC Board, light tube not included!

ONLY \$5.50 PER KIT

MANY SOUND DECISIONS!

Solid state sound indicator operating voltage 6V DC 30mA. Small size approximately 1/4" x 1/8".

Model EB2116 (Continuous)
Model EB2126 (Slow Pulse)
Model EB2136 (Fast Pulse)



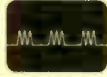
\$3.60 EACH



Continuous



Slow Pulse



Fast Pulse

1Watt AUDIO AMP

All parts are pre assembled on a mini PC Board Supply Voltage 6-9V D.C. SPECIAL PRICE \$1.95 ea.



"FISHER" 30 WATT STEREO AMP

(15W X 2)

Kit includes 2 pcs. Fisher PA 301 Hybrid IC all electronic parts with PC Board, Power supply \pm 16V DC (not included). Power band with (KF 1% \pm 3dB). Voltage gain 33dB. 20Hz - 20KHz.

Super Buy Only \$22.50 each kit



5W AUDIO AMP KIT

2 LM 380 with Volume Control Power Supply 6-18V DC only \$5.00 ea.



TIMER KIT

Time Controlled from 1-100sec. Ideal to be used as timer delay unit for burglar alarm, photo service, and other purposes. Max. loading 110V, 2 AMP. Supply voltage 12-18V DC.

\$11.50 each



PT-80 ELECTRONIC IC TIMER

ELECTRONIC ALARM SIREN

COMPLETE UNIT Ideal for use as an Alarm Unit or hookup to your car back up to make a reverse indicator. Light Output up to 130dB Voltage Supply 6-12V. \$7.50



AU-999

19 KEY HEXADECIMAL KEY PAD

- 1-0
- Homekey
- ABCDEF
- \leftarrow Key

SPECIAL \$10.50 ea.



LINEAR SLIDE POT 500K Ω SINGLE Metal Case 3" Long 2 FOR \$1.20



DIGITAL ELECTRONIC LOCK KIT

for auto ignition, entry door, burglar alarm, etc. 4 Digits Programmable by CMOS IC. Any Combination IN CIRCUIT \$6.50 ea. 400R RELAY AND KEY PAD NOT INCLUDED



BATTERY POWERED FLUORESCENT LANTERN

FEATURES

- * Circuitry: designed for operation by high efficient, high power silicon transistor which enable illumination maintain in a standard level even the battery supply drops to a certain low voltage.
- * 9" 6W cool/daylight miniature fluorescent tube.
- * 6 X 1.5V UM-1 (size D) dry cell battery.
- * Easy sliding door for changing batteries.
- * Stainless reflector with wide angle increasing illumination of the lantern.



\$9.60 EACH MODEL 888R

HEAVY DUTY CLIP LEADS




10 pairs - 5 colors Alligator clips on a 22" long lead. Ideal for any testing.

\$1.85/pack

MINI-SIZED I.C. AM RADIO

Size smaller than a box of matches! Receives all AM stations Batteries and ear phone included

Only \$8.50



GELYTE

Rechargeable Battery 6V 9AMP hour by Gould all batteries are new unused, sold with no liquid chemicals \$9.50 EACH

we pay shipping

Sub Mini Size PANEL METER

500 UA ONLY \$1.20 ea



PANEL METER (D.C. Type) Size 60MM X 66MM White Face Type \$5.50 ea.

0-50 UA 0-30V
0-1MA 0-50V
0.5MA 0-100V
0-100MA

TRANSFORMERS

ALL 117 VOLT INPUT

30V CT 4AMP \$7.50 EA.
36V CT 3AMP \$6.50 EA.
48V CT 3AMP \$6.50 EA.
24V CT 3AMP \$6.50 EA.
12 or 24V 2AMP \$3.90 EA.
24V CT 0.8AMP \$1.80 EA.
12V CT 0.8AMP \$1.80 EA.

AC POWER SUPPLY

Wall Type Transformer
12V AC Output 200MA \$2.75 EA.
16V CT AC Output 100MA \$2.10 EA.
6V DC Output 120MA \$1.90 EA.
12V DC Output 100MA \$1.90 EA.

WIDE ANGLE PANEL METER

1 1/2" x 1/2" IMA Full Scale (scale marks 0-100) \$1.50 each



HOUR INDICATOR

This unit is 1 5/8" long operating voltage 4V D.C. will tell you how many hours your circuit or machine has been in service up to 100 hours. Limited Quantity ONLY \$1.75 ea.



MINI-MINI TOGGLE SWITCH

Half size of submini toggle switch rated 3 amp 125V AC contact 1-9 10-99 MS 2432P SPST 0.90 0.80 MS 244 SPDT 1.00 0.90 MS 245 DPDT 1.20 1.10 LARGE QUANTITY AVAILABLE FOR OEM

SUBMINIATURES TOGGLE SWITCHES

SPDT On/Off \$1.30 ea
DPDT On/Off \$1.50 ea
3PDT On/Off \$1.75 ea
Mini size Rocker Type Also available at the same Price

MINI SIZE REED RELAY

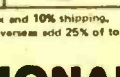
Approx. 1" square SPST Normal Open Contact rated 1AMP Coil 6-12V DC All brand new by AMF 3 for \$2.00

PUSH-BUTTON SWITCH

N/Open Contact Color: Red, White, Blue, Green, Black 4/5 \$1.00 N/Close also Available 50 ea. LARGE QTY. AVAILABLE

SOLID STATE ELECTRONIC BUZZER

Mini size 1" x 1/2" x 1/2" Supply voltage 1.5V 12V Ideal for Alarm or Tone Indicator \$1.50 each



MINIMUM ORDER \$10.00. California residents add 6% sales tax and 10% shipping. Out of state add 15% of total purchase for shipping charges, out of USA and Overseas add 25% of total purchase. SEND CHECK OR MONEY ORDER TO:



FORMULA INTERNATIONAL INC.

12603 CRENSHAW BOULEVARD • HAWTHORNE, CALIFORNIA 90250

For more information please call (213) 973-1921, (213) 679-5162

STORE HOURS 10-7 Monday - Saturday

SEND \$1.00 FOR DETAILED CATALOG



SURPLUS SPECTACULAR!

2 METER MOBILE ANTENNA

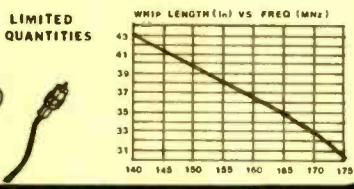
\$12.95

BRAND NEW FACTORY BOXED ANTENNAS MADE BY WELL KNOWN TOP LINE MFR. FOR POLICE AND GOVT. AGENCIES. ORIGINAL COST IN HUGE QUANTITIES WAS TWICE OUR LOW PRICE.

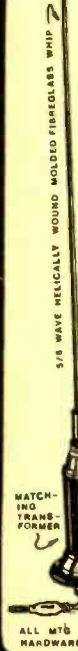
Plus \$1 Shipping

FEATURES: -HIGHEST QUALITY; DESIGNED FOR USE WITH STATE & COUNTY POLICE VEHICLES. MOLDED FIBREGLASS HELICALLY WOUND WHIP (FLUORESCENT ORANGE), HEAVILY PLATED PARTS, SEALED MATCHING TRANSFORMER.
-SINGLE HOLE MOUNT (1/2" DIA) WITH ALL MOUNTING HARDWARE INCLUDING TRIM RINGS AND RUBBER SEALS. ALSO WORKS WITH MOST "CLAMP TYPE" ADAPTERS.
-TUNES FROM 140-176 MHz -- WHIP CUTTING CHART SHOWS WHIP LENGTH VS FREQUENCY. CUT FOR 2M HAM BAND, FIRE & POLICE BANDS (FOR SCANNERS) OR EVEN USE IN THE MARINE BAND!
-COMPLETE WITH ALL PARTS - WHIP, LOADING COIL (TRANSFORMER), HARDWARE, COAX (RG58A/U), PL259 CONNECTOR, AND COMPLETE INSTALLATION AND TUNING INSTRUCTIONS.


DOES IT GET TOO ? YOU BET! 5/8 WAVE VERTICALS ARE MOST WIDELY USED IN COMMERCIAL AND 2 METER FM WORK BECAUSE OF THE LOW RADIATION ANGLE AND CONSIDERABLE GAIN OVER SHORTER VERTICAL WHIPS. BANDWIDTH IS GOOD, RESULTING IN LOWER SWR OVER A WIDER FREQUENCY RANGE. A LESSER DEPENDENCE ON A GROUND PLANE MEANS EASIER MOUNTING IN MANY CASES. (THESE ANTENNAS WERE USED ON POLICE MOTORCYCLES WITH EXCELLENT RESULTS -- GROUND PLANE ?) GIVE THEM A GOOD GROUND PLANE (LIKE A CAR ROOF) AND THEY'RE NEARLY UNBEATABLE!



LIMITED QUANTITIES



LASER POWER SUPPLIES




COMMERCIAL QUALITY SUPPLIES FEATURE 120 VAC INPUT, RECTIFIED AND FILTERED DC OUTPUT! THESE NEW UNITS ORIGINALLY COST THE MFR ABOUT \$30 EACH IN BIG QUANTITIES. USE FOR LASERS, BUG ZAPPERS, HIGH VOLTAGE EXPERIMENTS OF ALL SORTS. SUPPLIES ARE POTTED IN PLASTIC WITH THE RECTIFIERS ACCESSIBLE THROUGH A REMOVABLE PLATE.

**12,500 Vdc
25 Watts L-1250**

\$795 Plus \$2 Ship. (They are HEAVY!)

**7,500 Vdc
15 Watts L-750**

\$695 Plus \$1.40 shipping



SEE IN THE DARK

IR viewer complete ready to operate. Guaranteed by the manufacturer. Portable, runs on lantern battery. New, see in total darkness. No shipments to Calif. Comes complete with built in IR source and adjustable focus lens. **SPL-21 \$199.00**

CHARACTER GENERATOR CHIP
Memory is 512X5 produces 64 five by seven ASCII characters. New by National, w/specs **\$8.00**

TOUCHTONE ENCODER CHIP
Compatible w/Bell system. Ideal for repeater work. W/specs **\$8.00**

HAWKEYE RADAR SPEED TRAP alarm
Plugs into cigar lighter outlet **\$30**

12 VOLT DC POWER SUPPLY 2 1/2 amps.
Runs CB's, tape decks in house. New in metal cabinet. **\$14**

customer pays all postage
MESHNA, PO BOX 62, E. Lynn Ma 01904

CIRCLE 65 ON FREE INFORMATION CARD

CIRCLE 48 ON FREE INFORMATION CARD

UNIVERSAL 4Kx8 MEMORY BOARD KIT
\$69.95
32-2102-1 fully buffered, 16 address lines, on board decoding for any 4 of 64 pages, standard 44 pin bus, may be used with F-8 & KIM

EXPANDABLE F8 CPU BOARD KIT
\$99.00
featuring Fairbug PSU 1K of static ram, RS 232 interface, documentation, 64 BYTE rest. er

C/MOS (DIODE CLAMPED)

4001 - 18 4019 - 37 4048 - 35 74C73 - 85
4002 - 18 4020 - 90 4050 - 35 74C74 - 45
4006 - 35 4021 - 80 4053 - 10 74C83 - 15
4007 - 18 4022 - 90 4055 - 125 74C86 - 40
4009 - 37 4023 - 18 4066 - 70 74C89 - 75
4010 - 37 4024 - 75 4071 - 18 74C131 - 140
4011 - 18 4025 - 18 4076 - 97 74C160 - 105
4012 - 18 4027 - 37 4078 - 70 74C181 - 105
4013 - 29 4028 - 80 74C00 - 22 74C193 - 120
4014 - 75 4029 - 95 74C02 - 22 74C175 - 105
4015 - 75 4030 - 33 74C04 - 24 74C193 - 120
4016 - 29 4032 - 97 74C08 - 22 74C901 - 48
4017 - 90 4042 - 65 74C10 - 27 74C902 - 48
4018 - 90 4046 - 135 74C42 - 85 74C914 - 170

2708 BK EPROM 1450 MB	\$ 9.75
2822 STATIC SHIFTER	\$ 1.95
2813 CHARACTER GEN	\$ 2.45
2518 HEX 32 BIT SR	\$ 2.20
2102 1 (4500)	\$ 1.25
2102 1 (4500)	\$ 1.25
4M4020 4K X1 DYN	\$ 3.45
MK 4008P	\$ 1.95
2101 1256 - 8 STATIC	\$ 2.45
2111 1256 - 4 STATIC	\$ 2.45
2112 1256 - 4 STATIC	\$ 2.25
2114 4K STATIC RAM (4500)	\$ 8.50
5760/31078 4K DYNAMIC RAM	\$ 3.40
7460 4000L	\$ 3.95
5204 4K PROM	\$ 1.95
8252Z	\$ 1.95
8252Z	\$ 1.95
AY-51013 UART	\$ 2.25
TH16028	\$ 4.95

CRYSTALS \$3.45 ea.

4.000 MHz	26 COND.	50/PER FOOT
6.000 MHz	26 COND.	50/PER FOOT
6.144 MHz	26 COND.	50/PER FOOT
8.000 MHz	26 COND.	50/PER FOOT
10.000 MHz	26 COND.	50/PER FOOT

CTS 2068 8 digit position dip switch \$1.60
CTS 206 A four position dip switch \$1.45
LIGHT ACTIVE TBC SCR's
TD 18, 200V 1A \$.70

SILICON SOLAR CELLS
2X" diameter 4V at 500 mA \$4.00

FND 359 C.C. 4" x 5.0	LED READOUTS
FCS 8024 4 digit	DL-704 C.A. 3" \$.75
C.C. 8" display	\$5.95 DL 747 C.A. 6" \$1.25
FND 503 C.C. 5"	\$.85 FND 803 C.C. 8" \$1.95
FND 510 C.A. 5"	\$.85 FND 810 C.A. 8" \$1.95
DL-704 3" C.C.	\$.85

PRINTED CIRCUIT BOARD
4 1/2" x 6 1/2" SINGLE SIDE EPORY BOARD 1 16" THICK (SINGLE) \$5.60 ea

7 WATT LD-65 LASER DIODE IR \$8.95

2N 3820 P FET	\$ 45
2N 5457 N FET	\$ 45
2N2646 UJT	\$.45
ER 900 TRIGGER DIODES	4 \$1.00
2N 6108 PROG UJT	\$.65

CHARGED COUPLE DEVICES

CCD 321 AM2-512 audio analog S.R.	\$95.00
CCD 201C 100x100 Image Sensor	\$95.00
CCD 202C 100x100 Image Sensor	\$145.00

VERIPAX PC BOARD \$4.00
This board is a 1/16" single sided copper board, 4 1/2" x 6 1/2" DRILLED and ETCHED which will hold up to 21 single 14 pin IC's or 8, 16 or 8 LSI DIP IC's with buses for power supply connector.

Silicon Power Rectifiers

PRV	1A	3A	12A	50A	125A	240A
100 06	.14	30	80	370	5.00	
200 07	.20	35	1.15	4.25	6.50	
400 09	.25	50	1.40	6.50	9.50	
600 11	.30	70	1.80	8.50	12.50	
800 15	.35	90	2.30	10.50	16.50	
1000 20	.45	110	2.75	12.50	20.00	

SAD 1024 a REDICON 1024 stage analog "Bucket Brigade" shift register. **\$18.95**

REGULATORS

309K	\$.95	340K 12.16	
723	\$.50	or 24V.	\$.95
LM 376	\$.60	340T-5, 6, 8, 12	
320T-12, 15		15, 18 or 24V.	\$.95
or 24V	\$ 1.25	78 MG	\$1.35
		79 MG	\$1.35

TRANSISTOR SPECIALS

2N6233-NPN SWITCHING POWER	\$ 1.95
MRF 8004 a CB RF Transistor NPN	\$ 1.50
2N3772 NPN Si TO 3	\$ 1.00
2N1546 PNP GE TO-3	\$.75
2N4004 PNP Si TO 3	\$ 1.00
2N6056 NPN Si TO 3 Darlington	\$ 1.70
2N5086 PNP Si TO 92	\$ 4.50
2N3137 NPN Si RF	\$.85
2N3199 NPN Si TO-3 RF	\$ 1.50
2N4220 NPN Si TO 5	\$ 3/5 1.00
2N3767 NPN Si TO 66	\$.70
2N2222 NPN Si TO 18	\$ 5/5 1.00
2N3055 NPN Si TO 3	\$.50
2N3904 NPN Si TO 92	\$ 6/5 1.00
2N3906 PNP Si TO 92	\$ 6/5 1.00
2N5296 NPN Si TO 220	\$.50
2N5609 PNP Si TO 220	\$.55
2N3638 PNP Si TO 5	\$ 5/5 1.00
MPS13 NPN Si TO 3	4/5 1.00

TTL IC SERIES

7400 - 13 7446 - 65	74151 - 61
7401 - 13 7448 - 68	74153 - 61
7402 - 13 7449 - 58	74154 - 94
7403 - 13 7450 - 15	74155 - 58
7404 - 15 7472 - 25	74157 - 55
7405 - 13 7473 - 28	74163 - 55
7406 - 13 7474 - 28	74164 - 85
7407 - 20 7475 - 45	74168 - 95
7408 - 18 7476 - 30	74170 - 50
7409 - 18 7480 - 31	74173 - 120
7410 - 13 7483 - 65	74174 - 95
7411 - 18 7485 - 87	74175 - 85
7412 - 13 7486 - 28	74176 - 75
7413 - 36 7489 - 125	74177 - 75
7414 - 60 7490 - 42	74180 - 65
7416 - 22 7491 - 58	74181 - 190
7417 - 25 7492 - 43	74190 - 100
7420 - 13 7493 - 40	74191 - 100
7421 - 25 7494 - 67	74192 - 78
7426 - 22 7495 - 65	74193 - 79
7427 - 19 7496 - 65	74194 - 80
7428 - 13 7497 - 28	74195 - 50
7429 - 25 7498 - 67	74197 - 80
7432 - 22 7499 - 66	74198 - 86
7437 - 21 74122 - 38	74279 - 55
7438 - 21 74123 - 45	74379 - 50
7440 - 13 74124 - 40	75225 - 130
7441 - 70 74126 - 40	75491 - 50
7442 - 37 74150 - 94	75492 - 50

DATA CASSETTES 1/2 HR \$.95
22/44 Pin Solder Tail 156" Conn. \$1.95

MM 5387Aa New clock chip which will directly drive LED's 1/2/24 hrs, 1 supply & 48mm **\$5.95**

NO. 30 WIRE WRAP WIRE SINGLE STRAND 100' \$1.40

ALCO MINATURE TOGGLE SWITCHES

MTA 106 SPDT	\$.95
MTA 206 DPDT	\$ 1.70
MTA 206 P-DPDT CENTER OFF	\$ 1.85
MSR 206 P-DPDT CENTER OFF	\$ 1.85
LEVER SWITCH	\$ 1.85

Full Wave Bridges

PRV	2A	6A	25A	DIP SOCKETS
100			1.30	8 PIN 17 24 PIN .35
200	.75	1.25	2.00	14 PIN .20 28 PIN .40
400	.95	1.50	3.00	16 PIN .22 40 PIN .60
600	1.20	1.75	4.00	18 PIN 25

SANKEN AUDIO POWER AMPS

Si 1019 G 10 WATTS	\$ 2.80
Si 1020 G 20 WATTS	\$15.70
Si 1050 G 50 WATTS	\$28.50

TANTULUM CAPACITORS

22UF 35V 5 S1 00	68UF 35V 4 S1 00
47UF 35V 5 S1 00	10UF 10V .5 .25
68UF 35V 5 S1 00	22UF 75V .5 .40
1UF 35V 5 S1 00	15UF 35V 3 S1 00
2.2 UF 20V5 S1 00	30UF 6V 5 S1 00
3.3UF 20V 4 S1 00	47UF 20V .5 .35
4.7UF 15V 5 S1 00	68 UF 15V .5 .50
	100 UF 10V .4 .40

74LS SERIES

74LS00	19	74LS132	70	LM 101 74B	25
74LS01	19	74LS138	70	LM 307 - 30	
74LS02	19	74LS139	70	LM 308 - 75	
74LS03	19	74LS151	70	LM 311 - 75	
74LS04	27	74LS152	70	LM 318 - 120	
74LS05	27	74LS155	82	LM 324 - 70	
74LS06	27	74LS156	82	LM 339 - 110	
74LS08	27	74LS162	78	LM 358 - 70	
74LS10	27	74LS163	78	LM 370 - 110	
74LS11	27	74LS164	78	LM 377 - 165	
74LS12	27	74LS165	78	LM 380 - 95	
74LS13	27	74LS166	78	LM 381 - 125	
74LS14	27	74LS167	78	LM 382 - 125	
74LS15	27	74LS168	78	LM 387 - 125	
74LS16	27	74LS169	78	LM 537 - 250	
74LS17	27	74LS170	78	LM 553 - 250	
74LS18	27	74LS171	78	LM 555 - 39	
74LS19	27	74LS172	78	LM 568 - 25	
74LS20	27	74LS173	78	NE540L	
74LS21	27	74LS174	78	560 - 200	
74LS22	27	74LS175	78	565 - 90	
74LS23	27	74LS176	78	567 - 110	
74LS24	27	74LS177	78	703 - 80	
74LS25	27	74LS178	78	733H - 75	
74LS26	27	74LS179	78	9027A	
74LS27	27	74LS180	78	709 - 25	
74LS28	27	74LS181	78	710 - 35	
74LS29	27	74LS182	78	741C D V - 75	
74LS30	27	74LS183	78	LM 1310 - 250	
74LS31	27	74LS184	78	567 - 110	
74LS32	27	74LS185	78	1456 - 90	
74LS33	27	74LS186	78	1458 - 50	
74LS34	27	74LS187	78	3900 - 40	
74LS35	27	74LS188	78	8038CC - 30	
74LS36	27	74LS189	78	78 - 25	
74LS37	27	74LS190	78	LF355H - 120	

TRIACS SCR'S

PRV	1A	10A	25A	15A	6A	35A
100	40	70	130	40	50	120
200	70	110	175	60	70	160
400	110	160	260	100	120	220
600	170	230	360	150	200	

WE SHIP OVER 95% OF OUR ORDERS THE DAY WE RECEIVE THEM

Terms: FOB Cambridge, Mass. Send 25¢ for our catalog featuring Transistors and Rectifiers. Include Postage, Minimum Order \$5.00, CDS \$20.00

SOLID STATE SALES
P.O. BOX 74D
SOMERVILLE, MASS. 02143 TEL: (617) 547-7053

ADVANCED COMPUTER PRODUCTS

THE FIRST TO OFFER PRIME PRODUCTS TO THE HOBBYIST AT FAIR PRICES NOW LOWERS PRICES EVEN FURTHER!

- 1. Proven Quality** Factory tested products only, no re-tests or fallouts. Guaranteed money back. We stand behind our products.
- 2. Same Day Shipment** All prepaid orders with cashiers check, money order or charge card will be shipped same day as received.

\$100 PRODUCTS

LOGOS I 8K STATIC RAM

- ★ Low Power
- ★ Selectable Memory Protect
- ★ Totally Buffered
- ★ Battery Back-up
- ★ Address on 1K boundary
- ★ Requires no front panel
- ★ No wait states



ASSEMBLED & TESTED

250ns. 199.95
450ns. 179.95

KIT

250ns. 149.95
450ns. 125.95

WE OFFER GROUP DISCOUNTS

Bare PC Board w/Data \$21.95

Now over 1 year successful field experience
*Special Offer: Buy (4) 8K 450ns. Kits \$117.00 ea.

IMS 16K STATIC RAM

- ★ Memory mapping
- ★ Phantom
- ★ Address 16K Bound
- ★ Use with w/o front panel
- ★ Power 2.1 amps typ.
- ★ Uses 2114

ASSEMBLED & TESTED ONLY

450ns. \$439.95 250ns. \$495.95

S-100 32K STATIC RAM

- ★ Address 32K Boundary
- ★ Power 450ns. 2.8 amps typ.
- ★ No wait gates on 2MHz
- ★ Fully Buffered
- ★ Phantom can be added
- ★ 2114/TMS4045 or 9135

ASSEMBLED & TESTED

250ns. \$849.00 250ns. \$730.00
450ns. \$769.95 450ns. \$625.00

Bare PC Board w/Data \$59.95

SPECIAL OFFER:

Kit without Memory only \$99.95
Add 2114 Memory for 8 @ \$7.50 ea.

PARATRONICS LOGIC ANALYZER KIT

MODEL 100A \$219.95 (analyzes any type of digital system)

Trigger Expander Model 10 \$229.00

Model 10 Manual \$4.95

Model 150 Bus Grabber Kit \$369.00

DC HAYES DATA COMMUNICATIONS ADAPTER

- ★ Telephone/TWX
- ★ S-100 compatible
- ★ Bell 103 freq.
- ★ Originate & answer mode

Assembled & Tested \$279.95

Bare PC Board w/data \$49.95

Z-80/Z-80A CPU BOARD

- ★ On board 2708
- ★ Power on jump
- ★ 2708 Included (450ns.)
- ★ completely socketed

Assembled and tested \$185.00

Kit \$129.95

Bare PC Board \$34.95

★ For 4MHz Speed Add \$15.00

MICRODESIGN MR-16 2716 EPROM BOARD

(MR-8 Also Available at same price)

- ★ Individual Prom Address
- ★ Uses Low cost 16K TI EPROMS
- ★ Optional 1K RAM
- ★ Phantom-control

Assembled and Tested \$174.95

Kit \$99.50

SPECIAL SPECIAL SPECIAL

2708-6 Eprom 8 @ \$ 5.50 ea.

416 16K Ram 32 @ \$16.95 ea.

1771-01 Floppy 5 @ \$25.95 ea.

Pet Connector Set 5 @ \$ 7.95 ea.

BYTE USER 8K EPROM BOARD

- ★ Power on Jump
- ★ Reset Jump

Assembled & Tested \$94.95

Kit \$64.95

Bare PC Board \$21.95

Special Offer: Buy 4 kits only \$59.95 each

NOTE: 2708-6 only \$5.95

TARBELL FLOPPY INTERFACE

- ★ S100 Compatible
- ★ Uses CPM
- ★ Jumper Selectable
- ★ Perscl, Sugar, et al.

Assembled and tested \$269.95

Kit \$179.95

Bare PC Board \$39.95

NOTE: For CPM Add \$70.00

Documentation Add \$20.00

RAMS DYN.

4116 16K x 1 17.95

4118 8K x 1 6.95

4050 4K x 1 4.45

4096 4K x 1 4.25

2104 8K x 1 4.95

2107 8K x 1 4.25

5261 1.95

5262 1.95

5270 4.95

5280 4.95

40083 1.95

TMS4010 16K x 1 19.95

MC6M605 4K x 1 4.95

FLOPPY DISK I/O

1771-01 8" MiniFloppy 27.95

HPD372 Net Floppy 49.95

1781 Dual Floppy 39.95

CHARACTER GENERATORS

RC02513-001 (5V Upper) 9.50

RC02513-002 (5V Lower) 10.95

RC02513-ADM1 (5V Lower) 14.95

MC6M671 10.75

MC6M674 10.75

MC6M675 14.50

MC6M675 14.50

KEYBOARD ENCODERS

AV5-2378 13.75

AV5-3600 13.75

UARTS/USRTS

TR16028 (5V, 12V) 3.95

AV51013 (5V, 12V) 5.50

AV51014 (5V, 12V) 5.50

AV51015A (5V, 12V) 6.95

AV51016 (5V, 12V) 5.50

AV51017 (5V, 12V) 5.50

AV51018 (5V, 12V) 5.50

AV51019 (5V, 12V) 5.50

AV51020 (5V, 12V) 5.50

AV51021 (5V, 12V) 5.50

AV51022 (5V, 12V) 5.50

AV51023 (5V, 12V) 5.50

AV51024 (5V, 12V) 5.50

AV51025 (5V, 12V) 5.50

AV51026 (5V, 12V) 5.50

AV51027 (5V, 12V) 5.50

SUPPORT DEVICES

AJ9511 1Kbit Processor \$195.00

AM8317 DMA Controller 71.95

AM9519 Universal Interrupt 24.95

3881 (280 Pin) 104.50

3881 (4 Pin) 104.50

3882 (2 80 CTC) 104.50

3882 (4 MHz) 14.95

8205 74S18 Decoder 2.95

8212 8 bit I/O 2.50

8216 Priority Int. 8.95

8216 Bus Driver 2.50

8224 Clock Gen. 2.95

8224 (4 MHz) 9.75

8228 Sys. Control 3.95

8228 Bus Driver 2.39

8228 Sys. Control 8.95

8251 Prog. I/O 11.50

8253 Int. Timer 8.95

8255 Prog. I/O 11.50

8257 Prog. DMA 19.50

8259 Prog. Int. 19.50

8275 CRT Controller 74.95

8279 Prog. Keyboard 19.50

8279 (2 8 RAM) 4.75

6820 PA 7.20

6821 PA 7.28

6828 Priority Int. 11.95

6834-1 512 x 8 Eprom 12.95

6850 ACIA 7.80

6852 Ser. Adapter 39.95

6845 HD46505 CRT Contr. 14.80

6860 Modem 14.80

6864 Dual I/O 2.95

6871A 10MHz OSC. 25.95

6875 8.25

7300 USRT 21.75

6880 Bus Driver 2.39

1821 5CD 1K RAM 25.00

1822 256 x 4 RAM 16.95

1824 CD 32 x 8 RAM 9.95

1852 CD 8 bit I/O 10.95

1856 CD I/O 8.95

1857 CD I/O 9.50

6520 PA 2.95

6522 Mult 9.95

6530-002 18.50

6530-004 15.50

6530-005 15.50

3851 F8 Prog. Store 14.95

3853 F8 Memory I/O 14.95

PROMS

2708 6 9.95

1702A 6 3.95

1702A 6 3.95

2716-9V 44.95

2718-9V 12V 24.95

2758 8V 25.95

5203AQ 11.95

5204AQ 9.95

IM 5510 12.95

82512J 2.95

82513J 2.95

82519J 4.95

RAMS DYN.

4116 16K x 1 17.95

4118 8K x 1 6.95

4050 4K x 1 4.45

4096 4K x 1 4.25

2104 8K x 1 4.95

2107 8K x 1 4.25

5261 1.95

5262 1.95

5270 4.95

5280 4.95

40083 1.95

TMS4010 16K x 1 19.95

MC6M605 4K x 1 4.95

FLOPPY DISK I/O

1771-01 8" MiniFloppy 27.95

HPD372 Net Floppy 49.95

1781 Dual Floppy 39.95

MICROPROCESSORS

Z 80 \$19.95

Z 80A \$26.95

21L02 250ns \$1.24

21L02 250ns \$1.24

21L02 250ns \$1.24

21L02 250ns \$1.24

21L02 250ns \$1.24

21L02 250ns \$1.24

21L02 250ns \$1.24

21L02 250ns \$1.24

21L02 250ns \$1.24

21L02 250ns \$1.24

21L02 250ns \$1.24

21L02 250ns \$1.24

21L02 250ns \$1.24

21L02 250ns \$1.24

21L02 250ns \$1.24

21L02 250ns \$1.24

21L02 250ns \$1.24

21L02 250ns \$1.24

21L02 250ns \$1.24

21L02 250ns \$1.24

21L02 250ns \$1.24

21L02 250ns \$1.24

21L02 250ns \$1.24

21L02 250ns \$1.24

21L02 250ns \$1.24

21L02 250ns \$1.24

21L02 250ns \$1.24

21L02 250ns \$1.24

21L02 250ns \$1.24

21L02 250ns \$1.24

21L02 250ns \$1.24

21L02 250ns \$1.24

21L02 250ns \$1.24

21L02 250ns \$1.24

21L02 250ns \$1.24

21L02 250ns \$1.24

21L02 250ns \$1.24

21L02 250ns \$1.24

21L02 250ns \$1.24

7400 TTL

SN7400N	18	SN7400N	29	SN74160N	89
SN7401N	18	SN7401N	35	SN74161N	89
SN7402N	18	SN7402N	49	SN74162N	195
SN7403N	18	SN7403N	25	SN74163N	89
SN7404N	18	SN7404N	50	SN74164N	89
SN7405N	20	SN7405N	50	SN74165N	89
SN7406N	29	SN7406N	99	SN74166N	125
SN7407N	29	SN7407N	59	SN74167N	195
SN7408N	20	SN7408N	79	SN74168N	125
SN7409N	20	SN7409N	50	SN74172N	600
SN7410N	18	SN7410N	175	SN74173N	125
SN7411N	25	SN7411N	45	SN74174N	89
SN7412N	25	SN7412N	59	SN74175N	79
SN7413N	20	SN7413N	45	SN74176N	89
SN7414N	20	SN7414N	45	SN74177N	79
SN7415N	25	SN7415N	85	SN74178N	195
SN7417N	25	SN7417N	55	SN74180N	79
SN7420N	20	SN7420N	65	SN74181N	195
SN7422N	39	SN74100N	89	SN74184N	195
SN7423N	25	SN74107N	35	SN74185N	195
SN7425N	25	SN74109N	99	SN74186N	99
SN7426N	29	SN74115N	195	SN74189N	99
SN7427N	25	SN74121N	35	SN74190N	125
SN7429N	39	SN74122N	39	SN74191N	125
SN7430N	20	SN74123N	89	SN74192N	79
SN7431N	25	SN74124N	25	SN74193N	89
SN7432N	25	SN74125N	49	SN74194N	89
SN7433N	25	SN74126N	49	SN74195N	89
SN7434N	25	SN74127N	75	SN74196N	89
SN7435N	25	SN74128N	75	SN74197N	89
SN7436N	25	SN74129N	75	SN74198N	89
SN7437N	25	SN74130N	75	SN74199N	89
SN7438N	25	SN74131N	75	SN74200N	59
SN7439N	25	SN74132N	75	SN74201N	79
SN7440N	20	SN74133N	75	SN74202N	125
SN7441N	20	SN74134N	75	SN74203N	125
SN7442N	20	SN74135N	75	SN74204N	125
SN7443N	20	SN74136N	75	SN74205N	125
SN7444N	20	SN74137N	75	SN74206N	125
SN7445N	20	SN74138N	75	SN74207N	125
SN7446N	20	SN74139N	75	SN74208N	125
SN7447N	20	SN74140N	75	SN74209N	125
SN7448N	20	SN74141N	75	SN74210N	125
SN7449N	20	SN74142N	75	SN74211N	125
SN7450N	20	SN74143N	75	SN74212N	125
SN7451N	20	SN74144N	75	SN74213N	125
SN7452N	20	SN74145N	75	SN74214N	125
SN7453N	20	SN74146N	75	SN74215N	125
SN7454N	20	SN74147N	75	SN74216N	125
SN7455N	20	SN74148N	75	SN74217N	125
SN7456N	20	SN74149N	75	SN74218N	125
SN7457N	20	SN74150N	75	SN74219N	125
SN7458N	20	SN74151N	75	SN74220N	125
SN7459N	20	SN74152N	75	SN74221N	125
SN7460N	20	SN74153N	75	SN74222N	125
SN7461N	20	SN74154N	75	SN74223N	125
SN7462N	20	SN74155N	75	SN74224N	125
SN7463N	20	SN74156N	75	SN74225N	125
SN7464N	20	SN74157N	75	SN74226N	125
SN7465N	20	SN74158N	75	SN74227N	125
SN7466N	20	SN74159N	75	SN74228N	125
SN7467N	20	SN74160N	75	SN74229N	125
SN7468N	20	SN74161N	75	SN74230N	125
SN7469N	20	SN74162N	75	SN74231N	125
SN7470N	20	SN74163N	75	SN74232N	125
SN7471N	20	SN74164N	75	SN74233N	125
SN7472N	20	SN74165N	75	SN74234N	125
SN7473N	20	SN74166N	75	SN74235N	125
SN7474N	20	SN74167N	75	SN74236N	125
SN7475N	20	SN74168N	75	SN74237N	125
SN7476N	20	SN74169N	75	SN74238N	125
SN7477N	20	SN74170N	75	SN74239N	125
SN7478N	20	SN74171N	75	SN74240N	125
SN7479N	20	SN74172N	75	SN74241N	125
SN7480N	20	SN74173N	75	SN74242N	125
SN7481N	20	SN74174N	75	SN74243N	125
SN7482N	20	SN74175N	75	SN74244N	125
SN7483N	20	SN74176N	75	SN74245N	125
SN7484N	20	SN74177N	75	SN74246N	125
SN7485N	20	SN74178N	75	SN74247N	125
SN7486N	20	SN74179N	75	SN74248N	125
SN7487N	20	SN74180N	75	SN74249N	125
SN7488N	20	SN74181N	75	SN74250N	125
SN7489N	20	SN74182N	75	SN74251N	125
SN7490N	20	SN74183N	75	SN74252N	125
SN7491N	20	SN74184N	75	SN74253N	125
SN7492N	20	SN74185N	75	SN74254N	125
SN7493N	20	SN74186N	75	SN74255N	125
SN7494N	20	SN74187N	75	SN74256N	125
SN7495N	20	SN74188N	75	SN74257N	125
SN7496N	20	SN74189N	75	SN74258N	125
SN7497N	20	SN74190N	75	SN74259N	125
SN7498N	20	SN74191N	75	SN74260N	125
SN7499N	20	SN74192N	75	SN74261N	125
SN7500N	20	SN74193N	75	SN74262N	125

C/MOS

CD4000	23	CD4001	23
CD4001	23	CD4002	23
CD4002	23	CD4003	23
CD4003	23	CD4004	23
CD4004	23	CD4005	23
CD4005	23	CD4006	23
CD4006	23	CD4007	23
CD4007	23	CD4008	23
CD4008	23	CD4009	23
CD4009	23	CD4010	23
CD4010	23	CD4011	23
CD4011	23	CD4012	23
CD4012	23	CD4013	23
CD4013	23	CD4014	23
CD4014	23	CD4015	23
CD4015	23	CD4016	23
CD4016	23	CD4017	23
CD4017	23	CD4018	23
CD4018	23	CD4019	23
CD4019	23	CD4020	23
CD4020	23	CD4021	23
CD4021	23	CD4022	23
CD4022	23	CD4023	23
CD4023	23	CD4024	23
CD4024	23	CD4025	23
CD4025	23	CD4026	23
CD4026	23	CD4027	23
CD4027	23	CD4028	23
CD4028	23	CD4029	23
CD4029	23	CD4030	23
CD4030	23	CD4031	23
CD4031	23	CD4032	23
CD4032	23	CD4033	23
CD4033	23	CD4034	23
CD4034	23	CD4035	23
CD4035	23	CD4036	23
CD4036	23	CD4037	23
CD4037	23	CD4038	23
CD4038	23	CD4039	23
CD4039	23	CD4040	23
CD4040	23	CD4041	23
CD4041	23	CD4042	23
CD4042	23	CD4043	23
CD4043	23	CD4044	23
CD4044	23	CD4045	23
CD4045	23	CD4046	23
CD4046	23	CD4047	23
CD4047	23	CD4048	23
CD4048	23	CD4049	23
CD4049	23	CD4050	23
CD4050	23	CD4051	23
CD4051	23	CD4052	23
CD4052	23	CD4053	23
CD4053	23	CD4054	23
CD4054	23	CD4055	23
CD4055	23	CD4056	23
CD4056	23	CD4057	23
CD4057	23	CD4058	23
CD4058	23	CD4059	23
CD4059	23	CD4060	23
CD4060	23	CD4061	23
CD4061	23	CD4062	23
CD4062	23	CD4063	23
CD4063	23	CD4064	23
CD4064	23	CD4065	23
CD4065	23	CD4066	23
CD4066	23	CD4067	23
CD4067	23	CD4068	23
CD4068	23	CD4069	23
CD4069	23	CD4070	23
CD4070	23	CD4071	23
CD4071	23	CD4072	23
CD4072	23	CD4073	23
CD4073	23	CD4074	23
CD4074	23	CD4075	23
CD4075	23	CD4076	23
CD4076	23	CD4077	23
CD4077	23	CD4078	23
CD4078	23	CD4079	23
CD4079	23	CD4080	23
CD4080	23	CD4081	23
CD4081	23	CD4082	23
CD4082	23	CD4083	23
CD4083	23	CD4084	23
CD4084	23	CD4085	23
CD4085	23	CD4086	23
CD4086	23	CD4087	23
CD4087	23	CD4088	23
CD4088	23	CD4089	23
CD4089	23	CD4090	23
CD4090	23	CD4091	23
CD4091	23	CD4092	23
CD4092	23	CD4093	23
CD4093	23	CD4094	23
CD4094	23	CD4095	23
CD4095	23	CD4096	23
CD4096	23	CD4097	23
CD4097	23	CD4098	23
CD4098	23	CD4099	23
CD4099	23	CD4100	23

7400

7400	23	7401	23
7401	23	7402	23
7402	23	7403	23
7403	23	7404	23
7404	23	7405	23
7405	23	7406	23
7406	23	7407	23
7407	23	7408	23
7408	23	7409	23
7409	23	7410	23
7410	23	7411	23
7411	23	7412	23
7412	23	7413	23
7413	23	7414	23
7414	23	7415	23
7415	23	7416	23
7416	23	7417	23
7417	23	7418	23
7418	23	7419	23
7419	23	7420	23
7420	23	7421	23
7421	23	7422	23
7422	23	7423	23
7423	23	7424	23
7424	23	7425	23
7425	23	7426	23
7426	23	7427	23
7427	23	7428	23
7428	23	7429	23
7429	23	7430	23
7430	23	7431	23
7431	23	7432	23
7432	23	7433	23
7433	23	7434	23
7434	23	7435	23
7435	23	7436	23
7436	23	7437	23
7437	23	7438	23
7438	23	7439	23
7439	23	7440	23
7440	23	7441	23
7441	23	7442	23
7442	23	7443	23
7443	23	7444	23
7444	23	7445	23
7445	23	7446	23
7446	23	7447	23
7447	23	7448	23
7448	23	7449	23
7449	23	7450	23
7450	23	7451	23
7451	23	7452	23
7452	23	7453	23
7453	23	7454	23
7454	23	7455	23
7455	23	7456	23
7456	23	7457	23
7457	23	7458	23
7458	23	7459	23
7459	23	7460	23
7460	23	7461	23
7461	23	7462	23
7462	23	7463	23
7463	23	7464	23
7464	23	7465	23
7465	23	7466	23</



ELPAC POWER SUPPLIES

Completely Assembled

SPECIFICATIONS:

105-125/210-250 Vac, 47-440 Hz Input:
Line Regulation $\pm 0.1\%$
Load Regulation $\pm 0.1\%$ no-load to rated-load
Output Ripple and Noise $\pm 0.1\%$ p-p dc to 10 MHz
Input/Output Isolation 100 megohm dc, 900 Vac
Short Circuit Current 35% rated current

PART NO.	RATINGS	PRICE
	WATTS VOLTS AMPS	
SOLV15-5*	15 5 3	\$36.95
SOLV15-12*	15 12 1.5	36.95
SOLV30-5	30 5 6	59.95
SOLV30-12	30 12 3	59.95
DVP1	over voltage protection for SOLV30-5,-12	9.95

*SOLV15-5, 12 includes OVP installed

SUP 'R' MOD II

UHF Channel 33 TV Interface Unit Kit

- Wide Band B/W or Color System
- Converts TV to Video Display for home computers, CCTV camera, Apple II, works with Cromeco Dazler, SDL-20, IRS-80, Challenger, etc.
- MOD II is pretuned to Channel 33 (UHF)
- Includes coaxial cable and antenna transformer.



MOD II \$29.95 Kit

CRYSTALS

THESE FREQUENCIES ONLY

PART NO.	FREQUENCY	CASE	PRICE
CY1A	1 000MHz	HC33	5.95
CY1.84	1.8432MHz	HC33	5.95
CY2A	2 000MHz	HC33	5.95
CY2.01	2 010MHz	HC33	1.95
CY2.50	2.500MHz	HC33	4.95
CY3.27	3.2768MHz	HC33	4.95
CY3.57	3.579545MHz	HC33	4.95
CY3A	4 000MHz	HC18	4.95
CY4.91	4.916MHz	HC18	4.95
CY7A	5 000MHz	HC18	4.95
CY5.18	5.185MHz	HC18	4.95
CY6.14	6.144MHz	HC18	4.95
CY6.40	6.400MHz	HC18	4.95
CY6.55	6.5536MHz	HC18	4.95
CY12A	10 000MHz	HC18	4.95
CY14A	14.31818MHz	HC18	4.95
CY19A	18 000MHz	HC18	4.95
CY18.43	18.432MHz	HC18	4.95
CY22A	20 000MHz	HC18	4.95
CY30A	32 000MHz	HC18	4.95

AUTO-TEL KITS

As Featured in August - Popular Electronics



An Electronic Warning Device For Temperature and Oil Failure
Size: 2 1/4" x 2 1/2" x 3/8"
AUTOTEL — An audible alarm kit indicating potential engine damage. An audible signal (70 db pulsing) immediately forewarns a malfunction or failure. There is no sound during normal operation. Features CMOS circuitry. Complete kit with all components, hardware.

\$4.95/ea

1/16 VECTOR BOARD

G.I. Hole Spacing	Part No.	P. Pattern		Price
		L	W	
PHENOLIC	54P44 062XEP	4.50	6.50	1.72 1.54
	169P44 062XEP	4.50	17.00	3.69 3.32
	54P44 062WE	4.50	6.50	2.07 1.86
EPOXY GLASS	54P44 062WE	4.50	8.50	2.56 2.31
	169P44 062WE	4.50	17.00	5.04 4.53
	169P44 062WE	4.50	17.00	9.23 8.26
EPOXY GLASS COPPER CLAD	169P44 062WEC1	4.50	17.00	6.80 6.12

CONNECTORS

25 Pin-D Subminiature

DB25P(as pictured)	PLUG	\$3.25
DB25S	SOCKET	4.95
DB51226-1	Cover for DB25 P or S	1.75

MOLEX CONNECTOR PINS

M-530-1	\$1.95/100 pins (minimum order)
	\$16.00/1000 pins

INSTRUMENT/CLOCK CASE

Injection molded unit. Complete with red bezel. 4 1/4" x 4" x 1-9/16"
\$3.49

MICROPROCESSOR COMPONENTS

P8085 CPU	\$29.95	CDP 1802 CPU	\$19.95
8080A CPU	10.95	Z80 CPU	24.95
8212 8-Bit Input/Output	4.95	2650 MPU	26.50
8214 Priority Interrupt Control	7.95	MC6800 MPU	19.95
8216 Bi-Directional Bus Driver	4.95	MC6810API 128 x 8 Static Ram	5.95
8224 Clock Generator/Driver	5.95	MC6820 Periph. Interface Adapter	7.95
8228 System Controller/Bus Driver	5.95	MC6821 Periph. Interface Adapter	11.50
8251 Prog. Comm. Interface	9.95	MC6830L8 1024 x 8 Bit ROM	14.95
8255 Prog. Periph. Interface	10.95	MC6850 Asynchronous Comm. Adapter	14.95

RAM'S		PROM'S	
1101	256 x 1 Static	1702A	2048 x 1 Famous
1103	1024 x 1 Dynamic	99	5003 2048 x 1 Famous
2101	256 x 4 Static	8253	32 x 8 Open-C
2102	1024 x 1 Static	82515	4096 x 1 Bipolar
2107/5280	4096 x 1 Dynamic	825123	32 x 8 Tristate
2111	256 x 4 Static	745287	1024 x 1 Static EPROM
2112	256 x 4 Static	745237	32K EPROM
2114	4K x 1 Static 4500s	2708	8K EPROM
2114L	4K x 1 Static 4500s Low Power	2716 T.L.L.	16K EPROM
2114.3	1K x 4 Static 3000s	2716 Intel (2516 T.L.L.)	16K EPROM
2114-3	1K x 4 Static 3000s Low Power	3301-1	1024 x 1 8-Bit Static Bipolar
7489	16 x 4 Static	6330-1	256 x 1 Open-C Bipolar
8101	256 x 4 Static		
8111	256 x 4 Static		
8599	16 x 4 Static		
21102	1024 x 1 Static		
74200	256 x 1 Static		
93421	256 x 1 Static		

SHIFT REGISTERS	
MM5013H	1024 Bit Accumulator Dynamic
MM5016H	500/512 Bit Dynamic
MM5017H	Dual 500/512 Bit Dynamic
MM5017H	1024 Dynamic
2518	Hex 32 Bit Static
2519	Hex 40 Bit Static
2520	Dual 132 Bit Static
2521	512 Dynamic
2525	Dual 256 Bit Static
2527	Dual 250 Static
2529	Dual 240 Bit Static
2532	Quad 60 Bit Static
2533	1024 Static
3341	F40
74LS670	4 x 4 Register

ROM'S		USER MANUALS	
2513(2140)	Character Generator (upper case)	1802M	CDP1802 Manual
2513(3021)	Character Generator (lower case)	Z80M	Z80 Manual
2516	Character Generator	2650M	2650 Manual
MM5230N	2048 Bit Read Only Memory		

SPECIAL REQUESTED ITEMS

TELEPHONE KEYBOARD CHIPS	ICM CHIPS	MMOS READ ONLY MEMORIES	MISCELLANEOUS
AV-5-9100 \$14.95	ICM7045 \$24.95	MM50571 \$13.50	MC10240 \$17.50
AV-5-9200 14.95	ICM7205 19.95	MM50571 13.50	MC10262CH 3.75
AV-5-9500 4.95	ICM7208 19.95	MM50575 13.50	MC1408L7 4.95
AV-5-2376 14.95	ICM7209 6.95		TL308 10.20
HD0185 7.95			745 99.90
74C922 9.95			MC140111 \$25.00/set
			MC10167(4-16) 7.50
			4N33 3.95

The Sinclair PDM35.

A personal digital multimeter for only \$59.95

Now everyone can afford to own a digital multimeter.

The Sinclair PDM35 is supplied completely assembled with test leads and probe, protective wallet and Operator's Manual.

The Sinclair PDM35 is tailor-made for anyone who needs to make rapid measurements. Development engineers, field service engineers, lab technicians, computer operators, radio and electronic hobbyists will find it ideal.

Technical specifications:
DC Voltage (8 ranges)
Range 1 mV to 1000 V
Accuracy of reading 1.0% ± 1 count
Note: 10 A11 input impedance
AC Volts (4 ranges)
Range 1 V to 500 V
Accuracy of reading 1.0% ± 2 counts
Note: Max. resolution 0.1 mA
DC Current (8 ranges)
Range 10 µA to 20 A
Accuracy of reading 1% ± 1 count
Note: Max. resolution 0.1 mA
Resistance (8 ranges)
Range 1 Ω to 20 MΩ
Accuracy of reading 1% ± 1 count
Note: Max. resolution 0.1 mA
Incapacitance (8 ranges)
Range 1 nF to 100 µF
Accuracy of reading 1% ± 1 count
Note: Max. resolution 0.1 nF
Weight: 0.9 lb
Power supply: 9 V battery or Sinclair AC adapter (not included)
Sockets: Standard 4 mm for resistor plugs
Optional: AC adapter for 117 V 60 Hz power. Deluxe padded carrying case.

PART NO.	DESCRIPTION	PRICE
PDM35	Digital Multimeter	\$59.95
PDM-AC	117 volt AC Adapter	6.95
PDM-DP	Deluxe padded carrying case	6.95

BK PRECISION 3 1/2-Digit Portable DMM

- Overvoltage Protected
- 3 1/2-Digit LED Display
- Battery or AC Operation
- Auto Zeroing
- 1 mA 10 Ω ohm resolution
- Overrange reading
- 10 meg. input impedance
- DC Accuracy 1% typical
- Ranges: DC Voltage 0-1000V AC Voltage 0-1000V
- Free Resonance 50-400 Hz
- DC/AC Current 0-100mA
- Resistance 0-10 meg ohm
- Size: 6 1/4" x 4 1/2" x 1 1/2"

Accessories:
AC Adapter BC-28 \$9.00
Rechargeable Batteries BP-26 20.00
Carrying Case LC-28 7.50

100 MHz 8-Digit Counter

- 20 Hz-100 MHz Range
- 6 LED Display
- Crystal controlled timebase
- Fully Automatic
- Portable — completely self-contained
- Size — 1.75" x 7.38" x 5.63"
- Four power sources, i.e. batteries 110 or 220V with charger, 12V with auto lighter adapter and external 7.2 10V power supply
- MAX-100 \$134.95

Accessories for MAX 100:
Mobile Charger/Eliminator use power from car battery Model 100 — CLA \$3.95
Charger/Eliminator use 110 V AC Model 100 — CAI \$5.95

63-Key Unencoded KEYBOARDS Hexadecimal Key Pad Unencoded

This is a 63-key, terminal keyboard newly manufactured by a large computer manufacturer. It is unencoded with PS/2 keys, unattached to any kind of PC board. A very solid molded plastic 13 x 4" base suits most applications. IN STOCK **\$29.95/each**

19-key pad includes 1-10 keys, ABCDEF and 2 optional keys and a shift key. **\$10.95/each**

\$5.00 Minimum Order — U.S. Funds Only
California Residents — Add 6% Sales Tax

Spec Sheets — 25¢
1978 A Catalog Available—Send 41¢ stamp

Jameco ELECTRONICS

PHONE ORDERS WELCOME (415) 592-8097

MAIL ORDER ELECTRONICS — WORLDWIDE
1021 HOWARD AVENUE, SAN CARLOS, CA 94070
Advertised Prices Good thru October

The Incredible "Pennywhistle 103"

\$139.95 Kit Only

The Pennywhistle 103 is capable of recording data to and from audio tape without critical speed requirements for the recorder and it is able to communicate directly with another modem and terminal for telephone "modems" and communications ready. In addition, it is free of critical adjustments and is built with non-precision, readily available parts.

Data Transmission Method Frequency Shift Keying, full duplex (half duplex selectable)

Maximum Data Rate 300 BAUD

Data Format Asynchronous Serial (return to mark level required between each character)

Receive Channel Frequencies 2025 Hz for space, 2225 Hz for mark

Transmit Channel Frequencies Switch selectable Low (normal) = 1070 space, 1270 mark. High = 025 space, 2225 mark

Receive Sensitivity 46 dbm acoustically coupled

Transmit Level 10 - 20 dbm

Receive Frequency Tolerance Frequency reference automatically adjusts to allow for operation between 1800 Hz and 2400 Hz

Digital Data Interface EIA RS-232C or 20 mA current loop (receiver is unbuffered and non-polar)

Power Requirements 110 VAC, single phase, 10 Watts

Physical All components mounted on a single 5" by 9" printed circuit board. All components included

Requires a VOM, Audio Oscillator, Frequency Counter and/or Oscilloscope to align

The Original the 3rd Hand

\$9.95 each

- Leaves two hands free for working
- Clamps on edge of bench, table or work bench
- Position board on angle or flat position for soldering or clipping
- Sturdy, aluminum construction for hobbyist, manufacturer or school rooms

DIGITAL STOPWATCH

- Bright 6 Digit LED Display
- Times to 99 minutes 59.99 seconds
- Crystal Controlled Time Base
- Three Stopwatches in One
- Times Single Event — Split & Taylor
- Size 4 1/2" x 2 1/2" x 3/8" (1 1/2" round)
- Uses 3 Penrite Cells

Kit — \$39.95
Assembled — \$49.95
Heavy Duty Carry Case \$5.95

Stop Watch Chip Only (7205) \$19.95

3 1/2 DIGIT DPM KIT

JE700

- New Bipolar Unit
- Auto Zeroing
- 5" LED
- Auto Polarity
- Low Power
- Single IC Unit

Model KB500 DPM Kit \$49.00
Model KB503 5V Power Kit \$17.50

JE700 CLOCK

The JE700 is a low cost digital clock with a very high quality, anti-theft unit features a simulated alarm case with dimensions of 6 1/2" x 2 1/2" x 1 1/2". It utilizes a MAN72 high brightness readout, and the MM5311 clock chip.

12 or 24 Hour
KIT ONLY **\$16.95**

115 VAC

JE803 PROBE

The Logic Probe is a unit which is for the most part indispensable in trouble shooting logic families TTL, DTL, ECL, CMOS. It derives the power it needs to operate directly off of the circuit under test, drawing a scant 10 mA max. It uses a MAN72 readout to indicate any of the following states by these symbols: H (1), L (0), W (1), P (Pulse), S (Strobe). The Probe can detect high frequency pulses to 45 MHz. It can be used at MOS levels or circuit damage as a result.

\$9.95 Per Kit
printed circuit board

T'L 5V 1A Supply

This is a standard TTL power supply using the well known LM309 regulator. It provides a solid 1 AMP of current at 5 volts. We try to make things easy for you by providing everything you need in one package, including the hardware for only **JE225 \$9.95 Per Kit**

PROTO BOARDS

PROTO BOARD 6 \$15.95 (6" long X 4" wide)

PB100 - 4.5" x 6"	\$ 19.95
PB101 - 5.8" x 4.5"	22.95
PB102 - 7" x 4.5"	26.95
PB103 - 9" x 6"	44.95
PB104 - 9.5" x 8"	54.95
PB203 - 9.75 x 6 1/2 x 2 1/4	75.00
PB203A - 9.75 x 6 1/2 x 2 1/4	124.95 (includes power supply)

PROTO CLIPS

14 PIN	\$4.50
16 PIN	4.75
24 PIN	8.50
40 PIN	13.75


At Your Service . . .

**IF YOU'RE INTO COMPUTERS,
THIS IS THE BEST PART**

Econoram™ memories are known throughout the industry for reliability and the ability to mate with all S-100 buss mainframes . . . and they're the boards to use in your computer. We offer fully static design, full buffering, high speed/low power parts, intelligent mechanical design, and an enviable reputation for quality.

These boards are available in 3 forms: unkit (with sockets and bypass caps pre-soldered in place), assembled and tested, and qualified under the Certified Systems Components program. CSC boards are assembled, tested, guaranteed to run at 4 MHz, burned in for 200 hours, and serial numbered. We exchange (not repair) the board if failure occurs within one year of invoice date.

OUR CURRENT BEST SELLER:



16K ECONORAM IV™
\$279 unkit Assembled \$314, CSC \$414.

Current under 2000 mA; manual write protect for 4K blocks; use with or without phantom line. Excellent where you need a big chunk of cost-effective memory.

OUR TOP OF THE LINE:

24K ECONORAM VII™
\$445 unkit Assembled \$485, CSC \$605.

A full feature dense memory with current under 2000 mA. Configuration as two 4K and two 8K blocks, with independent write protect for each block; use with or without phantom lines; and provision for two unused qualifiers.

**TRS-80 CONVERSION KIT
\$190 (3/\$540)**

Upgrade your 4K TRS-80 mainframe with our Conversion Kit: chips are also compatible with Memory Expansion Module. Includes eight uPD16 16K RAMs. DIP shunts, and instructions for mainframe conversion. (Many dealers additionally report using these chips to expand memory in APPLES). We back up these parts with a 1 year warranty.

MA1003 CLOCK MODULE (\$16.50!)

Needs only 12V DC and 3 time-setting switches for operation in boat, truck, van, car, or home. 4 digit, 0.3" green fluorescent display with blinking colon. When wired in car, display turns off when ignition is off. Accurate to ± ½ second a day thanks to built-in crystal timebase.
Finally . . . here is a clock that is simple to build, good looking, and at our price, inexpensive.

RF TRANSISTORS

- #2NR1 2GHz power transistor. Pd max 3.5W, Pout minimum 1.0W, Pln 310 mW, efficiency 30%. Similar to RCA 2N5470. \$4.95
- #2NR2 2 GHz power transistor, Pd max 8.7W, Pout min 2.5W, Pln 300 mW, efficiency 33%. Similar to RCA TA8407. \$5.95
- #2NR3 2 GHz power transistor. Pd max 21W, Pout min 5.5W, Pln 1.25W, efficiency 33%. Similar to RCA 2N6269. \$6.95
- #2NR4 2 GHz power transistor. Pd max 29W, Pout 7.5W, Pln 1.5W, efficiency 33%. Factory selected prime 2N6269. \$7.95



BILL GODBOUT ELECTRONICS
BOX 2355, OAKLAND AIRPORT, CA 94614

TERMS: Add \$1 to orders under \$15. COD orders OK with street address for UPS. Cal res add sales tax. VISA® (Mastercharge® orders call our 24 hour answering service at (415) 562-0636. Thank you for your business.

CIRCLE 74 ON FREE INFORMATION CARD

YOU'RE UNDER SURVEILLANCE!!

A HOST OF PEOPLE, AGENCIES, AND COMPUTERS ARE BUSY SPYING ON YOU AND YOUR BUSINESS EVERY DAY, OFTEN ILLEGALLY. . . .

HOW TO STOP IT OR DO IT BACK!

THE BIG BROTHER GAME



A Large Format (8 1/2" x 11") Quality Paperback, 240 Pages

**BUGGING
WIRE TAPPING
TAILING
OPTICAL AND
ELECTRONIC SURVEILLANCE
SURREPTITIOUS ENTRY
DETECTIVE TECHNIQUES
WEAPONS
COUNTERMEASURES**

\$9.95

"A VIRTUAL ENCYCLOPEDIA ON SURVEILLANCE . . . EVERYTHING YOU'VE ALWAYS WANTED TO KNOW ABOUT SPYING." —

PLAYBOY MAGAZINE

With Each Order You Receive Free Other Material And Literature For Investigative Procedure . . .

- Anarchist Cookbook \$9.95
- CIA Improved Munitions Black Book \$9.95

QUIMTRONIX

Postpaid—P.O. Box 548-RE
Seattle, Washington 98111

CIRCLE 53 ON FREE INFORMATION CARD

New
RECENT ADDITIONS

NEW-TONE ELECTRONICS INTERNATIONAL

Specializing in Japanese Semiconductors, with
THE LARGEST INVENTORY AND LOWEST PRICES ANYWHERE

AND YOU CAN ORDER TOLL FREE 800-631-1250

Check the prices in this partial list.
Dealers - send for our complete volume discount price list.

POPULAR TYPES

INTEGRATED CIRCUITS	INTEGRATED CIRCUITS	INTEGRATED CIRCUITS	TRANSISTORS	INTEGRATED CIRCUITS	INTEGRATED CIRCUITS	TRANSISTORS	TRANSISTORS
AN115 2.25	M51202 1.55	UPC574 1.20	2SC1429 1.49	UHI0004 5.60	UHI0005 5.60	2SB175 39	2SC1034 5.45
AN228 4.65	M53216P 1.80	UPC583C 3.30	2SC1452 1.40	UHI0006 6.40	UHI0007 6.40	2SB324 55	2SC1061 1.00
AN272 3.90	M53273P 1.60	UPC1028 1.80	2SC1474 96	UPC20C 3.65	UPC20E 3.65	2SB337 1.35	2SC1079 3.95
AN313 4.85	M58473P 7.90	UPC1031M 2.98	2SC1548 79	UPC555H 1.80	UPC563H2 3.65	2SB370 62	2SC1096 75
AN321 2.25	M83710 2.95	UPC1032H 1.35	2SC1583 68	UPC566H 1.15	UPC575C2 2.35	2SB405 45	2SC1166 40
AN326 3.30	M88719 7.70		2SC1622 49	UPC575C2 2.35	UPC592H2 1.05	2SB407 1.20	2SC1172 4.80
AN362 2.70	MN3006 5.90		2SC1630 3.60	UPC1001H2 3.40	UPC1008C 5.75	2SB435 1.25	2SC1173 70
AN366 2.49	MN3007 19.95		2SC1681 39	UPC1020H 3.05	UPC1025H 2.65	2SB463 1.40	2SC1276 70
AN606 4.50	NPC5107 14.95		2SC1682 39	UPC1152H 3.25	UPC1156H 2.60	2SB474 85	2SC1237 2.15
AN612 2.70	PLC03A 14.95		2SC1761 1.58	UPD857C 9.99	UPD858C 7.20	2SB492 85	2SC1239 3.15
BA401 1.50	SG26A 7.80		2SC1762 4.85	UPD857C 9.99	UPD858C 7.20	2SB497 85	2SC1239 3.15
BA402 1.50	SG609 4.50		2SC1775 54	UPD857C 9.99	UPD858C 7.20	2SB497 85	2SC1239 3.15
BA505 6.30	SG629-3 3.40		2SC1778 45	UPD857C 9.99	UPD858C 7.20	2SB497 85	2SC1239 3.15
BA612 2.40	SG6523 17.50		2SC1787 62	UPD857C 9.99	UPD858C 7.20	2SB497 85	2SC1239 3.15
BA1310, 2.34	SI1010 6.90	2SA772 89	2SC1811 1.29	UPD857C 9.99	UPD858C 7.20	2SB497 85	2SC1239 3.15
HA1125 2.10	SI1020 13.95	2SA786 39	2SC1844 54	UPD857C 9.99	UPD858C 7.20	2SB497 85	2SC1239 3.15
HA1329 2.45	SI1030 19.00	2SA811 54	2SC1885 79	UPD857C 9.99	UPD858C 7.20	2SB497 85	2SC1239 3.15
HA1366WF 3.30	SI1050 27.80	2SA818 1.05	2SC1906 48	UPD857C 9.99	UPD858C 7.20	2SB497 85	2SC1239 3.15
HA1366WF 3.30	SM5104 8.90	2SA835 1.35	2SC1923 39	UPD857C 9.99	UPD858C 7.20	2SB497 85	2SC1239 3.15
HA1388 3.35	SM5107C 11.95	2SA840 1.68	2SC1940 64	UPD857C 9.99	UPD858C 7.20	2SB497 85	2SC1239 3.15
HA1406 1.20	STK013 11.25	2SA841 39	2SC1945 6.75	UPD857C 9.99	UPD858C 7.20	2SB497 85	2SC1239 3.15
LA1222 1.59	STK014 11.85	2SA842 43	2SC1951 1.59	UPD857C 9.99	UPD858C 7.20	2SB497 85	2SC1239 3.15
LA1365 2.20	STK041 17.40	2SA861 1.29	2SC1959 39	UPD857C 9.99	UPD858C 7.20	2SB497 85	2SC1239 3.15
LA1368 3.42	STK075 8.22	2SA879 93	2SC1963 3.30	UPD857C 9.99	UPD858C 7.20	2SB497 85	2SC1239 3.15
LA4301 7.50	STK1413 6.75	2SA880 75	2SC1981 2.60	UPD857C 9.99	UPD858C 7.20	2SB497 85	2SC1239 3.15
LA4220 2.55	TA7092P 6.50	2SA911 6.33	2SC1982 3.20	UPD857C 9.99	UPD858C 7.20	2SB497 85	2SC1239 3.15
LA4430 2.70	TA7117P 3.60	2SA915 7.7	2SC2009 85	UPD857C 9.99	UPD858C 7.20	2SB497 85	2SC1239 3.15
LD3000 2.25	TA7206P 3.06	2SA922 3.98	2SC2021 65	UPD857C 9.99	UPD858C 7.20	2SB497 85	2SC1239 3.15
LD3080 2.70	TA7214P 5.15	2SA923 4.50	2SC2027 3.95	UPD857C 9.99	UPD858C 7.20	2SB497 85	2SC1239 3.15
LD3110A 3.75	TA7217AP 3.30	2SA940 96	2SC2120 45	UPD857C 9.99	UPD858C 7.20	2SB497 85	2SC1239 3.15
LD3150 1.95	TA7222P 3.50	2SA991 58	2SC2212 1.65	UPD857C 9.99	UPD858C 7.20	2SB497 85	2SC1239 3.15
M5109P 3.30	TA7521M 3.55	2SB509 2.79	2SC2213 1.45	UPD857C 9.99	UPD858C 7.20	2SB497 85	2SC1239 3.15
M5112Y 6.70	TA7607P 9.90	2SB528 99	2SC2214 2.95	UPD857C 9.99	UPD858C 7.20	2SB497 85	2SC1239 3.15
M5118L 2.50	TA7609P 4.80	2SB549 79	2SD388 3.65	UPD857C 9.99	UPD858C 7.20	2SB497 85	2SC1239 3.15
M5130P 3.12	TBA810AS 3.30	2SB567 2.30	2SD477 1.65	UPD857C 9.99	UPD858C 7.20	2SB497 85	2SC1239 3.15
M5135P 3.40	TBA810DS 3.30	2SB618 2.65	2SD528 3.30	UPD857C 9.99	UPD858C 7.20	2SB497 85	2SC1239 3.15
M5142P 5.70	TBA810S 3.30	2SC352A 2.55	2SK58 4.45	UPD857C 9.99	UPD858C 7.20	2SB497 85	2SC1239 3.15
M5340P 1.55	TBA810SH 3.30	2SC356 95	2SK97 4.85	UPD857C 9.99	UPD858C 7.20	2SB497 85	2SC1239 3.15
M5303P 85	TBA820 2.10	2SC583C 81	2SK107 1.15	UPD857C 9.99	UPD858C 7.20	2SB497 85	2SC1239 3.15
M5353P 1.20	TD1190Z 6.50	2SC895 4.90	2SK120 1.20	UPD857C 9.99	UPD858C 7.20	2SB497 85	2SC1239 3.15
M5946P 85	TD1200Z 4.60	2SC983 89	2SK121 1.20	UPD857C 9.99	UPD858C 7.20	2SB497 85	2SC1239 3.15
M5953P 2.55	UPC141C 2.50	2SC1056 5.50	2SK125 1.75	UPD857C 9.99	UPD858C 7.20	2SB497 85	2SC1239 3.15
M5962P 85	UPC572C 4.10	2SC1424 2.98	2SK133A 3.90	UPD857C 9.99	UPD858C 7.20	2SB497 85	2SC1239 3.15

N.J. Residents add 5% Sales Tax.
We pay postage for prepaid orders of \$50.00 or more,
under \$50.00, add \$1.00, Canada \$1.50.

COD'S WELCOME
Hours — Daily 9 AM - 7 PM EST, Sat 9 AM - 5 PM
ALL PARTS GUARANTEED AGAINST FACTORY DEFECTS

NEW-TONE ELECTRONICS INTERNATIONAL
P.O. Box 1738, Bloomfield, N.J. 07003
New Jersey Phone: 201/748-6171

CIRCLE 51 ON FREE INFORMATION CARD

REAL, STOP-THE-PRESS ETCO BARGAINS!

FREE 20 BALL POINT
"STICK" PENS
WITH EACH ORDER
OF \$10.00 OR
MORE!



Request 20
No. 032MS037
(20 oz.) One Gift per
order, Please!

Sansui
QC-04 CD-4 FOUR
CHANNEL QUAD
RECORD
DEMODULATOR!



12⁹⁵ EACH

\$9.95 ea., lots of 3
\$8.95 ea., lots of 100!

SENSATIONAL VALUE! Brand new Factory Surplus, with minor parts missing. A goldmine of parts! & semiconductors! 1000 purchased. Schematic included. (5 lb.) 032HP099.

3-TRANSISTOR
AUDIO AMPLIFIER!

99¢
WE BOUGHT
'EM ALL!



FACTORY SURPLUS!
10/\$7.95
100/\$59.95

BRAND NEW FACTORY SURPLUS - 12,000 IN STOCK!
With schematic. Crystal cartridge input, 8 ohm output, 10,000 ohm volume control. Operates on 6 vdc. (3 oz.) 032PK032.

**GREAT
POWER SUPPLY
BUYS**

032HP325 (10 oz.) 6 VDC @ 65 ma. \$2.49, 10/\$19.95
032HP288 (10 oz.) 7 1/2 VDC @ 100 ma. \$2.49, 10/\$19.95
032HP079 (5 oz.) 6 VDC @ 30 ma. 99c ea., 10/\$8.95, 50/\$39.95
032HP233 (2 lb.) 12 VDC @ 2 1/2 A. \$9.95 ea., 10/\$89.95
032HP156 (10 oz.) 7 1/2 VDC @ 150 ma. \$2.95 ea., 10/\$24.95

Your own electronic percussion orchestra—
PANASONIC "MINI SIDEMAN"
39⁹⁵



Amazing electronic synthesizer produces realistic cymbal, snare and bass drum sounds. Creates 2-beat, 4-beat, jazz, waltz and rock tempos manually or automatically. Plugs in to any stereo, recorder, P.A. or music amp. Operates on 9 volt battery (not included). Limited quantity - order early! (2 lb.) 032HP028

REDUCED!

Worth it for the
Speakers Alone!
**HOME CONVERTER
FOR CAR STEREO!**
12⁹⁵
Reg. \$19.95



**PRICE
BREAK!**

FALL SPECIAL!

A Sensational ETCO purchase! Designed to accept and power AR car stereo models SPC-5002 and SPE-5004, but can be adapted to just about any car stereo or radio. (could power CB sets and scanners, too!) 2 speakers included. Exactly as pictured, less car stereo unit. AR No. HCS-5103. Walnut woodgrain finish. Built in 110 vac power supply. Pilot light, on-off switch. Stereo headphone jack. Original factory sealed cartons. An excellent dealer item! (9 lb.) 032HP725. Speakers: 12" H x 8" W x 7 1/2" D.

**SPECIAL
VALUES**

NOT PREVIOUSLY ADVERTISED!

032TR499 (3 lb.) - Synchronous Movie Camera (record only) Cassette Recorders - \$9.95
032AL058 (3 lb.) - Ultrasonic 12 vdc motion detector Intrusion alarm. \$39.95
032TR233 (2 lb.) - 2500 ft. BASF recording tape, 10 1/2" reel, NAB hub \$12.88
032TR574 (1 lb.) - 10 1/2" Metal tape reel, NAB (reconditioned) \$2.95, 10/\$24.95
032TE050 (8 oz.) 2 1/2" Square (200 ual) "S" meter \$3.95
032SU321 (8 oz.) - Curtis Mathes Ultra sonic hand transmitter \$4.95
032DR446 (2 lb.) Unusual Motorola No. 96S-226A01 Cathode ray tube \$4.95
955 Government Surplus acorn tube (2 oz.) \$1.95
032SU305 (1 lb.) - Unusual electromechanical 1-3/8" digital clock mechanism \$4.95
032PH008 (3 lb.) 3-line (1704-3AT) touch tone telephones \$49.95
032SU324 (1 lb.) As is - "you fix 'em SWR meters for CB \$7.95
032SU323 (3 lb.) Ultrasonic remote control transmitter and receiver \$29.95
032SP012 (15 lb.) Leslie rotating tremolo organ speakers \$49.95
032SP004 4" 3.2 ohm replacement spkrs. (8 oz.) 59c ea., 10/\$4.95, 100/\$42.88
032SP410 5" x 7" 8 ohm replacement spkrs. (1 lb.) \$2.99 ea., \$2.49 ea./24 lot

EVEREADY FALL SPECIAL!
MALLORY ALKALINE PENCIL CELL (SIZE "AA") BUYOUT!
39¢ Reg. 59c



37c ea./10 lots
33c ea./100 lots

Sensational ETCO Purchase - 14,000 In Stock! Mallory Duracells and Eveready Alkalines! Every cell fully guaranteed. Selling below nationally advertised prices! (2 oz.) 032BA220.

12 VOLT
2 AMP **POWER SUPPLY**
7⁸⁹
Reg. \$9.95



FALL SPECIAL!

Sensational Purchase of European inventory! Easily capable of 3-4 amp. surge! Excellent for CB, car stereo and general hobby applications. Make an excellent battery charger! Incredible value! Dealers: Stock up NOW! (2lb.) 032HP233.

TELEPHONE PULSE-OUT
DIALER WITH LAST-
NUMBER MEMORY!
49⁹⁵ \$44.95 ea., 3 lots.
\$39.95 ea., 10 lots.



NEW!

Allows "touch-button" operation on dial exchanges! Convert dial phones or build "touch" phones with this state of the art module. Touch single button for last number recall. FREE data sheet (request 032B1043). Complete with installation instructions. (12 oz.) 032PH006.

TOUCH KEYBOARD PADS - exactly as used in above (less electronics). (3 oz.) 032SW263. \$6.95 ea., 3/\$18.95.

CLOSE-OUT!
**General Motors Surplus
CADILLAC HEADLIGHT
TURNOFF TIMERS!**
2⁹⁵
\$2.49 ea./10 lots
\$1.95 ea./100 lots



FALL SPECIAL!

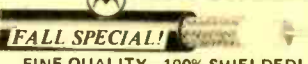
GM No. 4L2-0015-01-UCC2181. Original Cadillac solid state headlight turnoff timers. Brand new, with schematic and sheet showing timer, burglar alarm and automotive applications. Times from 1 second to 3 minutes. (1 lb.) 032HM162.

POPULAR SINGLE-HOLE
MOUNT SO-239 SOCKET
89¢ SPECIAL PURCHASE!
(2 oz.) 032MS027
79c ea., 10 lot.
69c ea., 50 lot.



SAVE!

MOTOROLA RG58/U COAXIAL CABLE!
FALL SPECIAL!!
FINE QUALITY - 100% SHIELDED!
7¢/FT. \$5.49/100 ft.
Reg. 9c/ft. \$49.95/1000 ft.



032WR002 (3 lb./100')

24 HOUR - 7 DAY A WEEK TELEPHONE ORDER SERVICE!
Call in your CHARGECARD Orders at Low Weekend and Evening Rates! Dial: 1-518-561-8700.

FREE


No. AA CATALOG packed with bargains and unusual items. Write or circle the information card number below.

NOTE: If you have ordered from ETCO previously and your address remains unchanged, you will automatically receive all new catalogs.

ETCO T.M.
ELECTRONICS LIQUIDATORS OF EXCESS
ELECTRONIC INVENTORIES

Rush Your Order Today... ETCO ELECTRONICS North Country Shopping Center, Route No. 9, Plattsburgh, N.Y. 12901.

MERCHANDISE SUBJECT TO PRIOR SALE. Full remittance with each order, please. Money order, Certified check, BANKAMERICARD, VISA, MASTERCHARGE, or CHARGEX. Add 15% for UPS (or postage) and handling (we refund excess). Please try to bring your order total to \$10 or more. Worldwide export orders solicited. Open account to Government agencies, schools, institutions and triple "A" rated industrial & commercial accounts. Special quotes for quantities. Dealer inquiries invited. N.Y. state residents: Add 7% Sales tax.



IT'S NEW! IT'S FREE!

ten pole



WE HAVE ONE THOUSAND OF THESE HIGH QUALITY ROCKER TYPE AMP TEN POLE SWITCHES... SEND AN ORDER FOR \$15 OR MORE-MENTION THIS AD AND YOU GET FREE SHIPPING AND ONE AMP SWITCH... (prepaid and U.S. orders only).....

DIP SWITCH

BISTABLE RELAY

SPDT 6VDC 200 OHM COILS
1 AMP 20 WATT DC CONTACTS
LONG LIFE (1 X 10⁹) OPER.
HIGH SPEED (500 HZ)
HERMETICALLY SEALED 3/8X3/8X3/4"

\$2.95 ea.



600 MF 360V PHOTO FLASH
.90 ea.
14 PIN GOLD PLATED WIRE WRAP SOCKETS THREE LEVEL
35¢ each
25 for \$7.50
100 for \$25.

VARO SEMICONDUCTOR
EPOXY BRIDGE RECTIFIERS
10 AMP 50V V1048
90 ea. 10 for \$7.50 100-\$65

SPECIALS

- 2504T 1024 bit dyn SR..... .80
- CD4025 CMOS gate19
- D4011 CMOS gate19
- MC4015 TTL quad latch 1.00
- ARM-1 (MFC6070) 1W audio .40
- LN386 10 V audio pwr amp 1.00
- LN3810 15A 200 stud rect. .75
- LN5235 6.4V .005¢ ref. .45
- 16VZ Motorola 16V 1W Zener .15
- LN4728 3,3V 1W 5% zener .15
- Signal diodes Si or Ge 40/2.00
- 40327 TO-39 NPN 300V 1A 5W .35
- TIP31A (HN) NPN 60V 3A 40W .35
- E706BPC fairchild 5W audio amplifier w/heat sink 14 pin DIP w/staggered leads 1.25
- uA776 programmable op/amp 1.00
- 75451 dual peripheral driver.30
- S270 functional sub for 7400 quad 2 in NAND gate .10
- 747 dual 741 op amp.50
- Carbon film R 1/4W 5% 100/1.49 (specify single value only)
- 2N4304 N channel FET HEP 802 .25

FOR TRIACS AND SCR's
PULSE TRANSFORMER 1/1 toroid
DIAC (trigger diode)
25¢ 10 for \$2 specify which one to ship!

RG4 40374
250V - 2A NPN T066
POWER TRANSISTOR MOUNTED ON A FACTORY ASSEMBLED HEAT SINK - 5.8 WATTS @ AMBIENT OF 25C
\$.75 ea. 10 for \$6

ultra sensitive relay
Single pole normally open dry reed relay. Unbelievable sensitivity. 1800 ohm coil with 3 volt pull-in (that's less than 3 ma.) A TTL gate will drive many of these. A CMOS buffer will directly activate this nifty relay.... Mfg. unknown, but I was told they came from IBM. 600 available
\$2.95 ea.

ELEC-TROL 12 vdc REED RELAY 440 Ω coil 4 dpst n.o.
PICTURE IS APPROXIMATION, RELAY HAS FOUR PINS ON ONE END AND TWO ON OTHER, PINS ARE SPACED .1" X 1". 1/2A CONTACTS.
79¢ ea. 10 - \$6

TRANSISTOR BONANZA
\$6 per 100 - \$50 per 1000
PRIME TO-92 PLASTIC TRANSISTORS FROM A MAJOR SEMI HOUSE. THESE ARE FIRST GRADE DEVICES WITH CUT AND FORMED LEADS AND MARKED WITH A HOUSE NUMBER. THESE ARE NOT BARREL REJECTS.... PNP AND NPN AVAILABLE WE WILL SHIP 50/50 OR ANY MIX WITH 50 PIECE PER TYPE MINIMUM.

POTTER BRUMFIELD OPTO ISOLATOR
FAIRCHILD FCD820
80¢ ea. box \$7.95
100 for \$6.95

DIP TRIMMER 1/8 WATT RESISTORS
12 TURN 1/4W 100K only 80¢ ea. box \$4
5K or 200K only 80¢ ea. box \$4

TOLL-FREE TELEPHONE SERVICE

24 HOURS A DAY \$15 minimum order
7 DAYS A WEEK
NOTE: Operators can only handle orders on these address and quantities and questions directly to our company.
To order by phone
DIAL: 800 423 2355 EXT 307
Any Time Day or Night (California Residents Please Dial 800-232-2151)

PHONE ORDERS CAN ONLY BE CHARGED TO MASTER CHARGE OR VISA/MASTERCARD
ORDERS SHIPPED SAME DAY - \$5 MINIMUM - WE PAY POST OR UPS ON ORDERS OVER \$10, SMALLER ORDERS ADD \$1 SHIPPING, HANDLING FEE... FOREIGN ORDERS MUST BE PAID IN U.S. FUNDS INCLUDING SUFFICIENT POST. \$10 MINIMUM ON BAC & MC ORDERS, SHIPPING WILL BE ADDED. OPEN ACCOUNTS ACCEPTED FROM GOVERNMENT AGENCIES, SCHOOLS, AND N.Y.S.E. LISTED FIRMS.....

BABYLON ELECTRONICS
BANKAMERICARD

F. Reichert Sales
1110 E. GARVEY AVE.
W. COVINA, CA 91790

- \$20 MINIMUM ORDER
- FREE US DELIVERY ON U.S. ORDERS ONLY OR BY SURFACE MAIL IF SPECIFIED
- MONEY BACK GUARANTEE (MOS & LED DEVICES EXCLUDED)
- UNDER 8 HOUR PROCESSING ON MONEY ORDERS & CASHIERS CHECKS
- SORRY! NO C.O.D.'S, P.O.'S. OR CREDIT CARDS
- CALIF. RES. ADD 6% SALES TAX
- CANADA, PUERTO RICO & U.S. POSSESSIONS ADD U.S. \$3.50. ALL OTHERS ADD U.S. \$7.00
- U.S. FUNDS ONLY!

CHOICE CHIPS
ADD 25c FOR SPEC. SHEETS
FOR A MUCH WIDER SELECTION YOU MAY ALSO ORDER FROM OUR JUNE AND JULY ADS IN RADIO ELECTRONICS AND BYTE MAGAZINE

LM100 2-37V ADJUSTABLE VOLTAGE REGULATOR	\$4.95	DC-DC UP CONVERTER SWITCHING REGULATOR I.C. BUILD YOUR OWN MICRO-MINIATURE CONVERTER \$149 MINI DIP PKG. WITH DATA
LM317 1-1/2 AMP 1.2-37V THREE TERMINAL ADJUSTABLE VOLTAGE REGULATOR	\$4.95	
LM358 LOW POWER DUAL OPERATIONAL AMP	\$1.75	HEWLETT - PACKARD HI-INTENSITY MICROLEDS SIDE STACKABLE AXIAL LEAD RED CLEAR YELLOW 6/99c 5/99c 4/99c
LM384 5 WATT AUDIO AMPLIFIER	\$1.60	
LM387 LOW NOISE DUAL PREAMPLIFIER	\$1.75	CARBIDE DRILL BITS for P.C. BOARD WORK SIZES FROM NO. 55 TO NO 70 OUR MIX 5/\$7.49 10/\$12.49
LM390 LOW VOLTAGE 1W AUDIO AMPLIFIER	\$1.90	
LM703 LOW POWER DRAIN RF/IF AMPLIFIER	\$0.89	SUBMINIATURE CRYSTAL FILTER 2x2 cm 130 ma 455 KHZ WITH DATA \$159 ea. \$295 10/\$990
LM733 DIFFERENTIAL VIDEO AMPLIFIER	\$1.95	
LM1414 DUAL DIFFERENTIAL VOLTAGE COMPARATOR	\$2.95	I.C. SOCKETS LOW PROFILE SOLDERTAIL GOLD INLAD TIN
LM1496 BALANCED MODULATOR/DEMULATOR	\$1.95	
LM1830 FLUID DETECTOR (PRESENCE, ABSENCE, LEVEL)	\$1.98	8 PIN 10/\$1.59 10/\$1.35
LM2907 FREQUENCY TO VOLTAGE CONVERTER	\$1.95	14 PIN 10/\$1.89 10/\$1.49
LM2917 FREQUENCY TO VOLTAGE CONVERTER WITH HI-GAIN OP AMP COMPARATOR	\$1.95	16 PIN 10/\$1.99 10/\$1.59
MM5330 4 1/2 DIGIT DVM LOGIC BLOCK	\$7.95	18 PIN 5/\$1.49 5/\$1.29
MM53104 TV GAME CLOCK GENERATOR	\$2.95	22 PIN 5/\$1.69 5/\$1.49
MM57100 COLOR TV 3 GAME CHIP	\$7.95	SUMMER SPECIALS 24 PIN 5/\$1.09 5/\$0.89
LM1889 TV VIDEO MODULATOR	\$5.75	28 PIN 5/\$1.19 5/\$0.99
TBA 820 2W MONOLITHIC AUDIO AMPLIFIER	\$1.95	40 PIN 4/\$1.19 4/\$0.99
ULN 2277P STEREO AMPLIFIER 2W PER CHANNEL	\$1.95	

PRICES & AVAILABILITY SUBJECT TO CHANGE WITHOUT NOTICE
CIRCLE 70 ON FREE INFORMATION CARD

INTEGRATED ELECTRONICS

540 Weddell Drive, #4, Sunnyvale, CA 94086 (408)734-8470

CMOS	74C08 .65	7427 .35	74161 1.00	8973 2.95	8334 4.00
4001 .15	74C10 .25	7430 .15	74163 1.30	8974 2.95	8553 6.50
4002 .20	74C14 1.75	7432 .30	74164 1.45	8976 2.95	8556 3.25
4007 .20	74C30 .26	7437 .44	74165 1.35	75107 3.25	8599 3.25
4010 .36	74C32 .30	7442 .18	74166 1.20	75450 1.00	
4011 .20	74C42 1.40	7445 .70	74173 1.70	75451 .80	
4012 .20	74C48 2.75	7446 .70	74177 .90	75452 .80	
4013 .35	74C73 1.25	7448 .70	74182 .95	75453 .80	LINEAR
4014 .80	74C26 1.00	7450 .25	74191 1.20	75491 1.25	301N .35
4015 .80	74C90 1.10	7451 .25	74192 1.45	75492 1.40	308H 1.00
4016 .35	74C93 1.25	7453 .25	74193 1.35	75494 1.50	309H 1.00
4017 .92	74C151 2.75	7460 .22	74195 1.00	8028 9.90	Peripheral
4018 .92	74C154 3.00	7472 .40	74197 1.10	8214 3.50	320M-5 .88
4019 .20	74C157 2.10	7473 .40	74199 2.25	8216 3.75	320T-12 1.25
4020 1.00	74C160 1.40	7474 .40	74267 .90	8274 4.75	324N 1.75
4022 .83	74C162 1.70	7475 .55		8278 9.90	340T-5 1.25
4023 .21	74C164 1.75	7483 1.05	Interface	8251 11.50	340T-12 1.25
4024 .75	74C165 1.75	7485 .55	0025 3.50	8255 10.50	340T-15 1.25
4025 .20	74C174 1.50	7485 1.10	0026 1.75	2513 9.50	340T-24 1.25
4027 .34	74C902 .85	7486 .43	8640 1.25	2516 9.50	387N 1.25
4028 .79	74C904 .85	7489 2.00	8641 2.75	1013 6.00	388N 1.15
4029 1.00	74C905 3.00	7492 .75	8806 3.00		555N .35
4030 .20	74C914 1.95	7493 .65	8819 1.25	8730 3.25	558N 2.80
4035 .95		7495 .78	8820 5.00	8737 1.75	561N 5.00
4040 1.00		7496 .85	8830 4.90	8092 .95	566N 1.70
4041 1.00		74121 .35	8833 2.45	8094 .60	709N .30
4042 .70		74122 .49	8835 2.45	8096 .90	741H .25
4044 .60		74123 .65	8836 1.25	8098 .90	302K 1.25
4049 .35		74126 .65	8837 2.45	8099 .90	3401 1.25
4051 1.10		74132 1.25	8838 2.45	8121 2.25	
4056 .45		74141 1.15	8859 1.50	8121 2.25	
4068 .40		74149 .25	8100 1.50	8136 3.25	
4069 .40		74148 .18	8101 1.50	8220 3.25	74LSxx *
4075 .20		74151 .78	8150 .90	8231 2.25	74LS00 .25
4082 .23		74154 .68	8153 1.10	8242 1.75	
74C00 .25		74154 1.25	8879 2.25	8250 1.75	
74C02 .45		7420 .18	8880 2.75	8260 2.25	through
74C04 .32		7421 .35	74155 .70	8281 1.00	74LS670 3.95

* For more 74LSxx, refer to our ad in the June issue of this magazine.
SPECIAL DISCOUNT
OEM EDUCATORS AND SCHOOLS
For a low quote, send a list of your needs and, if possible, desired prices.
No quantity is too small.

Minimum order \$5.00 US currency. Check or money order only. Add 5% to cover shipping and handling charges. Calif. residents add 6% sales tax. Santa Clara County residents add 6.5% sales tax.

RADIO-ELECTRONICS

MOTION DETECTOR

When there is a new development in the field of electronics, it takes some time before that development is available to hobbyists and experimenters, especially at surplus prices.


We have reversed the process, and announce a DELTA EXCLUSIVE, the DELTA MOTION DETECTOR. This device detects motion or movement at a minimum distance of eight feet, in a cone with a two foot diameter. The secret is in the custom, ultra complex LSI chip. The device is completely self contained in a case 6"x3 1/8"x2 1/4" and operates from 4 "Ni-Cad" batteries. Nothing else is needed for the device to perform its basic function, motion detection.

When motion is detected, a "whoop" alarm is sounded. The kit is designed so that either an audible or silent remote alarm is available at the turn of a switch. The silent alarm activates a relay, whose contacts are brought out thru a plug, and will activate ANY device, such as a siren, horn, bell, telephone dialer, tape recorder etc. The silent alarm is adjustable timer controlled, and withholds the alarm for a programmed number of seconds, so that you may deactivate the alarm when you trigger it yourself.

The motion detector works on a change of light. A change of $\pm 5\%$ in light level triggers the detector. Works within a range of 0.1 candlepower (almost dark) to 100 candlepower (quite bright), a ratio of 1000 to 1. NO external light source is needed.

There will be several articles describing the DELTA MOTION DETECTOR. Look for one either in the Nov. 1978 or Jan. 1979 issue of POPULAR MECHANICS.

Stk.No.5611R Complete Motion Detector Kit \$24.50
 Stk.No.1072R Motion Detector Chip Only \$8.95
 Stk.No.5611RB set of 2 PC boards \$6.50
 Stk.No.5288R Set of 4 Ni-Cad Batteries (When available) \$4.50



DELTA ELECTRONICS

7 Oakland St.
 Amesbury, Mass. 01913
 617-388-4705

ATLANTA, GA.

DELTA MOTION DETECTOR
 HEADQUARTERS IN ATLANTA
 DELTA ELECTRONIC HOBBIES
 5151 Buford Hwy.
 Doraville, (Atlanta) Ga.

Include sufficient postage. Excess will be refunded. Send for new Catalog 19, 120 pages of electronic bargains.



CIRCLE 47 ON FREE INFORMATION CARD


B&K PRECISION Transistor Testers



MODEL 520B

Industrial Transistor Tester

- Now with MELO Drive
- Works in-circuit when others won't
- Identifies all three transistor leads
- Random lead connection
- Audibly and visually indicates GOOD transistor
- Automatic PNP/NPN determination
- Positive Si/Ga Identification
- Tests diodes, SCR's, FET's, and Darlingtons
- CSA approved version available



MODEL 510

Portable Transistor Tester

- Fast GO/NO-GO in-circuit transistor testing
- Fast and thorough GOOD/BAD out-of-circuit testing
- Tests FET's and SCR's in-circuit or out-of-circuit
- Connect any test clip to any component lead
- Gives positive emitter-base collector identification in LO drive - positive bias identification in HI drive
- Light Emitting Diodes indicate NPN OR PNP OR PNP-NPN
- Polarity - Over 100 hours of testing from single set of "AA" cells
- Digital stability - no adjustments: nothing to go out of calibration
- Includes carrying case and leads



MODEL 501A

Semiconductor Curve Tracer

- Display characteristic curves for all semiconductor devices on your scope
- Measure breakdown voltage non-destructively
- Ideally unknown devices
- Complete with FP-5 probe



MODEL 530

Lab-Quality Semiconductor Tester...

- Measure β of bipolar transistors up to 1000 MHz
- Nondestructive testing of transistor and diode breakdown voltages
- Measures transistor beta or FET g_m
- Measures all transistor breakdown and leakage parameters
- Fast testing of transistors, FET's, and SCR's - in or out-of-circuit
- Base diagrams are not required
- No biasing information required
- Identifies all leads of transistors and SCR's
- Automatic identification of PNP/NPN types and N or P-channel FET's

New from B&K... and we have them at discount prices!



MODEL 820

New Portable Digital Capacitance Meter

- Measures capacitance from 0.1pF to 1 Farad
- Rezeroes to 0.1pF
- 10 ranges for accuracy and resolution
- 4 digit easy-to-read LED display
- 0.5% accuracy
- Special lead insertion jacks or banana jacks
- Fuse protected
- Uses either rechargeable or disposable batteries
- Overrange indication



MODEL 3010

New Low Distortion Function Generator

- Generates sine, square and triangle waveforms
- Variable amplitude and fixed TTL square-wave outputs
- 0.1 Hz to 1MHz in six ranges
- Push button range and function selection
- Typical sine wave distortion under 0.5% from 0.1 Hz to 100 kHz
- Variable DC offset for engineering applications
- VCO external input for sweep-frequency tests



MODEL 3020

New Sweep/Function Generator

- Four instruments in one package - sweep generator, function generator, pulse generator, tone-burst generator
- Covers 0.02Hz-2MHz
- 1000:1 tuning range
- Low-distortion high-accuracy outputs
- Three-step attenuator plus center control
- Internal timer and log sweeps
- Tone-burst output to front panel or externally programmable



Model 1650

New Multiple-Output Lab Power Supply

- Functions as three separate power supplies
- 5VDC, 5A fixed output
- Two separate 0 to 25VDC outputs at 0.5A
- Fully automatic, current-limited overload protection
- Unique tracking circuit allows automatic tracking of variable DC outputs
- and - terminals of each output are fully isolated, even when in automatic tracking mode
- All three outputs may be connected in series or parallel for higher voltage or current requirements

AVAILABLE FALL 78

New 50MHz Digital Probe

- Multi family compatible with TTL, DTL, RTL, HTL, CMOS, MOS and MIMOL
- Displays DC to 50MHz
- Displays pulse rise/fall and logic states
- Memory mode to "freeze" pulse display

MODEL DP-50

- Pulse mode "stretches" short pulses
- 2 megohm input impedance
- Input overload protected
- Typically detects pulses to 10 nanoseconds

Before you buy, check our prices...
 Call TOLL FREE (800) 645-9518
 In N.Y. State call (516) 752-0050

FORDHAM

YOUR ONE STOP DISCOUNT CENTER
 Master Charge, Bank Americard, Visa, C.O.D.'s accepted.
 FREE Send for new 1978 catalog of over 3,000 items 164 pages of test equipment, CB, tools, tubes, components and electronic supplies.

RADIO SUPPLY CO. INC.
 855R Conklin St.
 Farmingdale, N.Y. 11735



ADD \$3.00 TO COVER SHIPPING, HANDLING & INSURANCE. N.Y. Res. add approx. sales tax.

CIRCLE 85 ON FREE INFORMATION CARD

Active Electronic Sales Corp.


All Items stocked in depth. Ready for immediate shipment

Part No. Price	Part No. Price	Part No. Price	Part No. Price	Part No. Price	Part No. Price	Part No. Price	Part No. Price	Part No. Price
74H00 .16	74H20 .16	74H61 .18	74H101 .35	74S00 .25	74LS00 .15	74LS83 .79	74LS156 .80	74LS197 1.09
74H01 .16	74H22 .16	74H62 .18	74H102 .35	74S04 .27	74LS04 .18	74LS93 .49	74LS161 .84	74LS251 .85
74H02 .16	74H30 .18	74H64 .16	74H103 .50	74S11 .19	74LS12 .19	74LS95 .70	74LS163 .84	74LS257 .60
74H03 .16	74H40 .16	74H65 .16	74H106 .45	74S15 .19	74LS14 .68	74LS109 .32	74LS165 1.25	74LS258 .85
74H04 .17	74H50 .16	74H71 .35	74H108 .49	74S20 .19	74LS15 .17	74LS112 .32	74LS170 1.25	74LS280 1.70
74H05 .17	74H51 .17	74H72 .31	74H113 .24	74S22 .19	74LS18 .19	74LS123 .79	74LS174 .69	74LS283 .85
74H08 .22	74H52 .17	74H73 .49	74H114 .24	74S40 .19	74LS28 .19	74LS132 .79	74LS175 .69	74LS290 .85
74H10 .16	74H53 .17	74H74 .24	74H183 2.25	74S64 .19	74LS37 .23	74LS138 .64	74LS191 .90	74LS324 1.25
74H11 .22	74H54 .18	74H76 .55		74S74 .39	74LS38 .23	74LS139 .64	74LS192 .95	74LS365 .55
74H12 .16	74H55 .18	74H78 .55		74S112 .45	74LS40 .19	74LS151 .59	74LS195 .66	74LS366 .55
74H15 .17	74H60 .18	74H87 2.75		74S151 .60	74LS47 .89	74LS153 .59	74LS196 1.09	74LS390 1.50
					74LS73 .29			74LS393 1.25

TTL PLASTIC DUAL-IN-LINE I.C.'s
Lowest Prices Ever Offered Anywhere

Stock level	Part No.	Price	Stock level	Part No.	Price	Stock level	Part No.	Price
11300	7400	.09	9500	7480	.19	48000	74174	.39
29800	7404	.09	24000	7482	.15	16000	74175	.39
4900	7423	.07	51000	7491	.19	9000	74180	.34
8100	7425	.12	16000	74150	.39	8000	74181	.79
37000	7437	.09	42000	74151	.29	26000	74182	.29
46000	7438	.09	11000	74152	.89	24080	74190	.34
17000	7443	.15	56000	74153	.29	36000	74191	.34
31080	7445	.19	17000	74154	.49	9000	74192	.34
21000	7454	.07	1800	74155	.29	11000	74194	.34
29000	7460	.07	22000	74156	.19	47000	74195	.29
24000	7472	.12	34000	74157	.29	6000	74199	.69
			36000	74162	.34	28000	74283	.49

Dual In-line Sockets



Finest Quality Sockets Available Anywhere

- PLUGGABLE SOCKET FOR IC PACKAGES WITH LEADS
- HIGH RELIABILITY GAS-TIGHT JOINT.
- FULLY QUALIFIED TO MIL-S-8374
- COMPACT LOW PROFILE DESIGN
- NO WICKING WHEN SOLDERED TO PC BOARD
- FLAMMABILITY RATING -UL 940V-0

Stock level	Contacts	Price
140000	8 PIN	11
345000	14 PIN	13
156000	16 PIN	15
33000	18 PIN	19
18000	22 PIN	27
84000	24 PIN	28
25000	28 PIN	36
46000	40 PIN	48

GENERAL INSTRUMENT 1 AMP Rectifiers (Epoxy)

Stock level	Part No.	Price
2.3 Million	1N4001	50V .029
1.2 Million	1N4002	100V .039
7 Million	1N4003	200V .045
3.8 Million	1N4004	400V .049
2.1 Million	1N4005	600V .055
4 Million	1N4006	800V .065
3.7 Million	1N4007	1000V .07

1.5 AMP Single Phase Silicon Bridge Rectifiers

Stock level	Part No.	Price
8000	W02M	200V .28
42000	W04M	400V .32
450000	W06M	600V .34
120000	W08M	800V .39
11000	W10M	1000V .60

SWITCHING DIODES

Part No.	Price
1N914 100V 4NS	.027
1N4148 100V 4NS	.027

UV EPROM

Stock level	Part No.	Price
18800	2708	845 7.99

MOS Static RAM's

Stock level	Stock level
57600	26200
Part No.	Part No.
2114	2102LFPC
4K (1K x 4)	1K 350NS
450NS	(Low Power)
Price 7.95	Price 1.19

MOS Dynamic RAM's

Stock level	Stock level
17700	11200
Part No.	Part No.
4060	416
4K 300NS	16K 250NS
Price 3.95	Price 14.95 13.95

UART's

Stock level	Stock level
38000	11000
Part No.	Part No.
AY5-1013A	AY3-1015
Price 4.95	Price 5.95

1K CMOS RAM

Stock level	Part No.	Price
13800	5101	450NS 4.95
		(Low Power)

MICROPROCESSOR CHIPS

Stock level	Part No.	Pr Price
13900	8080A	6.95 5.95
3500	6800	8.95 7.95

Interface Support Circuits

Stock level	Part No.	Price
16400	8212	1.98
1100	8214	3.95 3.95
36800	8216	1.98
2800	8224	2.75
4700	8226	1.98
2800	8228	4.75
1200	8238	4.75
8800	8251	5.95 4.95
700	8253	14.95
5800	8255	5.95
1600	8257	9.95
500	8259	14.95
2300	6810	3.95 3.50
2800	6820	4.95 3.95
5500	6850	5.95 4.95
1000	6852	5.96 4.95

1978 IC MASTER

Complete integrated circuit data selector. New 1978 edition (2200 pages) is twice as big as last year. Master guide to the latest I.C.'s including microprocessors and consumer circuits.



Free quarterly updates.

\$24.95

Lowest price available

P.O. BOX 1035 FRAMINGHAM, MASSACHUSETTS 01701



Over-the-counter sales.
12 Mercer Rd. Natick, Mass 01760
Behind Zayres on Rte. 9
Telephone Orders & Enquires (617) 879-0077.

IN CANADA 3 LOCATIONS

5651 FERRIER ST.
MONTREAL, QUEBEC
H4P 2K5
Tel: (514) 735-6425

4800 DUFFERIN RD.
DOWNSVIEW, ONTARIO
M3H 5S9
Tel: (416) 661-1115

BAXTER CENTRE
1050 BAXTER ROAD
OTTAWA, ONTARIO
K2C 3P2
Tel: (613) 820-9471

MINIMUM ORDER \$10.00 • ADD \$2.00 TO COVER POSTAGE & HANDLING • Canadian customers add 30% for exchange and handling. All federal and provincial taxes extra.
Foreign customers please remit payment on an international bank draft or international postal money order in American dollars.

CIRCLE 42 ON FREE INFORMATION CARD

www.americanradiohistory.com

RADAR BEARFINDER DETECTOR



Reg. \$79

SALE

5555

- Sensitivity Control
- X & S Bands
- Audible and Visual Indicators
- Easy Mount/Dismount
- Selector Switch

5 1/4" FLUSH MOUNT SPEAKERS

399



SALE

- Ceramic Magnets SS-272
- 8 Ohms
- Complete With Grilles

Reg. \$14.99

2 OR 4 CHANNEL STEREO PHONES

399



PH-459

- 4-Speakers
- Comfortable & Lightweight

Reg. \$4.99

MOTOROLA SWR METER FIELD STRENGTH INDICATOR

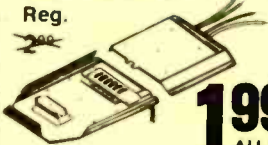


Reg. **799**

CB-067

- For Best CB Performance
- Includes FS Antenna
- Easy to Read Dial

LOCKMOUNT



199

AU-149

- For Under-Dash Mounting of CB's, Radios and Players
- Deluxe Type With Keys
- Offers Anti-Theft Protection

Reg. \$4.99

60-Minute Blank CASSETTE

29c Ea.



TA-879

- Each Tape 60-Minutes
- Each In Lots of 3 Only!

Reg. \$89

Universal AC Adapter



339

- For Radios, Recorders, Calculators, and More!
- 6, 7.5, 9V @ 300mA

Reg. \$89

Olson electronics
260 S. Forge St.
Dept. LG Akron, Ohio 44327

NAME _____
ADDRESS _____
CITY _____
STATE _____

Qty.	Stk. #	Description	Price Ea.	Total



Tax _____
Postage _____
TOTAL _____

Please send me a free subscription to Olson Value Packed Catalog.


ELECTRONIC SUPERMARKET

Phone Orders: (617) 532-2323
BA, MC or AE

P.O. Box 619 DEPT. R-10 Lynnfield, Massachusetts 01940

REMOTE CONTROL SYSTEM

This handy control was part of an Admiral remote control package for color TV. The original functions were: On-Off, Volume, VHF-UHF, and channel select. Receiver contains 3 relays and one-four position stepping relay. Also a complete 4 page data pkg. Use it to make all kinds of remote operating toys, alarms, detectors, appliances, etc. Transmitter requires AA cell (not included). Qty. Ltd.



Sh. Wt. 1 lb. 8C30372 \$25.00 Includes transmitter
3 for \$69.88 8C30372 \$69.88/3 (shown) and receiver.

AM/FM STEREO RECEIVER/AMP CHASSIS



"REPAIRMAN SPECIAL"

Surplus Brand-name receiver/amplifier chassis, including bulls-eye stereo light on tuning needle, slide controls, amp & tuner (no case). Mfr.'s "questionables", may need repair. You fix & save! Qty. is limited. AS IS (no returns). W/data. 5 Lbs. . . . BK30357 . . \$19.88 ea.

TINY TRANSMITTER & SEISMIC SENSOR

Unique military surplus troop movement detector. Compact 2" long unit contains tiny xmitter, a motion sensor and battery pack... but looks like a rock or a glob of mud! (We guess that batt's may be dead). New surplus, w/data. 8 oz. #8M10356 \$4.88 ea.

MOTION DETECTOR



ULTRASONIC

This alarm sensor fills the protected area with an energy screen that cannot be seen, felt or heard. Triggers your alarm whenever burglar moves through detect- or field. Mounts on ceiling, wall, desk, shelf etc. Optional delay mode, auto- reset. Operates on 12.5 VDC. A close-out that originally sold for \$179.00! 3 Lbs. Qty. Ltd. #8D30336 . . . \$49.88

MICROPROCESSOR

The Viatron Data Management Station; Used, complete system. Running Condition. Sold "AS IS". Send for more Information. Qty. Ltd. . . \$495.00 Each

SEND FOR FREE CATALOG!
Circle FREE Information Card!

10% OFF ON ALL ORDERS
of over \$10.00 from this ad!

Terms: Add postage. No C.O.D.'s. Phone Orders BA-MC-AE: (617) 532-2323.

CIRCLE 59 ON FREE INFORMATION CARD

ATTENTION SERVICE DEALERS



Buy directly—
Top Line
Solid State Replacements

40% Off Dealer Cost
2 Year Warranty Devices

These are professional devices which replace over 130,000 industry types, and you buy them at substantial savings.



To Order: Send us the ECG, SK, or GE numbers and we will promptly ship you the premium PR direct Replacements—plus a free PR Replacement Guide. Remember, these are top quality, no culls, no seconds. Orders over \$25.00 shipped free. Orders up to \$25.00 add \$1 UPS. All orders over \$100.00 receive 5% discount. C.O.D. orders welcome. To approximate amount of your order, deduct 40% from dealers cost of ECG, SK or GE types. All orders shipped within 24 hours. Also, send or call for our free catalog of original Japanese transistors at substantial savings.

DEVCO P.O. Box 270, Garwood, NJ 07027
(201) 688-0300

CIRCLE 7 ON FREE INFORMATION CARD

CIRCLE 79 ON FREE INFORMATION CARD

SAVE

COMPUTER INTERFACES & PERIPHERALS

SAVE

For free catalog including parts lists and schematics, send a self-addressed stamped envelope.

APPLE II SERIAL I/O INTERFACE *

Part no. 2

Baud rate is continuously adjustable from 0 to 30,000 • Plugs into any peripheral connector • Low current drain. RS-232 input and output • On board switch selectable 5 to 8 data bits, 1 or 2 stop bits, and parity or no parity either odd or even • Jumper selectable address • SOFTWARE • Input and Output routine from monitor or BASIC to teletype or other serial printer. • Program for using an Apple II for a video or an intelligent terminal. Also can output in correspondence code to interface with some selectrics. Board only — \$15.00; with parts — \$42.00; assembled and tested — \$62.00.



T.V. TYPEWRITER

Part no. 106


• Stand alone TVT • 32 char./line, 16 lines, modifications for 64 char./line Included • Parallel ASCII (TTL) input • Video output • 1K on board memory • Output for computer controlled cursor • Auto scroll • Non-destructive cursor • Cursor inputs: up, down, left, right, home, EOL, EOS • Scroll up, down • Requires +5 volts at 1.5 amps, and -12 volts at 30 mA • All-7400, TTL chips • Char. gen 2513 • Upper case only • Board only \$39.00; with parts \$145.00



8K STATIC RAM

Part no. 300

• 8K Altair bus memory • Uses 2102 Static memory chips • Memory protect • Gold contacts • Wait states • On board regulator • S-100 bus compatible • Vector input option • TRI state buffered • Board only \$22.50; with parts \$160.00




MODEM *

Part no. 109

• Type 103 • Full or half duplex • Works up to 300 baud • Originate or Answer • No coils, only low cost components • TTL input and output-serial • Connect 8 ohm speaker and crystal mic. directly to board • Uses XR FSK demodulator • Requires +5 volts • Board \$7.60; with parts \$27.50



TIDMA *



Part no. 112

• Tape Interface Direct Memory Access • Record and play programs without bootstrap loader (no prom) has FSK encoder/decoder for direct connections to low cost recorder at 1200 baud rate, and direct connections for inputs and outputs to a digital recorder at any baud rate. • S-100 bus compatible • Board only \$35.00; with parts \$110.00

RF MODULATOR *

Part no. 107

• Converts video to AM modulated RF. Channels 2 or 3. So powerful almost no tuning is required. On board regulated power supply makes this extremely stable. Rated very highly in Doctor Dobbs' Journal. Recommended by Apple. • Power required is 12 volts AC C.T., or +5 volts DC • Board \$7.60; with parts \$13.50



DC POWER SUPPLY *

Part no. 6085

• Board supplies a regulated +5 volts at 3 amps, +12, -12, and -5 volts at 1 amp. • Power required is 8 volts AC at 3 amps, and 24 volts AC C.T. at 1.5 amps. • Board only \$12.50; with parts excluding transformers \$42.50



RS 232/TTY * INTERFACE

Part no. 600

• Converts RS-232 to 20mA current loop, and 20mA current loop to RS-232 • Two separate circuits • Requires +12 and -12 volts • Board only \$4.50, with parts \$7.00



TAPE INTERFACE *

Part no. 111

• Play and record Kansas City Standard tapes • Converts a low cost tape recorder to a digital recorder • Works up to 1200 baud • Digital In and out are TTL-serial • Output of board connects to mic. in of recorder • Earphone of recorder connects to input on board • No coils • Requires +5 volts, low power drain • Board \$7.60; with parts \$27.50



UART & BAUD RATE GENERATOR *

Part no. 101

• Converts serial to parallel and parallel to serial • Low cost on board baud rate generator • Baud rates: 110, 150, 300, 600, 1200, and 2400 • Low power drain +5 volts and -12 volts required • TTL compatible • All characters contain a start bit. 5 to 8 data bits, 1 or 2 stop bits, and either odd or even parity. • All connections go to a 44 pin gold plated edge connector • Board only \$12.00; with parts \$35.00 with connector add \$3.00



RS 232/TTL * INTERFACE

Part no. 232

• Converts TTL to RS-232, and converts RS-232 to TTL • Two separate circuits • Requires -12 and +12 volts • All connections go to a 10 pin gold plated edge connector • Board only \$4.50; with parts \$7.00 with connector add \$2.00



ELECTRONIC SYSTEMS

Dept. RE-9 P.O. Box 21638, San Jose, CA, USA 95151

To Order:

Mention part number and description. For parts kits add "A" to part number. In USA, shipping paid for orders accompanied by check, money order, or Master Charge, BankAmericard, or VISA number, expiration date and signature. Shipping charges added to C.O.D. orders. California residents add 6.5% for tax. Outside USA add 10% for air mail postage, no C.O.D.'s. Checks and money orders must be payable in US dollars. Parts kits include sockets for all JCS, components, and circuit board. Documentation is included with all products. All items are in stock, and will be shipped the day order is received via first class mail. Prices are in US dollars. No open accounts. To eliminate tariff in Canada boxes are marked "Computer Parts" Dealer inquiries invited. 24 Hour Order Line: (408) 226-4064



* Circuits designed by John Bell

INTERNATIONAL ELECTRONICS UNLIMITED

LOW POWER SCHOTTKY - 74LS series
 Prime Motorola IC's Factory warranted
 Buy \$10.00 -any mix- deduct 10%
 Buy \$15.00 -any mix- deduct 10%

IC SALE

TTL - 7400 - Full Spec
 Some items overmarked house numbers
 Buy \$10.00 -any mix- deduct 10%
 Buy \$15.00 -any mix- deduct 15%

LINEAR CIRCUITS
 All guaranteed functional
 Some items overmarked house numbers
 Buy \$10.00 -any mix- deduct 10%
 Buy \$15.00 -any mix- deduct 15%

74LS00	\$.18	74LS54	\$.18	74LS157	\$.44	74LS251	\$.66
74LS01	\$.18	74LS55	\$.18	74LS158	\$.53	74LS252	\$.66
74LS02	\$.18	74LS56	\$.26	74LS160	\$.63	74LS256	\$.83
74LS03	\$.18	74LS63	\$.60	74LS161	\$.63	74LS257	\$.44
74LS04	\$.20	74LS65	\$.71	74LS162	\$.63	74LS258	\$.66
74LS05	\$.20	74LS66	\$.30	74LS163	\$.63	74LS259	\$.83
74LS08	\$.18	74LS90	\$.42	74LS164	\$.63	74LS260	\$.18
74LS09	\$.18	74LS92	\$.43	74LS168	\$.84	74LS266	\$.29
74LS10	\$.18	74LS93	\$.43	74LS169	\$.84	74LS279	\$.31
74LS11	\$.18	74LS95	\$.74	74LS170	1.27	74LS283	\$.71
74LS13	\$.31	74LS109	\$.26	74LS171	\$.51	74LS290	\$.56
74LS14	\$.48	74LS122	\$.26	74LS174	\$.51	74LS293	\$.63
74LS15	\$.18	74LS113	\$.26	74LS175	\$.51	74LS295	\$.89
74LS20	\$.18	74LS114	\$.26	74LS181	2.17	74LS298	\$.89
74LS21	\$.18	74LS122	\$.33	74LS190	\$.86	74LS365	\$.36
74LS22	\$.18	74LS123	\$.63	74LS191	\$.81	74LS366	\$.36
74LS26	\$.21	74LS125	\$.46	74LS192	\$.84	74LS367	\$.36
74LS27	\$.18	74LS126	\$.36	74LS193	\$.64	74LS368	\$.36
74LS28	\$.20	74LS132	\$.59	74LS194	\$.66	74LS378	\$.69
74LS30	\$.18	74LS133	\$.18	74LS195	\$.64	74LS390	\$.96
74LS32	\$.18	74LS136	\$.28	74LS196	\$.76	74LS393	\$.96
74LS33	\$.21	74LS138	\$.51	74LS197	\$.76	74LS395	\$.96
74LS37	\$.21	74LS139	\$.59	74LS240	1.39	74LS400	1.78
74LS38	\$.21	74LS151	\$.44	74LS241	1.39	74LS670	1.89
74LS40	\$.20	74LS153	\$.44	74LS242	1.32	7420	\$.14
74LS42	\$.60	74LS155	\$.76	74LS243	1.32	7423	\$.28
74LS51	\$.18	74LS156	\$.76	74LS244	1.39	7425	\$.32
						7426	\$.15
						7427	\$.20
						7430	\$.17
						7432	\$.15
						7437	\$.15
						7438	\$.15
						7440	\$.13

7400	.10	7441	.75	7491	.64	74163	.75
7401	.15	7442	.35	7492	.39	74164	.65
7402	.14	7443	.45	7493	.39	74165	.75
7403	.12	7444	.60	7494	.59	74166	.95
7404	.14	7445	.50	7495	.59	74170	1.50
7405	.17	7446	.55	7496	.49	74173	1.25
7406	.15	7447	.55	74100	.89	74174	1.05
7407	.15	7448	.60	74105	.38	74175	.65
7408	.18	7450	.15	74121	.25	74177	.70
7409	.15	7451	.15	74121	.29	74180	.40
7410	.18	7452	.13	74123	.32	74180	.40
7411	.19	7454	.10	74125	.45	74181	1.95
7413	.30	7460	.10	74126	.40	74182	.70
7414	.55	7464	.20	74132	.60	74185	1.85
7415	.22	7465	.20	74141	.70	74190	.95
7416	.14	7470	.27	74145	.70	74191	.85
7417	.20	7472	.30	74150	.89	74192	.50
7420	.14	7473	.29	74151	.50	74193	.50
7423	.28	7474	.18	74153	.50	74194	.85
7425	.32	7475	.42	74154	.95	74195	.50
7426	.15	7476	.29	74155	.55	74196	.80
7427	.20	7480	.17	74156	.40	74197	.75
7430	.17	7483	.58	74157	.45	74198	1.40
7432	.15	7485	.75	74158	.55	74199	1.25
7437	.15	7486	.27	74160	.65	74200	.65
7438	.15	7489	1.25	74161	.60	74279	3.25
7440	.13	7490	.35	74162	.95		

LM300H	.49	LM340T (78XX)	1.19	LM566CN	1.19	ULN2208	.89
LM301CN	.20	5,6,8,12	1.19	LM567CN	1.19	ULN2209	.89
LM302H	.45	15,18,24	1.19	LM567H	1.49	CA3046	1.19
LM304H	.80	LM370	.65	LM703H	.59	CA3081M	1.49
LM305H	.45	LM372N	2.93	LM709N	.39	CA3081H	1.97
LM307CN	.20	LM376CN	.25	LM709H	.29	CA3082	1.45
LM307H	.30	LM377N	.95	LM710N	.59	LM7524	.79
LM309H	1.05	LM380H-8CN	.59	LM711N	.35	LM7525	.79
LM309K	1.05	LM381N	1.75	LM723H	.55	LM7535	4.59
LM310CN	1.07	LM382N	1.75	LM723N	.52	XR320	.45
LM311CN	.40	LM385K	.25	LM733H	.55	75450AN	.35
LM311H	.50	LM386CN	.49	LM739N	.65	75451CN	.25
LM319N	1.13	LM387CN	.49	LM741CN(8)	.25	75452CN	.25
LM320K	NE531V	1.90	LM741CN(14)	.32	75453CN(351)	.25	
LM320T	NE540A	1.90	LM741CH	.35	75454CN	.35	
LM321 (79XX)	NE546A	1.09	LM747H	.79	75491N	.65	
LM322N	NE550A	.75	LM747N	.65	75492N	.75	
LM324N	NE555CN	.39	LM747N	.65	75492N	1.19	
LM339N	NE566A	.85	LM1414N	.60	KR2207	1.49	
LM340K	NE566CN	2.95	LM1456CN	1.29	KR4136	1.49	
LM340K	NE561N	2.95	LM1458CN	.55	KR4202	.69	
LM340K	NE565H	1.39	LM1496N	.89	KR4212	.69	
LM340K	NE566H	1.39	LM1800N	1.75	KR4739	.69	

CAPACITOR ASSORTMENT - All ±10%
 (10pF-820pF ceramic) (.001uF-.47uF polyester)

10pF/50V	68pF/50V	220pF/50V	.001uF/100V	.022uF/100V
22pF/50V	82pF/50V	270pF/50V	.0022uF/100V	.047uF/100V
33pF/50V	100pF/50V	470pF/50V	.0033uF/100V	.1uF/100V
47pF/50V	150pF/50V	600pF/50V	.0047uF/100V	.2uF/100V
56pF/50V	180pF/50V	820pF/50V	.01uF/100V	.47uF/100V
			.015uF/100V	

5 ea of above capacitors.....\$13.95
 Supplied in steel cabinet with clear styrene drawers.....\$23.95
 Cabinet shipping chrg (US & Canada) \$2.00

TANTALUM CAPACITORS
 ±20% solid dipped

1-10 11-	1-10 11-
.22u/35V	.25 .20 10u/16V .35 .30
.33u/35V	.25 .20 10u/20V .38 .33
1u/35V	.25 .20 15u/6.3V .38 .33
2.2u/20V	.28 .23 15u/20V .45 .40
2.2u/35V	.30 .25 22u/16V .45 .40
3.3u/35V	.35 .30 33u/10V .55 .50
4.7u/16V	.30 .25 47u/6V .55 .50
6.8u/6V	.30 .25 47u/20V .65 .55
6.8u/16V	.30 .25 56u/6V .75 .65
6.8u/50V	.35 .30 100u/20V 1.45

1-10 11-
 .68u/15V .20 .15
 15u/25V .40 .35

LED DISPLAYS

DL10A	.27"	Red CA LHD	.79
MANG6	.60"	Red CA LHD	1.19
DL338	2 Dig.	17" Red CC	.29
DL338	3 Dig.	17" Red CC	.49
NSN33	3 Dig.	17" Red CC	.39
MAN72	.30"	Red CA LHD	.59
MAN74	.30"	Red CA LHD	.59
NSN74R	.30"	Red CC RHD	.59
MAN82	.30"	Yellow CA LHD	.69
DL702	.30"	Red CA LHD	.69
HP7651	.5"	Red CA RHD	.79
HP7653	.5"	Red CC RHD	.79
HP3400	.8"	Red CA LHD	1.25
HP3405	.8"	Red CC LHD	1.25
MAN3620	.30"	Orange CA LHD	.79
MAN3630	.30"	Orange CA RHD	.49
MAN6610	.40"	Orange CC RHD	.79
HP5082	5 dig.	11" mag. Red CC RHD	.39
HP5084	4 dig.	11" mag. Red CC RHD	.39
HP5082	5 dig.	11" mag. Red CC CD	.49

MM5316	Clock Chip	.95
MM5370	Clock Chip	3.95
MM5375AA1	Clock Chip	2.95
MM5261	1K RAM	.55
MM5262	1K RAM	.95
F93410	256 bit RAM	.95
2513(caps)	Char. Gen.	3.95
2513(L.C.)	Char. Gen.	3.95
MM1101	256 bit RAM	.65
MM1103	1K RAM	.75
2510	Dual 50 bit Shift Reg.	.95
2511	Qual 100 bit Shift Reg.	.95
2518	Hex 32 bit Shift Reg.	1.25
2522	Qual 132 bit Shift Reg.	.95
MM5016	500/512 bit Shift Reg.	.95
SL-5-4025	Quad 25 bit Shift Reg.	.59

IC SOCKETS

Low Profile	Solder Tail	Wire Wrap			
8 pin	\$.16	24 pin	\$.36	8 pin	.45
14 pin	.19	28 pin	.44	14 pin	.49
16 pin	.21	40 pin	.61	16 pin	.55
18 pin	.28				

2N1132	PNP Gen Purp. Ampl	To-5	\$.69
2N2218A	PNP Low Power Trans	To-5	.69
2N2222A	PNP Low Power Trans	To-18	.29
2N2223	PNP Low Power Trans	To-5	.69
2N2369	PNP Low Power Trans	To-5	.29
2N2904	PNP Low Power Trans	To-5	.76
2N2905A	PNP Low Power Trans	To-5	.76
2N3227	PNP Low Power Trans	To-18	.69
2N3904	PNP Low Power Trans	To-92	.17
2N3906	PNP Low Power Trans	To-92	.17
SCA 13572	NPN Pwr Trans	200V To-5	1.75

ELECTRONIC BUZZER

Miniature, Solid State
 6V 15ma (4-9V oper.) \$1.29 ea.
 12V 15ma (8-20V oper.) \$1.29 ea.

CLOCK KIT - Mark I
 6 digit clock kit with one PC board. Accommodates MM5314 clock chip and 6 FND 359 displays contains all components except transformer. Includes 3 switches. Board has terminals for remote displays. \$10.95

BIMBOARD - BREAOBOARD KIT

BEZELS - with red filters
 140-2 cut-out 1.125" x 2.375" max. .062" panel thickness \$1.75
 140-4 cut-out 1.160" x 4.375" max. .125" panel thickness \$2.75

CERAMIC DISC CAPACITORS - 50V

1pF	22pF	56pF	120pF	270pF	820pF	.022uF
5pF	27pF	68pF	150pF	390pF	.001uF	.030uF
7pF	33pF	82pF	180pF	470pF	.0047uF	.050uF
10pF	47pF	100pF	220pF	600pF	.01uF	.1uF

1pF-.050u .1uF
 1-10 per value \$1.0 \$1.15
 11-100 .05 .10
 100-.04 .08

CAPACITOR KIT - ceramic disc

50V, 24 values, 10 capacitors each
 1pF 33pF 82pF 220pF 820pF .022uF
 5pF 47pF 100pF 270pF .001uF .030uF
 10pF 56pF 150pF 470pF .0047uF .050uF
 22pF 68pF 180pF 600pF .01uF .1uF
 capacitors only...\$11.95

SUMMER CIRCUITS ELEKTOR 78

Double issue containing more than 100 circuits - such as high-perf. disc pre-amp, Audio control ampl., LED level indicator, Car ammeter, Bibbe speedometer, A/D converter and many more.
 with order \$3.00
 mag only 4.25

METAL FILM RESISTORS

Carbon Film ± 5% 1/4 w or 1/2 w
 15 ea. of 12 values:

100, 220, 470, 1K, 1.5K, 3.3K
4.7K, 6.8K, 10K, 33K, 100K, 1M.
\$5.45

Carbon Film Resistors ± 5% 1/4w, 1/2w

Usage Evaluated Assortment
 5 to 20 ea of 44 values. \$12.95
 Supplied in 15 Drawer 60 Comp. Cabinet. \$22.95 + \$2.00 Sh.

PRECISION RESISTOR PACKAGE

Metal Film ± 1% 1/4 watt
 Starter Kit - 2ea. 60 values
 120 Resistors 10.5 ohm- 464K \$14.95
 Supplied in 15 Drawer 60 Comp. Cabinet - \$26.50 + \$2.00 Sh.

VECTOR BOARD - Phenolic

169P44-062 (.1" spacing .42" dia.)
 4-1/4" x 4-1/2" x .0625" ...\$1.15 ea.

PLASTIC CASES

VERO - dark and light gray nominal 0.0.

2514F	2"x4"x1"	\$4.34
2516G	2"x4"x1.6"	4.90
2518H	2.6"x4"x1.6"	5.48
2520J	3.2"x6"x2"	6.24
2522K	4.3"x7.4"x2.4"	8.28
2755G	2.6"x4.7"x2.6"	6.74
2760D	4.3"x7.4"x2.4"	
	(w/ handle/stand)	10.78
2525F	2.8"x5.4"x2.4"	
	(ventilated)	5.40</

Can you put the power of the microcomputer to work in your home, school, or business?

PERSONAL COMPUTING

FUTURE DATES AND LOCATIONS:

Oct. 7	Toronto
Oct. 14	Wash., D. C.
Oct. 21	Montreal
Oct. 28	Denver
Nov. 4	Los Angeles
Nov. 11	New York
Nov. 18	Atlanta
Dec. 2	Chicago
Dec. 9	Houston

COURSE OBJECTIVE: to provide a systematic and comprehensive tutorial on hardware and software features of personal computers and microprocessors, to compare the technical features and characteristics of various commercially available computers and to present a technological forecast and assessment of future trends in the personal and small business computer industry.

WHO SHOULD ATTEND: potential users and purchasers of personal computing or small business computing equipment; the tutorial nature of the program is designed to solidify and broaden the knowledge of "old hands" and newcomers alike.

COURSE OUTLINE: Personal Computers: comparison and evaluation criteria for — turnkey systems (Apple II, PET, Radio Shack TRS-80); S-100 bus systems (Sol, Poly 88, Imsai, etc.); Digital Group; Heath; etc. Small Business Systems: software packages; system modification; programming economics; the IBM 5110 and Series/1. Interfacing and Applications: interface components and boards; and educational standards (IEEE-488; RS-232C; etc.); educational and small business applications.

REGISTRATION: to register, fill out and return the coupon below with a stamped, self-addressed envelope at least two weeks before the meeting.

TUITION: \$50., which includes hardbound course text and handout materials.

LOCATIONS: the programs are held in meeting rooms of conveniently located hotels; the exact location will be sent to you one week before the scheduled meeting.

FOR FURTHER INFORMATION call (914) 666-4665

CERTIFICATES: a certificate of participation will be issued to all attendees.

REGISTRATION COUPON: return to Personal Computer Workshop, 71 N. Moger Ave., Mt. Kisco, New York 10549

Name _____
 Address _____
 City/State/Zip _____
 Telephone _____
 My payment for _____ is enclosed.
 I am registering for the workshop
 in _____
 on _____

CIRCLE 56 ON FREE INFORMATION CARD

ADVERTISING INDEX

RADIO-ELECTRONICS does not assume any responsibility for errors that may appear in the index below.

Free Information Number Page

42	Active Electronics	131
—	Advance Electronics	81,92,93
1	Advanced Computer Products	123
2	Aidelco	114
—	AMC Sales	116
3	American Antenna	Cov. 4
—	ATV Research	116
77	Babylon Electronics	128
—	Karl Barta	112
91	Forest Belt's Training Workshop	95
86	B & K Precision Dynascan Co.	91
—	Bullett Electronics	114
—	Burdex Security Co.	112
—	CFR Associates	116
76	Chaney Electronics	114
—	CIE—Cleveland Institute of Electronics	28-31
—	Command Productions	108
—	Contemporary Marketing	5
5	Continental Specialties	Cov. 3
—	CREI-Div. of McGraw Hill Continuing Education	53a-53d
—	Dage Scientific Instruments	116
46	Davis Electronics	104
47	Delta Electronics	130
7	Devco	132
65	Diamondback Electronics	122
80	Digi-Key	134
—	Digital Concepts	103
81	Digital Research Corporation	118
89	Douglas Dunhill	1
—	E.A.R.S., Inc.	116
39	EICO	106
52	E & L Instruments	102
59	Electronic Supermarket	132
—	Electronic Systems	133
9	Electronic & Control Engineer's Book Club—McGraw Hill Book Div.	18-21
—	EMC—Electronics Measurements	103
—	Energy Control Systems	102
8	Enterprise Development	106
43	Etco Electronics	127
—	Fair Radio	118
85	Fordham Radio Supply	130
10	Formula International	120,121
—	Fuji-Svea	110,111
—	GFN	85
74	Godbout Electronics	126
—	Golden Enterprises	116
82	Gould	32
12	Grantham College of Engineering	102
61	Graymark	119
13	GTE Sylvania-Consumer Renewal	23
100	Heath	13,86-89
83	Hickok Electrical Instruments	98
15	Indiana Home Study	99
—	Information Unlimited	112
73	Integrated Electronics	128
40	International Crystal Mfg., Co.	101
16	International Electronics	135
72,71	James Electronics	35,124,125
18	J & E Electronics	108
17	Jenson Tools & Alloys	104
—	JS & A	2
57	Kester Solder	107
—	Krystal Kits	112
—	Lab Science	112
—	Lakeside Industries	116
90	Leader	83
20	McKay Dymek	16
48	Meshna	122
21	National Camera Supply	97
—	National Radio Institute (NRI)	8-11
—	National Technical Schools	68-71
54	Nesda	99
84	Netronics	105

51	New-Tone Electronics	126
62	O.K. Machine & Tool	22
79	Olson	132
38	Oneida Electronics	34
22	Optoelectronics	117
78	ORA Electronics	104
25	Page Digital	118
24	PAIA	97
58,36	Panasonic	Cov. 2,24,25
66	Panavise	99
26	Leslie Paul	120
56	Personal Computing Workshop	136
63	Platt Luggage	100
44	Poly Paks	113
67	Pomona	17
55	Prentice-Hall, Inc.	15
—	Priority 1 Electronics	115
64	PTS Electronics	100
69	Quest	112
53	Quimtronix	126
—	Radio Shack	109
45	Ramsey Electronics	116
—	Robinson Nugent	101
27	Rye Industries	34
—	Sabtronics	27
35	Schober Organ	105
37	SGL Waber	97
87	Shure Brothers	77
60	Solid State Sales	122
49	Soundguard	36
28	Southwest Technical Products	107
68	Spacekom	94
—	Speakerlab, Inc.	118
—	Spyderco	107
—	A.F. Stahler Co.	116
29	Tab Books	33
30	Tri-Star	114
31	Trinico International	129
—	Trumbull	112
88	Vaco	7
33	Vector	90
—	Vero Electronics	26
32	VIZ Mfg.	79
41	Wahl Clipper	106
6	Weller-Xcelite Div. of Cooper Industries	96
34	Wersi	102
70	Wizard of Parts	128

MOVING?

Don't miss a single copy of **Radio-Electronics**. Give us:

Six weeks' notice

Your old address and zip code

Your new address and zip code

ATTACH LABEL HERE

name (please print)

address

city state zip code

Mail to: Radio-Electronics
 SUBSCRIPTION DEPT., P.O. BOX 2520,
 BOULDER, COLO. 80322

IF YOU'RE WAITING FOR SOLDERLESS BREADBOARDS TO BE FASTER, EASIER, MORE VERSATILE AND LOWER-PRICED...

Incredibly inexpensive. EXPERIMENTOR solderless sockets begin at \$5.50* (\$4.00* for the 40 tie-point quad bus strip). A spool of solder costs more.

Microprocessors and other complex circuits are easy to develop. Each EXPERIMENTOR quad bus gives you four bus lines. By combining quads, 8-, 12- and 16-line address and data buses can be created, simplifying complex data/address circuits.

Infinitely flexible. Circuits can go in any direction, up to any size. All EXPERIMENTOR sockets feature positive interlocking connectors that snap together. Horizontally and/or vertically. And un-snap to change a circuit whenever you wish.

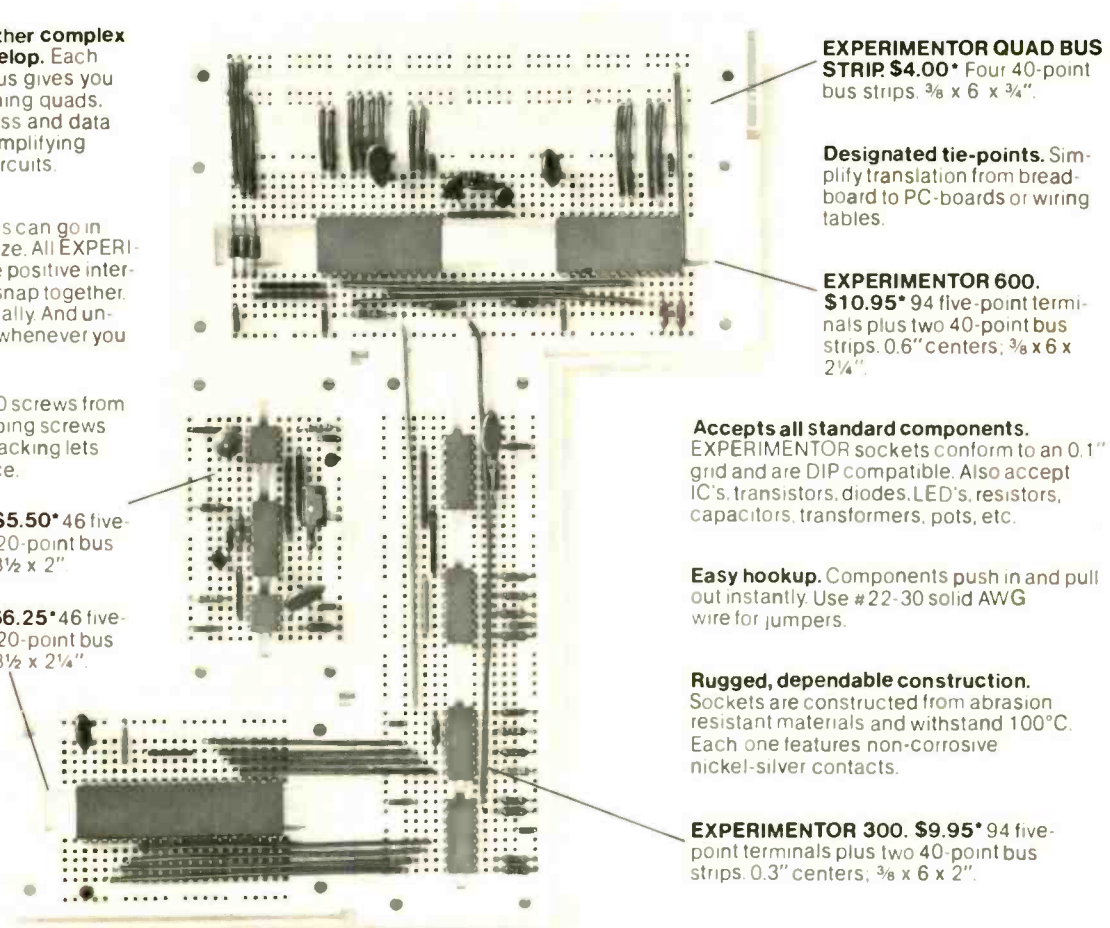
Easy Mounting. Use 4-40 screws from the front or 6-32 self-tapping screws from the rear. Insulated backing lets you mount on any surface.

EXPERIMENTOR 350. \$5.50* 46 five-point terminals plus two 20-point bus strips. 0.3" centers; 3/8" x 3 1/2" x 2".

EXPERIMENTOR 650. \$6.25* 46 five-point terminals plus two 20-point bus strips. 0.6" centers; 3/8" x 3 1/2" x 2 1/4".

Mix and match. Use large and small chips in the same circuit without problems. There are two sizes of EXPERIMENTOR sockets with 0.3" and 0.6" centers.

Full fan-out. A CSC exclusive. The only solderless breadboard sockets with full fan-out capabilities for **micro-processors** and other larger (0.6") DIP's.



EXPERIMENTOR QUAD BUS STRIP \$4.00* Four 40-point bus strips. 3/8" x 6" x 3/4".

Designated tie-points. Simplify translation from breadboard to PC-boards or wiring tables.

EXPERIMENTOR 600. \$10.95* 94 five-point terminals plus two 40-point bus strips. 0.6" centers; 3/8" x 6" x 2 1/4".

Accepts all standard components. EXPERIMENTOR sockets conform to an 0.1" grid and are DIP compatible. Also accept IC's, transistors, diodes, LED's, resistors, capacitors, transformers, pots, etc.

Easy hookup. Components push in and pull out instantly. Use #22-30 solid AWG wire for jumpers.

Rugged, dependable construction. Sockets are constructed from abrasion resistant materials and withstand 100°C. Each one features non-corrosive nickel-silver contacts.


EXPERIMENTOR 300. \$9.95* 94 five-point terminals plus two 40-point bus strips. 0.3" centers; 3/8" x 6" x 2".

WHAT ARE YOU WAITING FOR?

Discover today how solderless breadboarding can save time and money on every circuit you build. Get acquainted with EXPERIMENTOR™ sockets† and how they simplify circuit design, assembly and testing. Eliminate the hassles and component damage of soldering. No special hardware or jumper cables required, either. And the price is so low, it's hard to believe.

"Order today. Call 203-624-3103 (East Coast) or 415-421-8872 (West Coast): 9 a.m.-5 p.m. local time. Major credit cards accepted. Or see your CSC dealer. Prices slightly higher outside USA."

CONTINENTAL SPECIALTIES CORPORATION



70 Fulton Terrace, Box 1942, New Haven, CT 06509, 203-624-3103 TWX 710-465-1227
WEST COAST: 351 California St., San Francisco, CA 94104, 415-421-8872 TWX 910-372-7992
GREAT BRITAIN: CSC UK LTD., Spur Road, North Feltham Trading Estate,
Feltham, Middlesex, England, 01-890-0782 Int'l Telex: 851-881-3669
CANADA: Len Finkler Ltd., Ontario

†U.S. Patent No. D235,554

*Manufacturer's recommended resale
© 1977, Continental
Specialties Corporation

CIRCLE 5 ON FREE INFORMATION CARD


www.americanradiohistory.com

New, K40 Magnamount: Grips like a grapple, actually improves transmission.



We double guarantee it.*

Exclusive Octopole Construction.



That's eight magnets set in eight different directions to give you a magnetic seal so complete and powerful, your antenna would stay up there if you could squeeze between two semis passing each other at 180 miles an hour. That's magnetic octopower.

* GUARANTEE I

Placed on the roof of a vehicle; properly tuned, the K40 Magnamount is guaranteed to transmit a further distance than a standard K40 without the Magnamount or you will receive a prompt and full refund from your K40 dealer who installed and tuned the Magnamount K40 for you.

* GUARANTEE II

Materials and workmanship are guaranteed for a full 12 months. Any part that fails to perform satisfactorily will be replaced absolutely free.

Exclusive K40 Flux Harmonics for Greater Transmission.

The magnetic radiation pattern was designed to match the K40 antenna radiation for greater distance than the standard K40. See our guarantee.

The facts: Physics and Physical.

1. Magnamount is a bigger, stronger magnet—in fact it's 8 bigger, stronger, magnets.
2. It doesn't just hold the K40 antenna, it helps it transmit further.
3. Remember the law of reciprocity. The antenna that transmits better, receives better.
4. It provides a flatter, lower SWR because the Magnamount is capacitance grounded.
5. It puts your $\frac{5}{8}$ wave K40 antenna securely in place in the most advantageous place to work against a ground plane—high and free from obstruction. That's square in the middle, right up on top.

\$15.95 buys it.

(SUGGESTED RETAIL)

K40 Magnamount.

American Antenna 1945 South Street Elgin, Illinois 60120

This professional CB equipment available only through Registered K40 Dealers!

CIRCLE 3 ON FREE INFORMATION CARD

www.americanradiohistory.com