

Z-80 COMPUTER CORNER

\$1.00 ■ FEB. 1978

Radio-Electronics

THE MAGAZINE FOR NEW IDEAS IN ELECTRONICS

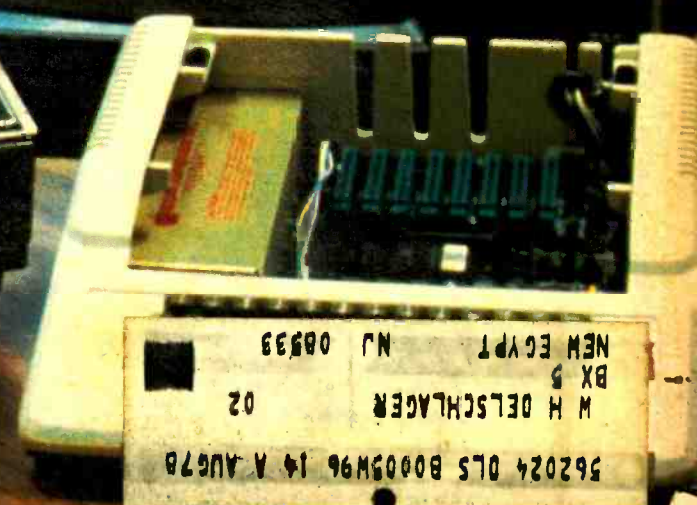
Know Before You Buy
VIDEOTAPE RECORDERS
What's Available Today

Be A Musician, Build
PROGRAMMABLE DRUMS

Own Your Own
PERSONAL COMPUTER
Mainframes For Hobbyists

Build A Digital
BICYCLE SPEEDOMETER


PLUS:
The Missing Transistor Clues
Dolby FM
Two Hi-Fi Lab Test Reports
Hobby Corner
Jack Darr's Service Clinic
Equipment Reports



A
GERNSBACK
PUBLICATION

RETAILER: SEE PAGE 97 FOR
SPECIAL DISPLAY ALLOWANCE PLAN

562024 0LS B0005M96 14 A AUG78
M H DELSCHLAGER
BX 5
NEW EGYPT
NJ 08539
02



fact: the 10 most common nuisances in PA can be cured. permanently. instantly.

These 10 problem solvers in your toolbox are like 10 new tricks up your sleeve. Or 10 hours of saved time. Or money in the bank. They tailor the sound, match the lines, smooth out the peaks, fill in the valleys, make molehills out of troubleshooting mountains. Snap one in. Out go the hassles. Without soldering, or splicing, or internal equipment modifications:

Problem:	Solution:	
Input Overload	A15A	Microphone Attenuator prevents input overload. Ideal where very strong signals are applied to a microphone input.
Phasing	A15PR	Phase Reverser reverses the phase of a balanced line without modification of equipment.
Low-Frequency Noise	A15HP	High Pass Filter provides a low-frequency microphone cutoff to reduce unwanted low-frequency noises and proximity effect.
High-Frequency Noise	A15LP	Low Pass Filter provides high-frequency cutoff to reduce objectionable high-frequency noises.
Lack of Presence	A15PA	Presence Adapter adds voice-range intelligibility and extra brilliance.
Sibilance	A15RS	Response Shaper provides excellent sibilance filtering; flattens microphone response.
Line Level to Mic Input	A15LA	Line Input Adapter converts balanced low-impedance microphone input to line level input.
Matching/ Bridging/Isolating	A15BT	Bridging Transformer, a balanced unit, matches balanced or unbalanced devices of different impedances.
Troubleshooting	A15TG	Tone Generator produces a continuous 700 Hz low-impedance microphone level signal — extremely useful in setting-up and troubleshooting lines. Helps check levels, connections, mixer inputs, and cables. Allows one man to do the work of two!
Microphone Impedance Matching	A95 and A97	Series Line Transformers make it possible to connect low-impedance lines to mid- and high-impedance inputs (or vice-versa). Completely reversible. Solves problems of excessive high-frequency loss and objectionable hum.

Shown Actual Size: 114mm (4½ in.) long x 19mm (¾ in.) diameter.



Send for the free Shure brochure, AL280F




Shure Brothers Inc., 222 Hartrey Ave., Evanston, IL 60204, In Canada: A. C. Simmonds & Sons Limited
Manufacturers of high fidelity components, microphones, sound systems and related circuitry.

CIRCLE 46 ON FREE INFORMATION CARD

www.americanradiohistory.com

The Sinclair PDM35.

A personal digital multimeter for only \$49.⁹⁵



Now everyone can afford to own a digital multimeter

A digital multimeter used to mean an expensive, bulky piece of equipment.

The Sinclair PDM35 changes that. It's got all the functions and features you want in a digital multimeter, yet they're neatly packaged in a rugged but light pocket-size case, ready to go anywhere.

The Sinclair PDM35 gives you all the benefits of an ordinary digital multimeter – quick clear readings, high accuracy and resolution, high input impedance. Yet at \$49.95 it costs less than you'd expect to pay for an analog meter!

The Sinclair PDM35 is tailor-made for anyone who needs to make rapid measurements. Development engineers, field service engineers, lab technicians, computer specialists, radio and electronic hobbyists will find it ideal.

With its rugged construction and battery operation, the PDM35 is perfectly suited for hand work in the field, while its angled display and optional AC power facility make it just as useful on the bench.

What you get with a PDM35

- 3½ digit resolution.
- Sharp, bright, easily read LED display, reading to ± 1.999 .
- Automatic polarity selection.
- Resolution of 1 mV and 0.1 nA (0.0001 μ A).
- Direct reading of semiconductor forward voltages at 5 different currents.
- Resistance measured up to 20 M Ω .
- 1% of reading accuracy.

Operation from replaceable battery or AC adapter.
Industry standard 10 M Ω input impedance.

Compare it with an analog meter!

The PDM35's 1% of reading compares with 3% of full scale for a comparable analog meter. That makes it around 5 times more accurate on average.

The PDM35 will resolve 1 mV against around 10 mV for a comparable analog meter – and resolution on current is over 1000 times greater.

The PDM35's DC input impedance of 10 M Ω is 50 times higher than a 20 k Ω /volt analog meter on the 10 V range.

The PDM35 gives precise digital readings. So there's no need to interpret ambiguous scales, no parallax errors. There's no need to reverse leads for negative readings. There's no delicate meter movement to damage. And you can resolve current as low as 0.1 nA and measure transistor and diode junctions over 5 decades of current.

Technical specification

DC Volts (4 ranges)

Range: 1 mV to 1000 V.
Accuracy of reading: 1.0% \pm 1 count.
Note: 10 M Ω input impedance.

AC Volts (40 Hz-5 kHz)

Range: 1 V to 500 V.
Accuracy of reading: 1.0% \pm 2 counts.

DC Current (6 ranges)

Range: 1 nA to 200 mA.
Accuracy of reading: 1.0% \pm 1 count.
Note: Max. resolution 0.1 nA.

Resistance (5 ranges)

Range: 1 Ω to 20 M Ω .
Accuracy of reading: 1.5% \pm 1 count.
Also provides 5 junction-test ranges.

Dimensions: 6 in x 3 in x 1½ in.

Weight: 6½ oz.

Power supply: 9 V battery or Sinclair AC adapter.

Sockets: Standard 4 mm for resilient plugs.

Options: AC adapter for 117 V 60 Hz power. De-luxe padded carrying wallet. 30 kV probe.

The Sinclair credentials

Sinclair have pioneered a whole range of electronic world-firsts – from programmable pocket calculators to miniature TVs. The PDM35 embodies six years' experience in digital multimeter design, in which time Sinclair have become one of the world's largest producers.

Tried, tested, ready to go!

The Sinclair PDM35 comes to you fully built, tested, calibrated and guaranteed. It comes complete with leads and test prods, operating instructions and a carrying wallet. And getting one couldn't be easier. Just fill in the coupon, enclose a cheque/ PO for the correct amount (usual 10-day money-back undertaking, of course), and send it to us.

We'll mail your PDM35 by return!

Sinclair Radionics Inc, Galleria,
115 East 57th Street, New York, N.Y.
10022, U.S.A.

To: Sinclair Radionics Inc, Galleria, 115 East 57th Street, New York, N.Y. 10022, U.S.A.

Please send me _____ (qty) PDM35(s)
@ \$49.95 plus \$1.05 postage and
insurance each: _____ \$ _____
_____ (qty) De-luxe padded
carrying case(s) @ \$4.95 each: _____ \$ _____
_____ (qty) AC adapter(s) @ \$4.95
each: _____ \$ _____
I enclose check/MO order made out to Sinclair
Radionics Inc (indicate total order value.
Add 4% sales tax for NYS deliveries): _____ \$ _____
I understand that if I am not completely satisfied
with my PDM35, I may return it within ten days
for a full cash refund.

Name _____
Address _____
City _____
State _____
Zip _____

sinclair
World leaders in fingertip electronics

CIRCLE 6 ON FREE INFORMATION CARD

now 3-strong

Xcelite® family of attaché tool cases



TC-150/ST

And here's the newest addition... Model TC-150/ST... containing an intermediate assortment of tools for the technician, serviceman, or field engineer. It contains 52 items in all, including 24 famous Xcelite "Series 99" interchangeable-blade tools, a broad variety of other Xcelite Professional screwdrivers, nutdrivers, pliers, cutters, strippers, measuring tapes, and specialized electronic tools, plus the Weller® Cordless Soldering Iron and recharger, an added convenience where outlets aren't accessible. Tools are mounted in see-thru pockets on removable pallets in a durable, attractive case with Whiskey-tan Marvelon exterior and sun-tan vinyl lining. Plenty of extra space for additional tools, prints and manuals! Solid brass hardware and padded handle are additional quality touches.

It joins the other members of the family...

Model TC-100/ST, the "big daddy" of Xcelite's cased tool sets, with the greatest variety—a total of 86 types and sizes of drivers, wrenches, pliers, cutters, strippers... and Model TC-200/ST, the 37-piece set that's unequalled in economy and value.

See the new TC-150/ST at your distributor now. And ask for Xcelite literature, which will give you a detailed listing of the contents of all three Xcelite Attaché Tool Cases.



TC-100/ST



TC-200/ST



Weller-Xcelite Electronics Division
The Cooper Group

Apex, N. C. 27502

CIRCLE 31 ON FREE INFORMATION CARD

Radio-Electronics®

THE MAGAZINE FOR NEW IDEAS IN ELECTRONICS

Electronics publishers since 1908

FEBRUARY 1978 Vol. 49 No. 2

BUILD ONE OF THESE

- 37 **Digital Bicycle Speedometer**
Measures from 0-30 MPH. Discrete LED readout. NiCad battery power supply. **by Robert Beaber**
- 41 **Programmable Drums**
Tap out the beat with your fingertips when you use this add-on with your hi-fi system. Touch switches make it easy to play. **by John Simonton**

COMPUTERS

- 45 **Mainframe Roundup**
Everything you ever wanted to know about who makes it and exactly what it is that they make. **by Chester H. Lawrence**
- 72 **Z-80 Computer Corner**
The Z-80's addressing modes. **by William Barden, Jr.**

GENERAL ELECTRONICS

- 4 **Looking Ahead**
Tomorrow's news today. **by David Lachenbruch**
- 52 **Video Tape Recorders Today**
1978 is "THE" year of the VTR. See what you can get now, and it can do for you. **by Fred Petras**
- 68 **Sherlock Holmes And The Missing Transistor Clues**
Wherein the master detective solves the three most baffling problems in all transistordom. **by Gerald E. Williams**
- 70 **Hobby Corner**
Your own workbench—the instruments you'll need. **by Earl Savage**
- 74 **State of Solid State**
Smoke detector circuits. **by Karl Savon**

STEREO HIGH-FIDELITY

- 56 **Dolby FM**
How it is used in FM broadcasting today and the effect it has on the sounds you hear. **by Len Feldman**
- 59 **R-E Lab Tests Pioneer Cassette Deck**
Pioneer CT-F1000 earns an "Excellent."
- 61 **R-E Lab Tests Sony Receiver**
Sony STR-7800SD rates "Very Good"

TELEVISION

- 78 **Service Clinic**
Find faults, then fix them. **by Jack Darr**
- 84 **Service Questions**
R-E's Service Editor solves reader problems

EQUIPMENT REPORTS


- 24 **Olympic Controls OCi 990 Calibrator**
- 26 **Hickok 422 Mobile CB Tester**
- 32 **G-C Electronics Liqui-Kleen Contact Cleaner**
- 34 **Triplett 3300 Digital VOM**

DEPARTMENTS

- | | |
|------------------------------------|---------------------------------|
| 122 Advertising Index | 89 New Literature |
| 6 Advertising Sales Offices | 86 New Products |
| 16 Letters | 90 New Books |
| 97 Market Center | 91 Next Month |
| 12 New & Timely | 123 Readers Service Card |

ON THE COVER

We've combined an Apple II hobby computer, an RCA Videotape machine and an RCA 19-inch color TV to put this month's cover together. We used the VTR to record the many different color displays the Apple produced. For more info on hobby computers turn to page 45. If it's the VTR you want to know about turn to page 52.



JOIN THE MASTER SUPER SLEUTH as he untangles a baffling web of clues and fixes the mysterious Oriental amplifier. Turn to page 68.



COMPUTER MAINFRAMES. For a look at who's offering what, turn to page 45.

Radio-Electronics, Published monthly by Gernsback Publications, Inc., 200 Park Avenue South, New York, NY 10003. Phone: 212-777-6400. Second-class postage paid at New York, NY and additional mailing offices. One-year subscription rate: U.S.A. and U.S. possessions, \$9.98, Canada, \$12.98. Other countries, \$14.98. Single copies \$1.00. © 1978 by Gernsback Publications, Inc. All rights reserved. Printed in U.S.A.

Subscription Service: Mail all subscription orders, changes, correspondence and Postmaster Notices of undelivered copies (Form 3579) to Radio-Electronics Subscription Service, Box 2520, Boulder, CO 80322.

A stamped self-addressed envelope must accompany all submitted manuscripts and/or artwork or photographs if their return is desired should they be rejected. We disclaim any responsibility for the loss or damage of manuscripts and/or artwork or photographs while in our possession or otherwise.

As a service to readers, Radio-Electronics publishes available plans or information relating to newsworthy products, techniques and scientific and technological developments. Because of possible variances in the quality and condition of materials and workmanship used by readers, Radio-Electronics disclaims any responsibility for the safe and proper functioning of reader-built projects based upon or from plans or information published in this magazine.

looking ahead

Audio revolution: Audio recording appears to be on the brink of the biggest breakthrough since Edison first preserved his words on a tin-foil cylinder. The breakthrough is the introduction of, and the eventual changeover to, digital recording. Theoretically, digital recording systems should have no distortion, no wow or flutter, practically infinite signal-to-noise ratio and a flat frequency response from DC to the top of the audible range.

The incredible thing about digital recording is that it's almost here. Although it may take a decade to spread into various consumer products, it should be available for fairly widespread sound studio use this year. Mitsubishi has already demonstrated a nine-track studio system and 3M has shown a 32-track system, the former using quarter-inch tape, the latter one-inch. Ampex has developed a special blank tape for digital recording. For advanced consumers who want to experiment with digital audio recording, both Sony and Mitsubishi (and probably others) will offer modifications for the Betamax and VHS videotape recorders to convert them to pulse-code modulation (PCM) digital audio recorders. Mitsubishi and TEAC have demonstrated PCM disc systems, both modifications of laser-scan optical videodisc devices. Upcoming new developments, such as 3M's high-coercivity Metafine tape and Hall-effect recording heads, are expected to bring digital recording closer to economical consumer use. When digital recording finally becomes an everyday reality, you can expect major efforts to develop a practical digital radio.

Latest on VTR: The videocassette recorder is now the fastest-growing new home electronic product and, naturally, new developments in that field are coming thick and fast. One of the most significant developments, that should help fuel consumer demand, is the rapid decline in prices. Although Sony pioneered home videotape recorders with the Betamax deck at a list price of \$1,300 and most other manufacturers fell in line with the same price, RCA broke the ranks by introducing its Matsushita-built VHS machine at a suggested list price of \$1,000 (**Radio-Electronics**, December 1977). Its competitors tried to maintain the higher price, but their ranks were soon broken by Zenith, which dropped its Beta system list price to \$995. Sony followed soon after with a nominal price of \$1,095 for its identical unit. Now virtually all home VTR's are at the \$1,000-or-lower price in the stores, regardless of whether their suggested list is above or below that.

Several new manufacturers and marketers have joined the fold recently, and here is how the home VTR lineup stands at press time, arranged by standard, with suggested list price where available:

Two-hour or one-and-two-hour Beta format: Sony (\$1,095); Sanyo (unpriced); Sears Roebuck (\$995); NEC (due later in 1978); Toshiba (\$1,095); Zenith (\$995). **Two- and four-hour VHS format:** Panasonic (\$1,095); General Electric (due this spring); Magnavox (\$1,075-\$1,095); Curtis Mathes (\$2,900 and \$4,000 in 25-inch TV-stereo combinations); Montgomery Ward (Panasonic brand at \$995); RCA (\$1,000); Sylvania (\$995). **Two-hour VHS:** JVC (open list price); Hitachi (possibly by midyear); MGA (open price). **VX-2000:** Quasar (\$995). **V-Cord II:** Sanyo (\$1,050).

VTR playing time: Price is only one battlefield in home VTR. The other is record/play time. The first unit, Sony's Betamax, could record or play up to one hour on a cassette. The Japan Victor VHS had two-hour capability per cassette. Then Sony came back with the Betamax X2, which moved the tape at half speed and extended the capacity of the former one-hour cassette to two hours. Matsushita then adapted the VHS system to a longer playing time, using the same method employed by Sony—slowing down the tape movement to half speed—to produce a machine which could cram four hours' programming on a single "two-hour" cassette. End of Round One.

Round Two. Sony announced the development of a new cassette that crammed more tape into the cassette by using a thinner tape. This extended the recording-time-per-cassette of its X2 machine to three hours. In addition, it outlined plans to introduce a cassette changer that would permit unattended recording or playback of two cassettes. Thus, with two three-hour cassettes, the Betamax X2 can tape six hours of programming while nobody is home. Then Japan Victor Co. (JVC) announced that it would also have a three-hour cassette for its two-hour VHS deck. However, the same cassette can be used on the Matsushita-built half-speed VHS deck to increase recording and playback time from four to six hours per cassette.

The question now arises: Who would want to record a six-hour block of programming on a single channel? Obviously, at present the extension of playing time to six hours is a good solution to a problem that doesn't exist. This long-play capacity suggests the necessity of another invention—the TV programmer-timer that will change channels unattended at preset times, so an entire evening's programming may be recorded unattended. Several manufacturers are working on such devices using microprocessors. You'll undoubtedly be hearing about them soon.

FCC studies TVI: Some 55% of the cases of CB-related television interference (TVI) in a recent FCC study was the fault of the CB, the remainder was caused by the TV set itself. Based on a study of 500 homes in six metropolitan areas, the FCC forecast that complaints of TVI from CB will climb to 105,000 in 1979 from the 1976 total of 45,210, unless the problem is attacked by improving both CB's and TV sets. The study concluded that inadequate suppression of CB transmitter harmonics and spurious radiation was the leading cause of such interference. The Commission also found that better built-in signal rejection for TV sets would eliminate at least one-third of the cases. Linear amplifiers connected to the CB were associated with 46% of all TVI cases, and in half of these the problem disappeared completely when the amplifier was removed; in the remaining cases it was substantially reduced. TV Channels 2 and 5 were the most seriously affected, followed by Channel 9. The Commission concluded that interference problem will require coordinated action by manufacturers and users of CB and TV sets and by the FCC.

DAVID LACHENBRUCH
CONTRIBUTING EDITOR

SHOP YOUR NEARBY RADIO SHACK FOR QUALITY PARTS AT LOW PRICES!


Top quality devices, fully functional, carefully inspected. Guaranteed to meet all specifications, both electrically and mechanically. All are made by well known American manufacturers, and all have to pass

manufacturer's quality control procedures. These are not rejects, not fallouts, not seconds. In fact, there are none better on the market! Count on Radio Shack for the finest quality electronic parts.

TTL Digital ICs


First Quality

Made by National Semiconductor and Motorola



Type	Cat. No.	ONLY
7400	276-1801	35¢
7402	276-1811	39¢
7404	276-1802	35¢
7406	276-1821	49¢
7410	276-1807	39¢
7413	276-1815	79¢
7420	276-1809	39¢
7427	276-1823	49¢
7432	276-1824	49¢
7441	276-1804	99¢
7447	276-1805	99¢
7448	276-1816	99¢
7451	276-1825	39¢
7473	276-1803	49¢
7474	276-1818	49¢
7475	276-1806	79¢
7476	276-1813	59¢
7485	276-1826	1.19
7486	276-1827	49¢
7490	276-1808	79¢
7492	276-1819	69¢
74123	276-1817	99¢
74145	276-1828	1.19
74150	276-1829	1.39
74154	276-1834	1.29
74192	276-1831	1.19
74193	276-1820	1.19
74194	276-1832	1.19
74196	276-1833	1.29

Resistor and Capacitor Packs



Resistor and capacitor kits in handy plastic storage boxes you can use over and over again. Stock up!

1/2 Watt, 10% Tolerance Resistors. 271-601 Pkg. of 350/9.95
 1/4 Watt, 5% Tolerance Resistors. 271-602 Pkg. of 350/9.95
 50WVDC Ceramic Disc Capacitors. 272-601 Pkg. of 175/9.95
 35WVDC Radial Lead Capacitors. 272-602 Pkg. of 35/9.95
 35WVDC Axial Lead Capacitors. 272-603 Pkg. of 36/9.95

Tantalum Capacitors

Maximum capacity in smallest size. Low ESR, highly stable electrical characteristics and low leakage. Radial leads.

Cat. No.	μF	Each	Cat. No.	μF	Each
272-1401	0.1	39¢	272-1407	2.2	45¢
272-1402	0.22	39¢	272-1408	3.3	45¢
272-1403	0.33	39¢	272-1409	4.7	49¢
272-1404	0.47	39¢	272-1410	6.8	49¢
272-1405	0.68	39¢	272-1411	10.0	49¢
272-1406	1.0	39¢			

Nos. 1401-1408, 35WVDC; 1409-1411, 16WVDC.



PC Board Accessories



8-piece photographic PC board processing kit — fastest, easiest way to produce perfect printed circuit projects. **12.95**

276-1560 1.19
 Etch-Resist Marking Pen. 276-1530 1.89
 Etchant Solution. 276-1535 1.89
 PC Board Assortment. 276-1573 1.98


Build an LED Digital Clock



12-HR LED Clock Module. Just add a transformer and switches for a complete clock with 0.5" LED display. 277-1001 14.95
 Transformer for above. 120VAC 60 Hz. 273-1520 3.99
 SPST Miniature Pushbutton Switch. 275-1547 5/1.99
 Display Case. 1 1/4" x 3 3/8" x 4 7/16". 270-285 3.95



CMOS ICs

100% guaranteed electrically and mechanically



Type	Cat. No.	ONLY
74C00	276-2301	49¢
74C02	276-2302	49¢
74C04	276-2303	49¢
74C08	276-2305	49¢
74C74	276-2310	89¢
74C76	276-2312	89¢
74C90	276-2315	1.49
74C192	276-2321	1.89
74C193	276-2322	1.69
4001	276-2401	49¢
4011	276-2411	49¢
4013	276-2413	89¢
4017	276-2417	1.49
4020	276-2420	1.49
4027	276-2427	89¢
4049	276-2449	69¢
4050	276-2450	69¢
4511	276-2447	1.69
4518	276-2490	1.49


LED Digital Displays



Digits	Size	Drive	Cat. No.	ONLY
1	0.6"	Anod.	276-056	2.99
1	0.6"	Cath.	276-066	2.99
1	0.3"	Anod.	276-053	1.99
1	0.3"	Cath.	276-062	1.99

Digits	Size	Drive	Cat. No.	ONLY
1	0.3"	Anod.	276-1210	4/6.99
1	0.3"	Cath.	276-1211	4/6.99
4	0.5"	Anod.	276-1201	6.95
4	0.5"	Cath.	276-1202	6.95

Power Supply Parts





6-Amp Full-Wave Bridge Rectifier. 50 PIV. 276-1180 1.99
 50V 3-Amp Power Rectifier. 300-A surge. 276-1141 Pkg. 2/69¢

Electrolytic Capacitors
 3300 μF at 35V. 272-1021 2.99
 5000 μF at 35V. 272-1022 3.49

Heavy-Duty Transformers. All for 120VAC, 60 Hz.

Cat. No.	Volts	Current	Size	Each
273-1512	25.2 CT	2A	2 1/2" x 2 1/2"	4.99
273-1513	12	5A	4 1/2" x 2 1/2"	8.95
273-1514	18 CT	4A	4 1/2" x 2 1/2"	8.95

IC Accessories



Low-Profile DIP Sockets	Pins	Cat. No.	Price
8	276-1995	2/59¢	
14	276-1999	2/89¢	
16	276-1998	2/89¢	
28	276-1997	Ea. 89¢	
40	276-1996	Ea. 99¢	

Linear ICs

By National Semiconductor and Motorola — first quality

Type	Cat. No.	ONLY
301CN	276-017	49¢
324N	276-1711	1.49
339N	276-1712	1.49
386CN	276-1731	99¢
555CN	276-1723	79¢
556CN	276-1728	1.39
566CN	276-1724	1.69
567CN	276-1721	1.99
773CN	276-1740	69¢
741CN	276-007	49¢
741H	276-010	49¢
3900N	276-1713	99¢
3909N	276-1705	99¢
3911N	276-1706	1.99
4558CN	276-039	79¢
75491	276-1701	99¢
75492	276-1702	99¢
7805	276-1770	1.29
7812	276-1771	1.29
7815	276-1772	1.29

Computer Chips




8080A Microprocessor. An 8-bit National Semiconductor chip in a 40-pin DIP. 100% Prime. 276-2510 17.95

The CPU and Memory IC's you need for building your own personal computer.


2102 Static RAM. 1024-word by one bit read/write memory. Under 600 nS access time. 276-2501 2.49 Ea. or 8/14.95

Silicon Solar Cells



Produce Power from Light!
 2cm x 4cm. 0.5V at 100mA. 276-120 2.99
 2cm x 2cm. 0.5V at 60mA. 276-128 1.99

Clock Chips



50252. 12-hour clock, 24-hour alarm chip. With full specifications. 276-1751 6.99
 7001. 12-hour calendar alarm clock IC. With all data. 276-1756 10.95

WHY WAIT FOR MAIL ORDER DELIVERY? IN STOCK NOW AT OUR STORE NEAR YOU!

Radio Shack

Prices may vary at individual stores and dealers

A TANDY COMPANY • FORT WORTH, TEXAS 76102
 OVER 6000 LOCATIONS IN NINE COUNTRIES

A new standard in quality Frequency Counters . . . yet priced under \$400!



**Accuracy to
0.02 parts
per
million!**

Read frequency to nearest KHz in the "MHz" position, or to the nearest cycle (Hz) when switched to "KHz".

10 to 500 MHz
\$399.00
MODEL
WFC-500-E

Factory Direct!!!



Maintaining a high degree of accuracy in frequency tolerances is essential . . . you can't afford to use anything but the best, whether it is in audio, or FCC type accepted equipment, microwave sets, base station transmitters and so on. Wilson, the name known for a decade in 2-way amateur and commercial equipment, brings you two highly accurate quality frequency counters at less than wholesale prices. The Model WFC-500-E has 0.000002% measurement accuracy, and Model WFC-500-S has 0.0001%. Both models enable counting of a wide range 10 Hz to 500 MHz, have MHz or KHz indication with six digit readout and feature lightweight advanced integrated circuitry design. Comes with probe chord and both 110V AC and 12VDC power chords.

- Shipped via U.P.S.—Freight Prepaid!!
- 10 Day Money Back Guarantee
- 90 Day Limited Warranty!!

CALL OUR TOLL FREE ORDER DESK: 1-800-634-6168

or clip and mail the order below

- Quan: _____ Model WFC-500-E (.02 ppm) @ \$399.00
 Quan: _____ Model WFC-500-S (1 ppm) @ \$319.00
 Please send me further literature on your Frequency Counters.

Name _____

Address _____


City _____

State _____ Zip _____ Telephone AC: _____ / _____

Ship C.O.D. Cashiers Check or M.O. enclosed

Master Charge # _____ BAC (VISA) # _____

Expiration date _____



"The Fastest Growing Name in Communications"
Wilson Electronics Corp.

4288 So. Polaris • P. O. Box 19000 • Las Vegas, Nevada 89119
Phone (702) 739-1931 • Telex 684-522

**DEALERS WANTED for many areas . . . write for details
and complete literature on other Wilson products!!!**

Radio-Electronics®

Hugo Gernsback (1884-1967) founder

M. Harvey Gernsback, editor-in-chief and publisher

Larry Steckler, KTX-3644, CET, editor

Arthur Kleiman, KTZ-3288, managing editor

Robert F. Scott, CET, W2PWG, KXK-8533, technical editor

Sonia Greenbaum, copy editor

Jack Darr, CET service editor

Leonard Feldman, contributing high-fidelity editor

Karl Savon, semiconductor editor

David Lachenbruch, contributing editor

Earl "Doc" Savage, K4SDS, hobby editor

Vincent P. Cicenja, production manager

Harriet I. Matysko, circulation director

Sheila Wertling, circulation assistant

Arline R. Bailey, advertising coordinator

Cover design by Louis G. Rubsamen

Cover photo by Arthur Kleiman

Radio Electronics is a member of the *Institute of High Fidelity* and is indexed in *Applied Science & Technology Index* and *Readers Guide to Periodical Literature*.

Gernsback Publications, Inc.
200 Park Ave. S., New York, NY 10003
(212) 777-6400
President: M. Harvey Gernsback
Vice President: Larry Steckler
Treasurer: Carol A. Gernsback
Secretary: Bertina Baer

ADVERTISING SALES

Paul McGinnis
Director of Marketing

EAST

Stanley Levitan
Radio-Electronics
200 Park Ave. South
New York, NY 10003
(212) 777-6400

MIDWEST/Texas/Arkansas/Oklahoma

Ralph Bergen
The Ralph Bergen Co.
6319 N. Central Ave.
Chicago, IL 60646
(312) 792-3646

PACIFIC COAST Mountain States

Jay Eisenberg
J.E. Publishers Representative Co.,
8732 Sunset Blvd.,
4th Floor,
Los Angeles, CA 90069
(213) 659-3810
Sales Mart Building
1485 Bayshore Blvd., Box 140
San Francisco, CA 94124
(415) 467-0125

SOUTHEAST

J.E. Publishers Representative Co.,
214-387-2424




WE PUT THE WICK WHERE IT BELONGS



FREE!
A \$1.98 VALUE!

IN A UNIQUE, BUILT-IN DESOLDERING TOOL—YOURS FREE, AS A LIMITED-TIME INTRODUCTORY OFFER TO SD5.

Imagine having desoldering wick, right where you can get at it fastest, when you need it the most... while you're soldering. It's our new patent-pending and completely refillable SD5 solder/desolder system with 2½-inch heat-resistant, telescoping Teflon* probe.



Precision application even in high density circuits

Snapped right into the center of a pound spool of our high quality 16, 18 or 21 gauge MIL-spec solder is D5 — our easy-to-use desoldering tool. D5 contains 5 feet of pure copper braid wick that lets you see the absorption of solder... so you never overheat boards and components by working with a used portion of wick. And its non-activated, pure, water-white rosin flux coating helps assure that every drop of solder is quickly removed, without leaving corrosive residue.

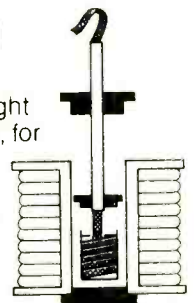
Nothing beats the D5 dispenser tool for easy desoldering without burnt fingers. Its 2½-inch

Teflon probe reaches right in... even to tight areas, for precision solder removal. And by applying tension to the D5 probe, you can shape, form or "web" the wick to provide a greater absorption surface. You also use less wick, dispensing only the right amount as you need it.

SD5 is the total system for maximum soldering/desoldering efficiency at your bench or assembly station. Alone, the D5 tool is perfect for times when you want to pocket the wick and leave the solder behind. And D5 is also refillable. Just snap out the Teflon probe and plug in a D5 refill, available in two gauges — .10 inch and .06 inch for all desoldering applications.



Snap out, pocket D5



Modular construction — D5 tool is removable. 2½" probe snaps into wick refill

The Chemtronics modular solder/desolder system can be purchased separately as half- or one-pound spools of solder, D5 desoldering tool and D5 wick refill. Or buy it as a complete SD5 unit with free D5 desoldering tool. Take advantage of this limited-time introductory offer at your Chemtronics distributor now.



CHEMTRONICS INC.

WHERE CHEMISTRY MAKES ELECTRONICS WORK BETTER

45 Hoffman Avenue, Hauppauge, N.Y. 11787 (516) 582-3322 / (212) 895-1930

CIRCLE 41 ON FREE INFORMATION CARD

*Reg. DuPont Trademark

Learn digital computer

NRI is the only school to train you at home on a real digital computer.

Learn computer design, construction, maintenance and programming techniques on your own programmable digital computer.

Qualified technicians are urgently needed for careers in the exciting new field of digital and computer electronics . . . and the best way to learn digital logic and operations is now available to you in NRI's Complete Computer Electronics Course.

This exclusive course trains you at home on your own digital computer! This is no beginner's "logic trainer", but a complete programmable digital computer that contains a memory and is fully automatic. You build it yourself and use it to define and flow-chart a program, code your program, store your program and data in the memory bank. Press the start button and the computer solves your problem and

displays the result instantly.

The NRI digital computer is one of 10 kits you receive in the NRI Complete Computer Electronics Course. You build and use your own TVOM, and experiment with NRI's exclusive Electronics Lab. You perform hundreds of experiments, building hundreds of circuits, learning organization, operation, trouble-shooting and programming.

New NRI Memory Expansion Kit

The Model 832 NRI Digital Computer now comes with a new Memory Expansion Kit. Installed and checked out in 45 minutes, it doubles the size of the computer's memory, significantly increasing the scope and depth of your knowledge of digital computers and programming. With the large-scale IC's you get the only home training in machine language programming . . . experience essential to trouble-shooting digital computers.



electronics at home.

NRI offers you five TV/Audio Servicing Courses

NRI can train you at home to service Color TV equipment and audio systems. You can choose from 5 courses, starting with a 48-lesson basic course, up to a Master Color TV/Audio Course, complete with designed-for-learning 25" diagonal solid state color TV and a 4-speaker SQ™ Quadraphonic Audio System. NRI gives you both TV and Audio servicing for hundreds of dollars less than the two courses as offered by another home study school.

All courses are available with low down payment and convenient monthly payments. All courses



provide professional tools and "Power-On" equipment along with NRI kits engineered for

training. With the Master Course, for instance, you build

your own 5" wide-band triggered sweep solid state oscilloscope, digital color TV pattern generator, CMOS digital frequency counter, and NRI electronics Discovery Lab.



™Trademark of CBS Inc.

NRI's Complete Communications Course includes your own 400-channel VHF transceiver

NRI's Complete Communications Course will train you at home for one of the thousands of service and maintenance jobs opening in CB; AM and FM transmission and reception; TV broadcasting; microwave, teletype, radar, mobile, aircraft, and marine electronics. The complete program includes 48 lessons, 9 special reference texts, and 10 training kits. Included are: your own "designed-for-learning" 400-channel VHF transceiver; electronics Discovery Lab™; CMOS digital frequency counter; and more. You also get your all



important FCC Radio-telephone License, or you get your money back.



CB Specialist Course also available



NRI also offers a 37-lesson course in CB Servicing with your own CB Transceiver, AC power supply, and multimeter. Also included are 8 reference texts and 14 coaching units to make it easy to get your Commercial Radiotelephone FCC License.

You pay less for NRI training and you get more for your money.

NRI employs no salesmen, pays no commissions. We pass the savings on to you in reduced tuitions and extras in the way of professional equipment, testing instruments, etc. You can pay more, but you can't get better training.

More than one million students have enrolled with NRI in 62 years.

Mail the insert card and discover for yourself why NRI is the recognized leader in home training. Do it today and get started on that new career. No salesman will call.

If card is missing write:



NRI SCHOOLS
McGraw-Hill Continuing
Education Center
3939 Wisconsin Avenue
Washington, D.C. 20016

Pulse-modulation recorder uses laser beam system

Mitsubishi Electric Corporation, TEAC Corporation and the Tokyo Denka Company have jointly developed the audio PCM (Pulse Code Modulation) laser recorder—a system that projects a tiny laser beam onto a disc to record and reproduce high-fidelity sound of great purity.

The PCM system converts audio input signals into binary coded signals, modulates each signal into FM digital signals and then records them by focusing the laser beam onto the disc. During playback, four servos direct the laser optics to read out the PCM signals recorded on the disc. Decoders then convert the PCM signals back to the original audio signal. A servo motor keeps the turntable at a constant 1800 rpm. A focusing disc keeps the read-out laser beam constant. A tracking servo holds the laser beam steady over the spiral line of pits on the disc, and a radial-feed

servo controls the laser optics in conjunction with the spiral line.

So far, a playing time of 30 minutes has been achieved by using a polyvinyl chloride disc. The companies involved, however, expect to extend this to two hours per disc.

Specifications for the new recorder include: negligible wow-and-flutter, a dynamic range of more than 98 dB, no crosstalk, a frequency response of 10 Hz to 20 kHz (+0.1, -0.5 dB), no distortion, no tracking error, no rumble and no surface noise. In addition, the disc is expected to last indefinitely because there is no contact between the disc and the pickup system.

Some of the possibilities envisioned for the PCM laser recorder: recording several symphonies on one disc; using the system in a juke box where dozens of songs can be selected by the system's short access time; or the possible multichanneling of music by using separate tracks for each instrument.

entertainment world who both performed and gave out autographs. Prominent disc jockeys and radio personalities from local FM radio stations were also on hand to greet visitors.

Baltimore-Washington mobile phone system gets FCC approval

Motorola has received permission from the FCC to build its high-capacity cellular radio-telephone system in the Baltimore-Washington area. The system will provide mobile telephone service to many new business subscribers in overcrowded urban areas by reusing the same channel frequencies in different areas (or cells) of each city.


While the cellular concept also attempts to control transmission levels for a more efficient use of the broadcast spectrum, frequency reuse is the key word. The system works like this: each base station signal can be heard by users within a specified area, or cell, that receives that signal. Each cell within a cluster of cells is assigned its own specific set of frequencies that cannot interfere with those of neighboring cells. (If cells are far apart, there is no interference problem because it is possible to use the same frequencies simultaneously.) Reducing the power transmission levels as well as the size of the cells allows the same frequencies to be used more frequently, thus enabling more subscribers to use the mobile phone service.

Motorola's hand-held portable unit can be incorporated into the company's present system, even though the present model is still somewhat too bulky. This portable unit sends a signal to a single central "sector-receive" antenna (one to each geographic cell). The sector antenna receives the signal and divides each hexagonal geographical area (cell) into six triangular regions, or wedges. The receivers then pass the transmission from wedge to wedge as the subscriber moves from area to area. The sector antenna, which is also capable of pulling in signals from as far away as 11 miles, is really the feature that enables transmission and reception of the low-power signals necessary for the system.

It is hoped that eventually the mobile phones can be dashboard-mounted. While the concept of low power plus small size is still in the drawing board stage, Motorola vice president Martin Cooper is confident that "within two years, we'll be producing a marketable product." It is predicted that this smaller unit will sell for around \$2000, or \$200 less than the company's present mobile instrument.

Canadian legislator discovers office is "bugged"

A device, described as a "bug," was
continued on page 14



PCM LASER RECORDER uses laser beams to record and produce sound. Since the produced sound is not a function either of amplitude or record-groove depth, the resulting sound is of exceptional purity.

Mini-radio station can be used for disaster communications

A briefcase-sized radio station, developed by the National Aeronautics and Space Administration, could be used to speed disaster aid over long distances and in remote areas that are impossible to service via CB or police radio systems. The small battery-operated system, whose signals are transmitted via satellite, would receive on-the-scene medical advice and relay vital information about disaster victims to physicians and hospitals provided with individual radio stations.

Recently, NASA, White House and government agency officials participated in a demonstration of the unit's capabilities. Signals were transmitted from Washington, DC, to the University of Maryland's Shock Trauma Center in Baltimore. Transmission was accomplished by beaming the signals through a NASA ground station in North Carolina to a satellite high above the Pacific Ocean.

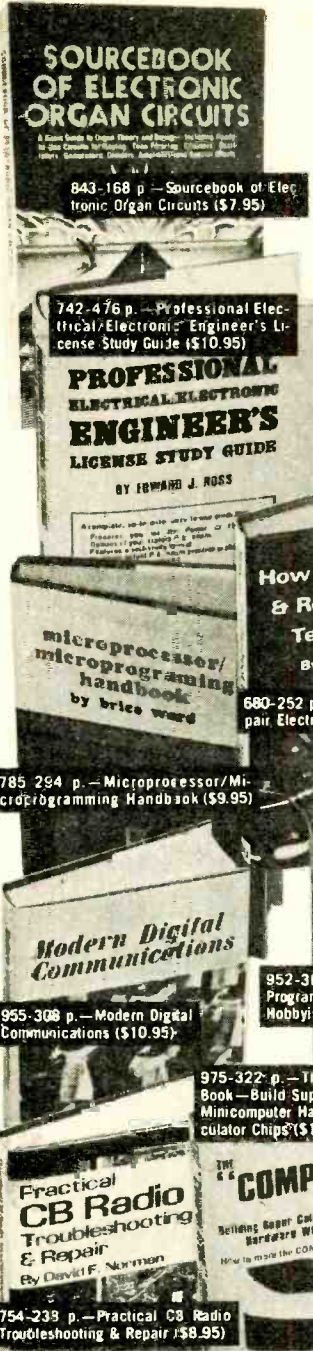
Dr. R. Adams Cowley, director of the Maryland Institute for Emergency Medical

Services, hopes that a more definitive test can take place this Spring. Tentative plans call for a simulated airline collision with a fuel truck, with "burn victims" transferred to burn centers in Virginia, Pittsburgh and San Antonio, TX. Using the briefcase radio station at each location, officials could talk simultaneously with physicians at each facility to coordinate the evaluation.

Record-breaking attendance at New York hi-fi show

This past November, more than 41,000 people paid a \$3 admission fee to attend the New York Hi-Fi Stereo Music Show held at the Statler Hilton. M. Robert Rogers, founder of the show (presented for the first time in New York), claims that the only other exhibit in the past ever to draw a similar attendance did not charge admission.

Visitors to the show examined the latest in hi-fi equipment, saw demonstrations and received free gifts or samples from the more than 80 exhibitors. Frosting on the cake was provided by leading figures of the



An Extraordinary Offer to introduce you to the benefits of Membership in

ELECTRONICS BOOK CLUB

take any **4** of these unique electronics books (values to \$56⁸⁰) for only **99¢** each with a Trial Membership in the Book Club that guarantees to save you 25% to 75% on a wide selection of electronics books



May we send you your choice of 4 of these practical time-and-money-saving books as part of an unusual offer of a Trial Membership in Electronics Book Club?

Here are quality hardbound volumes, each especially designed to help you increase your know-how, earning power, and enjoyment of electronics. Whatever your interest in electronics, you'll find Electronics Book Club offers practical, quality books that you can put to immediate use and benefit.

This extraordinary offer is intended to prove to you through your own experience, that these very real advantages can be yours... that it is possible to keep up with the literature published in your areas of interest, and to save substantially while so doing. As part of your Trial Membership, you need purchase as few as four books during the coming 12 months. You would probably buy at least this many anyway, without the substantial savings offered through Club Membership.

To start your Membership on these attractive terms, simply fill out and mail the coupon today. You will receive the 4 books of your choice for 10-day inspection. **YOU NEED SEND NO MONEY.** If you are not delighted return the books within 10 days and your Trial Membership will be cancelled without cost or obligation.

Facts About Club Membership

- The 4 introductory books of your choice carry publishers retail prices of up to \$56.80. They are yours for only 99¢ each (plus postage/handling) with your Trial Membership.
- You will receive the Club News, describing the current Selection Alternates and other books, every 4 weeks (13x times a year)
- If you want the Selection, do nothing, it will be sent to you automatically. If you do not wish to receive the Selection, or if you want to order one of the many Alternates offered, you simply give instructions on the reply form (and in the envelope) provided, and return it to us by the date specified. This date allows you at least 10 days in which to return the form. If, because of late mail delivery, you do not have 10 days to make a decision and so receive an unwanted Selection, you may return it at Club expense.
- To complete your Trial Membership, you need buy only four additional monthly selections or alternates during the next 12 months. You may cancel your Membership any time after you purchase these four books.
- All books—including the introductory Offer—are fully returnable after 10 days if you're not completely satisfied.
- All books are offered at low Member prices, plus a small postage and handling charge.
- **Continuing Bonus** If you continue after this Trial Membership, you will earn a Dividend Certificate for every book you purchase. Three Certificates plus payment of the nominal sum of \$1.99 will entitle you to a valuable Book Dividend of your choice which you may choose from a list provided Members.

ELECTRONICS BOOK CLUB

Blue Ridge Summit, Pa. 17214

Please open my Trial Membership in ELECTRONICS BOOK CLUB and send me the 4 books circled below. I understand the cost of the books I have selected is only 99¢ each, plus a small shipping charge. If not delighted, I may return the books within 10 days and owe nothing, and have my Trial Membership cancelled. I agree to purchase at least four additional books during the next 12 months, after which I may cancel my membership at any time.

101	680	714	742	754	785	800
811	836	841	843	882		
891	927	952	955	962	975	995

Name _____ Phone _____

Address _____

City _____

State _____ Zip _____

(Valid for new Members only. Foreign and Canada add 10%) RE-20

CIRCLE 33 ON FREE INFORMATION CARD

discovered in the office telephone of Canadian Progressive Party leader Joseph Clark, thus adding fuel to the allegations of illegal bugging activities by the Royal Canadian Mounted Police, the Canadian equivalent of the FBI. The electronics expert who discovered the bug maintained that, even with the phone off the hook, the device would be able to monitor the opposition party's strategy conversations.

Later, however, Bell Canada telephone company technicians determined that the bug was in actual fact a "top hat diode," a standard part of every telephone having a bulb to show that the line is busy. From Mr. Clark's office: No comment.

Emergency alert system uses local CATV installations

Areas lacking local TV outlets for emergency broadcasts can now use a new system called C.E.A.S. (Civil Emergency Alert System) that can be connected to CATV installations. The system was developed by Cadco, Inc., manufacturers of cable TV antennas and equipment.



C.E.A.S. (Civil Emergency Alert System) enables officials to make direct emergency announcements by interrupting all cable TV channels in community. Shown is the complete system, manufactured by CADCO, Inc.

The C.E.A.S. equipment is installed in a central communications center (usually a police station) and connected to the local CATV system. The equipment blanks out all CATV channels so that voice-only emergency announcements can be made.

Here's how it works: A red telephone connected to a transmitter is tied, via leased telephone line, to an automatic modulator at the CATV head end. An assigned number is dialed, all TV screens in the area blank out, and a "warble" alert sounds. When the announcement is finished, the phone is hung up and regular CATV programming resumes.

The system costs around \$3000. This amount can be partially defrayed by matching funds available through the Federal Civil Defense Act of 1950. For further information, write Phil Magers, CADCO, Inc., 2706 National Circle, Garland, TX 75041.

Bootleg videotape recordings hit all-time high

Bootleg prerecorded videocassette tapes have become big business, report

federal law enforcement agencies and film industry executives. The upsurge in home videotape recorders and the increased demand for prerecorded tapes have caused an equivalent rise in pirated films, including first-run shows like "Star Wars," classic films, porno movies and network TV shows. According to a West Coast FBI source, as much as 99% of all seizures of pirated material has been in video tape, as contrasted with last year's favorite—film prints.

Prices are high. The average 1/2-inch home videotape copies sell anywhere from \$50 to \$200 and more (this for "Star Wars" and the like). Some bootlegged videotape masters go for as much as \$10,000. Legitimate prerecorded videocassettes (which generally include films three years or older) can cost between \$50 and \$80.

Jim Bouras of the Motion Picture Association estimates that about 5% to 7% of all industry profits last year were lost due to piracy. And this doesn't take into account the actual cost of the bootlegged products themselves. Bouras added that there's no way of knowing how much of the piracy was in videotape form. However, he sees the situation getting worse: "In the past year or so, we've seen an increase in tape over film, probably due to the ease in handling the smaller cassettes, as well as more outlets available as the home videotape market begins to grow. Whatever the reason, there's no doubt about its escalation."

Foundation aids in communications-related litigation

Do you have an outdoor antenna on your property? The chances are good you may be in violation of local zoning ordinances, and subject to a suit. Are you a CB'er or ham operator? If your transmitter interferes with your neighbor's TV or radio, again you may find yourself facing a suit. Litigation of this sort seems to be proliferating countrywide; however, most lawyers are unfamiliar with the technical aspects of radio, FCC regulations or prior communications cases.

To help remedy the situation, the Personal Communications Foundation was established in November, 1976. It provides attorneys with an extensive law library and research material, including court decisions, briefs and legal memoranda. Copies of such documents are available at cost not only to the legal profession but to hams, CB'ers, the communications industry and governmental agencies.

The Foundation is a membership-based organization, with four different classes of membership available. Members receive a quarterly newsletter that summarizes current legal developments and analyzes existing case law and statutes. For further

information, write Personal Communications Foundation, 10960 Wilshire Blvd., Suite 1504, Los Angeles, CA 90024, or phone (213) 478-1749.

Latest TV developments—Teletext decoder and CTV receiver

Barco Electronic of Belgium (creators of the second-channel TV monitoring system described in the January 1978 issue of **Radio-Electronics**) have added two other new capabilities to their TV sets—the Teletext decoder and the "Seagull" CTV receiver.



ACTUAL DISPLAY of new teletext system. System will provide TV audience with news bulletins on command.

The Teletext decoder's unique function is to store news data transmitted during a regular TV program, which can then be read out as a Telex message on the screen. You can program the multi-standard Teletext to retain any specific type of news—general, sports, weather reports—which can then be played back on command. Another special feature of the decoder is that you can also use it to translate foreign-film subtitles!

The "Seagull" CTV receiver (originally designed for maritime use) is compatible with 7 color and 10 transmission systems; it can therefore be used worldwide. Pushbuttons control the color and transmission systems, and the decoder's modular design makes it easy to repair and maintain.

Radio pioneer passes away

D. D. Lakhnapal, whose name was synonymous with radio in India, died on October 1, 1977.

Mr. Lakhnapal, who was born in 1904, was considered one of the pioneers of the industry in his native country. During his 45 years in the business, he was responsible for spreading radio throughout India. He was also editor and publisher of the *Radio Times of India* (founded in 1946).

Mr. Lakhnapal was director of several trade associations, among them Lakhnapal National, Ltd., a joint venture company associated with Matsushita Electrical Industrial Company, Ltd. **R-E**

“Piece by piece, my bench is becoming all-VIZ.”



“I repair and maintain all types of sophisticated electronic devices, so I need test equipment I can depend on.

“Lately, I’ve become disillusioned with many leading manufacturers’ instruments. This one doesn’t work right, that one doesn’t have the right features, some aren’t easy to use, and many force you to do things their way instead of your way.

“That’s why I’m glad to see many more new VIZ instruments — they’re reliable, easy to use, and priced right.

“VIZ’s pulse and function generators are good examples of what I like. The pulse generator has a 5Hz-5MHz range, pulse width from 100ns to 0.1 sec, and is TTL and CMOS compatible, making it ideal for digital

troubleshooting. The function generator has sine, sawtooth, and square wave output from 1Hz-1MHz, frequency stability of 200 ppm/°C, and is simple to use.

“Other instruments I’ve liked include VIZ’s new FET VOM VoltOhmyst™, their versatile dual-trace scope, and their 60MHz frequency counter with selectable 10 or 100mV input sensitivity, built-in 1kHz audible side tone, and a high-stability 10.000MHz crystal time-base for long-term accuracy.

“Once you’ve seen and tried VIZ test equipment, you’ll understand why I’m sold on VIZ.”

VIZ Test
Instruments Group

335 East Price Street Philadelphia, PA 19144 (215) VI-4-2626



The Circuit Tester line
Accuracy and stability assured

letters

BIORHYTHM CLOCK

An error crept into my article on building a Biorhythm Clock (November 1977 issue). The error appears on page 37, center column, line 33. The "1927" should read "1928." There are also several omissions:

Schematic: Pin numbers were omitted for the display segments. The numbers are as follows: A is 1; B is 13; C is 10; D is 8; E is 7; F is 2; G is 11. A connection dot should be shown at the junction of the line from pin 5, IC 7 and the +5V line.

Parts layout, main board: C4 should have a "-" on the left side.

FRED BLECHMAN

MAGNETIC MACHINE

I view the magnetic machine ("Letters" Column, *Radio-Electronics*, October, 1977) with alarm. If the lines of flux are cut off by the screen, the plasma field will have less space in which to exist. This reduced space means an increase in flux density and will result in an unbalanced field. As a result of simple gravity, the field will try to

flip, due to the magnetic mass being spread out and, therefore, top heavy.

Furthermore, the intrinsic coercive force (H_c) will seek release of its energy, resulting in the iron block traveling at right angles to the rapidly expanding magnetic field (remember—any ferrous material will have a residual field in the presence of another field— B_r). The object will first travel in a straight line until the B_r of the iron and the B_s (saturation) of the field of distance cancel (inverse of distance cubed). Then, the object will travel at a fixed tangent (\emptyset) to the lines of force. This change of direction may alter the hysteresis loop into its first derivative. And what happens then is terrifying to consider!

Meanwhile our object is traveling at the speed of light at right angles to the expanding field. This assumes a DC field; an AC field will cause the object to go first one way, then the other. The difference in vertical and horizontal paths will first be at right angles to the field. The angle forms when $B_r = B_s$ and to some far point; then the field will begin to reverse, pulling the object

straight back until the field reverses again. The resulting trajectory will then hit the ground and be pulled back and start over.

What Mr. Fraser has done is to develop a magnetic slingshot with the energy "borrowed" from one field and "repaid" on the return pass. Thus, the law of conservation of energy is maintained.


M. ROSS DUMKE
Fort Worth, TX

2650 KEYBOARD

In Jeff Roloff's reply to a reader's question in the September 1977 issue of *Radio-Electronics*, he stated that the Radio-Shack keyboard works well in the 2650 computer system. This is not entirely correct. This keyboard is not standard ASCII, and the key functions may need to be redefined for this system.

Specifically, the PROM's recognize a 1B code for the escape function, whereas the Radio-Shack keyboard generates a 7E. Code 1B is not generated anywhere on this keyboard. A major modification would be
continued on page 22

**It's faster, easier and less expensive.
That's why
we call it
Super-Strip.™**



This versatile mini breadboard features the same superior contacts, materials and construction we use in our full-scale ACE All Circuit Evaluators.

Any solid hookup wire up to #20 plugs right in to connect DIPs, discretes and almost any components you have on hand. Super-Strip gives you 128 separate five-point terminals in the circuit building matrix and 8 power and signal distribution lines—enough capacity to build circuits with as many as nine 14-pin DIPs. And when you're done with your hookup, just pull it apart—everything's as good as new. Super-Strips come with your choice of nickel-silver or gold-plated terminals. Plus an instant-mount backing and quick-removal screws for fast and easy stacking or racking. Heard enough? Then stop looking and start cooking with A P Products Super-Strips.

Part Number	Model Number	Terminal Type	Price Each
923252	SS-2	nickel-silver	\$17.00
973748	SS-1	gold-plated	\$18.90

Order from your A P distributor today. For the name of the distributor nearest you call Toll-Free 800-321-9668.

Send for our complete A P catalog, The Faster and Easier Book.

Faster and Easier is what we're all about.

**A P PRODUCTS
INCORPORATED**

Box 110 • 72 Corwin Drive
Painesville, OH 44077
(216) 354-2101 TWX: 810-425-2250



**NOW AVAILABLE
IN METRIC
TOO!**

THE MOST IMPORTANT "TOOL" YOU COULD OWN!

**LIKE HAVING A HARDWARE STORE
AT YOUR FINGERTIPS!**

Just about every nut, bolt, screw, washer, and cotter pin you'll ever need — nearly 2,000 pieces (Over 155 dozen! Nearly 13 gross!) all organized in one heavy-duty, polystyrene cabinet!


- No more piece-at-a-time trips to the hardware store!
- No more frustrating searches through old coffee cans of mixed fasteners!
- No more high prices!
- No more less-than-professional repair jobs!

**NOW!
ONLY
\$19.95**

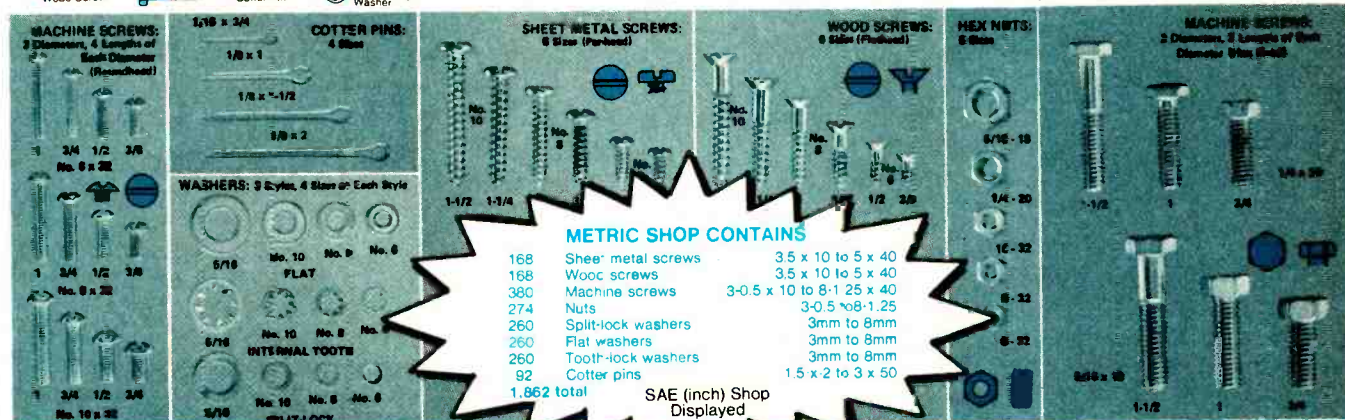
plus \$3.90
shipping & handling
for either the SAE (inch)
or Metric Shop

LOOK AT ALL YOU GET! A FANTASTIC BUY!

The fasteners alone are worth over \$50!!



1,862 ZINC-PLATED FASTENERS



All top-quality hardware — rust-resistant, zinc-plated.
FREE \$2.50-value Specifications Chart — shows sizes, types, head styles, etc.
Fasteners alone worth over \$50 — check out prices for yourself in local retail stores.
30-day, money-back guarantee — unconditional

Credit card buyers can order by phone:
800-331-1000
 (Oklahoma: 918-664-8300 collect)



D.R.I. Industries, Inc.
 7246 Washington Ave. So., Eden Prairie, MN 55344

ORDER TODAY!

PLEASE PRINT

D.R.I. Industries, Inc., Dept. RE-2
 7246 Washington Ave. So., Eden Prairie, MN 55344

Indicate type shop(s) ordering: Standard SAE (inch) _____ Metric _____
 How many? _____ How many? _____

I have enclosed my check, money order, or company purchase order for \$19.95 plus \$3.90 ea. (MN residents add 4% sales tax).

I wish to charge it to (check (✓) one): American Express
 VISA Diners Club Master Charge Carte Blanche
 CARD NO. _____ EXP. DATE ____/____/____

SIGNATURE _____


NAME _____ First _____ M.I. _____ Last _____

ADDRESS _____ Street & No. _____

CITY _____ STATE _____ ZIP _____

CIRCLE 47 ON FREE INFORMATION CARD

You gotta shop around.



**When you do, you'll probably pick CIE.
You can't afford to settle for
less when it comes to something like
electronics training that could
affect your whole life.**

When you shop around for tires, you look for a bargain. After all, if it's the same brand, better price — why not save money?

Education's different. There's no such thing as "same brand." No two schools are alike. And, once you've made your choice, the training you get stays with you for the rest of your life.

So, shop around for your training. Not for the bargain. For the best. Thorough, professional training to help give you pride and confidence.

* * *

If you talked to some of our graduates, chances are you'd find a lot of them shopped around for their training. They pretty much knew what was available. And they picked CIE as number one.

Why you should shop around yourself.

We hope you'll shop around. Because, frankly, CIE isn't for everyone.

There are other options for the hobbyist. If you're the ambitious type — with serious career goals in electronics — take a close look at what we've planned for you at CIE.

What you should look for first.

Part of what makes electronics so interesting is it's based on scientific discoveries — on ideas! So the first thing to look for is a program that starts with ideas and builds on them!


That's what happens with CIE's Auto-Programmed® Lessons. Each lesson takes one or two principles and helps you master them — before you start using them!

How practical is the training?

This is the next big important question. After all, your career will be built on what you can do — and on how well you do it.

Here are ways some of CIE's troubleshooting programs help you get your "hands-on" training...

With CIE's Experimental Electronics Laboratory...




you learn and review the basics — perform dozens of experiments. Plus, you use a 3-in-1 precision Multimeter to learn testing, checking, analyzing!



When you build your own 5 MHz Triggered-Sweep, Solid-State Oscilloscope you take your first real professional step. You use it as a doctor uses an X-ray machine — to "read" waveform patterns... lock them in... study, understand and interpret them!

When you get your Zenith 19-inch Diagonal Solid-State Color TV you



Pattern simulated.

apply your new skills to some real on-the-job-type troubleshooting! You learn to trace signal flow... locate malfunctions... restore perfect operating standards — just as with any sophisticated electronics equipment!



When you work with a completely Solid-State Color Bar Generator — actually a TV signal transmitter — you study up to ten different patterns on your TV screen... explore digital logic circuits... observe the action of a crystal-controlled oscillator!

Of course, CIE offers a more advanced training program, too. But the main point is

simply this:

All this training takes effort. But you'll enjoy it. And it's a real plus for a troubleshooting career!

Do you prepare for your FCC License?

Avoid regrets later. Check this out before you enroll in any program.

For some troubleshooting jobs, you must have your FCC License. For others, employers often consider it a mark in your favor. Either way, it's government-certified proof of specific knowledge and skills!

More than half of CIE's courses prepare you for the government-administered FCC License exam. In continuing surveys, nearly 4 out of 5 CIE graduates who take the exam get their Licenses!

Shop around... but send for CIE's free school catalog first!

Mail the card. If it's gone, cut out and mail the coupon. If you prefer to write, mention the name and date of this magazine. We'll send you a copy of CIE's FREE school catalog — plus a complete package of independent home study information! For your convenience, we'll try to have a representative contact you to answer your questions. Mail the card or coupon — or write: CIE, 1776 East 17th St., Cleveland, OH 44114.

CIE Cleveland Institute of Electronics, Inc.

1776 East 17th Street, Cleveland, Ohio 44114
Accredited Member National Home Study Council

YES... I'm shopping around for the **right** kind of career training in electronics troubleshooting — and CIE sounds well worth looking into. Please send me my FREE CIE school catalog — including details about troubleshooting courses — plus my FREE package of home study information! **RE-28**

Print Name _____

Address _____ Apt. _____


City _____

State _____ Zip _____

Age _____ Phone _____
(area code)

Check box for G. I. Bill information:
 Veteran Active Duty

Mail today!



Look!

Birth defects are forever. Unless you help.

March of Dimes

TO PROTECT

THE UNBORN AND THE NEWBORN

THIS SPACE CONTRIBUTED BY THE PUBLISHER

LETTERS

continued from page 16

required to correct this, such as the availability of a PROM that would recognize 7E as an escape. Actually, it would be better to use 00, using the BREAK key since 7E would leave a "less than" symbol on the screen after the escape function.

Another problem with this keyboard is in the control key. Instead of modifying the normal key code, this key generates a code by itself, causing problems in the editor/ assembler tape. The control C code is generated with a shift C, but using HERE IS takes only one keystroke. Control P is not available, so RAM locations 2348 and 28FA should be changed from 10 to 02, and SHIFT R can be used for this function. For control O, use shift O. Change location 28EC from 15 to 05, and use shift U for control U. Carriage return is generated by shift J, but it is better to use LINEFEED to get this into a single keystroke. For this, change the following locations from 0D to 0A: 2245, 2289, 22EA, 2359, 2364, 23A5, 2695, 284D, 28A5, 2921, 296C, 2D82.

One last change in the keyboard is to add a 1000-ohm resistor from pin 5 of Z11 to V_{CC}. This eliminates a floating input that may cause continuous REPEAT functions.

These may seem like a lot of changes, but the Radio-Shack keyboard is still the only easily available, inexpensive keyboard sold with a guarantee.

MIKE HERBACH
Signetics Engineering Staff
Sunnyvale, CA

Regarding the use of the Radio-Shack keyboard with my board, it would certainly appear there are many problems. I had not tried it myself—several customers just said it had worked fine with their boards.

I recommend (contrary to Mike Herbach's opinion) that people not use this type of keyboard unless they want to keep modifying all the Central Data programs—which will not be offered in Radio-Shack form. I regret ever mentioning the Radio-Shack keyboard; I should have tried it myself first.—Jeff Roloff

P.S. If you modify the keyboard you invalidate the warranty—Editor

"MAGNET CONTROVERSY" CONTINUED

Marc Scharf's letter ("Magnet Can't Solve Energy Crisis," October 1977 issue) correctly states the basic laws of science, but let's look at my 15-lb permanent magnet.

First, it will lift 600 lbs of iron. Second, it can lift its 1-lb keeper (made of soft steel) from over 3 inches away. Third, if instead of allowing the keeper to hit the permanent magnet, some springs were mounted, the keeper could put 599 lbs of tension in the springs to take the place of a sharp impact and a heat loss. Fourth, with the keeper in place, the permanent magnet will not lift even 1 lb of steel, let alone 598 lbs.

According to Mr. Scharf and the law of conservation of energy, his permanent magnet cannot do the four things mine can. My permanent magnet has been used and banged around a lot, but it is still intact and strong as ever.

JOHN W. ECKLIN
Alexandria, VA

R-E

XCELITE TC-100



PROFESSIONAL TOOL CASE

Interchangeable Screwdrivers, Nutdrivers, Other Tools and Handles —

99-1, 1-R, & 4 R Handles (regular, straight and Tee ratchets)
99X2 Square Adaptor
99X5 & X10 Extensions
99-33 & 39 Reamers
99-70 Awl/Scriber
99-125, 250, 312, & 811 Slotted Screw Blades
99-820, 821, & 822 Phillips Screw Blades

Pliers, Wrenches, Cutters

42H Straight Nose Seizer
46C Adjustable Wrench (6")
50CG Midget Slip Joint Plier (5-1/2")
51CG Long Nose Plier (6-1/2")
53CG Utility Plier (7")

54CG & 66CG Diagonal Pliers (4" & 6")
57CG Needle Nose Plier (5-1/2")
59CG Chain Nose Plier (8")
96CG Electronic Snips
103S Wire Stripper/Cutter
K-22 Electrician's Knife

Sets & Kits

99-PS-40 Hex Socket Screwdriver Blades & Handle
99-PS-60 Bristol Multiple Spline Screwdriver Blades & Handle
M-60 Mini Drivers
PS-120 Compact Convertible Nutdrivers
XL 75 Offset Ratchet Screwdrivers

600 Combination Screwdriver/Nutdriver Tool

Screwdrivers

R-144	R-3323
R-146	R-5325
R-181	S-388
R-184	S-3161
R-3154	S-5161
R-3166	S-5166

Phillips Screws

SX-101	XST-101
XST-100	XST-102
P-18 & 19 (028 & 035)	

Hex Sockets:

Nutdrivers	HS-6, 8, 10, 11, 12, 14, 16, 18 Hollow Shaft 8M & 10M Magnet
------------	--

MODEL TC-100

Larger, more elaborate of the two cases. Contains 41 individual tools, 16 Series 99 interchangeable screwdriver/nutdriver blades and handles, and 5 specialized screwdriver/nutdriver kits, as listed. Case (19-1/2" x 13-1/2" x 6-3/4") covered with attractive, tough, chestnut-brown, leather grain Marvolon. Removable three-panel, hinged pallet and tray outfitted with elastic loop and transparent plastic pocket tool holders. Solid brass locks, latches, and hardware. Padded handle. Partitioned bottom compartment for other tools.

LIMITED TIME OFFER

\$249⁹⁵

Xcelite List Price \$447.
Offer ends May 31, 1978

THE TEST EQUIPMENT SPECIALISTS

TOLL FREE HOT LINE
800-223-0474



ADVANCE ELECTRONICS

54 West 45 Street New York, N.Y. 10036 212-687-2224



Nobody can replace all our replacements.

When it comes to replacement tubes, nobody has as many types as Sylvania—from power amplifiers to Nuvisors.

We've got them for domestic and foreign TVs, radios and stereos, plus a full line for industrial applications.

So, when you need replacement tubes come to the place that has everything—your Sylvania distributor.

You'll find he's irreplaceable.

GTE SYLVANIA

equipment report

Olympic Controls, Inc., Model OCi-009 Calibrator



CIRCLE 98 ON FREE INFORMATION CARD

OLYMPIC CONTROLS, INC. OF 11246 SOUTH Post Oak Road, Houston, TX 77035 is manufacturing a new low-cost universal calibrator, the *model OCi-009*.

This instrument is primarily designed for testing and calibrating all kinds of electrical control systems that are used in industrial

control and metering work. It can test transmitters, valves, transducers, sensors and all kinds of similar equipment.

The basic *model OCi-009-A1* provides highly accurate test signals in the milliampere, volt and millivolt range, showing the actual value on a 3½-digit readout.

The calibrator has dual ranges. The low range is from +1.999 VDC to -1.999 VDC; from +0.199.99 to -0.199.99 mV DC and from 0 to 0.19.99 mA DC. The high-range outputs are ±10.50 VDC, ±100.00 mV DC, and from 0 to 60 mA DC. A selector switch controls the high or low output ranges and the meter readout.

There are two variable controls—the COARSE control is a one-turn potentiometer, with zero in the center. Turning the control clockwise from zero increases the output toward positive. Turning the control counterclockwise makes the output go negative. The FINE control is a ten-turn potentiometer; turning it clockwise increases the output. All

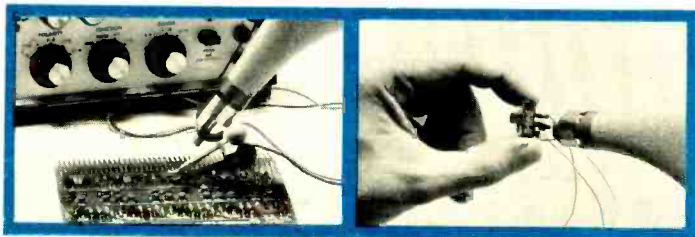
outputs are instantly displayed on the readout. The outputs are available on the front panel.

There are also two jacks labeled IN. By flipping the selector switch from OUT to IN, the readout displays whatever signal is being fed in. A range switch selects between milliamperes, volts and millivolts. The *model OCi-009* can read its own output. You can also use it to check such devices as millivolts-to-current converters, by feeding the normal input to the device and then measuring the output on the *OCi-009*'s meter.

The *model OCi-009-A2* option provides a signal frequency of up to 1.999 kHz. This feature generates test signals in this range, and you can also measure frequencies in this range by feeding it to the IN jacks. This feature can be used to check voltage-to-frequency converters: You can feed a voltage to the converter input and measure the output frequency. The same procedure works in reverse for frequency-to-voltage converters.

continued on page 26

When Accuracy Counts...



Count on Ungar Heat Guns

The compact Ungar Heat Gun provides the accuracy that you need to heat shrinkable tubing in confined areas, to test for thermal intermittents in components, to soften conformal coating for repair and to reflow individual solder connections. A flick of the three-position switch provides a quiet stream of 750°F hot air for heating or ambient air for cooling. Its light weight of only 13 ounces makes it a breeze to use or to carry from job to job, yet it has the capacity to shrink tubing up to 1/2" in diameter.

See the versatile Ungar Heat Gun at your local Authorized Ungar Distributor, or call or write us for more information.



Division of Eldon Industries, Inc.
P.O. Box 6005, Compton, Ca. 90220 — (213) 774-5950
In Canada, 50 Prince Andrews Place, Don Mills, Ontario.

CIRCLE 65 ON FREE INFORMATION CARD

www.americanradiohistory.com

Many typical applications for such units are shown in the instruction manual, along with exact hookups and control settings. The instrument is handy for industrial process-control applications. You can use its output to simulate two-wire transmitters, check the operation of 4–20-mA throttling valves, and many other things.

The accuracy of the *model OCi-009* is $\pm 0.1\%$ of full range, ± 1 count. A detailed calibration report is included with each instrument, showing the exact readings on every function.

While I didn't have much industrial control equipment lying about my shop, I did use the

instrument to check the accuracy of some of my FETVOM's and VOM's. One of the meters did need just a little tweaking, but, to my surprise, one of the oldest instruments in the shop was right on the button!

The *model OCi-009* should be a valuable instrument for anyone engaged in this line of work. It can test both ends of a control system: the generator or transducer, as well as the device controlled by it. You can use the frequency option to test turbine generators and similar units.

The basic instrument is AC-powered, but it can be used with a DC power option for portable or field work. It can also be used with any 12-volt battery. The suggested retail price of the *model OCi-009-A1* is \$435. The *model OCi-009-A2* option brings the price to \$570.

R-E

Hickok model 422 Mobile CB Tester



CIRCLE 99 ON FREE INFORMATION CARD

THERE ARE BENCH TESTERS AND THERE ARE field testers. The new Hickok *model 422* mobile CB tester could be called a "lap" tester. These are compact instruments that can be held on your lap in any vehicle, and will test every one of the important characteristics of the CB rig. It'll do this in an amazingly short time. This makes it very handy for initial diagnosis of any CB problem, without having to take the radio out of the vehicle. There are only three cables to hook up. One goes to the antenna input on the CB rig, the other to the CB antenna and the last plugs into the cigar lighter on the dash. There isn't even a switch; plug it in and you're ready.

The *model 422* will read frequency, RF power output, SWR and audio modulation on all 40 channels. It will also check the mike and the modulation percentage. There is a receiver test on Channel 20 that is also used to check the squelch action. It will even read the battery voltage in the vehicle, which can be very helpful in finding problems in the voltage regulator, battery, etc. There is also a confidence test: pushing the SELF-TEST button gives you a readout of the frequency of Channel 20, so that you know everything is working.

All of these tests can be made in sequence, simply by setting the front-panel controls and pressing the mike button. There are 5 pushbuttons, momentary contact except for one and a three-position lever switch. An internal dummy load is used for most tests. The load is controlled by a pushbutton switch that reconnects the CB transmitter output to the vehicle antenna for RF power and SWR testing.


There are eight separate tests. These are all numbered on the control panel. A very complete list of the test is printed on the inside of the lid; all control settings, instructions and normal readings are given. In a separate place across the bottom of the lid is a complete list of frequencies for all 40 CB channels, with high and low tolerances. If the transmitter frequency is between the high and low tolerances shown, it's OK. There is a speaker on the front panel, for use in the modulation tests. The heart of the instrument is a frequency counter with an accuracy of 10 ppm and a 6-digit 7-segment LED readout. All of the test readings are shown on this readout, including the battery voltage, which should be between 11.0

continued on page 32

DUAL TRACE 30MHz OSCILLOSCOPE WITH DELAY

BK PRECISION

MODEL 1474



NOW IN STOCK - IMMEDIATE DELIVERY

- Rise time 11.7 nS or less
- Built-in signal delay line permits view of leading edge of high frequency pulse rise time
- Triggers on signals up to 50 MHz
- 5mV/cm vertical sensitivity
- Mode automatically shifts between CHOP and ALTERNATE as you change sweep time
- Checks most digital logic circuitry, including ECL
- High accuracy ten position vertical input attenuator
- Flat response with smooth rolloff past 30 MHz
- PDA CRT with P31 phosphor
- Built-in high- and low-pass filters
- Maintains calibration accuracy over 105-130 VAC and 205-260VAC range
- 20 calibrated sweeps—0.2 μ S/cm—0.5 S/cm
- Differential input capability
- Algebraic addition and subtraction

SPECIFICATIONS

VERTICAL AMPLIFIER (Channel A and Channel B)
Deflection Factor: 5mV/cm to 5V/cm, $\pm 3\%$ in 10 ranges each with fine adjustment.
Frequency Response: DC, DC-30MHz (-3dB); AC, 10Hz-30MHz (-3dB).
Rise Time: 11.7 nS or less
Overhoot: 3% or less
Input Impedance: 1M Ω $\pm 2\%$, 22 pF (at 3 pF)
Tilt: less than 5%
Non-Distorted Maximum Amplitude: more than 40cm at 30MHz; more than 80cm at 10MHz
Maximum Input Voltage: 300V DC - AC peak or 600 V p-p.
Operating Modes: CH-A, CH-B, Dual, Add and subtract (using CH B INVERT), ALT, 0.2 μ S/cm—0.5 S/cm, CHOP 1 mS/cm—0.5 S/cm. Dual Trace—trace automatically chopped at all sweep times of 1mS/cm and slower, alternate mode automatically selected for all faster sweep times.
Chop Frequency: 200 KHz $\pm 20\%$
Signal Delay: Fixed, 12 nS minimum visible delay.
CH B Polarity: NORM, INV. (Provides CH A minus CH B function)
Channel Separation: Better than 70dB at 1 KHz
SWEEP SYSTEM (Common to Channel A and Channel B)
Type: Automatic and triggered (NDRM) Mode (X-Y operation) CH A - Y, CH B - X
Sweep Time: 0.2 μ S/cm—0.5 S/cm $\pm 3\%$ in 20 calibrated steps in a 1-2.5 sequence with vernier adjustment
Sweep Magnification: $\times 5$ (five times) $\pm 5\%$. Extends maximum sweep rate to 40nS/cm

TRIGGERING

Source: CH A, CH B, EXT, and EXT10.
Automatic: Sweep is triggered at the average amplitude of the displayed signal.
Normal: Sweep is obtained with a displayed signal amplitude of one cm, or less. The point on the displayed waveform at which the sweep starts is determined by the SLOPE and LEVEL controls.
Slope: Sweep can be set to trigger on the positive or negative going slope of the trigger waveform.
Coupling: AC, DC, LF reject, HF reject, (AC) 30kHz-30MHz (LF reject) signals below 10kHz are attenuated. (HF reject) signals higher than 30kHz are attenuated.
Level: Continuously variable. Pull to AUTO (Sweep is obtained without an input signal)
HORIZONTAL AMPLIFIER (X-AXIS) Input through Channel B vertical input.
Deflection Factor: 5mV/cm, to 5V/cm, $\pm 3\%$, in ten ranges, each with fine adjustment.
Frequency Response: DC-1 MHz (-3dB)
Input Impedance: 1 megohm (nominal), shunted by 22 pF (± 3 pF)
Input Protection: 300 VDC - AC peak, or 600 V p-p.
X-Y Operation: With SWEEP TIME CM switch in CH B position, the CH B input becomes the X input (horizontal) and the CH A position control becomes the horizontal position control.
Z-AXIS INPUT (Intensity Modulation)
Sensitivity: 5V/TTL compatible
Usable Frequency Range: DC to 5MHz

212-687-2224

THE TEST EQUIPMENT SPECIALISTS

Mastercharge,
BankAmericard,

TOLL FREE HOT LINE
800-223-0474

54 West 45 Street, New York, N.Y. 10036

ADVANCE ELECTRONICS

FREQ. OUT.

CSC's done it again.

Broken the price and performance barriers with new MAX-100. The multimode, professional portable frequency counter that gives you more range, visibility, accuracy and versatility than any comparable unit at anywhere near its low, low price.

MAXimum performance.

MAX-100 is a cinch to use. It gives you *continuous readings* from 2CHz to a *guaranteed 100MHz*, with 8-digit accuracy. Fast readings with 1/6-sec. update and 1-sec. sampling rate. Precise readings, derived from a crystal-controlled time base with 3ppm accuracy. High-sensitivity readings from signals as low as 30 mV, with diode overload protection up to 200V peaks.

Input signals over 100MHz automatically flash the most significant digit. And to indicate low-battery condition and extend remaining battery life, the *err.tire* display, flashes at 1Hz.

MAXimum versatility. Wherever and whenever you need accurate frequency readings, MAX can do the job. Use it with clip-lead cable supplied. Min- whip antenna. Or low-loss in-line tap with UHF connectors. For AM or FM CB, ham, business radio and R/C transmitter or receiver alignment. Monitoring audio and RF gen-

erators. Checking computer clocks and other digital circuits. Repair of depth sounders and fish spoters. Troubleshooting ultrasonic remote controls. For these, and hundreds of other applications, you'll find it indispensable.

MAXimum visibility. MAX-100 features a big, bright 0.6" multiplexed 8-digit LED display, with leading-zero blanking. So you don't have to squint, or work up close. And, MAX's flip-up stand is *built-in*.

MAXimum flexibility. MAX-100 operates from *four* power sources, for use in lab or field. Internal alkaline or NiCad batteries. 110 or 220V with charger/eliminator. 12V with automobile cigarette-lighter adapter/charger. And external 72-10V supply.

MAXimum value. With all its impressive specs, you'd expect MAX to cost a lot more than a low \$134.95, complete with clip-lead cable and applications instruction manual. But that's another nice thing about MAX: though it's accurate enough for lab use, it's well within the reach of hobbyists' and CB-ers' budgets.

Try MAX for yourself at your CSC dealer—or contact us for full specs and your local dealer's name. Once you see how handy MAX is, you'll want to "freq out" too. With CSC.

Specifications.


Range: 20 Hz to 100 MHz, guaranteed.
Gate time: 1 sec. **Resolution:** 1 Hz. **Accuracy:** ± 1 count + time base error. **Input Impedance:** 1 M Ω /56 pF **Coupling:** AC. **Sine Wave Sensitivity:** 30 mV RMS @ 50 MHz. **Internal Time Base Frequency:** 3.579545 MHz crystal osc. **Stability:** ± 3 ppm @ 25°C. **Temp-Stability:** Better than 0.2 ppm/°C, 0-50°C. **Max. Aging:** 10 ppm/year. **Display:** Eight 6" LED digits; anti-glare window. **Lead-zero blanking:** decimal point appears between 6th and 7th digit when input exceeds 1 MHz. **Overflow:** with signals over 99,999,999 Hz, most significant (left hand) digit flashes, allowing readings in excess of 100 MHz. **Display update:** 1/6-sec conc plus 1 sec. gate time. **Low Battery Indicator:** When power supply falls below 6.6VDC, all digits flash @ 1 Hz rate. Flashing display extends battery life. **Power:** 6 AA Alkaline or NiCad cells (internal); **External:** 110 or 220/VAC Eliminator/charger; Auto cigarette lighter adapter. 7.2-0 VDC ext. supply; **Bat. Charging:** 12-14hr. **Size (HWD):** 1.75" x 5.63" x 7.75" (4.45 x 14.30 x 19.69 cm.) **Weight:** Less than 1.5 lb. (0.68 kg) w/batteries. **Accessories Included:** Clip-lead input cable; manual.

CONTINENTAL SPECIALTIES CORPORATION




70 Fulton Terrace, Box 1942, New Haven, CT 06509
203-624-3103 TWX 710-455-1227
WEST COAST: 351 California St., San Francisco, CA 94104,
415-421-8672 TWX 910-372-7992
GREAT BRITAIN: CSC UK LTD.
Spur Road, North Feltham Trading Estate,
Feltham, Middlesex, Eng. and
01-890-8762 Int'l Telex: 851-881-3669
MEXICO: E. PRO. S.A. Mexico City 5-23-30-C4
CANADA: Len Finkler Ltd., Ontario.

CIRCLE 27 ON FREE INFORMATION CARD




The New Heathkit Catalog has everything from Personal



The Digital Electronic Scale with laboratory-type precision


Unique and functional truly describe the new Digi-Scale electronic "weighing machine". Big, bright LED's show your weight with more precision than normal scales and there are no springs or weights to compromise performance. Unlike cheaper digital scales, this one uses a precision strain gauge for the utmost in accuracy. The digital readout may be mounted on the wall or just about anywhere.

GD-1186, only \$99.95




Learn all about the Microprocessor with this new Self-Instruction Course

Our EE-3401 Microprocessor Course (\$89.95) is your key to learning about microprocessors. Features Heath's famous individualized learning techniques to provide you with a thorough background in microprocessor operation, interfacing and programming. Accompanying software and hardware experiments provide "hands-on" experience with the companion ET-3400 6800 Microprocessor-based trainer (\$189.95).



Low-Cost Starter Series Test Bench

These five starter instruments are an economical low cost way to your first bench. They're intended for (but not limited to) the beginner and you'll be surprised at the features and performance these new instruments have to offer! There's the IG-5280 RF Oscillator with 320 kHz to 220 MHz frequency range, the IM-5284 high performance multimeter that reads volts, ohms and DC current, the IT-5283 Signal Tracer for RF, AF and logic tracing, the IB-5281 RCL Bridge for design and experimentation and the IG-5282 Audio Oscillator with a 10 Hz to 100 kHz frequency range. And to power the 5280 series, you can build the IPA-5280-1 power supply. Only \$37.95 each, \$24.95 for the power supply.




Build this new Stereo Hi-Fi Receiver for top performance and value

Experience the subtle shadings of the symphony, cool jazz, and the driving beat of rock all with this stereo performer from Heath. 35 watts, minimum RMS, per channel into 8 ohms with less than 0.1% total harmonic distortion from 20-20,000 Hz. The AR-1429 is perfect for the budget conscious stereo buff who requires a high quality system. It has all the features of a high-priced receiver and the performance too. Phono hum and noise are -65 dB. FM sensitivity is 1.8 μ V. Has provision for optional DolbyTM FM module. AR-1429, only \$319.95

Heathkit/Dana Electronic Speed Control Fits Most Cars

Long distance drivers will really appreciate the CS-1048. It makes the most of famous Dana Corp. technology and a crystal clear Heath instruction manual for easy installation. Electronically maintains your auto's speed uphill or downhill.

CS-1048, only \$64.95



Super-Value Digital Alarm Clock

A perfect kit for the first time kitbuilder. This super-accurate timepiece has an attractive blue four-digit display that dims automatically according to ambient light. It also has the features you need in a clock; 24-hour "smart" alarm, snooze switch, alarm-on indicator and power failure indicator. GC-1107, only \$27.95

Read more about these and nearly 400 other unique and exciting kit products – all in the big, NEW, Heathkit Catalog.

Entertainment to Personal Computing

AVAILABLE LOCALLY IN THESE MARKETS

ARIZONA: Phoenix, 85017, 2727 W. Indian School Rd., Phone: 602-279-6247; **CALIFORNIA:** Anaheim, 92805, 330 E. Ball Rd., Phone: 714-776-9420; El Cerrito, 94530, 6000 Potrero Ave., Phone: 415-236-8870; Los Angeles, 90007, 2309 S. Flower St., Phone: 213-749-0261; Pomona, 91767, 1555 Orange Grove Ave. N., Phone: 714-623-3543; Redwood City, 94063, 2001 Middlefield Rd., Phone: 415-365-8155; Sacramento, 95825, 1860 Fulton Ave., Phone: 916-486-1575; San Diego (La Mesa, 92041), 8363 Center Dr., Phone: 714-461-0110; San Jose (Campbell, 95008), 2350 S. Bascom Ave., Phone: 408-377-8920; Woodland Hills, 91364, 22504 Ventura Blvd., Phone: 213-883-0531; **COLORADO:** Denver, 80212, 5940 W. 38th Ave., Phone: 303-422-3408; **CONNECTICUT:** Hartford (Avon, 06001), 395 W. Main St. (Rte. 44), Phone: 203-678-0323; **FLORIDA:** Miami (Hialeah, 33012), 4705 W. 16th Ave., Phone: 305-823-2280; Tampa, 33614, 4019 West Hillsborough Ave., Phone: 813-886-2541; **GEORGIA:** Atlanta, 30342, 5285 Roswell Rd., Phone: 404-252-4341; **ILLINOIS:** Chicago, 60645, 3462-66 W. Devon Ave., Phone: 312-583-3920; Chicago (Downers Grove, 60515), 224 Ogden Ave., Phone: 312-852-1304; **INDIANA:** Indianapolis, 46220, 2112 E. 62nd St., Phone: 317-257-4321; **KANSAS:** Kansas City (Mission, 66202), 5960 Lamar Ave., Phone: 913-362-4486; **KENTUCKY:** Louisville, 40243, 12401 Shelbyville Rd., Phone: 502-245-7811; **LOUISIANA:** New Orleans (Kenner, 70062), 1900 Veterans Memorial Hwy., Phone: 504-722-6321; **MARYLAND:** Baltimore, 21234, 1713 E. Joppa Rd., Phone: 301-661-4446; Rockville, 20852, 5542 Nicholson Lane, Phone: 301-881-5420; **MASSACHUSETTS:** Boston (Peabody, 01960), 242 Andover St., Phone: 617-531-9330; Boston (Wellesley, 02181), 165 Worcester Ave. (Rt. 9 just west of Rt. 128), Phone: 617-237-1510; **MICHIGAN:** Detroit, 48219, 18645 W. Eight Mile Rd., Phone: 313-535-6480; E. Detroit, 48021, 18149 E. Eight Mile Rd., Phone: 313-772-0416; **MINNESOTA:** Minneapolis (Hopkins, 55343), 101 Shady Oak Rd., Phone: 612-938-6371; **MISSOURI:** St. Louis (Bridgeton), 63044, 3794 McKelvey Rd., Phone: 314-291-1850; **NEBRASKA:** Omaha, 68134, 9207 Maple St., Phone: 402-391-2071; **NEW JERSEY:** Fair Lawn, 07410, 35-07 Broadway (Rte. 4), Phone: 201-791-6935; Ocean, 07712, 1013 State Hwy. 35, Phone: 201-775-1231; **NEW YORK:** Buffalo (Amherst, 14226), 3476 Sheridan Dr., Phone: 716-835-3090; Jericho, Long Island, 11753, 15 Jericho Turnpike, Phone: 516-334-8181; Rochester, 14623, 937 Jefferson Rd., Phone: 716-244-5470; White Plains (North White Plains, 10603), 7 Reservoir Rd., Phone: 914-761-7690; **OHIO:** Cincinnati (Woodlawn, 45215), 10133 Springfield Pike, Phone: 513-771-8850; Cleveland, 44129, 5444 Pearl Rd., Phone: 216-886-2590; Columbus, 43229, 2500 Morse Rd., Phone: 614-475-7200; Toledo, 43615, 48 S. Byrne Rd., Phone: 419-537-1887; **PENNSYLVANIA:** Philadelphia, 19149, 6318 Roosevelt Blvd., Phone: 215-288-0180; Frazer (Chester Co.), 19355, 630 Lancaster Pike (Rt. 30), Phone: 215-647-5555; Pittsburgh, 15235, 3482 Wm. Penn Hwy., Phone: 412-824-3564; **RHODE ISLAND:** Providence (Warwick, 02886), 558 Greenwich Ave., Phone: 401-738-5150; **TEXAS:** Dallas, 75201, 2715 Ross Ave., Phone: 214-826-4053; Houston, 77027, 3705 Westheimer, Phone: 713-623-2090; **VIRGINIA:** Alexandria, 22303, 6201 Richmond Hwy., Phone: 703-765-5515; Norfolk (Virginia Beach, 23455), 1055 Independence Blvd., Phone: 804-460-0997; **WASHINGTON:** Seattle, 98121, 2221 Third Ave., Phone: 206-682-2172; **WISCONSIN:** Milwaukee, 53216, 5215 W. Fond du Lac, Phone: 414-873-8250.



H8 Computer

H11 Computer

LA36 DEC Writer II

H9 Video Terminal

H10 Paper Tape Reader/Punch

Complete "Total Concept" Personal Computer Systems and Systems Software: Economy, power and service backup from a single source!

Heathkit Computers and System Software are designed for complete continuity from top to bottom. The 8080A based H8 computer is a good example. It features a front panel ROM monitor program readout, 8-bit operation, a heavy duty power supply and a host of other user benefits. Like all Heathkit Computers, it's easily expanded. Includes BASIC, assembler, editor and debug software for only \$375.

Our most sophisticated computer, the H11, utilizes the famous DEC LSI-11 CPU for 16-bit operation. Has a 4096 x 16 read/write MOS semiconductor memory and 38 high speed data, address, control and synchronization lines. Executes and includes the powerful 400+ PDP-11/40 instruction set. It also includes a complete software package for only \$1295.

Heathkit Peripheral Devices follow the same total concept philosophy. Our H9 12" CRT ASCII Video Terminal has all standard serial interfaces, auto scrolling, erase mode, long and short form and plot mode displays and ASCII 67-key keyboard for just \$530. If you need hard copy, the LA36 DEC Writer II is perfect. Fully compatible with the H8 and H11, this incredible terminal has a 7 x 7 dot matrix print head, selectable 10, 15 and 30 CPS print speeds, half or full duplex operation and much more for a low \$1495. Our low cost mass storage peripheral is the H10 Paper Tape Reader/Punch. Precise ratchet/solenoid drive, 50 CPS max read rate, 10 CPS max punch rate and the features of similar units that cost far more than \$350.

FREE!

Get your copy of the latest **HEATHKIT CATALOG**
Nearly 400 exciting electronic kits

MAIL COUPON TODAY

or bring it in person to any of the 50 Heathkit Electronic Centers (Units of Schlumberger Products Corporation) listed at right, where Heathkit products are displayed, sold and serviced. (Retail prices on some products may be slightly higher.) Prices are mail order net F.O.B., Benton Harbor, Michigan. Prices and specifications subject to change without notice.

Heath Company, Dept. 020-380



HEATH Schlumberger	Heath Company, Dept. 020-380 Benton Harbor, Michigan 49022
Please send me my FREE Heathkit Catalog. I am not on your mailing list.	
Name _____	_____
Address _____	_____
City _____	State _____
GX-340 _____	Zip _____

CIRCLE 100 ON FREE INFORMATION CARD

EQUIPMENT REPORTS

continued from page 26

and 15.7 volts. (Only the last 4 digits are lit.) RF power and SWR are displayed using only the digits needed. The control panel is well laid out to speed up operation. The switches are spaced far enough apart so that you hit only the one you want. The panel is black, with silver lettering big enough to read.

The antenna selector switch is real cute. It has an automatic no-power indicator that displays INT in red lettering on a black background when the switch is in the out position. Push the antenna selector once and the black background changes to red, the red letters disappear and it now says EXT in black!

The RF frequency tests, RF power and SWR tests are all standard. Just push the mike button and the results are displayed on the readout. In the receiver-test position, the *model 422* radiates an RF signal, on Channel 20, into the CB rig's antenna input. This is about 20 microvolts, modulated 15% by a 1000-Hz sine wave. You can check the speaker condition by listening. You can also check the squelch for proper operation; it should shut off at some point.

In the modulation test you can check the modulation of the transmitter and the mike at the same time. You can hear your own voice in the panel speaker; the *model 422* has a built-in detector that demodulates the RF carrier from the CB rig. You can also check the modulation capability of the CB rig. If you key the mike and hold it within three inches of the panel speaker, you *should* hear a feedback howl. If it doesn't, the mike may have a low output or the

transmitter may not be modulating enough.

Hickok's flyer on the *model 422* says that it will give you a complete end-to-end test of any CB rig in the vehicle in 5 minutes. This is the only statement in there that I can't agree with. I made a test on my daughter's CB and it didn't seem to me that it took that much time, even the first time I used it. So, I went back and did it over again, timing it this time. From the time I got the *model 422* hooked up, the full test sequence took up exactly 1 minute and 5 seconds! This could be beaten, I think; I forgot to check the squelch and had to go back and do that.

So, an instrument like this can certainly speed up in-the-car CB radio testing and preliminary diagnosis. It will pin down trouble to the correct section of the transceiver. Due to the simplified layout of the panel and the very detailed instruction always at hand, even unskilled personnel could be used for this. It would also be handy for making assurance tests after a CB installation has been completed, as well as adjusting SWR, antennas, etc. It's a compact little precision instrument, and designed to make the work a lot easier. The *model 422* sells for \$325 and can be used for bench work with the bench DC power supply.

R-E

GC Electronics Liqui-Kleen Silicone Contact Cleaner

THINGS HAVE A HABIT OF COMING IN JUST when I need them. My TV was displaying definite signs of needing a cleanup of socket contacts, controls and the tuner. Of course, I could never remember to bring some cleaner




CIRCLE 101 ON FREE INFORMATION CARD

home with me. So, I was happy when I received a sample of GC Electronic's new *Liqui-Kleen* silicone contact cleaner.

I tried it and it worked. (Also very good for washing dirt off 16-year old chassis!) It's packed in a breakproof plastic bottle, which is a good thing since the first thing I did was drop it. This is not an aerosol spray; it uses a powerful pump on the top of the bottle. I say powerful; all you have to do is touch it to get a good big squirt. It has a regular spray nozzle that can be adjusted for anything from a very fine spray to a thin squirt. A 5-inch plastic extension tube is included for cleaning tuners, etc. Most of us will be using the extension tube. You can get into tight places (like my tuner) without any danger of shock.

The cleaner is a compound called 1,1,1 trichloroethane, and is nonflammable. It will not harm plastics. When it evaporates, it leaves a thin film of silicone lubricant on contacts for protection against dirt and corrosion. Since no

continued on page 34



Clever Kleps

Test probes designed by your needs — Push to seize, push to release (all Kleps spring loaded).

- Kleps 10.** Boathook clamp grips wires, lugs, terminals. Accepts banana plug or bare wire lead. 4¾" long. **\$1.39**
- Kleps 20.** Same, but 7" long. **\$1.49**
- Kleps 30.** Completely flexible. Forked-tongue gripper. Accepts banana plug or bare lead. 6" long. **\$1.79**
- Kleps 40.** Completely flexible. 3-segment automatic collet firmly grips wire ends, PC-board terminals, connector pins. Accepts banana plug or plain wire. 6¼" long. **\$2.59**
- Kleps 1.** Economy Kleps for light line work (not lab quality). Meshing claws. 4½" long. **\$.99**
- Prof 10.** Versatile test prod. Solder connection. Molded phenolic. Doubles as scribing tool. "Bunch" pin fits banana jack. Phone tip. 5½" long. **\$.89**

All in red or black - specify. (Add 50¢ postage and handling). Write for complete catalog of - test probes, plugs, sockets, connectors, earphones, headsets, miniature components.

Available through your local distributor, or write to:




RYE INDUSTRIES INC.

125 Spencer Place, Mamaroneck, N.Y. 10543
In Canada: Rye Industries (Canada) Ltd.

CIRCLE 35 ON FREE INFORMATION CARD

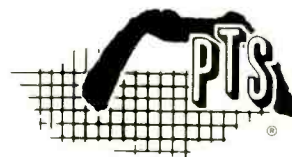


TUNERS • MODULES



The next time you need a tuner repaired or module rebuilt:

- Remember **FAST SERVICE**
- Remember **PROFESSIONAL QUALITY**
- Remember **ONE-YEAR LIMITED WARRANTY**
- Remember **PTS ELECTRONICS**



PTS ELECTRONICS, INC.

SEE THE YELLOW PAGES FOR THE PTS SERVICENTER LOCATION NEAREST YOU

CIRCLE 84 ON FREE INFORMATION CARD

6800/2 IS HERE



The 6800/2 uses our new A2 processor board with socket space for 8K bytes of ROM/PROM. This makes it possible to use the 6800 in applications where ROM programs are useful without purchasing an expensive PROM accessory board. The A2 board has a DIP switch selector that allows you to replace any 8K block of memory above the RAM memory that extends to 32K with memory external to the processor board itself. This lets you develop special programs that will later be put in PROM in a normal RAM memory card where it can be modified and debugged. The A2 board has a crystal controlled baud rate oscillator and a separate clock driver oscillator whose frequency may be changed with a programming resistor. The A2 processor board gives you the maximum possible flexibility in setting up a computer system.

SWTBUG® Monitor—

The 6800/2 is supplied with our new SWTBUG® monitor. This new monitor is software compatible with the earlier Mikbug® monitor used in the 6800. All major subroutine entry points are identical. SWTBUG® features a resident MF-68 Minifloppy disk boot, single level breakpoints, vectored software interrupt, generation of punch end of tape formatting and automatic interface configuring for either the MP-C control interface or MP-S serial interface.

ACIA Type Interface—

The 6800/2 uses our MP-S serial interface. This RS-232 and

20 Ma. TTY compatible interface may be configured to operate serially at the following baud rates: 110, 150, 300, 600, 1200, 2400, 4800 and 9600. Complete interrupt control is available through the user's software.

4K Static MEMORY—


The 6800/2 comes with 4K of static RAM memory on our MP-8M board. The memory may be expanded to 8K by the addition of eight more memory chips. No additional parts are needed. Full buffering of all data, address and control lines is a standard feature. Memory expansion to 32K of continuous RAM memory and up to a 48K mixture of ROM/RAM is possible with this system.

ACCESSORY BOARDS—

Do you have a special job? Our accessory boards make it possible to use the 6800/2 for almost any type of computer application. We have our MP-T interrupt timer with software interrupt selectable output. Our MP-N calculator interface that allows you to do arithmetic functions in hardware. Our MP-R EPROM programmer that programs and verifies EPROMs right in the machine—and more coming.

6800/2 Kit \$439.00 ppd Cont. U.S.
6800/2 Assembled \$495.00 ppd Cont. U.S.

SWTBUG® is a registered trademark of Southwest Tech. Prod. Corp.
Mikbug® is a registered trademark of Motorola, Inc.




SOUTHWEST TECHNICAL PRODUCTS CORPORATION
219 W. RHAPSODY
SAN ANTONIO, TEXAS 78216

CIRCLE 8 ON FREE INFORMATION CARD

Presenting your portable automatic solid state

"JOB HOPPER"



Now, nobody likes to be called a Job Hopper, but the new, patented TF46 Portable Super Cricket can literally help you hop from job to job through solid state circuits faster than any other transistor tester on the market today. For the first time you can automatically analyze 162,000 different transistors and FETs, in or out of circuit at any job location in the world. Here are four reasons why.



It's 100% automatic.

Connect the test leads any way you want right in circuit and rotate the large permutator knob until the Cricket "chirps". Read any transistor or FET as Good or Bad on the meter with the patented phase-inversion automatic Cricket test. It even identifies the transistor leads! It virtually thinks for you.



It takes no set-up information.

None at all. It tests over 162,000 transistors and FETs with the same, simple test, and can easily be used by a non-technical maintenance person.



It provides Leakage & Gain tests to completely analyze any transistor or FET.

The only portable tester that includes transistor Beta, FET Gm, and full leakage checks to totally check all parameters, and catch troubles other miss.



You can now test solid state circuits anywhere.

The TF46 is fully battery operated for the field, or AC operated for the bench with the optional 39G90 Power Adapter. You know what else? The TF46 automatically turns itself off after 10 minutes of testing in the field to save the batteries.

All these features, at \$45 less than the earlier model TF30 Super Cricket that was AC-operated only. Hop to it. Call your local Sencore Full Line Promotional Distributor, or order your TF46 Job Hopper with the coupon below.

SENCORE 3200 Sencore Drive, Sioux Falls, So. Dak. 57107 (605) 339-0100
In Canada: Superior Electronics

I WANT TO BUY IT. Send _____ TF46s to me at \$195 each.
 Check/MO enclosed. Send C.O.D.
 Also send:
 ___ PA202 Power Adapter \$9.95
 ___ 39G85 Touch-Test Probe \$10.00
 I WANT TO TRY IT. Have my nearest Sencore distributor bring the TF46 to me.
 SEND FULL SPECIFICATIONS.

NAME: _____
 COMPANY: _____
 STREET: _____
 CITY: _____
 STATE: _____ ZIP: _____
 PHONE: _____

CIRCLE 10 ON FREE INFORMATION CARD

EQUIPMENT REPORTS

continued from page 32

aerosol propellant is used, you won't be upsetting the environment!

Liqui-Kleen contact cleaner is GC's catalogue number 10-804 and retails for \$5.27, the 16-oz refill is 10-806 and retails for \$2.78. A 1-gallon can refill is also available (10-808) for \$9.73. You only have to buy the pump and nozzle once; they last for a long time. These as well as other GC products are available at most local electronic parts stores. **R-E**

Triplet Model 3300 Digital VOM



CIRCLE 97 ON FREE INFORMATION CARD

THE TRIPLET CORPORATION, BLUFFTON, OH 45817, has just introduced a new 3 1/2-digit hand-sized DVOM, their model 3300, which sells for \$175. This instrument reads DC and AC voltages from a low scale of 0-200 mV up to 600 VDC. It has an input impedance of 10.0 megohms when measuring AC and DC voltages. Resistance is read in six ranges, 0-200 ohms up to 0-20 megohms. Alternating and direct current can be read in three ranges from 0-2 mA up to 200 mA—22 ranges in all.

Polarity indication is automatic and the meter has automatic zeroing although this can be adjusted if necessary. All ranges are protected against overloads up to 600 volts, even on the lowest ohms range. On the lowest voltage range, the meter can read down to 1.0 mV.

One problem often found in early amplified-VOM's was AC rejection on DC voltage scales. The model 3300 shows a CMRR (Common-Mode Rejection Ratio) of -90 dB at 60 Hz. (I checked: On AC volts, I read the 120-volt line. When I tried the same thing set on DC volts, the meter read zero!)

The battery-powered model 3300 uses four 1.5-volt NiCad AA batteries, and a plug-in charger is supplied. Battery life, left on continuously, is from 6 to 8 hours. To check the battery charge, just set the meter to the 20-volt DC scale and touch the red probe to a jack on the test-lead plug. A reading of about 4.4 volts shows that the batteries should be recharged.

continued on page 73



FOR PROFESSIONALS . . . and those who want to be

Easy programs of service training you can pursue at home or shop. Unique. Broadly illustrated. Written in famous *Easi-Read*™ style. Practical, fast-paced, easy-to-learn upgrading for student and longtime technician, whatever your specialty. Expand and deepen your professional competence, and boost your personal and business earnings.

THE KEY: Forest Belt's Service Training MONOGRAPHS

Every MONOGRAPH deals thoroughly with its subject. No sketchy, glib abstracts of how things work; but deep, detailed explanations and illustrations that show you explicitly how to understand, analyze, troubleshoot, and repair—how to be a crackerjack technician. Fix just one extra set, faster and better, and it finances your entire MONOGRAPH subscription, in any category.

Introductory MONOGRAPH: "*Easi-Way*™ Solutions for Electronics Math and Formulas." You won't believe this MONOGRAPH until you see it. Using an uncomplicated calculator, you can solve virtually any electronic problem in *minutes*, even in *seconds*. New insights to formula-handling; you DO NOT have to know algebra! Covers formulas in the FCC License exams, parallel resistance, frequency, resonance, decibels, dozens of others. All are easy with this unique method. Follow direct step-by-step rules. Even if you're good at math, this technique saves a world of time and effort.

SIX CATEGORIES TO CHOOSE FROM

A—ELECTRONIC BASICS—Applied fundamentals, more for experienced technicians than for beginners. Instead of expounding raw theory, these MONOGRAPHS guide you to everyday, practical understanding and application of vital electronic principles. Example: "*Easi-Way*™ Solutions to Electronics Math and Formulas"—the slickest key you will ever find to worrisome formulas on the FCC Exam and for countless bench service problems.

B—SERVICE BUSINESS ADMINISTRATION—As experts know, you can generate as much profit by successful management as by expert servicing. This essential MONOGRAPH series reveals shortcuts to the ways professional managers assure profits. Step-by-step, up-to-date techniques. You need not be an accountant, nor spend all your time managing, to draw a healthy income from a modest-size servicing business.

C—CB RADIO SERVICING—Millions of CB radios out there need repairs. But low selling prices squeeze service profits . . . unless you really know the ropes. These MONOGRAPHS lead you to understand for sure how key CB stages work and exactly how to troubleshoot and repair even the tough ones. Phase-locked loops, single-sideband, digital ICs, keyboard entry, all the new stuff you can't afford not to know.

D—FM TWO-WAY RADIO SERVICING—To FM is where serious communications customers go: Business Radio, Land Mobile, soon even Personal Radio (CB). From this MONOGRAPH series, you learn the professional techniques that are peculiar to FM communications radio, how the stages operate, how to adjust and repair them, how to find defects promptly when they arise.

E—MODERN VIDEO SERVICING—The television servicing business has NOT gone downhill, except for technicians who fail to keep up with the advances. Transistors, integrated circuits, digital technology, automatic tuning and color correction, video games, home video players/recorders—all respond easily to modern methods in this group of MONOGRAPHS. You'll discover that many of today's best techniques are faster, simpler, and more easily understood than those used so long for older TV receivers.

F—KNOW YOUR TEST EQUIPMENT—Whatever kind of electronic gear you service, test instruments spell success—if you know how to use them well. This MONOGRAPH series shows you. Example: "Triggered Scopes: Eight Hours to Familiarity." Understand spectrum analyzers, logic testers, and other instruments you cannot do without if you plan to remain in consumer electronics servicing. Make test equipment work for you, and earn you money.

Satisfaction Guaranteed. You may cancel your subscription anytime you wish. We will rebill copies that have been sent to you, at the single-copy price plus \$1 per shipment, subtract that from your subscription payment, and refund the remainder.

Order this introductory MONOGRAPH separately if you want proof. It offers a fine example of the unique training approach awaiting you in all **Forest Belt's Service Training MONOGRAPHS**. They do not just rehash stuff you could find in old books and magazines. Every MONOGRAPH brings you original, carefully developed, thoroughly tested ways and means of servicing, of running your business, of utilizing new tools and equipment. You will find your MONOGRAPHS subscription an indispensable servicing tool, and a valuable training device for yourself and your technicians.

Two primary goals of any successful training program:

- To keep you on top of electronics, so you cannot be edged out by competition or better technicians
- To boost your ability to fix sets, which brings you more profits and better wages

All **Forest Belt's Service Training PROGRAMS**, including these MONOGRAPH series, stress these two goals. Our PROGRAMS bring you up-to-date training that is practical—training you can put to work immediately—training which fulfills our motto that

Learning and Earning BELONG TOGETHER!

Only By Subscription

Published approximately bimonthly (six per year) in each category. Save money by subscribing to all six categories (next 36 MONOGRAPHS).

- I don't want to miss any **Service Training MONOGRAPHS**. Enter my subscription immediately. Begin with No. 28A0101 "*Easi-Way*™ Solutions for Electronics Math and Formulas." Send future MONOGRAPHS in categories checked, as they are published.
I enclose \$45 each for these categories:
A B C D E F
(next 6 MONOGRAPHS in each category checked)
 \$250 for all six categories (next 36 MONOGRAPHS)
- Let me see. Send only MONOGRAPH No. 28A0101 "*Easi-Way*™ Solutions for Electronics Math and Formulas."
I enclose \$11 (\$8 single-issue price plus \$3 per-order handling/postage)
- Show me more. Send only the next MONOGRAPH in category indicated below
I enclose \$11 for each category checked:
A B C D E F
Send check or Money Order. No COD.
In Canada, add 20% to all prices.

Name _____ Age _____

Address _____ Phone _____

City _____ State _____ Zip Code _____


- Send bulk-subscription price sheet for school/association orders.

Name of School or Association _____

MAIL TO: Forest Belt's Service Training MONOGRAPHS
P.O. Box 68120 Indianapolis, IN 46268

Get your fastening act together with Mallory-Richco.

Clamps, clips, wire saddles, spacers, cable hangers, circuit board supports, guides and dozens of other accessories. Your Mallory distributor has them. Packaged the way you want them. See him soon. Or contact Mallory Distributor Products Company, a division of P. R. Mallory & Co. Inc., Bx 1284, Indianapolis, Indiana 46206. (317) 856-3731.



(Parts shown actual size.)

MALLORY

Capacitors • Controls • Fastening Devices • Resistors • Security Products • Semiconductors • Solderless Terminals • Sonalert® Signals • Switches

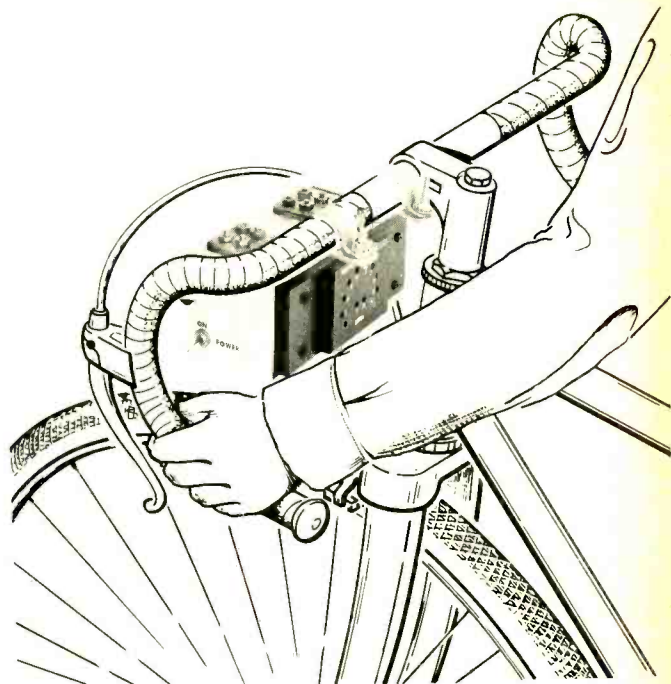
CIRCLE 69 ON FREE INFORMATION CARD

www.americanradiohistory.com

BUILD

Digital Bicycle Speedometer

An ideal gift for a young rider or an active bicyclist, this speedometer conserves battery power through the use of a motion sensor circuit.




ROBERT N. BEABER

BICYCLE RIDING HAS GAINED POPULARITY in recent years as a fun way to stay trim and healthy. This digital bicycle speedometer adds to that fun as well as providing an accurate indication of speed. It would make an ideal gift for that young boy in your life. Or, if you're not already an active bicyclist, you should become one. The digital bicycle speedometer uses rechargeable (NiCad) batteries and is designed to conserve power by using 12 discrete LED's as the speed indicators instead of two 7-segment LED's.

The drawings and photographs show the front panel of the speedometer. During normal operation with speeds up to 9 mph, only one LED is on at any given time. At a speed of 10 mph, both the "10" and "0" LED's are on. The "10" LED remains on and LED's "0" through "9" are on individually in the speed range of 10 to 19 mph. At 20 mph, LED's "20" and "0" are on. Above 20 mph, the rider sees LED "20" and one of the intermediate unit LED's. At 30 mph, LED's "10," "20" and "0" are on, and the counting sequence continues until the maximum of 30 mph is reached. The speedometer and speed sensing circuitry are controlled by the wheel switch. This switch consists of a magnetic reed switch on the bike frame and two magnets cemented to the wheel. This switch is S3 in the speedometer schematic in Fig. 1.

The wheel switch closes twice during each wheel revolution, and bicycle speed is indicated by the number of switch closures counted over a fixed period of time. To establish the number of switch closures per fixed period related to speed in miles per hour, we first determine the number of *one-half revolutions* the wheel



DIGITAL BIKE SPEEDOMETER along with its plug-in battery-type power supply. PVC tubing houses the battery made by series-connecting five NiCad rechargeable cells.

makes *per mile*. For a 27-inch wheel, this is 1493.98 revolutions. At 1 mph, there is one switch closure (or one-half revolution) every 2.409 seconds. A count of 5 in 2.409 seconds equals 5 mph.

A calibration oscillator controls the fixed time interval during which wheel-switch closures are counted. The circuit is designed so that when the oscillator is adjusted correctly, closing the TEST switch causes the display to show the wheel size. For instance, the display should read "27" for a 27-inch wheel. The calibration-oscillator repetition rate is approximately 11.25 pps. This frequency was selected because it provides a simple standard for adjusting the time period to accommodate any wheel size without a calibration table or chart.

Circuit operation

The speedometer circuit (Fig. 1) con-

sists of two 74C90 decade counters; a 74LS174 that contains six positive-edge triggered flip-flops operated as a 6-bit latch; a 7445 decimal decoder; and circuitry to strobe the latch, reset the counters and turn off the power when the wheel stops turning. Input pulses from wheel switch S3 enter at J2 and are applied to one-half of IC7, a 556 dual timer. IC7 is operated as dual one-shot multivibrators in series. The first multivibrator is a debounce circuit that conditions the wheel-switch pulses so that only one pulse is obtained each time a magnet causes the switch to close. It also triggers the second one-shot. The second circuit remains triggered as long as switch S3 is active—that is, opening and closing. When the bike stops and switch S3 no longer opens and closes, the second one-shot times-out after about 3 seconds and reverts to its stable state.

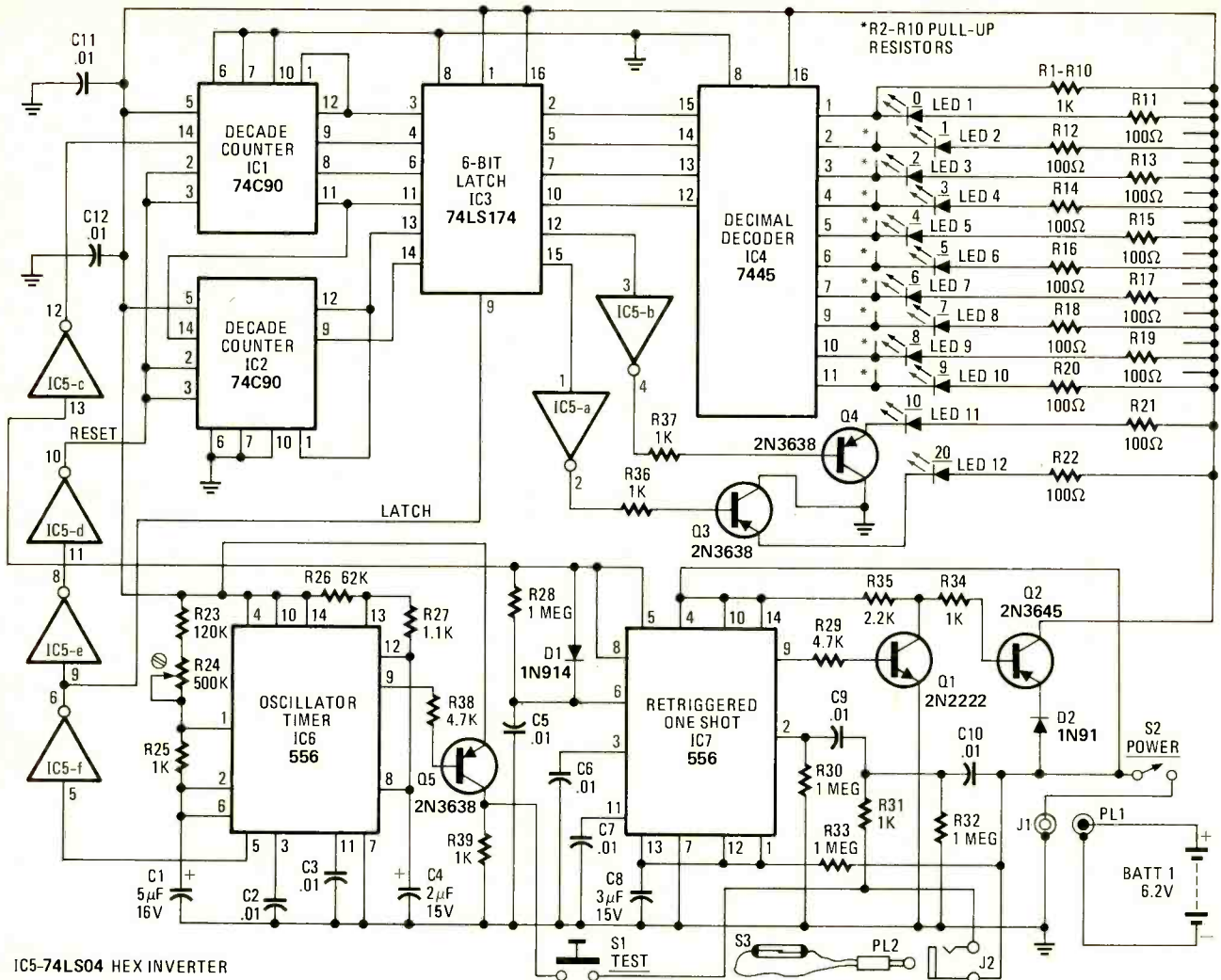



FIG. 1—BICYCLE SPEEDOMETER SCHEMATIC. Twelve miniature LED's instead of the 7-segment displays are used as the readout to minimize power drain and conserve battery life.

The output of the first one-shot, pin 5 of IC7, is inverted by IC5-a to provide the correct logical output to the first decade counter (IC1). The output of the second one-shot, pin 9 of IC7, is inverted by transistor Q1 and used to turn on Q2. Transistor Q2 is a solid-state switch that provides power to all speedometer circuitry except for IC7 and transistor Q1. Power to IC7 and Q1 is turned on and off by switch S2.

When S2 is closed, the first pulse from wheel switch S3 turns on Q2 and supplies power to the counter circuitry. Succeeding pulses are then counted by IC1 and fed to 6-bit latch IC3. The latch provides a constant output to the decoder for display during the fixed time interval. The latch is strobed at the end of the time period just prior to resetting the decade counters to zero.

The latch strobe and counter reset is provided by IC6. This dual timer IC is connected as two separate oscillators. One oscillator is slow and adjustable, delivering one pulse approximately every 2.5 seconds. The other operates at a fixed frequency and delivers 11.2 pulses per second.

The slow adjustable oscillator provides



UNDER-CHASSIS VIEW of the speedometer electronics. The IC's are installed in sockets. All capacitors are vertical-mount types. Switches are miniature.

the fixed time interval for counting the pulses from S3. This output signal is from pin 5 and is inverted by IC5-f and used to strobe the latch line to pin 9 of IC3. This same signal goes through inverters IC5-e and IC5-d and is used to reset the counters. The double inversion provides an ample time delay between the strobe and reset so the output of the latch has settled before the inputs from the counter are reset to zero. If the time delay were not there, the latch output would reflect its

input—which would be zero when the counter is reset to zero.

The fixed-frequency oscillator output signal is from pin 9 of IC6. It is inverted by transistor Q5 and sent through the test switch to input jack J2. The product of the number of pulses-per-second from this oscillator and the fixed time period yields a number that corresponds to the wheel size.

Decimal counter IC4 accepts the BCD output from the first 4 bits from IC3 to

PARTS LIST

All resistors $\frac{1}{4}$ watt, 5%.

R1-R10, R25, R31, R34, R36, R37, R39—
1000 ohms
R11-R22—100 ohms
R23—120,000 ohms.
R24—500,000-ohm, 15-turn
potentiometer (Bourns *Trimpot* or equal)
R26—62,000 ohms
R27—1100 ohms
R28, R30, R32, R33—1 megohm
R29, R38—4700 ohms
R35—1200 ohms
C1—5 μ F, 16-volt electrolytic
C2, C3, C5-C7, C9-C12—.01 μ F, disc
C4—4 μ F, 15-volt electrolytic
C8—3 μ F, 15-volt electrolytic
D1, D2—1N914

LED1-LED12—miniature red LED's, 1.6
volt, 50 mA (Radio Shack 276-026)

Q1—2N2222

Q2—2N3645

Q3-Q5—2N3638

IC1, IC2—74C90

IC3—74LS174

IC4—7445

IC6, IC7—556

J1-PL1—matching RCA-type phono plug
and jack

J2-PL2—matching miniature phone jack
and plug

S1—miniature, normally open pushbutton
switch

S2—miniature SPST toggle switch

S3—reed switch, normally open (Radio
Shack 275-035)

Misc.—Optional IC sockets; two 1-inch
rectangular magnets (Radio Shack No.
64-1875); 5 \times 2 $\frac{1}{4}$ \times 2 $\frac{1}{4}$ -in. metal utility
box; handlebar clamps, assorted
hardware; 2 \times 5-inch PC board; 5
NiCad cells (surplus cells and batteries
available from Poly-Paks and other
surplus parts dealers); and rigid PVC
pipe and 2 end caps.

provide a single output between 0 and 9,
depending on the BCD inputs. The other
2 bits from IC3 are the resultant count
from decade counter IC2. These bits are
inverted by IC5-a and IC5-b and used to
turn on transistors Q3 and Q4, which
then turn on LED's "10" and "20."

Construction is simple

The speedometer is built on a PC
board, the foil pattern is shown in Fig. 2
and components placement is shown in
Fig. 3. Install the 17 jumpers as indicated
in the table shown in Fig. 3. Install wire-
wrap-type sockets for the IC's and then
add all capacitors, resistors and other
discrete components. Cut 17 lengths of
No. 26 stranded hook-up wire that is
approximately 6-inches long and solder
them to the PC board for connection to
the LED display, switches S1 and S2, and
jacks J1 and J2.

Refer to Fig. 4 for the details of the
faceplate in which the LED's are
mounted. The faceplate is laminated from
five pieces that are cut from $\frac{1}{8}$ -inch
plastic to the dimensions shown. Three
pieces measure 5 \times 2 inches and two
measure 2 \times 2 inches. You can cut the


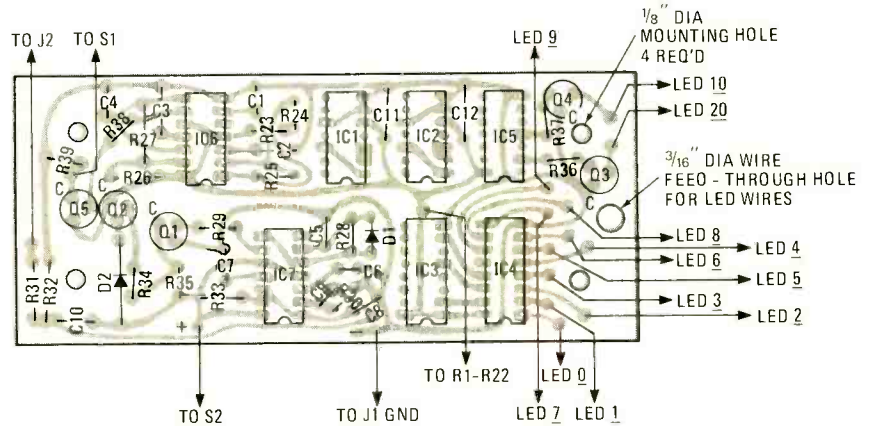


FIG. 2—FULL-SIZE FOIL PATTERN FOR PC BOARD. Use it or the drilling pattern on page 40.

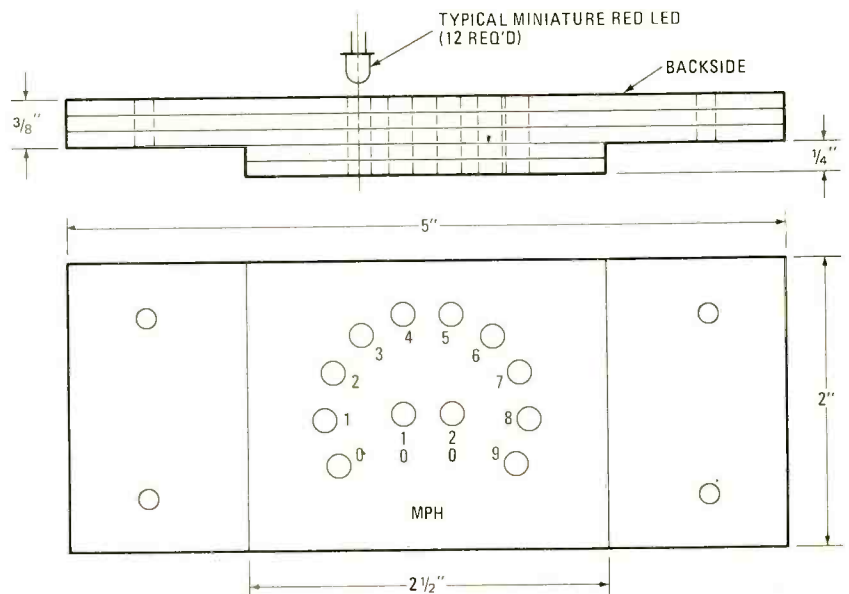


NOTE: R1 THROUGH R22 ARE ON BACK OF FACEPLATE. SEE FIG. 6

WIRE-WRAP JUMPERS

FROM	TO	FROM	TO	FROM	TO
IC5 - 1	IC3 - 15	IC5 - 10	IC2 - 2	IC2 - 14	IC1 - 11
IC5 - 3	IC3 - 12	IC2 - 3	IC1 - 3	IC1 - 11	IC3 - 11
IC5 - 5	IC6 - 5	IC5 - 13	IC7 - 5	IC1 - 8	IC3 - 6
IC5 - 6	IC5 - 9	IC5 - 12	IC1 - 14	IC1 - 9	IC3 - 4
IC5 - 9	IC3 - 9	IC2 - 9	IC3 - 14	IC1 - 12	IC3 - 3
IC5 - 8	IC5 - 11	IC2 - 12	IC3 - 13	IC4 - 12	IC3 - 10

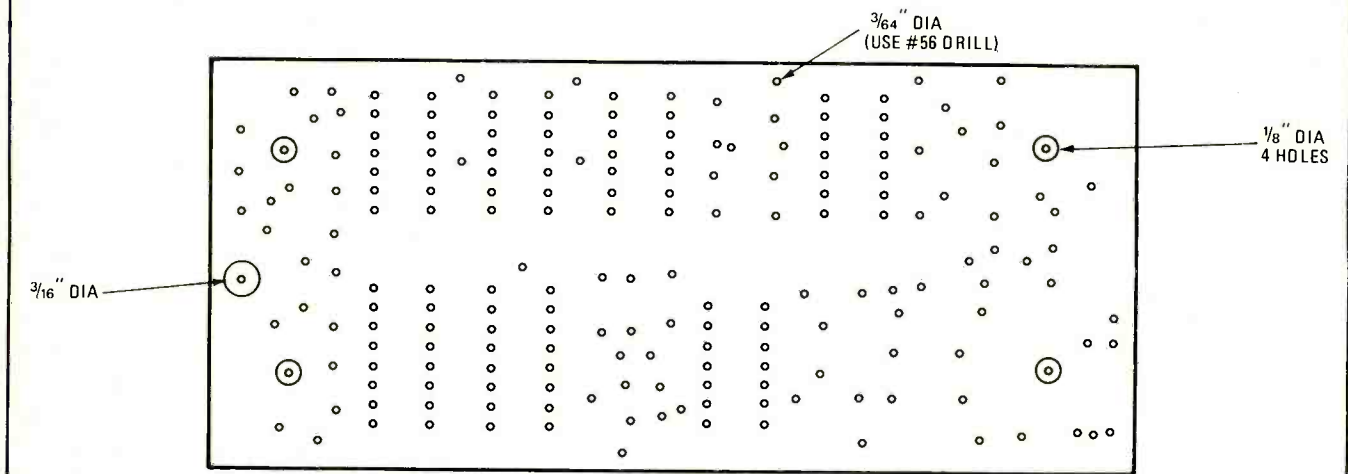
FIG. 3—PARTS LAYOUT. This drawing and the photo on preceding page will prove helpful when constructing the bike speedometer. Add the eighteen jumpers listed in the table.



NOTE: THIS IS A TYPICAL LAYOUT. THE MATERIAL USED IS $\frac{1}{8}$ " PLASTIC. FIVE PIECES
ARE LAMINATED TOGETHER USING CLEAR CEMENT FOR CHINA, GLASS, ETC.
THE PLASTIC AND CEMENT CAN BE FOUND IN A HARDWARE STORE.

FIG. 4—HOW FACEPLATE IS CONSTRUCTED. Holes are drilled so LED's are snug.

ANOTHER PC BOARD CONSTRUCTION METHOD



If you don't have facilities for reproducing the PC board directly from Fig. 2, try this scheme, based on the full-size *drilling* pattern shown here.

Use carbon paper and trace the pattern or holes onto a sheet of paper. Rubber-cement this sheet onto a 2 X 5-inch PC board. With a No. 56 bit, drill a hole at each point indicated. When all holes have been drilled, use water and household cleanser to remove the paper and rubber cement residue. Burnish the copper with fine steel

wool to remove all oxidation.

The next step is to draw the foil pattern on the copper surface. Use an etch-resist felt pen and Fig. 3 to make the drawing. If you start in the upper left-hand corner (that is, if you are right-handed), you can draw the connecting lines between corresponding holes without smudging them with the heel of your hand. When you finish, recheck the pattern against Fig. 3. Make sure that adjacent lines do not touch.

When the etch-resist has dried, immerse

the PC board in a bath of etchant solution. Follow directions on the bottle and agitate the solution frequently. The etching process takes about 15 minutes. Inspect the board closely after removing it from the bath to make sure that all unnecessary copper has been etched away. Use nail polish remover or acetone to remove the etch-resist. Buff the copper with fine steel wool to provide a good clean surface for soldering. The board is now ready for mounting components.

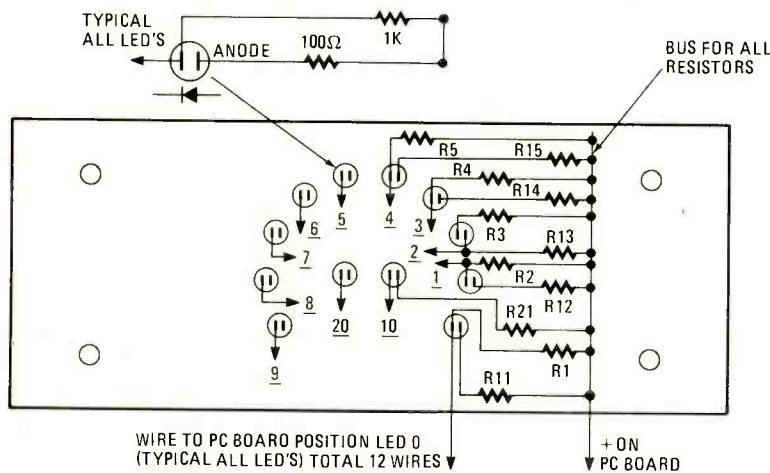


FIG. 5—HOW LED'S ARE INSTALLED along with their associated pull-up and current-limiting resistors. These parts are on rear of faceplate.

snug fit when the LED is inserted. The four 1/4-inch-diameter mounting holes should align with the four mounting holes in the PC board. After drilling the holes, peel off the protective paper and spray the faceplate with flat black lacquer. Apply several thin coats on both sides and edges, being sure to spray the inside of each hole as well. If excess lacquer builds up on the surface, remove it with a cloth dipped in acetone. When the lacquer has dried, apply the press-on letters and numbers.

PARTS LIST BATTERY CHARGER

- R1, R2—1000 ohms, 1/4 watt
- R3—1.5 megohm, 1/4 watt
- R4—510 ohms, 1/4 watt
- C1—220 μ F, 35-volt electrolytic
- C2—10 μ F, 16-volt electrolytic
- D1—50 PIV, 1.0 A diode (Radio Shack 276-1101)
- D2—7.5-volt, 0.5-watt Zener diode, IN5236B or equivalent
- Q1—2N2907 with heat sink (Radio Shack 276-1713)
- J1—Shielded phono jack, chassis mount 1/4 inch (Radio Shack 276-346)
- S1—SPST toggle switch, 3 A, 120 VAC
- F1—1/2-A fuse slow blow
- T1—117-volt pri. 12.6-volt sec. 300 mA (Radio Shack 273-1385)
- RECT 1—50 PIV, 1.0 A full-wave bridge (Radio Shack 276-1151)
- L1—6.3-volt, 150-mA lamp
- Misc.—Fuse holder, case, lamp cord, PC board or perforated board

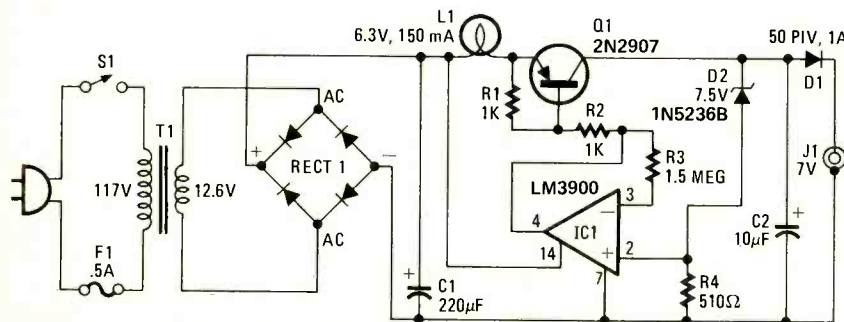



FIG. 6—BATTERY CHARGER keeps the five NiCad cells fully charged. Circuit is designed for optimum performance when charging the battery.

plastic using a fine-toothed handsaw. Cement the pieces together with a clear adhesive, and then file and sand the edges for a smooth finish.

The layout of the holes can be copied from Fig. 4 or you can use your own layout. To drill the 12 holes for the LED's, select a drill that will provide a

continued on page 92

BUILD



An electronic musical instrument accessory with a difference. Novel programming capabilities give you unusual time signatures along with bridges and introductions.

THE PROGRAMMABLE DRUM UNIT described in this article is used as an add-on to your hi-fi system. It produces percussive sounds that simulate a bass, tom, conga, snare, clave and a wood block. Also, the pattern and rhythm can be stored in memory and played back. But what makes this unit different from other programmable percussion synthesizers?

In the past, percussion units have had three major failings:

1. They do the same thing again and again.
2. They do the same thing again and again.
3. They have no provision for unusual time signatures.

If you wonder why paragraphs 1 and 2 are the same, here's an explanation:

First, except for choosing very generalized and idealized "classic" rhythm patterns, you have no control over the percussion score that is generated. Every time you punch up a tango pattern it will be just like the last tango pattern. Programmability is the obvious key here so that you can produce as many different tango patterns as you wish.

Second, the same pattern repeats, at best, every couple of measures. In real music there are introductions and bridges, etc. This unit takes care of that by providing a **BRIDGE** key. When this control is activated, instead of repeating the same pattern again, the unit switches to a separate pattern and repeats it as long

JOHN S. SIMONTON, JR.

as the **BRIDGE** key is activated. When this key is released, the unit shifts back to the first pattern and begins playing it again. The shifting from one pattern to another happens automatically at the repeat points (the end of the pattern), but it can be "forced" to happen anytime.

Every rhythm unit plays $\frac{3}{4}$ time and $\frac{4}{4}$ time with no problems. Some can also play $\frac{3}{4}$ time or $\frac{6}{8}$ time. But none has a provision for even $\frac{3}{4}$ time, which is a pretty common time signature. This new unit can be programmed for any conceivable pattern, no matter how unusual the time signature.

All the control squares on the front panel are nonmechanical touch switches. Even the slightest touch of the finger activates them.

Drum oscillators

Figure 1 shows a schematic drawing of the five drum oscillators, the voiced noise source and buffer amplifier. All eight current differencing amplifier stages used in this circuitry are contained in two quad amplifiers, IC1 and IC2.

All drum oscillators are parallel-T filter sections, typified by the Wood Block oscillator built up around IC1-a. The parallel-T filter section, consisting of R3, R4, R5, C1, C2 and C3, has a band-reject

notch characteristic which, when placed in the negative feedback loop of the amplifier, produces a bandpass filter. Activating pulses from the memory are coupled to the oscillator (filter) by C4 and R8.

The sustain characteristic of the sound produced (or how long the sound persists) is a function of the gain of the entire section. In the case of the Wood Block oscillator, the gain is set by the secondary feedback loop through C5, R6 and R7. Trimmer resistor R7 sets the amount of signal that is fed back through this loop and, consequently, the sustain characteristic of the entire stage.

The remaining Clave, Tom, Conga and Bass oscillators are built around IC1-b, IC1-c, IC1-d and IC2-c, respectively. These operate in the same manner with different component values (or sustain control settings) to produce different drum sounds. All the drum oscillators share a common bias source consisting of R1, R2 and bypass capacitor C57.

The snare sound is generated by the noise voicing circuit comprising IC2-b, IC2-a and associated circuitry. Noise is produced by the avalanching reverse-biased base-emitter junction of transistor Q1 and coupled to gating amplifier IC2-b by R44 and C26. When not activated, the output of IC2-b is held at the upper supply voltage by the current flow into the noninverting input of IC2-b through

R47, R48 and R50. Under these saturated conditions, no signal can pass through the amplifier. A negative-going pulse applied to R49 activates the Snare output by causing C29 to discharge slightly. This results in a decreased current flow through R50 into the amplifier's noninverting input and allows the amplifier to come out of saturation. When the activating pulse ends, C29 slowly charges through R47 and R48 until the amplifier returns to a saturated condition. The noise signal is coupled to the filter section consisting of IC2-a and associated components where the low-frequency components are attenuated to simulate the snare sound.

The signals from all the drum oscillators and noise source are summed together by resistors R9, R17, R25, R41 and R53 and applied to the input of the buffering amplifier IC2-d. The buffer-amplifier output is the output of the drum unit.

The power supply is shown in Fig. 2. The 6-volt supply is decoupled from the digital portion of the circuitry by R126 and C56 and applied to the drum oscillator circuits IC1 and IC2. Power to all of the logic, with the exception of the memories, passes through D40, which provides a 0.7-volt drop, leaving slightly over 5 volts to power the logic. Similarly, power to memories IC14 and IC15 passes through D41, leaving slightly over 5 volts to power these IC's. Closing the SAVE switch allows a reduced keep-alive voltage to be applied to the memory IC's by way of diodes D42-D47, while turning off power to the remainder of the circuitry.

Touch switches

The bulk of the touch-switch circuitry is shown in Fig. 3. Two gates from CMOS quad NOR gate IC3 are connected together along with R68 and C34, to form an astable multivibrator that generates a 50 kHz squarewave. After being buffered by IC3-c these squarewaves serve as a common clock to all the touch-switch drivers, IC4, IC5, IC6, IC7, IC8 and IC9.

For example, when the SNARE switch is not activated, the squarewave signal from IC3-c is applied to the two inputs of gate IC8-a, which serves as an inverter. The resulting squarewave signal at the output of IC8-a charges C44 through D19. With this capacitor charged to the supply voltage, the output of inverter IC8-b is at a logic-low level—essentially ground—and the switch can be considered off.

Placing a finger on the SNARE touch pad at pin 6 of IC8 has the effect of placing a capacitor of several picofarads from this pin to ground. During the logic-high half-cycles of the squarewave clock, this capacitance is through D18, but during low half-cycles, the only discharge path for the capacitor is through R86. The net result is a charge build-up on

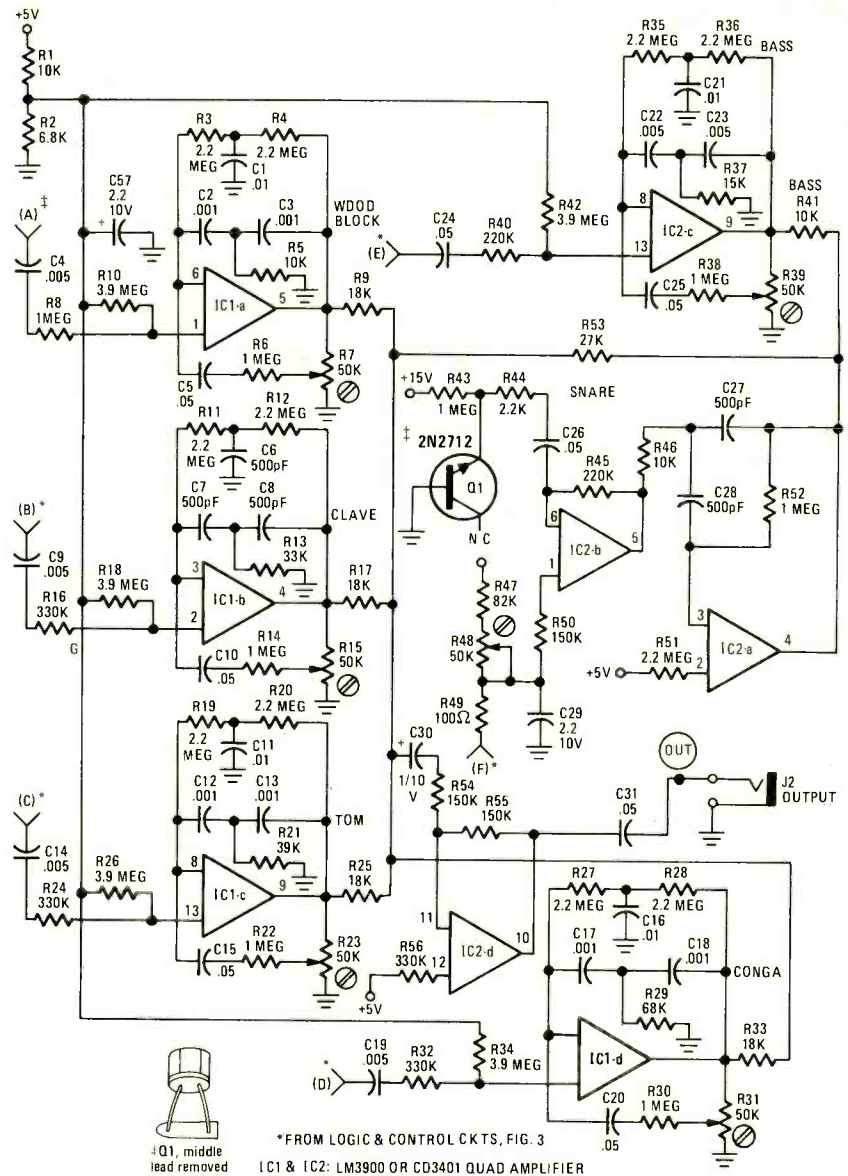


FIG. 1—DRUM OSCILLATORS. Transistor Q1 is selected for maximum noise.

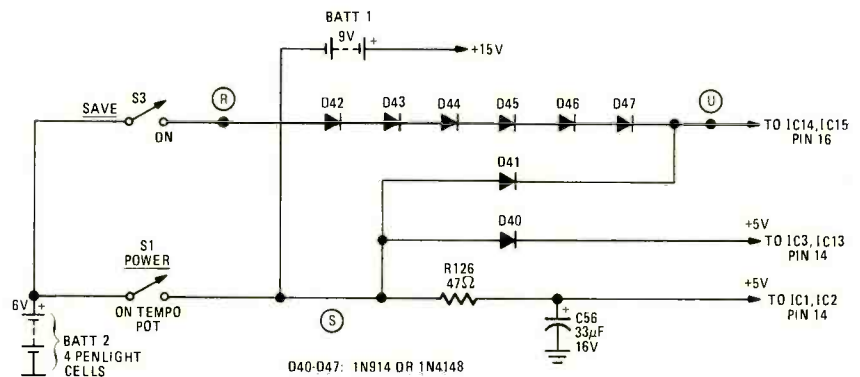


FIG. 2—POWER SUPPLY. Switch S3 permits the unit to be turned off without losing the contents of memory.

IC8-a pin 6 that holds this pin at a logic-high level and, consequently, the output (pin 4) at a low level. With D19 now reverse-biased, C44 discharges through R87. The output of IC8-b then switches to a logic-high level. Removing your finger allows the output of IC8-a to once again switch at the clock rate, allowing C44 to charge and the IC8-b output to

once again switch low.

The remaining stage of IC3 along with R69 and C35 forms a debounce circuit that momentarily turns off the clock buffer when a switch is released.

Memory-control logic

At the heart of the memory-control logic circuitry are the 2112-type memory

All resistors 1/2 watt, 10% or better, unless noted.

- R1, R5, R41, R46, R58, R60, R62, R64, R67, R121, R127—10,000 ohms
- R2, R65—6800 ohms
- R3, R4, R11, R12, R19, R20, R27, R28, R35, R36, R51—2.2 megohms
- R6, R8, R14, R22, R30, R38, R43, R52—1 megohm
- R7, R15, R23, R31, R39, R48—50,000-ohm trimmer, PC mount
- R9, R17, R25, R33—18,000 ohms
- R10, R18, R26, R34, R42—3.9 megohms
- R13, R108, R110, R112, R115, R117, R122—R125—33,000 ohms
- R16, R24, R32, R56—330,000 ohms
- R21—39,000 ohms
- R29, R57, R61, R63—68,000 ohms
- R37, R101—R104, R106, R107, R118—15,000 ohms
- R40, R45, R114—220,000 ohms
- R44, R113, R128, R129—2200 ohms
- R47, R116—82,000 ohms
- R49—100 ohms
- R50, R54, R55, R119—150,000 ohms
- R53—27,000 ohms
- R66, R94—R100—47,000 ohms

- R68, R105—4700 ohms
- R69—R93—680,000 ohms
- R109, R120—470,000 ohms
- R126—47 ohms
- R130—500,000-ohm log-taper potentiometer with SPST switch
- C1, C11, C16, C21, C33, C48, C54, C55—.01μF, 50 volt, ceramic disc
- C2, C3, C12, C13, C17, C18, C34, C52—.001μF, 50 volt, ceramic disc
- C4, C9, C14, C19, C22, C23, C32, C35—C47, C49—.005μF, 50 volt, ceramic disc
- C5, C10, C15, C20, C24—C26, C31—.05μF, 50 volt, ceramic disc
- C6—C8, C27, C28—500 pF, 50 volt, ceramic disc
- C29, C57—2.2μF, 10 volt, electrolytic
- C30, C50, C51—1μF, 10 volt, electrolytic
- C33—100 pF, 50 volt, ceramic disc
- C56—33μF, 10 volt, electrolytic
- D1—D47—1N914 or 1N4148
- LED1, LED2—light-emitting diodes (Texas Instruments TIL209B or equal)
- Q1—2N2712 specially selected noise transistor
- Q2—Q8, Q11, Q12—2N5129

- Q9, Q10—2N5139
- IC1, IC2—LM3900 or CA3401
- IC3—IC11—CD4001 quad NOR gate
- IC12—CD4024 seven-stage counter
- IC13—CD4013 dual-D flip-flop
- IC14, IC15—2112 256×4 RAM
- S1—SPST switch ONR130
- S2—SPST momentary-contact pushbutton
- S3, S4—SPST slide switches
- J1—insulated tip jack, red
- J2—2-conductor phone jack
- Misc.—two 9-volt battery clips, one battery holder for 4 penlight cells (Keystone type-182 or equiv.), one lug-type terminal strip (one lug grounded, two insulated).

The following are available from Paia Electronics, 1020 Wilshire, Oklahoma City, OK 73116:

Order No. 3750—Complete kit including all parts, case, step-by-step instructions. \$79.95 plus \$3.00 shipping.

Order No. 3750PC—Set of two etched, drilled and silkscreened circuit boards. \$15.00 plus \$1.00 shipping.

Oklahoma residents add state and local taxes as applicable.

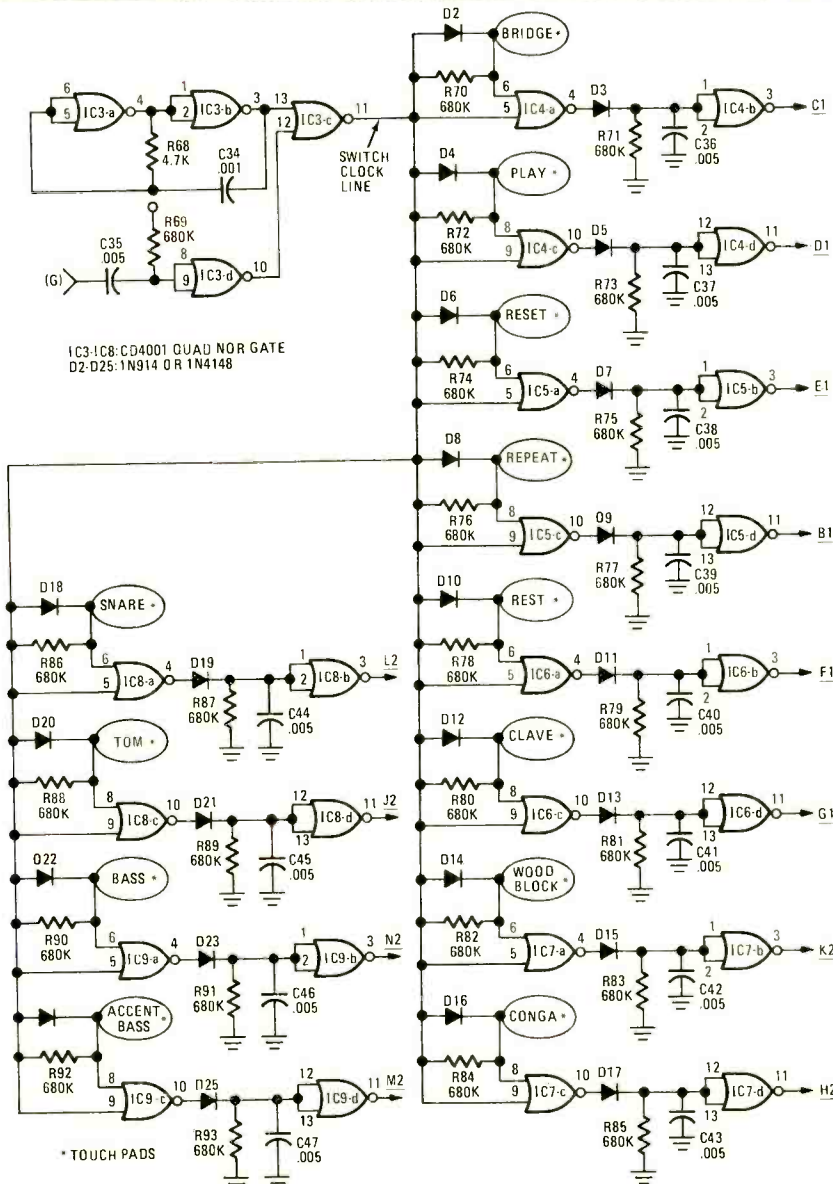


FIG. 3—TOUCH SWITCHES are capacitive sensitive. An earth ground must be provided for the unit for the switches to operate properly. This is usually provided by the shield of the output cable.

IC's 14 and 15. (See Fig. 4.) Each IC represents 1024 bits of memory organized as 256 4-bit words. The two IC's together, then, represents 256 8-bit words. Each bit in the word represents either a drum sound or a signal to reset the rest of the circuitry to the beginning of the pattern. A logic 1 stored in memory causes the corresponding drum to sound, and, if a logic 0 is written in a given memory location, then that location represents a rest.

Six address bits are supplied to the memory by counter IC12. The remaining two address bits are select lines that select one of four pages of memory. The first of these page-select lines originates at switch S4, while the second originates at bridge-select flip-flop IC13.

When the RESET pad is touched, several things happen simultaneously. The read/write (R/W) memory line goes high and the memory is in the read state. The address counter IC12 is also reset to address 000000. Flip-flop IC13-a is reset so that its \bar{Q} output goes high keeping the tempo clock from running. Finally, a clocking pulse is applied to flip-flop IC13-b so that the current state of the BRIDGE-SELECT touch pad appears at the Q output of IC3-b.

Touching the PLAY pad causes the \bar{Q} output of IC13-a to go low, which causes the tempo clock (IC10-a and IC10-b) to begin generating squarewaves at a rate set by TEMPO control R130. This clock signal is coupled by C38 to the input of inverter/buffer IC10-c, and in turn to address counter IC12, making it advance by one count for each cycle of the clocking waveform. Simultaneously, differentiating network R119, R120 and C52, buffered and inverted by IC10-d, produces a short pulse that activates the \bar{CE} input pins of the memories. When taken to a logic-low level, these \bar{CE} pins cause the data stored

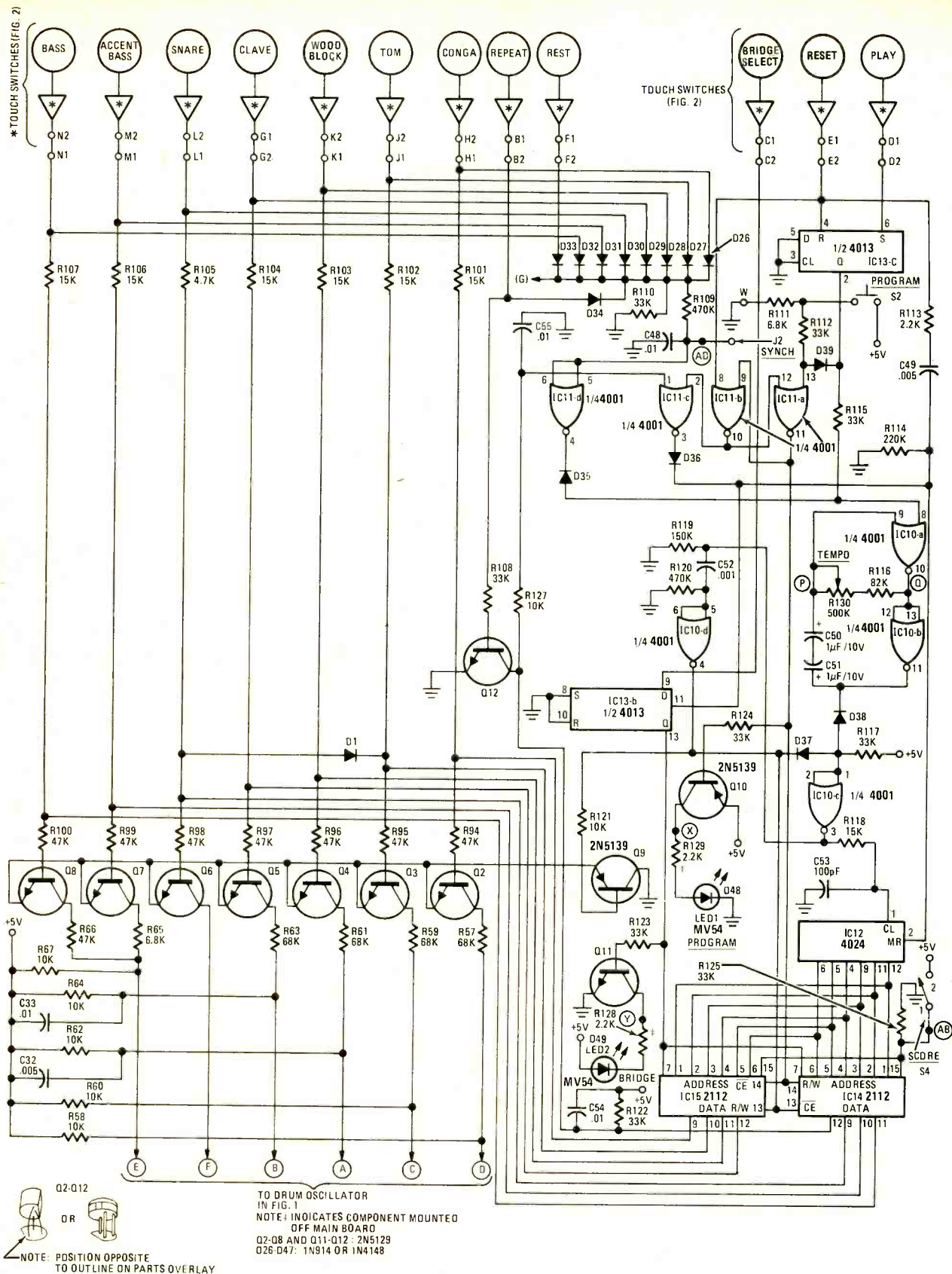


FIG. 4—LOGIC AND CONTROL circuitry. Memory is provided by two 2112-type RAM's.

in the memories at the location specified by the address lines to appear at the output of the memories and are fed to transistors Q2-Q8.

If the data stored is for a drum sound, one of the transistors Q2-Q8 is turned on, providing an activating pulse to the drum oscillators. If the data stored is a

repeat, this data (a logic 0) is applied to the collector of Q12 (which will be cutoff under these conditions) and through R127 to one of the IC11-c inputs, causing this gate's output to go high. This produces the same effects as the RESET pad except that the Play flip-flop (IC13-a) is not reset.

If the BRIDGE-SELECT pad had been touched at the time the repeat data occurred, the output of bridge-select flip-flop IC13-b would have changed state, selecting the page of memory corresponding to the setting of the front-panel SCORE switch S4.

continued next month

Hobby Computer Main-Frames

main-frame /'mān-,frām/ *n*: COMPUTER; *esp*: a cabinet housing the computer itself as distinguished from peripheral devices connected with it; a cabinet containing a motherboard and power supply intended to house the CPU, memory, I/O ports, etc., that comprise the computer itself.

CHESTER H. LAWRENCE




IF A HOBBY COMPUTER HAS A HEART, IT MUST BE the main-frame. And when we started to assemble this story we were going to cover only main-frames. But once we got started we found that if we followed our original premise we would have to omit many popular and interesting machines and accessories. Therefore, we have taken some liberties and stretched the definition to include other devices and systems. What we have ended up with is a directory of hobby computer manufacturers and a condensed listing of items each one makes.

Wherever possible we have included model numbers and prices. In all instances we have provided the manufacturer's address. Write him for more information and when you do, tell him you read about his product in *Radio-Electronics*.



Apple Computer

Two completely assembled systems. Apple I with 4K RAM \$475; with 8K RAM \$575. Cassette interface board \$75. Variety of tape cassette programs available. Apple II with 6502 CPU operates at 1 MHz includes 8K RAM, molded plastic case, keyboard, power supply, game paddles, carrying case, cords and cables, with 4K RAM \$1298, with 8K RAM \$1398; with 12K RAM \$1498; with 16K RAM \$1698 in steps up to maximum of 48K RAM \$2638. Color graphics capability. Apple Computer Inc., 20863 Stevens Creek Blvd., Cupertino, CA 95104




Artisan Electronics

Model 85 microcalculator for use with 8-bit microprocessors has scientific calculation capabilities for scientific, engineering, mathematical or statistical problems. When combined with microprocess a programmable scientific calculator is formed, \$189. Artisan Electronics, 5 Eastmans Road, Parsippany, NJ 07054




Canada Systems Inc.


No main-frames here, but there are four S-100 compatible circuit cards. If your system needs to know what time it is try the CL2400 real-time clock board. It's a self-contained time keeping unit. No processor time is required. Kit \$98, assembled \$135. Then there's the PC3200 power control system that allows microcomputer control of AC power line Switching. The system has three elements; PC3202 single outlet power logic control unit kits \$39.50, assembled \$52; PC3216 16-channel control logic interface kit \$189, assembled \$240; PC3232 32-channel control logic interface, prices not available. That's Canada Systems Inc, (Formerly Comptek), 1353 1/2 Foothill Blvd., P.O. Box 516, La Canada, CA 91011



Compucolor

Makes the 8001 8-color personal computer. It consists of a stand alone CRT and microcomputer with both computation and graphics capabilities. Comes assembled only, uses Intel 8080 CPU, has 34 I/O ports and a color display with a 75-MHz bandwidth. Price \$2750. Available options include light pen, floppy tape and mini disk. Compucolor Corporation, P.O. Box 569, Norcross, Georgia 30091





Computalker

A speech synthesizer that is a high-quality voice generator designed for S-100 I/O bus configuration used in Altair, Isai and Polymorphic computers. Synthesizer is controlled by 9 acoustic phonetic parameters transmitted on the microcomputer data line. CT-1 Speech Synthesizer \$395 including users manual, monitor and data tapes. Demonstration Cassette \$2.95. Computalker Consultants, P.O. Box 1951, Santa Monica, CA 90406




Cromenco

Microcomputers and peripherals. Z-1 computer system uses Z-80 with a 4-MHz clock rate. S-100 bus. Comes with 8K RAM, 8K PROM, 1K resident monitor, power supply, capacity for 21 boards; assembled only \$2495. Z-2 computer system; 4-MHz Z-80, 21 card slots, s-100 bus; kit \$595, assembled \$995. Joystick console with speaker; kit \$65, assembled \$95. TV Dazzler turns color TV into display system; kit \$215, assembled \$350. TU-ART interface has two serial I/O ports, two 8-bit parallel I/O ports and 10 independent interval timers; kit \$195, assembled \$295. Multichannel analog interface; kit \$145, assembled \$245. 16K PROM card with address anticipation and bank select; kit \$145, assembled \$245. Bytesaver memory board and PROM programmer; kit \$145, assembled \$245. 16K RAM card with bank select; kit \$495, assembled \$795. 4K RAM card with address anticipation and bank select; kit \$195, assembled \$295. Cromenco Inc., 2400 Charleston Rd., Mountain View, CA 94043



The Digital Group

Everything from software to systems. Compatible system with plug-in boards. Users choice of Z-80, 8080A, 6800 or 6502 CPU—each a plug-in board. Four board Z-80 system includes 10K memory, 12-amp power supply, standard motherboard and cabinet; kit \$895, assembled \$1295. Three other system packages also available. Seven system package options. If system selected with 8080A deduct \$50. With 6800 deduct \$50. With 6502 deduct \$100. I/O card; kit \$65, assembled \$95. TV readout and audio cassette interface; kit \$130, assembled \$195. 64 X 64 color graphics interface; kit \$175, assembled \$225. Digital cassette storage drive \$115 assembled. monitor \$175 assembled. 96-column printer and interface; kit \$495, assembled \$595. Four power supplies, nine cabinets, assorted accessories and documentation. The Digital Group, P.O. Box 6528, Denver, CO 80206



Dynabyte

Six items, all circuit boards, all assembled, all S-100 bus. There's a 16K dynamic RAM module for \$399; two 16K static RAM modules — one for \$555, the second for \$525; two 32K static RAM modules — one for \$995, the other for \$925; a naked terminal module at \$350 completes the line. Dynabyte Inc., 4020 Fabian Way, Palo Alto, CA 94303



Franklin Electric

S-100 I/O interface and memory boards. I/O kit provides 3 serial, 1 parallel port; kit \$150, kit with sockets \$165, assembled \$235, without sockets \$235. 8K static RAM memory. 450-nS; kit \$249, with sockets \$235. Assembled \$295 with sockets, \$280



without. 250-nS kit \$275, with sockets \$289. Assembled \$330, without sockets \$315. Franklin Electric Company, 733 Lakefield Road, Westlake Village, CA 91361

Heath Company

Two computer families plus a substantial line of accessories. All items in kit form. H8 computer has 8080 CPU and intelligent front panel \$375. Requires at least one memory board. H8-1 8K memory board supplied with 4K static RAM \$140. Expansion memory kit H8-3 \$95. Serial I/O and cassette interface \$110. H-11 computer with LSI-11 16-bit CPU \$1295. Accessories for H-11 include H11-1 4K memory expansion module \$275. H11-2 parallel interface \$95. H11-5 serial interface \$95. H11-6 extended arithmetic chip \$159. For both systems there's an H-9 video terminal \$530. H-10 paper tape reader/punch \$350. DEC Writer II keyboard Printer Terminal \$1495. Software kits, manuals kits and cassette recorder also available. Heath Company, Benton Harbor, Michigan 49022

Infinite

Microprocessor designed for use as training device. RCA COSMAC processor. UC1800 kit \$389. Assembled with cabinet \$495. Infinite Inc., 1924 Waverly Place, Melbourne, FL 32901

Info 2000

Info 2000 adapter for S-100 bus systems to interface PERSCI disc drives; \$120 kit, \$195 assembled. \$40 optional 1K RAM. \$120 optional EPROM 3K. INFO 2000 adapter for Digital Group Z-80 computers same prices. Add \$90 for optional RS-232 port. Add \$70 for second optional RS-232 port. INFO 2000, P.O. Box 3196, Culver City, CA 90230

IOR

VDS2K⁺ video system, S-100 compatible, circuit card. Produces 30 lines of 64 characters. Kit \$399. IOR, Box 28823, Dallas, TX 75228

Kent-Moore Instrument

S-100 circuit cards. Alpha-video display module generates 16 lines of 32 characters upper and lower case, \$107. Also available RAM memory boards for S-100 bus; 4K boards \$107, 8K RAM \$197, 8KZ (fat) RAM - 250-nS \$217. Kent-Moore Instrument Company, P.O. Box 507, Industrial Avenue, Pioneer, Ohio 43554

Matrox Electronic Systems



A line of S-100 peripherals includes two TV CRT controllers. The ALT-256 a 256 X 256 high resolution graphics controller \$395 assembled. ALT-2480 a 24 line X 80 character alphanumeric controller \$295 assembled. Matrox Electronic Systems, P.O. Box 56, Ahuntsic Stn, Montreal, Que Canada, H3L 3N5


Microtronics

Paper tape reader Byte Reader has LED data bit indicators, Lite Optimizer senses intensity of external light and adjusts sensitivity of photo transistors; kit \$69.95, assembled \$84.50. Microtronics, P.O. Box 7454N, Menlo Park, CA 94025

Micronics


S-100 compatible Better Bug Trap to speed software debugging. \$160 assembled. Micronics Inc., P.O. Box 3514, Greenville, NC 27834





Midwest Scientific Instruments

6800 computer system. SS-50 bus compatible with SWTP 6800 system. Computer system kit including chassis and hardware, power supply, mother board and connectors, CPU board and monitor, 8K RAM memory board, interface adapter board and serial interface board; \$595, assembled \$335. Additional 8K RAM; \$225, assembled \$335. B-100 terminal; kit \$1400, assembled \$1400. HSP-1 printer \$1195. FD-8 floppy disk memory system single drive kit \$1150. Dual drive kit \$1950. Single drive floppy assembled \$1395. Double drive assembled \$2295. Midwest Scientific Instruments, 220 West Cedar, Olathe, KS 66061



Mijobe

Altair 8800 power supply replacement kit. Just under \$60. Mijobe Corp., 657 N. Benson, Upland, CA 91786

MiniTerm Associates

Merlin Video Interface system, an ASCII/Graphics video interface for S-100 bus microcomputer systems. Super dense graphics board for use with the Merlin graphics system displays up to 64,000 graphics dots in a 320H X 200V array. Keyboard interface kit, Minifloppy interface plus lots of software. Merlin; kit \$269, assembled \$349. Super dense; kit \$39, assembled \$54. Keyboard interface; kit \$20. Minifloppy interface; kit \$260, assembled \$329. Shugart SA400 minifloppy drive \$390. Dual minifloppy \$499. Assorted software from \$25 to \$40. MiniTerm Associates Inc., Dundee Park, Andover, MA 01810



Mits Division of Pertec

This is the company that started it all by manufacturing and producing the first hobby computer. Today they offer a complete line of hobby computers, peripherals and accessories. Here are the highlights of their 14-page catalog. Main-frames: Altair 8800B includes CPU boards, interface buffer board, case power supply, fan, front panel, memory not included; kit \$750, \$995 and \$1070 assembled. Altair 680B with CPU board, case, 1K static RAM, 256 bytes of PROM, ACIA serial interface port, front panel and power supply; kit \$395, assembled \$495.



There are nine mass storage items from a disk controller and drive for \$1430 kit, assembled \$1750; to a hard disk controller at \$7995 assembled; to a cassette interface kit at \$114, assembled \$195.


In memory there are five items from a 4K RAM board; kit \$155, assembled \$255; to a 16K static RAM board; kit \$680, assembled \$785.


Then there are all kinds of I/O boards, terminals and printers, and software. Mits, 2450 Alamo SE, Albuquerque, NM 87106



MPI

Printers are their specialty. The MP-40 is a self contained matrix printer that has a print line capacity of 40 characters at 12 characters per inch. It will crank out 75 lines a minute. \$425 assembled for the parallel ASCII version. \$359 for the parallel LCP and \$575 for the serial SSP. Interface boards are \$125, \$150 and \$275. In kit form a naked printer consisting of the print mechanism and interface/power

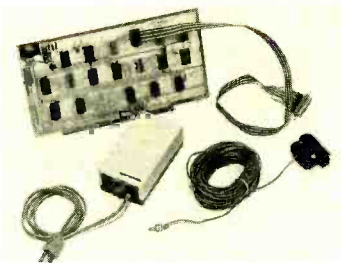




supply board and all electronic components packaged as a KP-40 is \$179. A case is \$89 additional. MPI, Micro Peripherals Inc., P.O. Box 22101, Salt Lake City, UT 84122.


Mullen Computer Boards

Two special-purpose board kits for the S-100 bus. First an opto-isolator/relay control board kit for \$117 that permits your computer to interface with all kinds of control applications — motors, alarms, lights, audio signals, etc. Second an extender board with built-in logic probe \$35. Both from Mullen Computer Boards, Box 6214, Hayward, CA 94545



National Multiplex Corp

Universal 8, a computer main-frame with a 25-amp power supply and input port available from front panel switches. Can be used with S-100 bus or SWTP 6800 bus (SS-50). Main-frame kit, less mother board \$200. Other boards for this main-frame include Z-80 MPU; kit \$150, assembled \$200. 8080 MPU; kit \$120, assembled \$170. 8085 MPU; kit \$140, assembled \$190. 8K RAM S-100, 250-nS mother board \$35. For SWTP \$40. National Multiplex Corp. 3474 Rand Avenue, Box 288, South Plainfield, NJ 07080



North Star Computers

Horizon-1 includes a Z-80A processor, 16K RAM, minifloppy and 12-slot S-100 mother board with serial interface; kit \$1599, assembled \$1899. Horizon-2 is same system with dual disk drive; kit \$1995, assembled \$2349. Additional S-100 boards include a hardware floating point at \$259 kit, assembled \$359. 16K RAM boards at \$399 kit, assembled \$459, with optional parity check and additional serial and parallel I/O ports at \$39 kit, assembled \$59. North Star Computers Inc., 2465 Fourth Street, Berkeley, CA 94710

Objective Design

A programmable character generator for S-100 computers that permits the generation of any special characters required by the user. Includes keyboard interface and dual joy-stick interfaces. Magnetic tape controller for S-100 computers on a single card, available in several different versions. S-100 cardframe panel set of front and rear panels with instructions for assembly of a 12 and a 22-slot cardframe. Objective Design Inc., P.O. Box 20325, Tallahassee, FL 32304



Ohio Scientific

Model 500 is a 6502 running a 1 MHz with 512 bytes of PROM, 8192 bytes of ROM containing 8K basic and 4096 bytes of RAM for user programs. Boards only \$298. 500-1 computer with case, power supply, reset switch and terminal connectors \$429. 500-8 same board in a 8-slot case with power supply \$629. Also complete Challenger computer system including main-frame with 16K RAM, serial interface, system monitor PROM and bootstrap PROM, single drive floppy, monitor and keyboard. \$2599, without terminal \$2099. Ohio Scientific Instruments, 11679 Hayden Street, Hiram, Ohio 44234



Oliver Audio Engineering

A line of support "tools" for 8080-based






computers. The CA-80/48 cross assembler an 8K assembler that makes it easy to compose, edit, print and store programs for 8048 computer modules. The PP-2708/16 PROM programmer for \$249 kit, assembled \$299. And the PP-8748 programmer \$249 kit, assembled \$299. Oliver Audio Engineering, 1143 North Poinsettia Drive, Los Angeles CA 90046


Parasitic Engineering

Equinox 100 kit includes power supply, front panel/CPU board, busboard, fan, cabinet, 2 edge connectors plug 2 hardware kits with handle, cord storage, tilt-up stand, hinged top panel, wiring channel and 18 edge connectors. \$799. Available separately, without CPU/front panel board. Complete line of Thinkertoy Products fit and complement the Equinox main-frame. Parasitic Engineering, P.O. Box 6314, Albany CA 94706




Percom Data

Cassette interfaces. CI-812 is both a cassette and RS-232 data terminal interface that plugs into S-100 bus. 300-baud rate can be extended to 2400-baud; kit \$89.95, assembled \$119.95. Another unit is made for the SWTP 6800. It's the model CIS-30; kit \$69.95, assembled \$89.95. Percom Data Company Inc., 4021 Windsor, Garland, TX 75042




Processor Technology

Computer systems and subsystems. Subsystem B for S-100 computer systems includes a memory module, three I/O modules, a general purpose memory and software. There is a choice of three memory modules 4K RAM, 8K RAM or 16K RAM. A VDM-1 module interfaces the computer with a TV monitor. The Computer Users Tape System module interfaces with a cassette recorder. Also available is complete SOL computer system. Processor Technology Corp., 6200 Hollis Street, Emeryville, CA 94608



Quay

Microcomputer kit for the hobbyist. Single board system is complete with Z-80 microprocessor, 2.5-MHz clock, PROM resident monitor, 1024 static RAM, parallel I/O, sockets for up to four 1024 X 8 EPROMS, EPROM programmer board, sockets, documentation; kit \$450, assembled \$600. Quay Corporation, P.O. Box 386, Freehold, NJ 07728




Radio-Shack

Low cost TRS-80 system available assembled only. Consists of video terminal, keyboard housing Z-80 computer main-frame with 4K memory (expandable to 16K), cassette interface, cassette recorder and power supply. \$599.95. Keyboard computer alone less video display and cassette recorder \$399.95. Radio-Shack, Forth Worth, TX 76107

Smoke Signal Broadcasting

A broad line of products for the SWTP SS-50 bus. An abbreviated rundown shows a BFD-68 Single Drive disk system for \$795. A triple drive BFD-68-3 disk system for \$1479. An 8K EPROM board for \$179, a PS-1 power supply kit for \$24.95. A 16K static memory system for \$529. A super editor for \$29. You'll want the whole catalog. Smoke Signal Broadcasting, Box 2017, Hollywood, CA 90028



continued next month



Videotape Recorders For 1978

After numerous false starts, design engineers have developed home VTR's that are viable and promising. Here's a review of what's on the market.

FRED PETRAS

IN CASE YOU HAVEN'T NOTICED, 1978 IS ON its way to being *the* year for HVTR—the Home VideoTape Recorder. Before you say, "I've heard that song before," let's say that we, too, have heard it, believed it and been disappointed. This year, however, we don't expect to be disappointed.

There seems to be plenty of evidence to support our belief in the form of actual products in the marketplace, a hefty sales base established in 1977 and a strong consumer belief in HVTR as a viable product that has finally come of age after 15 years of trial-and-error development and marketing.

Much of what has happened since our last look at HVTR (*Radio-Electronics*, June, 1976) is centered around a change in attitudes and efforts of the companies that make up the HVTR industry. These companies have come to realize that the corporate ego battles they have been fighting have cost them untold millions in wasted research and development costs and in sales that have *not* been rung up because consumers have been presented with too many forms of proprietary, incompatible equipment. They have decided not to waste any more money but rather *make* money and perhaps recoup their losses. In effect, manufacturers have stopped worrying about ego—defined as "value, standing, dignity, prestige"—and are united in putting across HVTR—even if it involves diverse approaches.

While these diverse approaches (there are six in all) still represent more incompatibility than consumers should ideally

be faced with, there is strong hope, and some proof, that the new crop of systems can coexist, as, for example, in the audio field where the consumer can choose six kinds of tape (reel, cassette, cartridge, Elcaset and two forms of micronini cassette). What the consumer sees today is not just a few companies meagerly promoting *proprietary approaches* to HVTR, but nearly all the major TV/home electronics companies touting

HVTR on a grand scale as the most dramatic home entertainment *concept* that has come along since the birth of television. While the consumer still has to make a choice, it is within the framework of a total concept he can now believe in since it has the backing of an entire industry, and is an industry in itself.

What has also happened since our last look at HVTR is that videotape equipment manufacturers have decided to cut

MAJOR HALF-INCH VIDEOCASSETTE SYSTEMS

Format	Brand	Suggested Price	Manufacturer
Beta 1	Sony Betamax	\$1300	Sony
	Sony ^a	\$1000	Sony
Beta 2	Sears ^a	\$1000 ^b	Sony
	Sony	\$1300 ^c	Sony
	Toshiba	\$1300	Toshiba
	Zenith	\$1300 ^d	Sony
	Sony	\$1050	Sony
V-Cord Two	Hitachi	NA	Hitachi
	JVC	\$1280 ^e	JVC
	MGA	\$1250	JVC
	Sharp	NA	NA
VHS 2	Magnavox	\$1075-\$1095	Matsushita
	Curtis Mathes ^f		Matsushita
	Panasonic	\$1095	Matsushita
	RCA	\$1000	Matsushita
	Sylvania	NA	Matsushita
	GE	NA	Matsushita
VHS 4	Quasar	\$895	Matsushita

^a Single-speed.

^b Expected price.

^c Also console with 19-inch color chassis for \$1995.

^d Also console with 25-inch color chassis for \$2600.

^e With timer.

^f Console with 25-inch color chassis, AM/FM stereo radio, 8-track cartridge recorder/player and cassette recorder/player and 14 speakers for \$3995.


off the videodisc "at the pass," so to speak, by developing more viable, more flexible formats. Their reasoning is that if the tape formats become entrenched, the disc formats will have a tough time winning their share of the market and will exist only on a low-interest level, or fall by the wayside.

The main sales pitch of suppliers is that HVTR's offer both record and play capability, and at best, videodiscs can offer only one-hour play time while videotape offers up to six times as much. Suppliers also stress that HVTR's recording capability enables the consumer to record programs he might otherwise miss because of simultaneous scheduling and to view them any time that he, rather than a network, prefers.

The HVTR market

Having met and, in some cases, exceeded their sales projections for 1977, HVTR manufacturers are bullish about 1978 and beyond: Here's how the market looks to them:

Sony Corporation expects sales of its



ZENITH MODEL JR900W videocassette recorder has a suggested retail price of \$1300.

Beta systems in the United States under its own and other brand names to be about 200,000 units, a third of its worldwide sales. Furthermore, the company predicts the industry is heading for "an estimated \$1 billion in sales by 1980."

RCA says, "The home videocassette recorder market will reach the billion-dollar annual sales level in three years—by the end of August, 1980. The industry will sell 750,000 units in 1978, and well



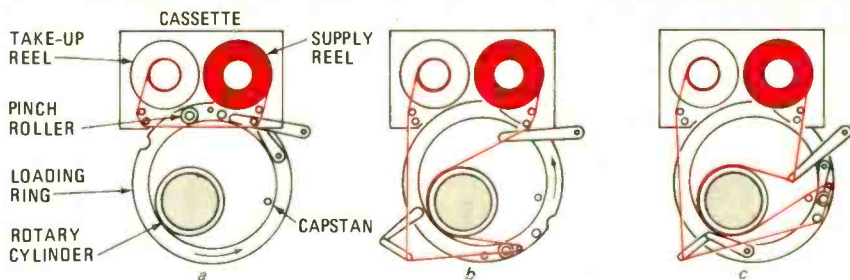
JVC's VIDSTAR VHS SYSTEM consists of 2-hour videocassette recorder/player; Vidstar camera and color camera adapter; and videocassettes with 2-, 1- and 1/2-hour playing times.

over a million will be sold in 1979."

Toshiba predicts sales of 500,000 units for the industry in 1978.

Magnavox is "conservatively" predicting industry sales of half a million units in 1978.

Panasonic sees the industry selling "between 500,000 and 750,000 units in 1978.



BETAMAX TAPE LOADING SYSTEM. The initial starting point of the system with the cassette inserted is shown in *a*. When loading starts, the loading ring rotates counterclockwise and draws tape out of cassette and around the rotating cylinder as shown in *b*. (Rotating cylinder contains video recording and playback heads.) When tape loading process is completed, loading ring clamps tape between capstan and pinch roller as shown in *c*.

In 1979 we'll see an increase—we can't say precisely how big."

JVC expects the industry to sell 400,000 units in 1978, 600,000 in 1980 and 800,000 in 1981.

Sanyo states: "Some of the predictions made by others are not realistic. HVTR will be a good, strong market in 1978, but we tend to think that overall sales will be somewhere under 200,000 units."

A Gallup survey, commissioned by Sony-Paramount and other interested parties, estimated that HVTR, at current prices, has a sales potential of 5 million homes. A consultant on the project estimated that 2 million homes would have HVTR's by 1980.

Another survey conducted by Arthur Little predicts that by 1985, movie houses will be obsolete as a result of viewers switching to projection TV's fed by HVTR's, CATV and videodiscs (should they actually become a viable reality). The prediction hinges on expectations that HVTR prices will drop sharply as sales increase.

HVTR systems

There are four basic HVTR systems in the consumer market, plus two variations, for a total of six. They are:

1. The Beta (or Betamax) format developed by Sony at a reported cost of \$33 million. This format is available as *Beta 1* and *Beta 2* in several brands, the numbers originally standing for hours of record/play time.

2. The VHS formats, consisting of VHS 2 developed by JVC and VHS 4 created by the parent company Matsushita, in at least six brands, with the numbers standing for operating times.

3. The V-Cord Two, the first long-playing HVTR developed by Sanyo and marketed under that brand name, providing up to two hours of operating time.

4. The VX-2000, also known as the *Great Time Machine*, developed by Matsushita, offering up to two hours of operation and marketed in the U. S. under the Quasar name.

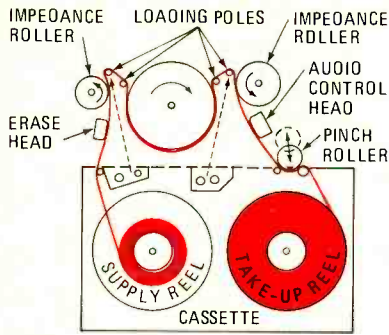
The four basic systems are mutually incompatible. But the Beta systems are compatible in the one-hour speed (with exceptions). The VHS systems are also compatible at the higher (two-hour) speed.

What helps the industry is that, in addition to having some equipment compatibility, the brand-oriented consumer has an option of brand names within the Beta and VHS formats. If he buys a Beta 1 unit bearing the Sony name, he can exchange one-hour tapes with a friend who owns a two-speed Beta 2 machine marketed under the Sony, Toshiba or Zenith brand names (but *not* the one-speed Beta 2 offered by Sanyo and Sears). Tapes made on VHS 2 machines can be played on units bearing the JVC, Hitachi, MGA and Sharp names. These same two-hour tapes can also be played on VHS 4 machines in the VHS 2 operating mode. At the moment, RCA is hedging a bit on the compatibility between its VHS 4 machines and those bearing other names. While RCA guarantees compatibility between its model and others in the two-hour mode, with respect to the four-hour mode, it says there might be "a slight degradation noticeable in interchange of tapes and machines" in that speed, and that "slight tracking errors might be possible." A spokesman for Matsushita/Panasonic stated the company "guarantees perfect compatibility between VHS 4 machines in the four-hour mode. Should there be some slight difference in picture quality, it's just a matter of adjusting the tracking control."

Let's take a look at some of the basic operating characteristics, specifications and features of the individual formats:

Beta 1 and Beta 2: Rotary two-head helical scan system. Video signal: EIA standard, NTSC type color. Tape speeds: 1.57 IPS for Beta 1; .79 IPS for Beta 2. Video signal-to-noise: better than 40 dB. Horizontal resolution: monochrome, more than 280; color, more than 240 lines. Uses 1/2-inch tape in 3/4 × 6 1/8 × 1-inch cassette.

Beta units attach to TV set antenna terminals. Piano-key operating controls include eject, rewind, stop, play, fast forward, and record. Other controls and facilities include a tracking control, pause switch, power pushbutton, channel selectors, fine tuning, AFT pushbutton, memory switch, reset pushbutton for tape counter, program selector and camera input jack. Built-in or optional timers permit recording when you are not there. A key feature in the Sony *Betamax model SL-*



VHS TAPE LOADING SYSTEM. When the cassette is inserted, two sets of loading poles draw the tape out of the cassette and around the rotary cylinder. The tape is in contact with more than half the circumference of the rotary cylinder, which contains the video recording and playback heads. The impedance rollers spin as the tape is supplied to insure smooth tape travel. Simultaneously, the pinch roller shifts toward the cassette and clamps the tape against the capstan.

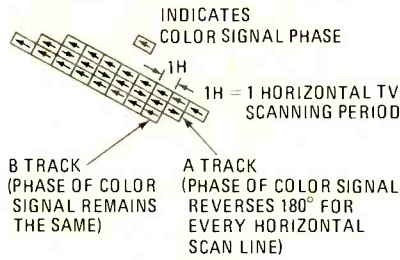
8200 is SNRS (Sony Noise-Reduction System) to stabilize performance and retain a high-quality picture.

Beta owners can watch one program on the TV set to which the unit is attached, and simultaneously record a program from another channel via the unit's built-in tuners. Blank tape prices are about \$12.45 for one-hour, and \$16.95 for two-hour tapes.

VHS 2 and VHS 4: Rotary two-head helical scan system. Video signal system: EIA standard, NTSC-type color. Tape speeds: 1.32 IPS for VHS 2; .66 IPS for VHS 4. Video signal-to-noise: better than 43 dB. Horizontal resolution: more than 240 lines in color mode. Uses 1/2-inch tape in 4.1 x 7.4 x .98-inch cassette.

The VHS 2 and VHS 4 units attach to TV sets via their antenna terminals. The VHS 2 unit, as supplied by JVC, has eight operating controls for pause, audio dub, record, rewind, stop, play, fast forward and eject. Other features include a timer select switch, microphone jack, tracking control, search control (which lets you easily and automatically rewind tape to a predetermined point), tape counter, recording selector (selects between TV or an auxiliary program source), UHF and VHF tuners and automatic fine tuning button. There's a built-in LED clock timer for recording when you are away or occupied. A built-in tuner permits you to simultaneously record one TV program as you watch another.

The VHS 4 unit, as supplied by Matsushita for RCA, Panasonic, Magnavox, etc., is similar in basic specifications and operating features to the JVC VHS 2 unit, except for four-hour record/play capability plus switchable two-hour capability. The two formats are totally dissimilar in appearance, with the VHS 2 somewhat smaller. VHS 4 units offer a memory switch that can be set to find any particular point in a tape. They also offer a remote pause control, with a 20-foot-



BETAMAX FORMAT. Tracks are recorded obliquely to the direction of tape travel. To prevent chrominance signal crosstalk between recorded tracks, each alternate track is recorded so that the phase of the chrominance signal is reversed 180-degrees for each horizontal scan line.

long cord, to delete segments of material while recording or to interrupt playback. A special feature is automatic dehumidification for humid operating conditions. Available as options are: two black-and-white cameras—one for \$300 with flip-up viewfinder and one that sells for \$400 with zoom lens and a through-the-lens viewfinder—and a microphone that sells for \$10.95. Blank tape prices in the JVC VHS 2 format are \$15.95 for one-hour tapes, and \$19.95 for two-hour tapes. In the VHS 4 format, prices are \$17.95 for two-hour tapes, and \$24.95 for four-hour tapes.

V-Cord Two: Rotary two-head helical scan system. Video signal system: EIA/NTSC standard. Tape speed: 2.91 IPS for one-hour operation; 1.45 for two-hour operation. Video signal-to-noise ratio: better than 44 dB. Horizontal resolution: color, 250 lines; monochrome, 300 lines. Uses 1/2-inch tape in 4 1/16 x 6 3/16 x 1-inch cassette. Note: In the one-hour standard mode, the set operates as a rotary two-head helical scan, for full field recording and playback. In the two-hour long-playing mode, it operates as a rotary single-head helical scan, for skip-field recording.

The V-Cord Two attaches to antenna terminals of a TV set, or via a standard 8-pin connector to the video monitor/TV receiver for off-the-air recording. Piano-key operating controls are: audio dub, record, play, fast forward, rewind, stop and eject. Other controls and features include a power on-off switch, locking pause control (which can be used for "stop-action" capability), a source control, a speed selector, a microphone input jack, a VTR input control, digital counter with memory and automatic fine tuning. Built-in UHF and VHF tuners provide off-the-air recording independent of the TV set to which the unit is attached. Available as an option is a digital clock timer with LED readout for automatic recording while you are away. Blank tape costs \$19.95 for a two-hour cassette.

VX-2000 Great Time Machine: Alpha Scan single-head scan system. Video signal systems: NTSC. Tape speed: 2 IPS. Video signal-to-noise ratio: better than 42 dB. Horizontal resolution: black-and-white, 240 lines; color, 220 lines. Uses 1/2-

inch tape in 8 3/8 x 5 3/4 x 1 3/4-inch cassette. Play/record time per tape: two hours.

The VX-2000 connects to TV set antenna terminals. Piano-key controls are: fast forward, rewind, play, monitor, stop, off-on. Other controls and features include: eject, auto stop, antenna selector, pause/stop level, UHF and VHF selectors, start and automatic fine tuning.

Available as a \$50 option is a presettable timer for automatic recording. Also available is a remote pause/stop control for editing out commercials or other material during recording. Taping one program is possible while you view another program via a built-in tuner. A special feature is a switchable video head dehumidifier to counteract formation of moisture on the recording head under high-humidity conditions, or if the machine is moved suddenly from a cold to a warm environment. Blank tape prices are: \$16.95 for one-hour tapes; \$19.95 for 100-minute tapes; and \$24.95 for two-hour tapes.

While most of the Beta and VHS units look quite similar, this is only temporary. Some units under contract production will be face-lifted with proprietary designs. In some cases, manufacturers will shift from contract sourcing to their own production, with individual designs. Eventually, HVTR's will look as similar or as dissimilar as audio tape recorders do today.

The same design changes will apply to features. Currently some firms are locked into machines made for them for marketing under their own brand names. As



QUASAR'S GREAT TIME MACHINE features AlphaScan single-head video recording system. Cassettes, available at extra cost, record and playback up to two hours.

initial production problems ease up, it will be possible for those firms to obtain units made with special features that may not be offered by the OEM suppliers in their current models.

Playing times

While the operating time of the VHS 4 system obviously has an edge over that of the other systems, this advantage will be reduced to some extent in the Beta formats. Sony decided to improve its position by lengthening the operating time of its hardware through an upcoming new tape (L-750) that offers a longer record/play time. The end result is that the Beta 1 machines can function for 1 1/2


hours, and the Beta 2 machines, for three hours-per-cassette.

Simultaneously, Sony announced a \$100 changer that allows two Beta cassettes to be played (or recorded) successively for up to six hours of programming. (During recording, the user loses 10 to 12 seconds of program material in the changing cycle between tapes.)

Camera equipment

While the home videocassette user has it made in terms of off-the-air color recording, his lot is not as happy in terms of do-it-yourself "live" color recording. At press time, only three color cameras that could be classified as "consumer-type" were available—at prices *higher* than those of the HVTR's they'd be used with. One color camera from JVC, priced at \$1500, uses two 2/3-inch vidicon tubes and has an optical viewfinder. Another camera from Toshiba, priced at \$1700, uses a single 1-inch vidicon tube with a stripe filter and has an optical viewfinder. Another version of the Toshiba model, offered under the GBC brand name, is priced at \$1595.

If color is a must, you have to dig deep into your wallet. Or you can settle for black-and-white programming and use cameras in the \$260-to-\$400 range, as



SONY MODEL SL-8200 BETAMAX. Each cassette has a two-hour record/playback capacity.

offered by the companies supplying recorders as well as camera specialty firms.

As for recording sound, it's no-sweat proposition; the video cameras have built-in microphones. Also, some cameras connect into the remote-pause-control connection, thus enabling you to turn the HVTR on and off from the camera.

Prerecorded tapes

Beta and VHS HVTR equipment owners will not suffer a lack of prerecorded tapes. They will have a substantial variety of choices initially (over 1000 tapes in the Beta format at press time), and eventually will have a vast library from which to satisfy most tastes. Furthermore, in many instances, they need not *buy* the tapes; they can *rent* them.

The prime candidates for videocassette programming are movie films. Already available are many recent and ancient classics from several major film companies; recent hits (great and not-so-great); the mixed-bag products of secondary pro-

ducers; X-rated films; travel films; comedy packages that are mainly in the public domain; sports activities; educational films; documentaries, etc.

And there's additional program potential. Sony, through independent companies, offers a service that electronically color-corrects old 8-mm home movies and 35-mm slides, and transfers them to videocassettes for Beta-format playback. One company is **S/T Videocassette Duplicating Corp., Leonia, NJ.** This company provides the service through over 200 retail store depots. Another company, **Show/Tapes, Hollywood, CA,** offers film-to-videocassette transfers of Super 8-mm home movies, at \$1-per-minute plus the cost of the blank tape.

These are merely examples of what's currently available. By the time this appears in print, dozens of companies will probably be selling recorded videocassettes and offering film-to-tape transfer services.

As the HVTR industry develops, you can expect to see hundreds of specialty operations offering videocassette rentals. At this moment, it's too early to tell what rental fees will be. We'll venture to guess that initially fees will be high, but will drop markedly as competition expands. Essentially, rentals will become a viable, affordable approach to providing viewers with a variety of programs.

Pricing

The big question is "what will happen to videocassette deck pricing?" Since last July, manufacturers' original list prices have been decimated on the retail front for three reasons: (1) Anxious dealers moving merchandise just to keep their cash flow active regardless of low profits; (2) Aggressive, highly competitive dealers seeking to garner a big share of the market early on; or (3) merchants who won't let a customer walk out without buying something.

Another aspect of the pricing picture is the bottom-line reality of the marketing front. Companies are in a bind: They have to amortize millions of dollars in research and development costs for their HVTR products, and yet come up with prices that will be reasonably attractive to both dealers and consumers. RCA took the bull by the horns by list-pricing its Matsushita-made system for \$95 less than Panasonic, a division of Matsushita. A spokesman for Panasonic explained: "To Matsushita, Panasonic, even as a division, was merely another customer placing an order. RCA got there first, with a big order—bigger than what we expected to place. We just couldn't list-price our sets as advantageously as RCA and give our dealers realistic profit margins." (Realistic and viable retail profit margins in the TV/electronics field are about 30%.)

Industry observers predict that HVTR pricing will settle to realistic levels eventually, enabling companies to amortize

their research and development costs on a *long-range* basis by working on smaller profit margins now when the industry is just getting off the ground. By making sure that the industry establishes itself, the companies are assuring themselves of research and development amortization.

Other developments

Based on reports circulating in the industry as we go to press, you can expect the following developments:

Sony and Toshiba will manufacture single-speed two-hour Beta 2 machines at lower prices (possibly \$150 less) than current two-speed models (one- and two-hour operation). These units will be smaller and lighter than two-speed models and will have built-in timers.

Toshiba will produce a lower-priced version of its \$1700 color camera.

More big-name manufacturers will enter the HVTR field . . . companies like Admiral, Superscope, General Electric, Pioneer, Aiwa, Akai, plus giant retailers such as Montgomery Ward and J. C. Penney. At press time, the above firms are studying the HVTR field, along with others unwilling to tip their hands for competitive reasons. New companies are entering the field, new videotape recorders are being introduced and prices are changing, namely downward. Thus, by the time this appears in print, it is possible that some of the facts and figures given in this article will have changed.



SANYO V-CORD II, model VTC 8200, features 2-hour recording on single cassette.

Is videotaping illegal?

Currently pending is a suit by MCA-Universal against Sony Corporation. The suit charges that using videocassette recorders infringes on MCA-Universal's motion picture copyright position on films that are recorded from TV broadcasts, and results in unfair competition. Disney Productions is also on the side of MCA-Universal.

In the suit, MCA-Universal asks that Sony be forced to stop producing and selling Betamax recorders, and that existing tapes of copyrighted material be impounded (and presumably destroyed).

Whatever the outcome, it is expected to affect all HVTR producers. One prediction is that the suit is doomed and may never reach the courts. Another is that, should MCA-Universal win, HVTR equipment owners will have to pay a use tax on that equipment.

R-E

Dolby FM— More than just noise reduction

A Dolby B system does more than just reduce noise in FM broadcasts, it permits stations to transmit program material with wider dynamic range. Here's how.

MOST READERS OF RADIO-ELECTRONICS are familiar with Dolby noise-reduction or Dolby-B systems in stereo cassette tape decks. However, to review quickly, the Dolby-B circuit is a specialized compressor in which high-frequency, low-level program material is progressively boosted (depending on amplitude) during encoding and symmetrically attenuated during playback.

Figure 1 shows the typical Dolby-B encoder characteristics. The decoding processor imparts converse curves (attenuating high frequencies appropriately at each level shown) so the net response for the two-part process is flat over the entire audio-frequency range. Since objectionable noise or tape hiss occurs primarily at high frequencies, the chief virtue of the Dolby-B system as applied to tape recording is its ability to reduce such high-frequency noise by as much as 10 dB. This is a substantial improvement, especially with cassette tapes, which, without such added noise reduction, can provide a maximum signal-to-noise (S/N) ratio of not much more than 55 dB (assuming that top-grade tapes are used with top-quality tape decks).

In view of the emphasis placed by tape deck users on the Dolby system's noise-reduction capability, it is not surprising that ever since this system was applied to FM and stereo FM broadcasting, most audiophiles have considered Dolby FM as simply a way of reducing background noise during weak FM reception. Indeed, if you live far from a station and have been plagued with inadequate S/N ratios.

LEN FELDMAN
CONTRIBUTING HI-FI EDITOR

background noise is reduced significantly if the station begins using Dolby and if your tuner or receiver is equipped with the necessary modification circuitry and decoder. In most listening situations, however, such noise reduction is imperceptible.

Figure 2 show why this is so. A modern tuner or receiver can provide a maximum S/N ratio of 70 dB or more when a strong signal is fed to its antenna terminals. A strong signal is one that is greater than

around 100 μ V (or, in power terms, 45 dBf referred to a 300-ohm antenna input). In most listening situations (particularly if a good outdoor FM antenna is used), tuners and receivers are provided with far more signal strength than that. A 70-dB S/N ratio is better than that available in most program material (records, tapes, etc.) transmitted over FM. Thus, even if Dolby adds another 10 dB of S/N capability (at high frequencies), residual noise is still generated more by the program material than by the transmission medium. Then why do stations bother to switch to Dolby, and why do more and more tuner and receiver manufacturers incorporate some or all the Dolby circuitry in their products?

Pre-emphasis and de-emphasis

When FM broadcast standards were first established in the United States, it was realized that for the most noise-free performance, broadcast signals had to be processed in a particular way, both at the transmitting and receiving ends.

A form of treble boost, known as pre-emphasis, is used at the transmitting end. Program material is passed through a circuit that boosts high-frequency tones in accordance with the curve shown in Fig. 3. This curve is known as a 75- μ s pre-emphasis curve (the R-C time constant required to produce this response). By installing the converse response at the tuner or receiver (as shown in Fig. 4), a flat musical response is restored while high-frequency hiss or background noise is reduced in much the same way as

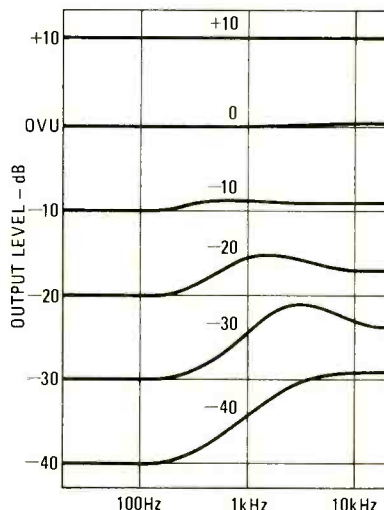


FIG. 1—DOLBY-B ENCODER characteristics show how low-level, high-frequency program material is progressively boosted according to the amplitude of the program material.

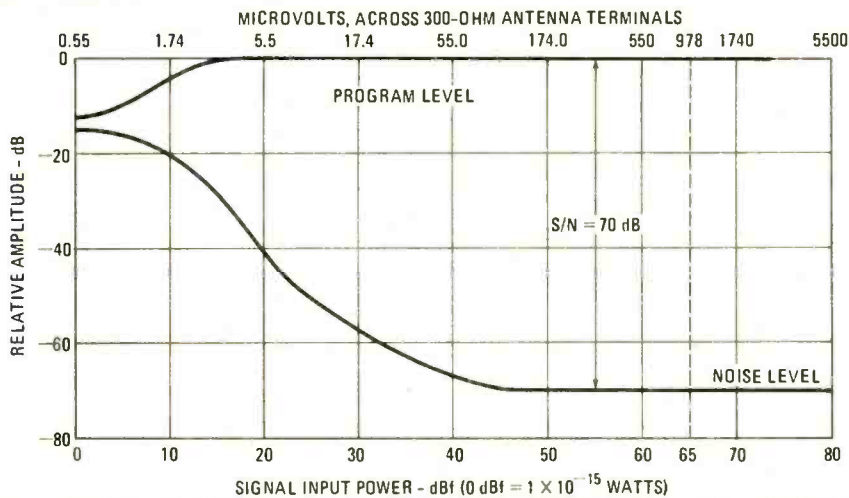


FIG. 2—MODERN FM TUNERS can typically provide a S/N ratio of 70 dB or more with a 100- μ V signal from the antenna.

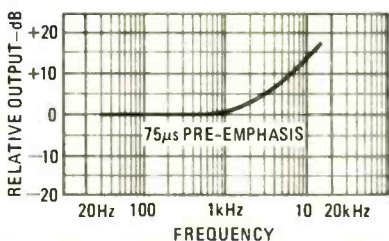


FIG. 3—75- μ s PRE-EMPHASIS CHARACTERISTIC is used by non-Dolby FM broadcasters.

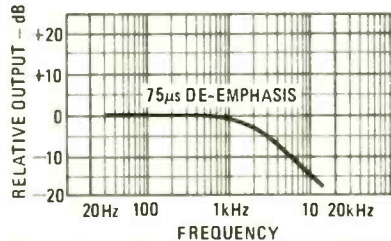


FIG. 4—75- μ s DE-EMPHASIS CHARACTERISTIC restores a flat frequency response in FM tuners.

would be the case if you turned down the treble control on your amplifier, but with no attendant loss of musical highs in the program material.

Since the Federal Communications Commission limits FM modulation at any audio frequency to ± 75 kHz, examine what adding pre-emphasis at the broadcast end does to the station's dynamic range capability (the ability to transmit the softest and loudest musical passages without altering their relative intensities). If you wanted to broadcast a series of tones, each modulating the transmitter to its full ± 75 -kHz limit, it would be necessary to *reduce* the broadcast-tone amplitude beginning at about 1 kHz. At 10 kHz, that tone's amplitude would have to be reduced by 13.66 dB; while at 15 kHz, which is the highest tone that can be transmitted over FM, the tone amplitude would have to be diminished by 17.07 dB, since the pre-emphasis (or treble boost) built into the system would raise the modulation level to the ± 75 kHz maximum.

In the early FM days, programs did not have as much high-frequency content as they do today, so the 75- μ s pre-emphasis and de-emphasis standard adopted by the FCC for improved S/N performance imposed no particular hardship upon broadcasters. Rarely, if ever, did high-frequency music push the modulation levels high enough to exceed ± 75 -kHz.

Interestingly enough, by the time European countries began FM broadcasting, program material had improved to the

point where somewhat less pre-emphasis was needed if all the tones were to be transmitted without having to reduce average modulation or without having to compress musical peaks. Accordingly, the Europeans adopted a less extreme pre-emphasis/de-emphasis characteristic, known as a 50- μ s pre-emphasis (or de-emphasis) curve. If a 50- μ s time constant is used, the maximum boost at 15 kHz is only around 14 dB instead of 17.07 dB. However, with modern programs, this extreme treble boost at the transmitting end still poses problems. Broadcasters must limit peak modulation levels by using compression circuits, peak limiters and other devices that alter the dynamic range of the music and degrade the naturalness of the reproduced sound.

When Dr. Ray Dolby first proposed that his noise-reduction system be applied to FM broadcasting, he suggested that the pre-emphasis and de-emphasis used with Dolby be further reduced to 25 μ s, as shown by the curves in Fig. 5. This suggestion was made after conducting studies of the peak levels reached in modern recorded music. To underline the importance of this change in pre-emphasis and de-emphasis, Dolby Laboratories recently published a graph (Reproduced in Fig. 6.) showing the effect of 75- μ s pre-emphasis and de-emphasis on a 50-watt amplifier's effective power-output capability.

Superimposed on the graph in Fig. 6 (supplied through the courtesy of Dolby Laboratories, Inc.) are various power re-

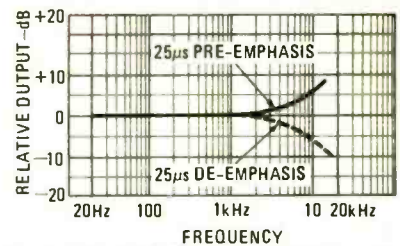
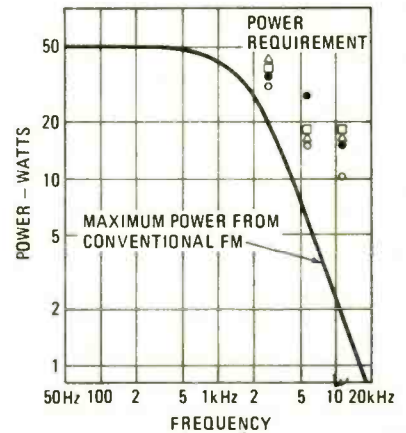


FIG. 5—DOLBY-B FM BROADCASTS use 25- μ s pre-emphasis and de-emphasis.



- MCKNIGHT PEAK LEVELS REACHED IN RECORDED MUSIC, 1/3 OCTAVE BANDS.
- KABRICK PEAK LEVELS REACHED, VARIOUS SPECTRAL ANALYSIS METHODS.
- ◊ BAUER PEAK LEVELS REACHED IN RECORDED MUSIC, OCTAVE BANDS, FOR 1/10% OF THE TIME.
- △ BAUER PEAK LEVELS REACHED IN RECORDED MUSIC, OCTAVE BANDS, FOR 1% OF THE TIME.

FIG. 6—EFFECT OF 75- μ s PRE-EMPHASIS and de-emphasis on a 50-watt amplifier's effective power output capability.

requirement points obtained by researchers (listed in Fig. 6) who have studied this matter. Note that even with modern programs, the full 50 watts of our hypothetical amplifier is not needed at high frequencies, but often *more* power is needed than is possible to achieve when we take into account the effect of 75- μ s de-emphasis used in standard United States FM broadcasting.

By changing the de-emphasis and pre-emphasis characteristics during a Dolby broadcast, not only is the usual noise reduction associated with the Dolby "B" system achieved, but the broadcaster is permitted to increase average modulation levels without having to interject undesirable compression or limiting, which results in a greater and more realistic dynamic range. The increased noise level that results from the reduced pre-emphasis/de-emphasis characteristic used is more than offset by the noise-reducing properties of the Dolby-B system itself.

Compatibility

There are two levels of incompatibility between a tuner or receiver equipped with standard 75- μ s de-emphasis and a

Dolby FM received program. First, the non-Dolby tuner or receiver does not have the necessary decoder to continuously and dynamically expand the high-frequency content of low-level signals. Second, a program broadcast with 25- μ s pre-emphasis, when played back through a tuner or receiver equipped with a 75- μ s de-emphasis network, will sound deficient in treble response since the treble frequencies are being rolled off at a greater rate than they are being boosted at the broadcast end.

Fortunately, these two effects work in opposing directions. The extra boost of low-level high-frequency signals controlled dynamically (depending upon level) by the Dolby encoder at the station end tends to offset the extra fixed treble cut introduced by the higher de-emphasis rate at the receiver. However, since one effect varies according to program level while the other effect is fixed, perfect cancellation of the two occurs only for a narrow loudness range, and Dolby FM broadcast listeners have noticed that "things are not quite right" on a conventional non-Dolby-equipped tuner or receiver.

Most FM tuners and receivers do not have either a 25- μ s/75- μ s de-emphasis switch or a built-in Dolby decoder. However, some new, relatively expensive tuners and receivers do come equipped with one or both of these features. If you own an older set, you must do two things in order to enjoy the full benefits of Dolby FM broadcasting. First, you must buy a separate Dolby decoder. However, some cassette decks permit you to use the already built-in Dolby circuitry in such a way that the output of the tuner is fed to the cassette deck (even when no recording is to be made) and heard via the deck's playback output, which has already been subjected to Dolby decoding.

Second, the de-emphasis of your current tuner or receiver must be made switchable so that the matching 25- μ s de-

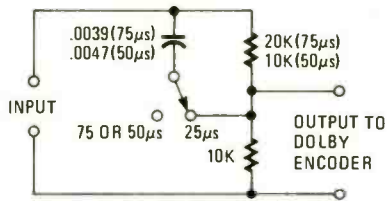


FIG. 7—DE-EMPHASIS SELECTOR circuit connects directly to the output of an FM tuner that has an output impedance less than 2,000 ohms. Component values associated with 75- μ s are for use with tuners designed for U.S. standard 75- μ s de-emphasis. Component values associated with 50- μ s are for use with tuners designed for the European standard 50- μ s de-emphasis.

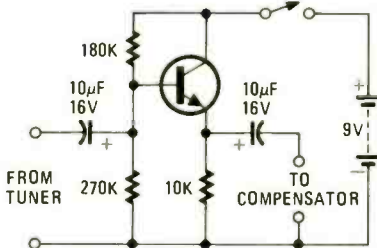


FIG. 8—BUFFER CIRCUIT connects between de-emphasis circuit shown in Fig. 7 and tuners that have an output impedance greater than 2,000 ohms.

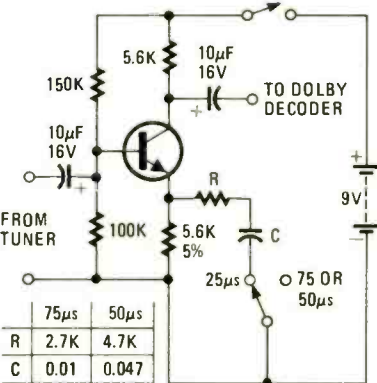


FIG. 9—ACTIVE DE-EMPHASIS SELECTOR circuit compensates for insertion loss.

emphasis characteristic can be selected. For this purpose, a small adapter made by Switchcraft (model 621P1) can be pur-

chased. If you want to build it yourself, Fig. 7 shows a circuit similar to the circuit used in the Switchcraft adapter. This circuit would be suitable for use with tuners having an output impedance lower than 2,000 ohms. For tuners with a higher output impedance, an active buffer must be used between the tuner output and the input to the compensator. Figure 8 shows a suitable buffer circuit. Any low noise transistor such as a 2N3707 can be used.

Since the normal passive compensator shown in Fig. 7 introduces an insertion loss (at low frequencies) of up to 10 dB (when used to convert 75- μ s de-emphasis to 25- μ s de-emphasis), some tuners may not have sufficient output voltage to drive some Dolby decoders through the series-inserted compensator. In that case, an active circuit incorporating both gain and the necessary de-emphasis is required. Figure 9 shows such a circuit.

Dolby FM misuse

The advantages gained through using Dolby FM can easily be offset by poor station practices. If, for example, a station switches over to Dolby in order to transmit louder average levels, and continues to use peak limiters and compressors, then the real benefit of Dolby FM is lost and listeners are subjected to the same monotonous nondynamic music programming that prompted Dolby to suggest using his system in the first place. Although many stations do not take advantage of the added dynamic range potential afforded by Dolby, some broadcast engineers recognize the real benefits of Dolby FM and modify their studio console practices accordingly, much to the enjoyment of their listeners. If you are in an area where one or more FM stations use Dolby for all or part of their broadcast day and you believe that they are not taking proper advantage of the system, you might do them and yourself a favor by pointing it out to them.

R-E

2-micrometer MOS devices slated for 1979

National Semiconductor states that it will have large-scale MOS integrated circuits built in 2-micrometer pattern geometrics by 1979, with the first such device being a 64K CCD memory. Most of the industry is still struggling with 4 micrometer geometrics.

Pierre Lamond, National's director of technology, says that the company has developed the electron-beam masks and projection-printing techniques necessary for the production of such 2-micrometer prototypes within the next 12 months. Along with other U.S. semiconductor manufacturers, National is emphasizing n-MOS technology in its production plans for the future.

Electronic voice system to aid vocally handicapped

A hand-held battery-operated electronic voice system called the *Phonic Mirror*

HandiVoice has been developed by Votrax, a division of Federal Screw Works. Designed specifically to aid the many children and adults who are vocally afflicted as a result of disease or other causes, the device is a programmable speech synthesizer resembling a hand-held calculator.

The user enters a series of commands on the unit's keyboard; the digit combinations correspond to words that the machine will then reproduce. Up to 40 commands can be stored in memory until recalled by the TALK pushbutton. The commands are fed to the phonetic synthesizer, an analog of the human vocal system; the sounds are then articulated through a built-in 4-ohm, 400-milliwatt speaker. According to a company spokesman, the machine "has an unlimited vocabulary, since it stores the sounds that make up all words, not just a limited selection of words."

The *HandiVoice* is expected to be available in April and will sell for less than \$2000.

Texas department store sells microcomputers


Foley's, the Houston-based division of Federated Department Stores, is the first mass merchandiser to stock computer systems and associated software in its calculator department. Until now, all computer merchandising has been handled by small independent retailers.

According to Joseph Sternberg, Foley's divisional merchandise manager, sales of the \$5000 *Altair* systems and software will be aimed at small and medium business concerns and at the home computer market. Burcon, the *Altair* distributor in the Houston area, will furnish the mini-floppy discs for the *Altair* computer systems.

The software programs that will be available at Foley's are: a mailing list maintenance file; small business and home check-maintenance files; standard computer games (such as *Star Wars*); an auto log; and educational, numbers, chemistry and finance programs.

R-E

Radio-Electronics Tests Pioneer CT-F1000 Stereo Cassette Deck



CIRCLE 95 ON FREE INFORMATION CARD

LEN FELDMAN
CONTRIBUTING HI-FI EDITOR

IF YOU HAVE THOUGHT OF U.S. PIONEER Electronics only as a manufacturer of stereo receivers, it may come as a surprise to you to learn that they also produce a complete line of cassette and open-reel tape decks. The cassette units initially fell into a midpriced category. As the cassettes met with increasing success in the U. S., models were added to each end of the price spectrum, front-loading models were added in all price categories and the product line continued to expand to meet different budgets and tastes.

The model CT-F1000, shown in Fig. 1, represents Pioneer's best and most expensive effort to date. The unique feature that places it way ahead of the next lower unit, model CT-F9191, is its "three-head" construction that enables you to monitor recordings as they are being made, much as you would with an open-reel deck. Furthermore, Pioneer's two-in-one head package (separate record and play coils and gaps all contained in a single head package) reduces the distance between the record and play gaps, and records can be played back with minimal time lapse.

A flip-away hinged cover protects the precision heads when the machine is not in use. Swinging the cover out of the way permits you to easily insert any standard cassette, with the tape downward, and rear illumination makes tape travel clearly visible. This simplified arrangement also permits easy access to tape heads for cleaning and maintenance. A tiny rotary PITCH CONTROL, just to the left of the cassette compartment (see Fig. 1), varies the tape speed by 6% and is used only in

playback (for playing tapes that might not have been recorded at the correct speed). The POWER on-off toggle switch is located at the lower left of the panel. The piano-key transport controls are linked to solenoid-drive circuitry, which means that you can switch from one transport mode to another without having to press the STOP button. The modes provided are fast forward, fast rewind, stop, forward play and record. The latter two keys must be pressed together to record.

Twin meters at the upper right of the panel are calibrated from -40 dB to +5 dB. Between the meters are four light indicators. The uppermost indicator is an LED marked PEAK that flashes when peak levels equal or exceed a +5-dB recording level. The remaining lights indicate that the recording mode has been selected, that Dolby circuitry has been activated and that CrO₂ tape has been inserted in the cassette compartment (and the bias and equalization have been automatically selected for such tape).

To the right of the cassette compartment are a three-digit counter, RESET button and a MEMORY switch that, when depressed, automatically stops the rewind mode when the preset digit counter reaches "000." Dual, concentrically mounted microphone/DIN level, line record level and playback output level controls each have memory marker discs that can be set to remind you of preferred record and playback levels for a given recording setup. Twin microphone inputs (one for each channel) are located to the right of the output level control knobs, while just below is a headphone jack.

Lever controls along the lower section of the panel include a PAUSE switch, record LIMITER switch (useful for limiting unexpected peaks during microphone

recordings), a two-position BIAS switch, a three-position equalization switch (with a setting for FeCr tape), a DOLBY switch with an extra position for Dolby FM that introduces a multiplex filter. Two Dolby calibration controls and a 400-Hz TEST tone switch are next, followed by what is perhaps the most important control on the panel—the SOURCE/TAPE switch. This switch, made possible by the three-head configuration, permits you to monitor recordings in progress, making it easy to compare recorded results with the source material being recorded.

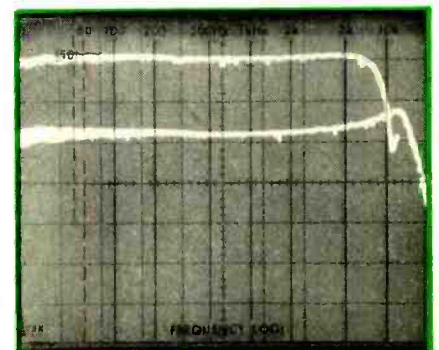
The rear panel is equipped with two sets of input jacks and two sets of output jacks. Duplication of inputs and outputs makes it easy to use for dubbing and for feeding program material to a second tape deck. A combination DIN Record/Play connector, convenience AC receptacle and a ground terminal are also located on the rear panel.

Lab measurements

Table I lists the results of our lab measurements. The three-head configuration made it possible to plot continuous frequency response curves as well as the 3-dB rolloff points shown in Table I.

We used our spectrum analyzer to make a sweep-frequency recording at 0-dB record level, using TDK Audua C-60 cassette tape, with the bias and equalization set for "standard" tape. The 0-dB record level is used primarily to gain insight into the saturation characteristics of the machine/tape combination.

The more meaningful record/play response is measured at a -20-dB recording level, and note in Fig. 2 that the lower trace shows a slight rise that peaks at



MANUFACTURER'S PUBLISHED SPECIFICATIONS:

Frequency Response: Standard tape, 30 Hz to 15 kHz, ± 3 dB; CrO₂ tape or equivalent, 30 Hz to 17 kHz, ± 3 dB. **Wow and Flutter:** 0.05% WRMS. **Harmonic Distortion:** 1.3% at 0-dB record level. **Signal-to-Noise Ratio:** Less Dolby, 54 dB. **Fast wind time:** 65 seconds. **Heads:** Combination uniaxial ferrite record and uniaxial ferrite playback plus ferrite erase. **Motors:** one electronically controlled DC motor plus one DC torque motor (reels). **Input Sensitivities:** Maximum: Microphones, 0.22 mV; Line, 60 mV. **Output Levels:** Line, 450 mV; Headphones, 62 mV into 8 ohms. **Power Requirements:** 120 VAC, 60 Hz, 45 watts. **Dimensions:** 16 $\frac{1}{16}$ " W \times 7 $\frac{1}{16}$ " H \times 14 $\frac{1}{16}$ " D. **Weight:** 26 lbs. **Suggested Nationally Advertised Value:** \$600.

around 14 kHz, before it falls off to the -3-dB point at 17 kHz. All in all, these were excellent results for this high-quality standard tape.

The same measurements were made using TDK SA C-60 tape, and the scope photo of Fig. 3 shows the results for 0-dB and -20-dB record levels. The bias and equalization were reset to the CrO₂ position (although the TDK SA C-60 tape is a ferric-particle tape, it requires the same high bias and equalization settings of CrO₂ tape). These measurements show that there was no rise in response at the high end, but the -3-dB point was reached a bit sooner, at an acceptable 16 kHz. The true superiority of the "SA" tape is indicated more by the distortion and signal-to-noise results than by the slight difference in observed record/play frequency response characteristics.

Be aware that the single-reading distortion numbers measured for this or any other cassette deck are actually somewhat deceptive. An ordinary distortion analyzer combines wide-spectrum noise with actual harmonic distortion and yields one figure, in percent. For a more accurate reading of harmonic distortion products, it is preferable to use a spectrum analyzer to observe the actual harmonics separately from the noise. Figure 4 shows the

results we obtained using the TDK Audia tape, and Fig. 5 shows results for the "SA" tape sample. In Fig. 4, the clearly visible dominant third-harmonic component is about 48-dB lower than the 1-kHz fundamental at center-screen. (Each vertical division is a 10-dB amplitude change.) Thus, the third-harmonic component represents barely 0.4% distortion. In the case of the "SA" tape sample,

second-harmonic distortion was somewhat higher compared with third-harmonic distortion, but both were nearly 52-dB below the fundamental. Combining both distortion components results in a figure of only 0.355% or so.

Table II shows our overall evaluation and summary comments regarding the features and performance of the Pioneer model CT-F1000 cassette deck. **R-E**

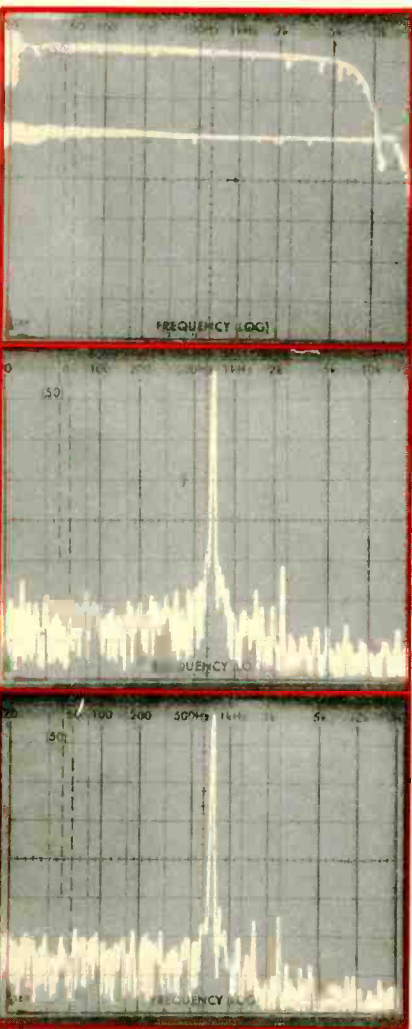


TABLE I

Manufacturer: **Pioneer**

Model: **CT-F1000**

CASSETTE TAPE DECK MEASUREMENTS

	R-E Measurements	R-E Evaluation
FREQUENCY RESPONSE MEASUREMENTS		
Frequency response, standard tape (Hz-kHz ± dB)	28-17, 3	Excellent
Frequency response, CrO ₂ tape (Hz-kHz ± dB)	27-16, 3	Very good
Frequency response, other (see text) (Hz-kHz ± dB)	N/A	N/A
DISTORTION MEASUREMENTS (RECORD/PLAY)		
	STD/TK SA	
Harmonic distortion at -3 VU (1 kHz) (%)	1.3/1.0	Very good
Harmonic distortion at 0 VU (1 kHz) (%)	1.3/0.9	Excellent
Harmonic distortion at +3 VU (1 kHz) (%)	1.5/1.1	Excellent
Level for 3% THD (1 kHz) (dB)	+7.0/+6.5	Excellent
SIGNAL-TO-NOISE RATIO MEASUREMENTS		
Standard tape, "Dolby" off (dB)	52	Very good
Standard tape, "Dolby" on (dB)	62	Very good
"SA" tape, Dolby off (dB)	57	Excellent
"SA" tape, Dolby on (dB)	66	Excellent
MECHANICAL PERFORMANCE MEASUREMENTS		
Wow and flutter (% WRMS)	0.06	Superb
Fast wind and rewind time, C-60 tape (seconds)	60	Good
COMPONENT MATCHING CHARACTERISTICS		
Microphone input sensitivity (mV)	0.21	
Line input sensitivity (mV)	45	
Line output level (mV)	370	
Phone output level (mV)	55	
Bias frequency (kHz)	75	
TRANSPORT MECHANISM EVALUATION		
Action of transport controls		Superb
Absence of mechanical noise		Excellent
Tape head accessibility		Excellent
Construction and internal layout		Superb
Evaluation of extra features, if any		Excellent
OVERALL TAPE DECK PERFORMANCE RATING		Excellent

TABLE II

OVERALL PRODUCT ANALYSIS

Retail price	\$600
Price category	Medium/high
Price/performance ratio	Excellent
Styling and appearance	Very good
Sound quality	Excellent
Mechanical performance	Superb

Comments: The separate record and playback head, mounted in a single housing, makes the model CT-F1000 a true three-headed cassette deck and should not be confused with lesser machines which manage to cram in a third, poor quality monitoring head that serves as a most minimal indication that recording is taking place. By separating the record and play head functions, each can be designed for optimum performance and that seems to be just what Pioneer has done. However, there is much more to the model CT-F1000 stereo cassette deck than its three-head configuration. Tape transport is smooth and flawless, thanks in part to the dual-capstan drive that reduces erratic effects caused by less-than-perfect cassette housings. We appreciated the presence of the Dolby calibration controls; an absolute necessity if you hope to use the Dolby noise-reduction system as it was designed to be used. This feature, present on earlier machines, was dropped so as not to confuse users, but anyone who purchases a deck such as this is certainly capable of handling the calibration. There are so many hidden refinements in this deck besides the obvious front-panel control features that they can only be appreciated through extensive use of the machine. Consider the slack take-up system, for example. When a cassette is inserted, the takeup motor goes into the rewind mode for a fraction of a second, automatically, to take up the slack which might otherwise impair performance of the dual-capstan drive system. What Pioneer terms "follow-on recording" allows the user to edit electronically by going into the record mode during playback, which is similar to the "flying-start" recording commonly found in open-reel machines. The model CT-F1000 has just about every standard feature of a top-quality deck and some that aren't so common.

Sony STR7800SD Receiver

CIRCLE 96 ON FREE INFORMATION CARD

LEN FELDMAN
CONTRIBUTING HI-FI EDITOR

LIKE OTHER RECEIVERS IN SONY'S PRODUCT line, the new *model STR-7800SD* features a completely different look; and one that is more than just a cosmetic face-lifting of earlier designs. A close examination of the front panel of this highest powered receiver from Sony will quickly cause you to take another look at more conventionally arranged panels, for Sony has really gone all out to make this one of the easiest to use and understand layouts that we have seen to date. The front panel (see Fig. 1) has a large tuning knob and a step-type calibrated master volume control in the upper right hand corner. A -20-dB audio MUTING switch (handy for lowering the volume when answering the doorbell or a phone) is logically positioned right near the volume control. A POWER pushbutton is at the upper left, and alongside it are signal-strength/multipath and center-of-channel tuning meters mounted behind a smoked plastic insert. Illuminated words that indicate stereo reception and the activation of the built-in Dolby FM circuits are located in the same general area.

The long linear FM dial scale (calibrated at every 200 kHz), the AM dial scale, TAPE dubbing selector switch, tape MONITOR switch and program selector switch are tastefully framed within a large area that extends from the center of the panel downward with the upper section of this area in a dark background color, and the lower area contains the

remaining controls, jacks and switches. These include a headphone jack; a SPEAKER selector switch (up to three sets of speakers can be connected); high-cut and low-cut FILTER switches, with selectable cutoff switches for each; dual-concentric BASS and TREBLE tone controls; BALANCE control; acoustic compensator switch; MUTING, FM DOLBY and MULTIPATH push-button switches (the multipath switch changes the function of the signal-strength meter to that of a multipath indicator) and a mono/stereo switch. Also contained within this area is an external adaptor switch that acts as another circuit-interruption point for the addition of such devices as graphic equalizers, expanders, 4-channel adapters, etc. There is an auxiliary input jack which, when used to connect a tape deck or other high-level program source from the front panel, cuts out other devices already connected to the AUX terminals at the rear panel.

The acoustic compensator switch has three positions in addition to the OFF setting. One position introduces conventional loudness compensation, another adds bass boost only (the amount of boost is determined by VOLUME control settings) and the last position introduces a very moderate mid-frequency boost (around 3 dB centered at 1 kHz) for increased musical presence. The separate three-position tape dubbing and monitoring switches permit dubbing from one tape deck to another while listening to other program sources as well as full monitoring from either of two connected tape decks.

The rear panel contains, in addition to the usual screw-terminals for connection of external AM and 300-ohm FM antenna leads, a 75-ohm coaxial connector. Two pairs of phono input jacks, AUX, TAPE 1 and TAPE 2 input and output jacks, an FM detector output jack and external adaptor input and output jacks come next, followed by three sets of spring-loaded "piano-key" speaker wire terminals and three convenience AC receptacles. The rear panel is shown in Fig. 2.



Figure 3 shows the variety of components that can be connected to the *model STR-7800SD*.

The chassis contains identical power amplifier modules, including large heat sinks, that are mounted on either side of a massive toroidally wound power transformer. The FM front-end circuitry contains a MOSFET RF amplifier and mixer and an FET-buffered local oscillator. Two uniphase IF filtering stages follow, with a phase-locked-loop IC multiplex circuit for stereo decoding. An LED in the dial pointer lights up brightly when a signal has been tuned properly. When Dolby FM broadcasts are received, depressing the DOLBY FM switch on the front

MANUFACTURER'S PUBLISHED SPECIFICATIONS:

FM TUNER SECTION:

Mono Usable Sensitivity: 1.7 μ V. **50-dB Quieting:** mono, 3.5 μ V; stereo, 45 μ V. **S/N Ratio:** mono, 73 dB; stereo, 68 dB. **Harmonic Distortion:** mono, 0.2% at 100, 1000 and 10,000 Hz; stereo, 0.3% at 100 and 1000 Hz, 0.6% at 10 kHz. **Frequency Response:** 30 Hz to 15 kHz, +0.2, -1.5 dB. **Selectivity:** 80 dB. **Capture Ratio:** 1.0 dB. **AM Suppression:** 54 dB. **Image Rejection:** 75 dB. **IF Rejection:** 100 dB. **Spurious Rejection:** 100 dB. **Subcarrier and SCA Rejection:** 60 dB. **Muting Threshold:** 5.0 μ V. **Stereo Separation:** 40 dB at 1 kHz; 35 dB at 100 and 10 kHz.

AM TUNER SECTION:

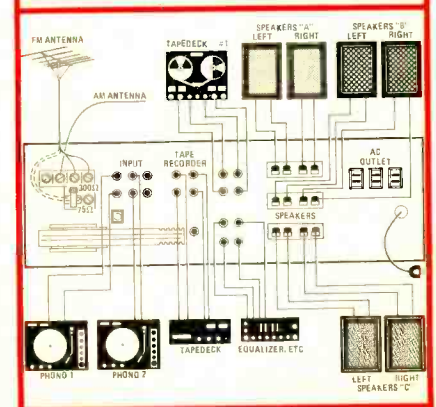

Usable Sensitivity: 100 μ V (external antenna). **S/N Ratio:** 50 dB. **Selectivity:** 35 dB. **Image Rejection:** 40 dB. **IF Rejection:** 35 dB. **Distortion:** 0.5%.

AMPLIFIER AND PREAMPLIFIER SECTIONS:

Power Output: 125 watts-per-channel, 8 ohms, 20 Hz to 20 kHz. **Rated Harmonic Distortion:** 0.07% **IM Distortion:** 0.07% (0.05% at 1 watt). **Damping Factor:** 40 (8 ohms). **Input Sensitivity:** phono, 2.5 mV; high level, 250 mV. **S/N Ratio:** phono, 72 dB ("A" weighting); high level, 90 dB ("A" weighting). **Frequency Response:** phono, RIAA, \pm 0.5 dB; high level, 10 Hz to 30 kHz, +0, -2.0 dB. **Phono Overload:** 100 mV. **Bass and Treble Range:** \pm 10 dB at 100 and 10 kHz. **Low Boost & Presence:** +9 dB at 50 Hz and +3 dB at 1 kHz. **High and Low Filters:** 6 dB-per-octave at 5 kHz, or 10 kHz and 50 Hz, or 25 Hz.

GENERAL SPECIFICATIONS:

Power Requirements: 120 VAC, 60 Hz, 300 watts. **Dimensions:** 19 1/4" W \times 6 1/8" H \times 20 1/8" D. **Weight:** 50 lbs., 2 oz. **Suggested Retail Price:** \$700.



Should your career in electronics go beyond TV repair?

**CREI prepares you at home
for broader and more advanced
opportunities in electronics —
plus offers you special arrangements
for engineering degrees**

There is no doubt television repair can be an interesting and profitable career field. TV repair, however, is only one of the many career areas in the fast growing field of electronics.

As an indication of how career areas compare, the consumer area of electronics (of which TV is a part) makes up less than one-fourth of all electronic equipment manufactured today. Nearly twice as much equipment is manufactured for the communications and industrial fields. Still another area larger than consumer electronics is the government area. That is the uses of electronics in such areas as research and development, the space program, and others.

Just as television is only one part of the consumer field, these other fields of electronics are made up of many career areas. For example, there are computer electronics, microwave and satellite communications, cable television, even the broadcast systems that bring programs to home television sets.

As you may realize, career opportunities in these other areas of electronics are mostly for advanced technical personnel. To qualify for these higher level positions, you need college-level training in electronics. Of course, while it takes extra preparation to qualify for these career areas, the rewards are greater both in the interesting nature of the work and in higher pay. Furthermore, there is a growing demand for personnel in these areas.

Unlike most other home study schools, CREI programs are devoted exclusively to preparing you for careers in advanced electronics. All of CREI programs are college level. And CREI gives you both theory and practical experience in advanced electronics.

Unique Design Lab

A unique feature of CREI training is its Electronic Design Laboratory Program, which trains you to actually design circuits. It also helps you understand the theories of advanced electronics and gives you extensive practical experience in such areas as tests and measurements, breadboarding, prototype construction, circuit operation and behavior, characteristics of electronic components and how to apply integrated circuits.

Career Training at Home

Only CREI offers this unique Lab Program. It is a complete college lab and, we believe, better than you will find in most colleges. The "Lab" is one of the factors that makes CREI training interesting and effective. And the professional equipment in this program becomes yours to keep and use throughout your professional career after you complete the training.

Engineering Degree

CREI offers you special arrangements for earning credit for engineering degrees at certain colleges and universities as part of your home study training program. An important advantage in these arrangements is that you can continue your full time job while "going to college" with CREI. This also means you can apply your CREI training in your work and get practical experience to qualify for career advancement.

Wide Choice of Programs

CREI gives you a choice of specialization in 14 areas of electronics. You can select exactly the area of electronics best for your career field. You can specialize in such areas as computer electronics, communications engineering, microwave, CATV, television (broadcast) engineering and many other areas of modern electronics.

FREE Book

In the brief space here, there isn't room to give you all of the facts about CREI college-level, home study programs in electronics. So we invite you to send for our free catalog (if you are qualified to take a CREI program). The catalog has over 80, fully illustrated pages describing your opportunities in advanced electronics and the details of CREI home study programs.

Qualifications

You may be eligible to take a CREI college-level program in electronics if you are a high school graduate (or the true equivalent) and have previous training or experience in electronics. Program arrangements are available depending upon whether you have extensive or minimum experience in electronics.

Send for this **FREE** Book describing your opportunities and CREI college-level programs in electronics



Mail card or write describing qualifications to

CREI **CAPITOL
RADIO
ENGINEERING
INSTITUTE**

McGraw-Hill Continuing Education Center
3939 Wisconsin Avenue Northwest
Washington, D.C. 20016

Accredited Member National Home Study Council

GI Bill

CREI programs are approved for training of veterans and servicemen under the G.I. Bill.




panel alters de-emphasis to the required 25 μ s and introduces a complete Dolby decoding circuit. The phono preamplifier section uses a special transistor for low noise and high dynamic range. The power amplifier section uses a parallel-connected complementary circuit with positive and negative power supply voltages. The power amplifier is direct-coupled throughout and features a differential comparator input circuit. The receiver chassis is shown in Fig. 4.

FM measurements

Table I summarizes measurements made for the FM tuner. The results can be readily compared with manufacturer's specifications shown elsewhere in this report. Usable sensitivity fell a bit short of claims for mono signals (no usable sensitivity was given for stereo signals), but 50-dB quieting for both mono and stereo signals was as specified. The stereo 50-dB quieting figure was a bit poorer than we would have preferred, considering the circuitry used, and may indicate some slight front-end misalignment in our sample. The signal-to-noise ratio in mono was a bit better than specified, but was 1-dB short of the 68-dB figure Sony specified for stereo operation. All distortion measurements at the three test audio frequencies were considerably better than claimed, with the exception of the THD at 6 kHz in mono, which measured 0.27% instead of 0.2%. Separation was excellent at all test frequencies.

Figure 5 shows the frequency response for both de-emphasis settings of the tuner. The upper traces show the overall response of the desired outputs (with the de-emphasis included), while the lower two traces show crosstalk (stereo separation) for these two settings (the higher rolloff rates are for 75- μ s de-emphasis). The sharp rolloff at 19 kHz is a result of the subcarrier product filters, which are effective in reducing carrier product output to well below the -60-dB point rela-



4 tive to maximum modulation. Dial calibration was accurate to within 0.2 MHz, with the greatest error observed at the low-frequency end of the FM dial. While capture ratio was a superb 1.0 dB, AM suppression was an acceptable 54 dB, as claimed. Selectivity was high enough (80 dB) to insure against interference from signals close in frequency to those of the

TABLE I
RADIO-ELECTRONICS PRODUCT TEST REPORT

Manufacturer: **Sony Corporation**

Model: **STR-7800SD**

FM PERFORMANCE MEASUREMENTS

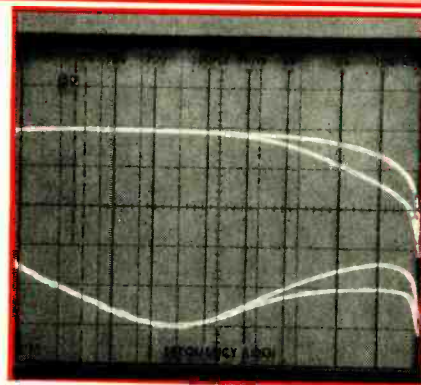
	R-E Measurement	R-E Evaluation
SENSITIVITY, NOISE AND FREEDOM FROM INTERFERENCE		
IHF sensitivity, mono (μ V) (dBf)	2.4 (12.8)	Good
Sensitivity, stereo (μ V) (dBf)	5.5 (20.0)	Very good
50-dB quieting signal, mono (μ V) (dBf)	3.5 (16.1)	Very good
50-dB quieting signal, stereo (μ V)	45.0 (38.3)	Fair
Maximum S/N ratio, mono (dB)	74	Excellent
Maximum S/N ratio, stereo (dB)	67	Good
Capture ratio (dB)	1.0	Excellent
AM suppression (dB)	54	Good
Image rejection (dB)	75	Fair
IF rejection (dB)	100	Excellent
Spurious rejection (dB)	100	Excellent
Alternate channel selectivity (dB)	80	Excellent
FIDELITY AND DISTORTION MEASUREMENTS		
Frequency response, 50 Hz to 15 kHz (\pm dB)	+0, -1.0	Very good
Harmonic distortion, 1 kHz, mono (%)	0.1	Excellent
Harmonic distortion, 1 kHz, stereo (%)	0.12	Excellent
Harmonic distortion, 100 Hz, mono (%)	0.1	Excellent
Harmonic distortion, 100 Hz, stereo (%)	0.27	Good
Harmonic distortion, 6 kHz, mono (%)	0.27	Good
Harmonic distortion, 6 kHz, stereo (%)	0.35	Excellent
Distortion at 50-dB quieting, mono (%)	0.7	Good
Distortion at 50-dB quieting, stereo (%)	0.36	Very good
STEREO PERFORMANCE MEASUREMENTS		
Stereo threshold (μ V) (dBf)	5.5 (20.0)	Very good
Separation, 1 kHz (dB)	53	Superb
Separation, 100 Hz (dB)	44	Excellent
Separation, 10 kHz (dB)	34	Excellent
MISCELLANEOUS MEASUREMENTS		
Muting threshold (μ V) (dBf)	6.5 (21.5)	Good
Dial calibration accuracy (\pm kHz at MHz)	0.2	Very good
EVALUATION OF CONTROLS, DESIGN AND CONSTRUCTION		
Control layout		Superb
Ease of tuning		Very good
Accuracy of meters or other tuning aids		Excellent
Usefulness of other controls		Excellent
Construction and internal layout		Very good
Ease of servicing		Fair
Evaluation of extra features, if any		Excellent
OVERALL FM PERFORMANCE RATING		Very good

desired station, and both spurious and IF rejection were high enough to preclude those forms of listening interference.

Amplifier and preamplifier measurements

Table II shows results of measurements made on the power amplifier and preamplifier sections of the model STR-7800SD. Output power specifications were greater than rated for the 0.07% harmonic distortion level and, even though Sony does not offer power ratings for 4-ohm operation (when more than one pair of speakers is in use, they are connected in series to prevent too low a load impedance), we obtained 192 watts-per-channel at mid-frequencies when driving 4-ohm loads. Hum and noise measurements shown for both phono and high-level inputs are better than rated, but note that an "A" weighting network was used in these measurements since that is the way Sony chose to specify these signal-to-noise results.

The range of the BASS and TREBLE controls are shown in Fig 6. Turnover points for the controls are at approximately 2 kHz (for TREBLE) and 500 Hz



(for BASS).

The three available types of compensation provided by Sony's acoustic compensator circuitry are shown in Fig. 7. The upper traces show flat response (for reference) and the action of the loudness control at a -30 dB (from maximum) volume setting. For the sake of clarity, the scope input control was attenuated to produce displaced traces (lower two traces) for the remaining two switch positions of the compensator, which are the PRESENCE position (note the slight rise in response at mid-frequencies) and LOW-BOOST position that simply adds a

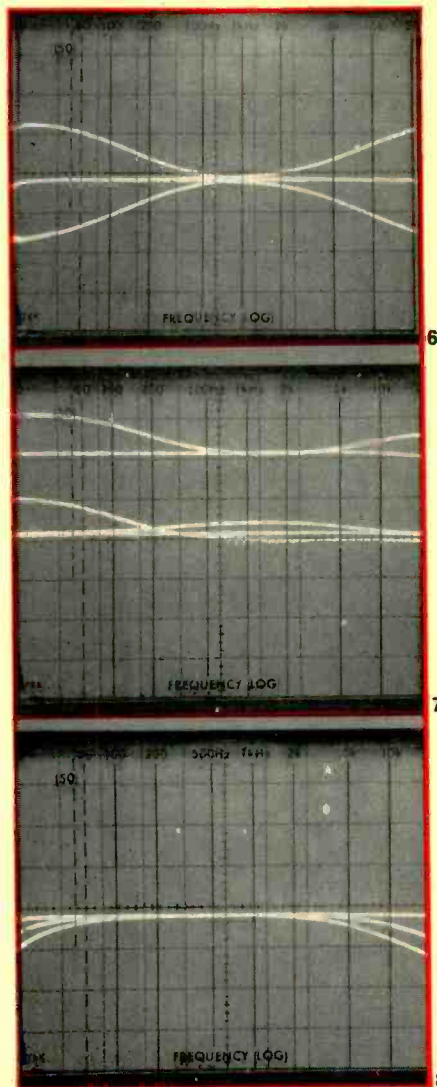
TABLE II
RADIO-ELECTRONICS PRODUCT TEST REPORT

Manufacturer: Sony Corporation

Model: STR-7800SD

AMPLIFIER PERFORMANCE MEASUREMENTS

	R-E Measurement	R-E Evaluation
POWER OUTPUT CAPABILITY		
RMS power/channel, 8-ohms, 1 kHz (watts)	144	Excellent
RMS power/channel, 8-ohms, 20 Hz (watts)	132	Excellent
RMS power/channel, 8-ohms, 20 kHz (watts)	132	Excellent
RMS power/channel, 4-ohms, 1 kHz (watts)	192	Excellent
RMS power/channel, 4-ohms, 20 Hz (watts)	193	Superb
RMS power/channel, 4-ohms, 20 kHz (watts)	168	Not rated
Frequency limits for rated output (Hz-kHz)	10-28	Very good
DISTORTION MEASUREMENTS		
Harmonic distortion at rated output, 1 kHz (%)	0.02	Excellent
Intermodulation distortion, rated output (%)	0.023	Excellent
Harmonic distortion at 1-watt output, 1 kHz (%)	0.015	Very good
Intermodulation distortion at 1-watt output (%)	0.035	Good
DAMPING FACTOR, AT 8 OHMS	40	Very good
PHONO PREAMPLIFIER MEASUREMENTS		
Frequency response (RIAA ± dB)	0.3	Excellent
Maximum input before overload (mV)	85	Poor
Hum/noise referred to full output (dB) (at rated input sensitivity)	82 ("A" weighted)	Excellent
HIGH LEVEL INPUT MEASUREMENTS		
Frequency response (Hz-kHz, ± dB)	7-30, 2.0	Very good
Hum/noise referred to full output (dB)	95 ("A" weighted)	Excellent
Residual hum/noise (minimum volume) (dB)	101	Excellent
TONAL COMPENSATION MEASUREMENTS		
Action of bass and treble controls	See Fig. 6	Very good
Action of secondary tone controls	See Fig. 7	Excellent
Action of low-frequency filter(s)	See Fig. 8	Excellent
Action of high-frequency filter(s)	See Fig. 8	Excellent
COMPONENT MATCHING MEASUREMENTS		
Input sensitivity, phono 1/phono 2 (mV)	2.0/2.0	
Input sensitivity, auxiliary input(s) (mV)	200	
Input sensitivity, tape input(s) (mV)	200	
Output level, tape output(s) (mV)	200	
Output level, headphone jack(s) (V or mW)	8 ohms	
EVALUATION OF CONTROLS, CONSTRUCTION AND DESIGN		
Adequacy of program source and monitor switching		Excellent
Adequacy of input facilities		Excellent
Arrangement of controls (panel layout)		Superb
Action of controls and switches		Excellent
Design and construction		Very good
Ease of servicing		Fair
OVERALL AMPLIFIER PERFORMANCE RATING		Excellent



fixed amount of bass boost, thus making the full range of the regular BASS-control available for other types of compensation.

Response of the high- and low-cut filters is shown in Fig. 8. Thanks to the variable cutoff provided, the filters are quite effective, despite their minimal 6-dB-per-octave slopes.

Table III contains an overall product analysis and evaluation, together with our summary comments regarding Sony's newest receiver. **R-E**

TABLE III
RADIO-ELECTRONICS PRODUCT TEST REPORT

Manufacturer: Sony

Model: STR-7800SD

OVERALL PRODUCT ANALYSIS

Retail price	\$700
Price category	Medium-high
Price/performance ratio	Very good
Styling and appearance	Excellent
Sound quality	Very good
Mechanical performance	Excellent

Comments: Sony has carried over just about all their cleverly designed features and layout from the other three lower-powered receivers in this series. The difference between this unit and the earlier-tested STR-6800SD is primarily one of power output and lower distortion specifications at rated power output. Since the lower-powered STR-6800SD already has a great many control features (including an excellent front-panel layout), it is just as well that this model retains the same front-panel look. We would have liked to see a little better circuit design in the FM tuner section. Evidently, Sony considered that the tuner performance would satisfy most listener requirements and so, the tuner section remains essentially the same as that used in the lower-powered model.

All controls handle easily, and even though such features as variable turnover points for the BASS and TREBLE controls are missing, this deficiency is offset by the multiple-turnover filter circuits, separation of left and right BASS and TREBLE controls by means of dual concentric knobs and the useful acoustic compensator control that adds versatility to the otherwise conventional tone-control facilities. The listening quality of the model STR-6800SD offers particularly tight bass, a clean transparent midrange and crisp highs. We detected a slight bit of raspiness at the extreme treble end when we tried to push the receiver to its full-rated power output—a playing mode that most users would never approach unless they used extremely inefficient speakers.

SHERLOCK HOLMES

Solves The Case Of The Missing Transistor Clues

Join the master super sleuth in his search for clues to fix the mysterious amplifier

GERRALD E. WILLIAMS

ONE GLOOMY LONDON MORNING I FOUND myself at 221 Baker Street in the company of the great detective Sherlock Holmes and his companion, Dr. John Watson.

Holmes and I were discussing the case of the chrome cuspidor—a most interesting case from a scientific point of view, but Watson had considered it of little public interest and had never written it up. Watson was less jovial than usual, being in some pain from his leg wound. Having just received in the post one of the new Oriental transistor amplifiers (after months of waiting), his humor was not improved by the fact that it would not work. Watson had taken to mumbling oaths while trying to diagnose the problem. After some time, Holmes joined Watson in solving the problem, and his remarkable solution so impressed me that I asked the good doctor to present the case to his readers. He refused adamantly in spite of Holmes' insistence. After some arguments, I persuaded Holmes to let me publish the incident, and he heartily agreed.

Here then, without Watson's more exciting (but sometimes less factual) style, I shall relate the incident. Holmes entered the problem when Watson said:

"Holmes, this bloody schematic has no voltage values on it! How in the Queen's name is one to diagnose the problem?"

"Come now, Watson. I'm sure it will prove quite elementary upon reasonable examination. All that is needed is the collector current, and all else will become clear at once."

"Holmes, sometimes you infuriate me! You treat me like a dashed idiot. If I knew the collector current, the problem

would be simple enough. But as you can see, it is nowhere to be found!"

"Watson, you see, but you do not perceive." Holmes tamped down his pipe, got a good light and bent over Watson's drawing. He continued:

"This is the stage in question, is it not?"

"Yes, yes, that is the culprit, I'm almost sure."

"Well then, we must find the collector current as a start."

Holmes rummaged around on the cluttered mantelpiece for a few seconds and extracted a dogeared sheet of yellow foolscap. He examined it for an instant and exclaimed:

"Ah yes, Watson, here it is, the voltage drop across the emitter resistor, 1.4 volts . . ." Watson looked down at his schematic drawing and said:

"Holmes, I see no such value here. In fact, I see no value at all. Where did you get it?"

"From this rough draft of a little monograph of mine on collector current mysteries," answered the detective. Holmes handed him the paper, a somewhat more legible version of which is presented here as Table I.

It is necessary to digress here for a moment in the narrative to explain Holmes' remarkable table. To use Table I, one must first find the ratio by performing the division:


$$\text{Ratio} = R_{b1} \div R_{b2}$$

In the specific example,

$$R_{b1} = 18.8K, R_{b2} = 4.7K$$

$$\text{Ratio} = \frac{18.8K}{4.7K} = 4.$$

The value of V_{cc} is 10 volts. At the intersection of "4" in the *Ratio* row and



10 volts in the V_{cc} column of Table I, one will find the emitter resistor voltage drop to be 1.4 volts. The asterisks indicate conditions that, if they arise, represent a borderline design and promise trouble. The blanks indicate designs so poor that they might well work in the early morning fog, quit altogether in the noonday sun, only to work again the next morning! Or perhaps they will work only on Friday the 13th and Election Day and be on vacation the rest of the year. At least, that is what I make of Holmes' more technical explanation.

Upon examining the table, Watson exclaimed:

"Astounding! But where did you get these figures . . . I've never seen them before."

"Of course, you haven't. I have not published them as yet," answered Holmes.

"The figures are interesting enough Holmes, but I don't see how they bear on the problem at hand. Now look at this circuit and tell me what good that 1.4-volt value is."

(The circuit in question is redrawn in Fig. 1.)

"It's elementary my dear Watson. You have heard of the notorious Mr. Ohm and his law?"

"Of course Holmes, I see it now. We know that the resistance is 500 ohms and the voltage drop is 1.4, and we can calculate . . . let's see— $E = I$ times R . . . no, no . . ." Holmes interrupted impatiently:

" $I = E$ divided by R , or in this case, 1.4 volts divided by 500 ohms. A collector current of 2.8 milliamperes."

"Astounding Holmes! I think I have it

TABLE 1—FINDING THE VOLTAGE DROP ACROSS THE EMITTER RESISTOR

Voltage Drop Across Emitter Resistor R_{es}

Ratio (R_{b1}/R_{b2})	$V_{cc} = 6$	$V_{cc} = 9$	$V_{cc} = 10$	$V_{cc} = 12$	$V_{cc} = 15$	$V_{cc} = 24$	$V_{cc} = 30$
1	2.4	3.9	4.4	5.4	6.9	11.4	14.4
1.5	1.8	3.0	3.4	4.2	5.4	9.0	11.4
2	1.4	2.4	2.7	3.4	4.4	7.3	9.3
2.5	1.1	2.0	2.3	2.8	3.7	6.3	8.0
3	0.9*	1.7	1.9	2.4	3.2	5.4	6.9
4	X	1.2	1.4	1.8	2.4	4.2	5.4
5	X	0.9*	1.1	1.4	1.9	3.4	4.4
6	X	X	0.8*	1.1	1.5	2.8	3.7
7	X	X	X	0.9*	1.3	2.4	3.2
8	X	X	X	X	1.1	2.0	2.7
9	X	X	X	X	0.9*	1.8	2.4
10	X	X	X	X	X	1.6	2.1
15	X	X	X	X	X	0.9*	1.3
20	X	X	X	X	X	X	0.9*

- Notes:**
1. Borderline design and possible problems are indicated by an *.
 2. Poor design or impossible design cases are indicated by an X. These cases will have poor temperature stability and the replacement of transistors may be difficult, if not impossible.
 3. Interpolation between integral ratios works well.
 4. The table is based on the formula: $V_{res} = \left[V_{cc} \times \frac{1}{1 + (R_{b1}/R_{b2})} \right] - 0.6$.

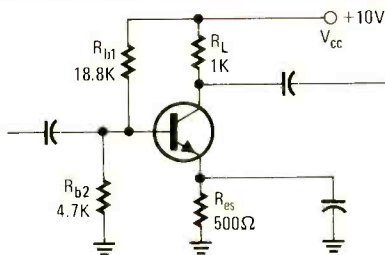


FIG. 1—SCHEMATIC DIAGRAM of the circuit as Watson traced it.

now. Appreciate the help old man . . .”
 Watson’s voice trailed off as he went back to work. Holmes and I resumed our discussion. We had not been engaged long when the doctor spoke up again:
 “Holmes . . . I seem to have another problem.”
 “What is it Watson?”
 “It’s the voltage drop between the collector and emitter. I used Ohm’s law to find the voltage drop across the collector resistor* R_L , but I don’t know the collector-to-emitter resistance. Can’t use Ohm’s law without it you know!” (I think Watson was gloating here, having caught Holmes in a deficiency.)

“It’s not necessary, Watson. Ohm’s law is not needed here.”
 “What?”
 “Kirchoff’s law, man. That’s what is required. We have a series circuit, Watson. We know the total voltage is 10. The voltage drop across the collector load is 2.8 and the emitter resistor voltage drop is 1.4, a total of 4.2 volts. The difference
 * $R_L = 1K$ and $I_c = 2.8$ mA: $1K \times 2.8$ mA = 2.8 volts.

between 10 volts and 4.2 volts is your collector-to-emitter voltage.”
 “What?”
 “10 volts minus 4.2 equals 5.8 volts. The collector-to-emitter voltage is 5.8 volts!”
 “Oh . . . yes Holmes, now I see it. My thanks again.”
 We no sooner got back onto the case of the case of the glass spittoon¹ when Watson interrupted again:

“Right you are, Watson! Have you solved the mystery?”
 “Certainly my dear fellow. The base-emitter junction voltage is about six-tenths of a volt . . . quite normal. However, the collector-to-emitter voltage is also only 0.6 volt. Ergo, a shorted transistor!”
 “Right you are, Watson. *Any collector-base voltage less than 3 is certainly suspicious* in this circuit.² It could be a

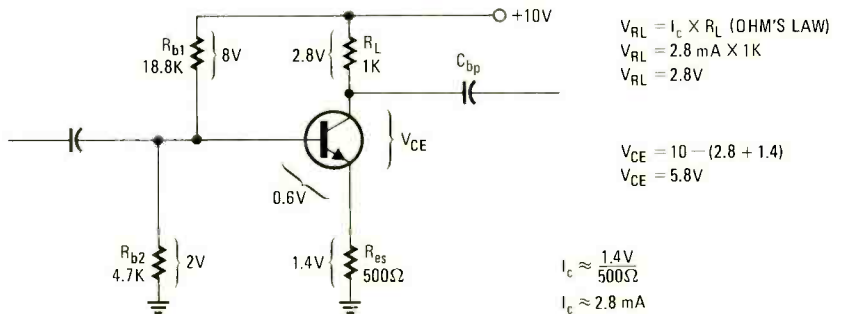


FIG. 2—SCHEMATIC DIAGRAM WITH WATSON'S VOLTAGES and collector current added. Note that for some unaccountable reason, Watson left out capacitor C_{bp} . Since this capacitor does not alter the calculations in any way, I did not take the liberty of correcting the drawing.

“Holmes, I have it. Take a look at this drawing. I have put all the proper values on it. Will you give your opinion of their correctness?” While Holmes rises from his chair, I will show you a copy of the circuit with Watson’s values on it. This is presented in Fig. 2. Holmes studied the drawing for an instant and exclaimed:

leaky coupling capacitor of course, but I lean toward your theory.”
 “Thanks Holmes. I was testing the transistor while you rendered your opinion, and we are correct!”
 “Capital, Watson! Now I can hear my violin recordings through an adequate amplifier.” *continued on page 94*

¹ Note: Watson, in his stories about Holmes often showed a lack of consistency. It is not clear here whether the present author actually lacks consistency, or is trying to emulate Watson.

² Here Holmes is referring to the fact that a circuit with emitter-resistor feedback will rarely work properly with less than 2.5 to 3 volts between collector and emitter.

hobby corner

If you are planning to set up your own workbench, here's a list of basic test instruments you will need. Plus how to avoid battery troubles. EARL "DOC" SAVAGE, K4SDS, HOBBY EDITOR

"I PLAN TO SET UP AN ELECTRONICS WORKBENCH. What instruments do I need and how much will they cost?"

For those of you who have asked this question, we'll take a look at basic required test instruments and some that fit into the category of "useful and nice to have." Included will be some minimum requirements in terms of specifications or characteristics. *You* will have to make the final selection, however, so study the prices and specifications. Check ads and advertisers in **Radio-Electronics** and visit local stores. Order catalogs from several companies. Write direct to manufacturers or use the Readers Service Card in this issue.

According to an old axiom, "You get what you pay for." This is usually (but not always) the case with test equipment. More expensive items often have greater accuracy, greater range, extra features or all three. This is especially true when the price difference is large. However, study the specifications and know what you are paying for. One caution: you don't need an expensive laboratory-grade instrument to do routine work.

Then, you must make another decision. Many instruments can be purchased either in kit form or wired and ready to use. Frequently, the same make and model is available in both forms. You can save money if you do the work yourself.

Type of work

Here are some instruments you should consider for your workbench. Your selection will be determined in part by the type of work you plan to do. Accordingly, these instruments are broken down into five categories: **General** (needed by just about everyone); **Radio** (for those interested in tuners, receivers and/or transmitters); **Audio** (for the amplifier and hi-fi buff); **IC's** (analog and digital); and **Nice to have** (for those who can afford them). Within each group, the instruments are listed in order from the most needed to the least needed, together with estimated prices.

General

1. **Volt-Ohm-Milliammeter** (VOM)—this *basic* instrument is

needed by even the occasional dabbler in electricity or electronics. Without a VOM, you are working blind. For greatest usefulness try to find one with at least a 20,000-ohms-per-volt input impedance on the DC voltage ranges. (\$16 and up.)

2. **Signal injector**—with just one switch and one probe, this simple instrument provides RF, IF and AF signals for quickly checking tuners, amplifiers and receivers. (\$7 and up.)
3. **Signal tracer**—another instrument for quick checks similar to the signal injector. The tracer is used from the opposite end of the circuit. Some people prefer the injector and some, the tracer. On occasion, it is handy to have both. The tracer should have AF and RF inputs and a volume control. (\$14 and up.)
4. **Transistor checker**—transistors can be given a basic checkout with a VOM, but an in-circuit/out-of-circuit checker is most useful. (\$13 and up.)
5. **Bench power supplies**—every hobbyist needs one or more power supplies. These days, one supply should have a 0-15 VDC capability at 500 mA. Fixed supplies are quite useful (5 VDC, 12 VDC). If much work is to be done with tubes, you should consider a variable high-voltage supply. You can build the power supplies or buy them assembled. (\$12 and up.)
6. **Capacitor checker**—although this instrument is not essential, it can be most useful. It should be able to measure both capacitance and leakage. (\$38 and up.)
7. **Resistance and capacitance substitution boxes**—these items can save a lot of time. (\$10 and up.)

Radio

In addition to the instruments listed above, the radio hobbyist will need the following:

8. **A sensitive voltmeter.** This can be any one of three types:

8-a. **Vacuum-tube voltmeter** (VTVM)—this device features high input impedance on DC ranges, usually 11 megohms.

This means you can make measurements in low-signal and other sensitive circuits without loading them down and getting distorted readings. Since some VTVM's cannot measure current, they cannot replace a VOM. (\$35 and up.)

8-b. **Field-effect transistor VOM** (FETVOM)—this VOM has an FET input stage that raises its impedance to the VTVM category. (\$35 and up.)

8-c. **Digital multimeter** (DMM)—most DMM's have an input impedance comparable to that of a VTVM. Furthermore, most have a high order of accuracy. (\$60 and up.)

9. **Signal generator**—it is impossible to align a receiver without a signal generator. The suggested minimum range is 400 kHz to 25 or 30 MHz. This instrument can replace the signal injector described above. (\$50 and up.)

10. **Grid dip meter**—this unconventional instrument is so useful that it almost went on the general list. With a grid-dip meter you can measure capacitors, coils, tuned circuits and antennas. It can be used as a signal generator within its tuning range. (\$60 and up.)

If you work on transmitters as well as tuners, receivers, etc., you should add the following instruments, which can be found individually or in various combinations:

11. **Field strength meter**—\$12 up.
12. **Standing-wave ratio meter** (SWR)—\$15 up.
13. **Dummy load**—\$5 up.

Audio

In addition to items 1 through 10, the audio hobbyist should also consider purchasing an

14. **Audio generator** or oscillator—\$80 and up.

IC's and transistors

Hobbyists should have instruments 1 through 10 and the following:

15. **Breadboard**—indispensable for analog or digital circuits and for transistors. You can quickly build up circuits for testing or design purposes. (\$15 and up.)
16. **Logic probe**—essential for digital work. This instrument should be able to detect pulses of very short duration as well as simple on/off states. (\$10 and up.)
17. **Pulse generator**—extremely useful with digital circuits. I have not found an inexpensive commercially made basic pulse generator. However, you can build one for about \$5, or purchase a nice multifunction generator for \$50 and up.

Nice to have

These are instruments that the hobbyist can do very well without for about 99% of the time. However, they are quite useful and can occasionally save a bundle of time. If your finances can stand the strain, consider the following:

18. **Tube checker**—this is of less and less use as tubes gradually disappear from the scene. A few years ago, it would have been placed on the general list. Now, it just saves you an occasional trip to the self-service tester at your local electronics dealer. (\$40 and up.)
19. **Oscilloscope**—sometimes you really need to see what a voltage or other signal looks like—not just know it's there. (\$120 and up.)
20. **Frequency counter**—for precise measurement of frequencies. (\$60 and up.)
21. **Digital IC tester**—can be worthwhile if you do a lot of work in this area. (\$75 and up.)

So, there you have what I call the basic list of instruments plus a few extra. Obviously, some instruments are more difficult to do without than others. You certainly don't have to have all of them at first. You can add them as your knowledge and the complexity of your work increase. Also, if finances pinch too hard, there are three ways you can ease the strain:

First, check the ads for sales. You can often obtain discontinued or overstocked models at a savings.

Second, you can build your own instruments in many cases—I mean build from scratch (as opposed to kits) by collecting the parts yourself. Several instruments on this list are quite simple to construct and others are just a little more difficult. Note especially items 2-5, 7, 10-13, 16 and 17. Check back issues of **Radio-Electronics**, other magazines and handbooks. Not only does building from scratch or from kits save you money, but it is good experience.

The last, but not least, possibility for

saving is to purchase used or previously owned equipment. Be sure to check carefully the specifications, price, condition and guarantee, if any. You can obtain used gear from commercial establishments and/or from individuals. Don't overlook the possibility of trading equipment for what you need.

In any case, do not despair and do not hesitate, jump in and get started. Whether you work on tubes, transistors or IC gear, you can do a lot of repairing, modifying and building with just a VOM!

Avoiding battery troubles


We all own more and more battery-

operated equipment, a convenience that is just one of the advantages in these days of transistors and IC's.

But how often have you started to use an instrument only to find the battery dead? Have you ever gone inside the equipment to replace a battery and discovered that it has leaked so that you have to spend hours cleaning up and replacing corroded parts? Even if you are sure to use the leak-proof variety, they still leak. The time and annoyance of replacing batteries depends upon the construction of the device case.

In addition, these devices use a bewil-
continued on page 96

NEW FROM LEADER The Automatic Transistor Checker



Lights Up. Sounds Off. Measures. Identifies. Displays.

Model LTC-906 . . . \$159.95 with accessories.
See your distributor or write direct for details.

151 Dupont Street, Plainview, N.Y. 11803
(516) 822-9300
In Canada: Omnitronix Ltd. Montreal, Quebec

When Quality Counts . . .

LEADER
Instruments Corp.

CIRCLE 82 ON FREE INFORMATION CARD

computer corner

Z-80 *A look at the nine addressing modes included in the Z-80 instruction set.*

WILLIAM BARDEN, JR.

LAST MONTH, WE DISCUSSED THE Z-80 INSTRUCTION SET. This month, we will take a look at the various addressing modes available to the Z-80 programmer.

There are nine types of addressing included in the Z-80 instruction set, seven of these are included in the 8080 instruction set. The 8080 addressing types include the following:

1. Register Addressing
2. Implied Addressing
3. Register Indirect Addressing
4. Extended Addressing
5. Immediate Addressing
6. Immediate Extended Addressing
7. Modified Page Zero Addressing

The additional types of Z-80 addressing are:

8. Relative Addressing
9. Indexed Addressing

A register addressing type instruction specifies which CPU registers will be used in the instruction. The INC R instruction increments the contents of the specified register by one, for example. In this example, the C register is specified by the programmer.

Mnemonic	Instruction Configuration
INC C	00001100
	001 specifies register C
	000 register B, etc.

Implied addressing is used on any instruction in which the use of one or more CPU registers is implied. An example of this would be the one-byte instruction ADD B which adds the contents of the B register to the A register and places the result in the A register. Use of the A register is implied.

Mnemonic	Instruction Configuration
ADD B	10000000
	000 specifies register B
	001 register C, etc.

Register indirect addressing type instructions generally use the H,L register pair as a pointer to memory, although pairs B,C and D,E are also employed. The Z-80 block instructions for moves, searches and I/O are of this type, in addition to the more standard 8080 instructions. Here the instruction is a one-byte instruction and the H,L register pair holds the address of the operand in memory. If

the H,L register pair held 2000₁₀, for example, the following instruction would add the contents of location 2000₁₀ and the A register, and put the results in the A register.

Mnemonic	Instruction Configuration
ADD (HL)	10001100

Extended addressing is also used in the 8080. Here the instruction is three bytes long with the first byte specifying the operation code and the next two bytes specifying a 16-bit memory address of an operand or a jump location. The 8080 JMP instruction becomes JP in the Z-80.

Mnemonic	Instruction Configuration
JP 200H	11000011 00000000
	00000010
	byte 1 byte 2 byte 3
	200 ₁₆

Immediate addressing and immediate extended addressing are 8080-type addressing modes. In the first, the second byte of the two-byte instruction specifies an 8-bit operand to be used in the instruction. In the second type, the immediate operand to be used is 16-bits, or two bytes.

Mnemonic	Instruction Configuration
AND 7	11000110 00000111
	byte 1 byte 2
	The contents of the A register is logically AND'ed with 7 and the result placed in the A register.
LD BC,200H	00000001 00000000
	00000010
	byte 1 byte 2 byte 3
	200 ₁₆
	200 ₁₆ is loaded into register pair B,C.

Modified page zero addressing in the Z-80, as in the 8080, is a special CALL instruction of one byte. The instruction is designated a *restart*, and causes a transfer to a page 0 location. It is used for commonly used subroutines or (usually) for interrupt processing for multi-interrupt capability. Page 0 is defined as locations 0 through FF₁₆.

Mnemonic	Instruction Configuration
RST 6	11101111
	110=6

The contents of the program counter is pushed into the stack and the CPU jumps to page 0 location 6 × 8 or 48₁₀.

Relative addressing is not found in the 8080. The Z-80 uses this addressing mode only in jump type instructions. Here, the second byte of the two-byte instruction specifies an 8-bit signed *displacement* that is added to the current contents of the program counter to produce the jump address. Since the displacement may be +127 to -128, a relative jump can conditionally or unconditionally jump back -126 or forward +129 from the jump instruction (program counter points to next instruction after the jump). Since many jumps in a program are within this range, this instruction can be used to save one byte over an extended-type JP, and of course, to execute in a shorter time than a JP.

Mnemonic	Instruction Configuration
JR NC,10FOH	00110000 11101110
	byte 1 byte 2
	JR instruction is at location 1000 ₁₆ . A jump is executed if carry flag = 1. The jump address is 1002 ₁₆ (program counter contents) + EE ₂ or 10FO ₁₆ .

In indexed addressing, one of the two index registers IX or IY is used. The contents of the specified index register is added to an 8-bit displacement in the third byte of the three-byte instruction. The result is the memory address to be used. This is a very powerful type of addressing not found in the 8080.

Mnemonic	Instruction Configuration
ADD (IX + 20H)	11011101 10000110
	00100000
	byte 1 byte 2 byte 3
	op code displacement
	If register IX held 2000H, the contents of location 2020H would be added to the contents of register A and the result would be placed in register B.

Many of the instruction types already discussed use several types of addressing modes. In general, the addressing types to be used for a given instruction should be the one that produces the shortest instruction to optimize both the number of bytes required to store the instruction and the time to execute it. **R-E**

EQUIPMENT REPORTS
continued from page 34

The four NiCad batteries are housed in a snap-in *Battery-Pak*. A spare *Pak* may be obtained and carried along, fully charged. To change the *Pak*, just pop the old one out and the new one in. The charger socket on the *Pak* allows the charger to be used on the instrument itself or on the spare *Pak*. In an emergency, stock AA batteries may be used.

The case is made of high-impact plastic, with no exposed metal parts. The test leads are connected to a flat polarized plug with a locking latch that fits into a socket on the top end of the case. You can't pull it out accidentally; the release button must be pushed.

The red test probe is a unique design. Rather chubby, it has a safety ring halfway down the probe body. Housed in the probe body are two fuses—a 1-amp fast-blow fuse for protection against ordinary overloads and, at the very tip, a special 2-amp, 1000-volt fuse to protect against catastrophic arcing. To change fuses, just unscrew the tip of the probe and they pop out into your hand.

The model 3300 is small, really hand-sized. And because it weighs only 10 ounces, it's easy to manipulate. You can hold the case and the negative probe in one hand, leaving the other hand free for doing the work. You can also tie a loop in the negative test lead and hang the meter up so that both hands are free; the lock on the test-lead plug holds it easily.

The instruction manual contains details on how to use the instrument, how to check batteries, etc., together with instructions on recalibration adjustments. **R-E**

You Can Count On DAVIS!



500 MHz & 1 GHz COUNTERS

If you need a reliable counter at an affordable price, the CTR 2 is the answer.

- 8 Digit .3" LED Display
- High Stability TCXO Time Base
- Built-in VHF-UHF Prescaler
- Automatic Dp Placement
- TCXO Std. ± 2 ppm
- Input Diode Protected
- 12V-DC Operation (Optional)
- Oven Controlled Crystal (Optional) $\pm .5$ ppm
- Selectible Gate Times

CTR-2-500 (range-10 Hz to 512 MHz)
CTR-2-1000 (range-10 Hz to > 1000 MHz)

500 MHz Kit CTR-2-500K	\$249.95
500 MHz Assembled CTR-2-500A	349.95
1 GHz Kit CTR-2-1000K	399.95
1 GHz Assembled CTR-2-1000A	549.95

- OPTIONS:
- | | |
|------------------------|---------|
| (02) Oven Crystal | \$49.95 |
| (03) .43" LED | 10.00 |
| (04) 12V-DC | 10.00 |
| (05) 10 sec. Time Base | 10.00 |

DAVIS
DAVIS ELECTRONICS
636 Sheridan Drive
Tonawanda, NY 14150
716/874-5848



CIRCLE 75 ON FREE INFORMATION CARD

HELP US FIGHT FOR YOUR LIFE


Exercise Regularly

American Heart Association

WE'RE FIGHTING FOR YOUR LIFE

NEW FROM LEADER

The Sensitive 80MHz 7-Digit Counter



Compare Features, Accuracy, Sensitivity. We'll be Number 1.

Model LDC-822 \$299.⁹⁵ with accessories.

See your distributor or write direct for details.

When Quality Counts . . .

151 Dupont Street, Plainview, N.Y. 11803
(516) 822-9300
In Canada: Omnitronix Ltd., Montreal, Quebec



CIRCLE 2 ON FREE INFORMATION CARD

state of solid state

A new CMOS smoke detector IC, an A/D converter for 8080 microprocessors, frequency synthesizers and a touch-switch matrix

KARL SAVON, SEMICONDUCTOR EDITOR.

SMOKE DETECTORS ARE BECOMING A VERY popular consumer item. Specialized integrated circuits that improve their performance and reliability are being released by the IC manufacturers. One of these devices, the MD4301 CMOS alarm circuit, has been developed by Mitel, a Canadian semiconductor company that specializes in CMOS and I²L integrated circuits.

The main circuit elements of the Mitel IC are shown in the block diagram of Fig. 1. Input sense amplifier A1 is a compar-

ator that switches when the input voltage on pin 2 rises 150 mV above the voltage on the bias input terminal (pin 3). The input threshold or trigger point can be adjusted by connecting a potentiometer between the internal voltage reference on pin 1 and the reference input on pin 3.

The circuit's main function is to trigger an audible alarm through the horn output terminal when the circuit itself is triggered. Trace the signal path through gate G1, inverter I2, gates G2 and G5, inverter I4 and N-channel transistor Q1 to the horn output pin. There are an even number of signal inversions from the input pin to the transistor gate. A positive input swing, therefore, produces a positive change on the gate of the transistor to turn it on.

The MD4301 has a number of versatile options: Either a DC or an AC output signal can be generated. An additional signal path starting at the oscillator and continuing through gates G3 and G4 and into gate G5. Gate G5 selectively adds the oscillator signal to the DC alarm

horn output pin. There are an even number of signal inversions from the input pin to the transistor gate. A positive input swing, therefore, produces a positive change on the gate of the transistor to turn it on.

Besides adding an extra component, a constantly illuminated pilot light would be a heavy battery drain. The LED output is designed to give a unique power-on indication. Power-on signals originate from a counter that is clocked by a two-phase signal from the audio oscillator. The counter is a polynomial counter constructed with shift register stages and EXCLUSIVE OR gates. The division ratio of this counter can be altered by a factor mask option. The standard version sends out one 50-ms pulse-per-minute.

The polynomial-counter output pulse feeds inverter I3, and the inverted pulse connects to gate G7 where it combines with the indicator output. This short once-per-minute visual blip indicates that the circuit has power and is functional. There is no need for a test pushbutton or pilot lamp.

The path from the polynomial counter through inverter I3 has a different purpose. Even though power-on indication has been provided, a reliable design should also warn of impending battery failure. When the 9-volt battery supply drops to between 7.5 and 8.0 volts, the low-battery sense circuit turns on gate G6. Battery-voltage falloff triggers the audio and horn outputs at the once-per-minute rate. The distinctive pulsed audio output signal cannot be mistaken for the sustained alarm condition. The low-battery condition triggers the alarm via gates G6 and G2. As an aid to understanding the circuit functions, Gate G2 was drawn as an OR gate with inverted inputs rather than as a schematically simpler but equivalent NAND gate. Gate 2 sums the signals from the battery-sense circuit and the sense amplifier and passes either of the abnormal conditions. If gate G2 had been drawn as a NAND gate, its function would be less obvious and would erroneously suggest that both inputs must be high to produce an output.

The output of gate G6 does not combine with the output of the indicator latch, so the LED is not affected by a low-battery condition. Gate G2 feeds the

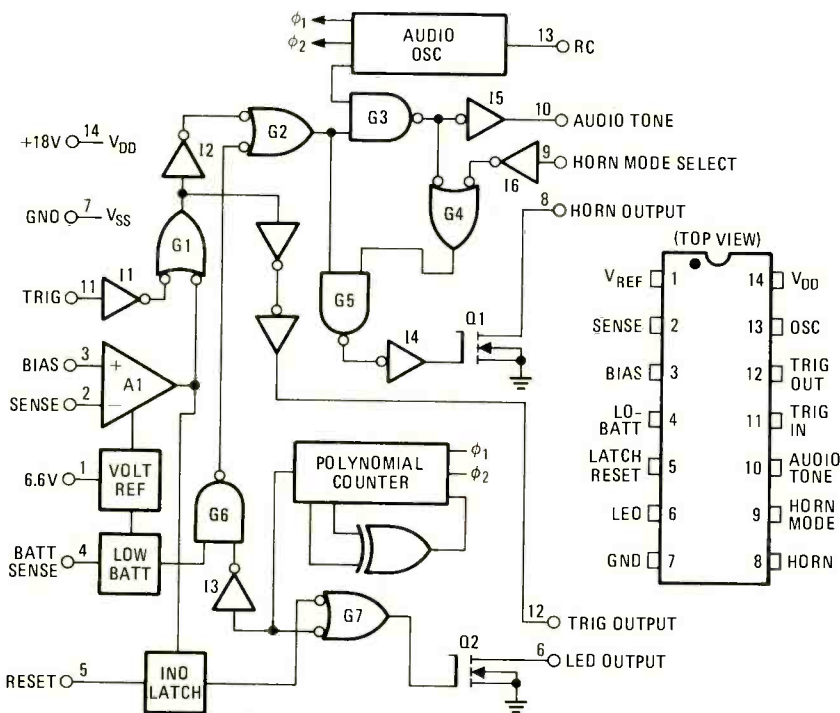


FIG. 1—MD4301 ALARM CIRCUIT designed for ion-chamber type smoke detectors. Low-battery sensor pulses audio and horn outputs at one-per-minute rate.

ator that switches when the input voltage on pin 2 rises 150 mV above the voltage on the bias input terminal (pin 3). The input threshold or trigger point can be adjusted by connecting a potentiometer between the internal voltage reference on pin 1 and the reference input on pin 3.

The circuit's main function is to trigger an audible alarm through the horn output terminal when the circuit itself is triggered. Trace the signal path through gate G1, inverter I2, gates G2 and G5, inverter I4 and N-channel transistor Q1 to the horn output pin. There are an even number of signal inversions from the input pin to the transistor gate. A positive input swing, therefore, produces a positive change on the gate of the transistor to turn it on.

The combined AC and DC output signal is used to drive a horn. To select the horn mode, pin 9 is grounded. In this mode, gate G4 passes the oscillator signal to gate G5. For a DC alarm output, pin 9 is switched to a logic high level so that gate G4 blocks the oscillator signal, leaving only the DC path through gate G5. Audio tone inverter I5 is tied directly to gate G3's output, so that audio output triggered by A1 appears on pin 10.

An LED output is provided for localizing the alarm in a system that uses more

audio and horn output circuits and both are affected by the low-battery sense circuitry.

The trigger input terminal is used to form a multiple MD4301 system by cascading the trigger output of one MD4301 through the trigger input of the next. Figure 2 shows the cascaded arrangement, where any alarm-sense condition

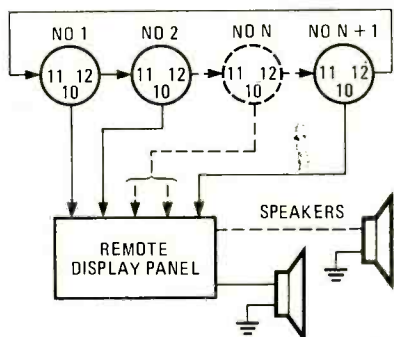


FIG. 2—CASCODED ALARM CIRCUITS. The MD4301 can be cascaded for detecting more than one alarm condition.

triggers all audio and horn outputs, but only activates the LED associated with the particular triggered circuit. A bank of LED indicators provides a visual trace of the sensor points that originate the alarms.

The trigger input is routed through inverter I1 and is combined with the sense-amplifier output in gate G1. Therefore, the trigger input and sense-amplifier output produce the same results, except that the LED output is driven only from the sense amplifier.

For additional information, write Mitel Semiconductor Incorporated, 18 Airport Boulevard, Bromont, Quebec, Canada JOE 1L0.

A/D conversion

To feed digital data into a microprocessor from an external source of parallel binary data, the data is applied to the data bus and a read operation is performed. On the other hand, if the input is an analog signal, an A/D converter must be used. Precision Monolithics (in *Application Note AN-22*) shows a system approach to digitizing analog inputs using an 8080 microprocessor, a DAC-08E digital-to-analog converter and a CMP-01C comparator. Figure 3 shows the block diagram.

The successive approximation method is used, in which the binary output is determined beginning with the most significant bit and finishing with the least significant bit. The first step in the approximation process is to determine if the voltage being measured is in the top or bottom half of the converter range and the most significant bit of the output data is either set or reset, respectively. Then, each successive step in the process narrows down the input voltage to one-half of the last selected range and sets or resets the appropriate bit.

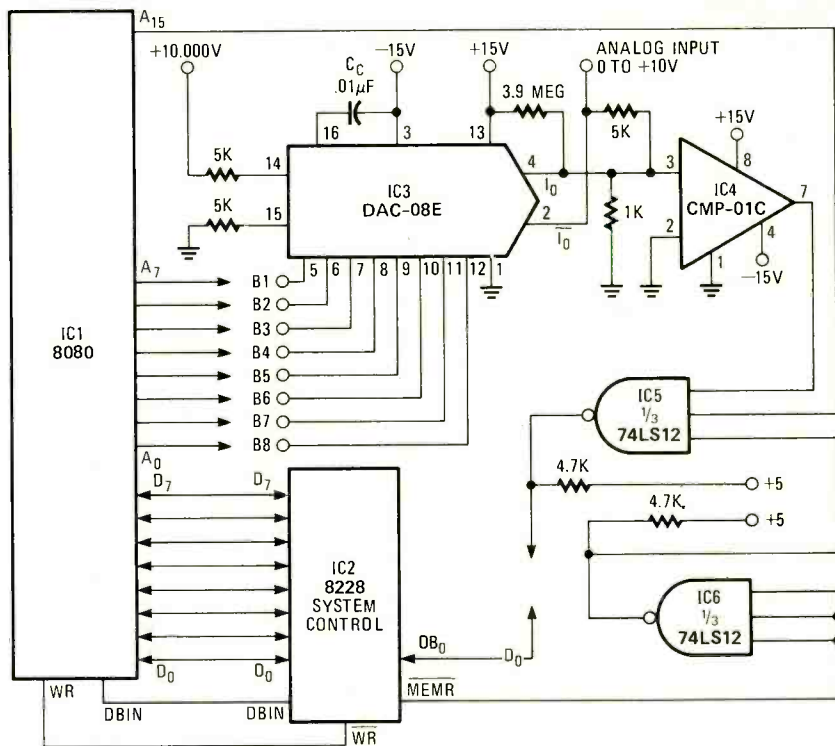



FIG. 3—D/A CONVERSION using an 8080 microprocessor.

Table 1 lists the 16 instruction 8080 assembly language program. First, the system sets the H pointer to 80₁₆ in preparation for testing the most significant bit.

All addresses above 8000 (1000 0000 0000 0000 binary) address the D/A converter since line A₁₅ feeds enable gate *turn page*

"Our whole family helped assemble this wonderful Schober Organ... now we all play it!"



Talk about real family fun! We all worked together, for a few hours almost every day. Almost too soon, our Schober Organ was finished. Our keen-eyed daughter sorted resistors. Mom soldered transistor sockets, although she'd never soldered anything before. And it did our hearts good to see the care with which our son—he's only 12—installed the transistors. Me? I was the quality control inspector—they let me do the final wiring. And when it came time to finish the beautiful walnut cabinet the easy Schober way, we all worked at it!

Now, we gather around our Schober Organ every evening to play and sing together. Some of us play better than the others, but we're all learning—with the help of the easy Schober Organ playing courses. I might add that I'm especially pleased with all the money we saved. Our completed Schober Organ compares favorably with a "ready-made" one costing twice as much! (The five models range from \$650 to \$2850.) And we didn't even need to pay the whole amount all at once, because we were able

to buy Schober Kits a component at a time, to spread costs out. Or we could have had two-year time payments!

Families like ours have been building Schober Organs for 20 years. How about your family? You can have all the details, without cost or obligation. Just send the coupon for the fascinating Schober color catalog (or enclose \$1 for a 12-inch LP record that lets you hear as well as see Schober quality). Clip the coupon right now—and mail it TODAY!

The Schober Organ Corp., Dept. RE-188
43 West 61st Street, New York, N. Y. 10023

- Please send me Schober Organ Catalog
- Enclosed please find \$1.00 for 12-inch LP record of Schober Organ music

NAME _____
ADDRESS _____
CITY _____ STATE _____ ZIP _____

CIRCLE 28 ON FREE INFORMATION CARD

MORE FUNCTION GENERATOR FOR YOUR MONEY.



The Hickok Model 270 Function Generator gives you a lot more waveform generating capability than you'd expect for its price.

- Puts stable, calibrated, high quality sine, square and triangle waveforms from 1 Hz to 500 kHz at your fingertips.
- With external connections you can produce logic pulses, sweeps and ramps, AM and FM outputs, phase and frequency shift keying signals, tone bursts and more.
- Its an audio generator and much more.

Before you buy another function generator, check out the Hickok Model 270. Ask your Hickok distributor for full details or write us for our 4-page technical brochure.

\$ 199⁰⁰

HICKOK
the value innovator

INSTRUMENTATION & CONTROLS DIVISION
THE HICKOK ELECTRICAL INSTRUMENT CO.
10514 Dupont Avenue • Cleveland, Ohio 44108
(216) 541-8060 • TWX: 810-421-8286

CIRCLE 79 ON FREE INFORMATION CARD

IC5. (See Fig. 3.) Register C is initially set to 0 and is used to store the intermediate and final values of the conversion. At the point labeled TEST in Table 1, the program OR's the value of register C with the next bit to be tested. This new value is sent to the D/A converter so that its equivalent voltage can be compared with the actual input voltage.

The first time around, register C is 0 and is OR'ed with 80_{16} (1000 0000 binary)

TABLE 1

START:	LXI B,08000H ;LOAD MSB IN B,CLEAR C
	MOV A,B ;MSB TO ACC
	MOV H,A ;SET MEM/MAP I/O
TEST:	ORA C ;ADD LAST TEST VALUE
	MOV L,A ;MOVE PRESENT TEST TO L
	MOV A,M ;GET COMP OUTPUT
	ANA A ;SET FLAGS
	JPO TOOHI ;DISCARD PRESENT TEST BIT
	MOV A,B ;GET PRESENT TEST BIT
	ORA C ;ADD TOTAL SO FAR
	MOV C,A ;SAVE TOTAL
TOOHI:	MOV A,B ;GET LAST TEST BIT
	RAR ;ROTATE TOWARD LSB
	MOV B,A ;SAVE NEW TEST BIT
	JNC TEST ;JUMP IF NOT FINISH
	END ;FINAL VALUE IS IN C

to test the first bit. At step MOV L, A (transfer accumulator to L), the test word in the accumulator is sent out onto the address lines. Next, MOV A,M (transfer memory addressed by H.L to the accumulator) reads the comparator output and places it in the accumulator.

System control circuit IC2 reads the comparator output through IC5, and places it on the data bus as D0. All other data bits are unused and are 0. The program tests the accumulator with the ANA A instruction (the 8080 does not automatically set the flags on a read operation). If the comparator output is 0, the value measured is less than the digitized value and the program jumps to TOOHI.

If the test result is positive, the bit corresponding to the test bit is set by adding the test bit with register C and storing the updated result back in register C. The test bit is shifted to the right in preparation for the next test. Starting with 80_{16} , register B proceeds through 40, 20, 10, 08, 04, 02 and 01, each value containing a single binary 1 in the test-bit position. When the last shift is made, the bit from 01 is shifted into the carry flag. The carry test at the end of the program detects this condition. A set carry bit

signals the end of the conversion and the program reaches the END instruction or else branches back to TEST to determine the next least significant bit.

For a copy of *Application Note AN-22*, write Precision Monolithics Incorporated, 1500 Space Park Drive, Santa Clara, CA 95050.

MOS frequency synthesizers

The new 40-channel CB regulations are largely responsible for the current popularity of the synthesizer. Actually, synthesizers have been used for quite a while in commercial communication and navigation equipment. The integrated circuit has added significantly to their appeal.

Siemens's S187 MOS synthesizer tunes receivers up to 800 MHz with the help of a prescaler. An eight-stage divider follows the crystal oscillator that operates at a maximum frequency of 6.5 MHz. The outputs of the divider's four lowest stages are selected by a multiplexer and then divided by either 8 or 10, for a selection of 16 reference frequencies for the phase comparator.

The receiver's external VCO (Voltage-Controlled Oscillator) is scaled by a divide-by-10 and divide-by 10/11 prescaler that feeds PROM-controlled synchronous dividers that drive the other phase-comparator input.

The S187 synthesizer generates up to 500,000 channels. The PROM can be controlled from a matrix of switches for pushbutton channel selection. Write Components Div., Siemens Corp., 186 Wood Ave. South Iselin, NJ 08030.

The MN6040 frequency synthesizer from Energy Electronic Products has a 0-256 programmable counter to divide down an external VCO. The counter works to 2.55 MHz. A divide-by-1024 circuit divides down an external 10.24-MHz reference crystal oscillator to a 10-kHz reference frequency. Information is available from Energy Electronic Products, 6060 Manchester Avenue, Los Angeles, CA 90045.

Microcomputers


Signetics' 3000KT8080SK emulator kit uses Schottky LSI (Large Scale Integration) parts to operate as an 8080A microcomputer at speeds from two to nine times faster. Instruction cycle time and RAM access time are 150 ns. New instructions can be added by programming the microcontrol store for the 12 instruction codes not used in the 8080. The kit has fully static operation, a single 5-volt power supply, hardware multiply-and-divide and fully vectored interrupts to anywhere in 64K of memory. The unit price is \$299 from Signetics, 811 East Arques Avenue, Sunnyvale, CA 94086.

Motorola has 1.5- and 2-MHz versions of their M6800 microprocessor family circuits. There is a 50% to 100% increase in throughput potential, and power dissi-

pation has been lowered by about 20%. The part Nos. for the 1.5-MHz units have an MC68A prefix and the 2-MHz circuits have an MC68B prefix.

The 25-99 price of the MC68A00P microprocessor is \$25, and the MC68B00P costs \$30. Other parts available in plastic are MCM68A10P and MCM68B10P 128 × 8 static RAM's, MC68A21P and MC68B21P peripheral interface adapters and MC68A50P and MC68B50P asynchronous communications interface adapters. Information is available from Motorola, Inc., P.O. Box 20294, Phoenix, AZ 85036.

Texas Instruments' S481 bipolar microcomputer set uses Schottky TTL microprogrammable blocks for up to 10 times conventional microprocessor speed. Intended for minicomputers and fast controllers, it allows existing instruction sets to be emulated. The IC set is based around 4-bit slice processors, 4-bit slice controllers, field-programmable logic arrays, PROM's and RAM's. For more information, write Texas Instruments Incorporated, P.O. Box 5012, Dallas, TX 75222.




IMSAI MICROCOMPUTER is 8048-based and is designed for control applications.

IMSAI Manufacturing is proud of their new 8048, the world's first single-board control computer designed for elec-

tric tools, instruments and appliances that can be controlled without any intervening hardware.

The IMSAI Megabyte MICRO also allows up to 1-million byte capacity in a standard IMSAI chassis. The RAM-16, RAM-32 and RAM-65 are 16K- to 65K-byte low-power dynamic memory boards. Combined with the IMM (Intelligent Memory Manager) interrupt controller board, these memories provide for expansion up to 1 megabyte, write protection for each 1K of extended space, read protection, fully vectored interrupts, time of day and real-time clocks. IMSAI Manufacturing Corporation, 14860 Wicks Boulevard, San Leandro, CA 94577.

American Microsystems offers a *TouchControl* IC that operates up to 32



AMI TCK-100 TouchControl evaluation kit.

touch switches for toy, game, electronic music, computer, keyboard, appliance and tool applications.

The *TCK100* evaluation kit is available for \$29.95 from AMI distributors with a prewired control panel, the AMI S9263 IC with 16 touch switches and an instruction package.

American Microsystems, Incorporated, 3800 Homestead Road, Santa Clara, CA 95051. **R-E**

EIA proposes new CB standards to cut TVI

The Citizens Radio Section of the Electronic Industry Association has proposed to the FCC that new standards be adopted to eliminate much of the annoying TVI caused by CB signals. Specifically, it was recommended that CB *harmonic* emissions be kept 75-dB below the present 4-watt power limit.

Harmonics, although nonessential in CB communications, have a way of interfering with some TV channels. If a CB set is properly adjusted and operated, the chances are its signals won't interfere with TV reception. However, occasional interference does occur in high-density areas. The proposed EIA standards would cover such contingencies. Inexpensive filters can be used to relieve exceptional cases of TVI.

EIA spokesmen have also asked that firm action be taken against illegal power amplifiers, known as "linears," in order to significantly reduce the TVI experienced from CB sets. The FCC has proposed action in this area.

Other causes of poor TV reception have

been laid at the door of automobile ignitions, household appliances, fluorescent lights, etc. One EIA study found that from 60 to 100 devices are capable of such TV and radio interference in the average home.

Advanced microcomputer seminar held on cruise ship


The Virginia Polytechnic Institute and State University of Blacksburg, VA, has announced an advanced microcomputer Interfacing and Programming Workshop that will be held aboard a cruise ship, the TSS "Carnivale," in the Carribean on June 17-24, 1978.

Featured in the five-day floating workshop will be a hands-on course using the 8080 and 8085 microprocessors. Some of the topics covered will be the use of programmable interface IC's, data acquisition modules, programming techniques and future trends in the field. For more information, contact Dr. Norris Bell, V.P.I. and S.U. Continuing Education Center, Blacksburg, VA 24061. Telephone: (703) 951-6208.

Got Gas Guzzler Gloom?

Try AUTOCOMP for quick relief from high fuel costs.

AUTOCOMP is a continuously updating micro-computer which reads **TRUE MPG** while you drive. Additional pushbutton controls also give automatic readouts of Time, Distance and Fuel Consumption. You can monitor your engine's performance and your vehicle's efficiency. AUTOCOMP will help you save fuel improve your driving habits, and provide you with valuable time and trip data. Install AUTOCOMP before your next trip and beat high fuel costs!



AUTOMATICALLY DISPLAYS:

- **FUEL USED** — When the FUEL button is depressed, the display indicates the amount of fuel the vehicle has used since last fill-up, beginning of trip, or last reset (up to 1000 gallons)
- **DISTANCE TRAVELED** — When the DIST button is depressed, the display indicates the distance the vehicle has traveled since the last reset (up to 1000 miles)
- **INSTANT MILES/GALLON** — When the INST MPG button is depressed, the display indicates how many miles per gallon the vehicle is attaining at each moment (up to 200 mpg)
- **AVERAGE MILES/GALLON** — When the AVE MPG button is depressed, the display indicates the average miles per gallon the vehicle has attained since the last reset (up to 200 mpg)
- **CORRECT TIME [clock]** — When the TIME button is depressed, the display indicates the correct time (in hours and minutes). The clock may also be used to display **ELAPSED TIME**

EXAMPLE

09.8
187.2
21.3
19.1
3:45

AUTOCOMP comes with clear, illustrated instructions that make it easy for a do-it-yourselfer to install. Equipment supplied includes the Speedsensor which simply screws onto the speedometer cable, and the digital Flow sensor which easily installs onto the fuel line.



SAVE \$10 OFF REGULAR PRICE

Order now using the coupon below and save \$10 off the regular list price of \$129.50. A one year limited warranty is provided.

AUTOCOMP

SpaceKom, Inc.
212 E. Gutierrez St.
Santa Barbara,
CA 93101

Please send AUTOCOMP Model 1000 Materials at \$19.50 each
Vehicle Make/Year _____ DB/A _____ Exp. Date _____
City _____ State _____ Zip _____
Check/Money Order enclosed _____
Signature _____
Print Name _____
Address _____
City _____ State _____ Zip _____

CIRCLE 12 ON FREE INFORMATION CARD

FEBRUARY 1978

77

service clinic

How tuned horizontal output circuits work and how to troubleshoot them. JACK DARR, SERVICE EDITOR

IN ORDER TO FIX THE FAULTS ELECTRONIC technicians find, you *have* to understand the failure mechanism, not only what happened but why.

Technical writers also must first understand a product or problem thoroughly, so that readers can understand what's being described. For instance, there's one circuit I haven't written anything about until now simply because I didn't understand it. I knew what it was doing, but I couldn't find out what was causing the problem.

I am referring to the horizontal-output circuit, used in a great many solid-state color TV sets. This is the circuit with the famous four-legged capacitors across the horizontal-output transistor. Whenever these capacitors go bad, the high voltage rises to tremendous levels and creates all kinds of weird damage. The suggested remedy is to "replace the capacitor!" (This reminds me of a juke-box service manual I read once, in which, for a certain problem, the recommended cure was a curt "find cause and repair!")

All things come to him who waits, however, and I finally found an explanation in the Admiral manual, *Circuit Description and Troubleshooting* for their series M45 units. The manual contains a highly detailed and crystal-clear explanation of just exactly how this type of circuit works.

Figure 1 shows the horizontal-sweep circuit of the *model M45* chassis. As in most conventional designs, the transistor drives the flyback transformer and yoke. The current pulse is stepped up to create the high voltage. Everything is normal so far; however, Admiral continues by explaining that this circuit is designed on a "dual-frequency" concept. The *scan* portion of the horizontal sweep is rated at roughly 10 kHz. The retrace portion (flyback pulse) is 40 kHz. These two frequencies have no real relation to the 15.75-kHz line frequency, except that each frequency goes through exactly *one half-cycle* during each period of the scan line. As long as the *total time* period of these two half-cycles adds up to the standard 63.5- μ s scan time, everything is all right. The key frequency is the 40-kHz retrace, and the half-cycle concept must be kept in mind.

Therefore, in this circuit, there are *two*

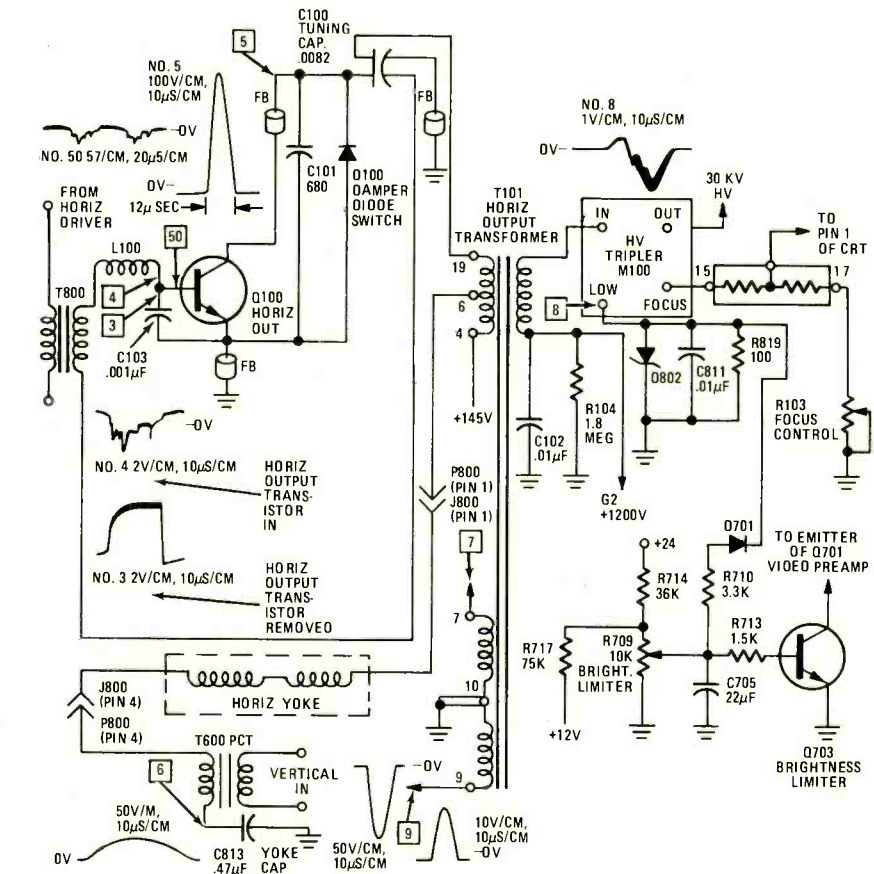


FIG. 1

resonant circuits—the 10-kHz scan and the 40-kHz retrace. The actual scan is similar to that in tube-type TV sets: the horizontal yoke winding is fully charged, and the beam is on the left side of the screen. The damper diode conducts due to the polarity of the voltage developed by the collapse of the magnetic field in the yoke. This voltage sweeps the beam to the center of the screen. At this point, the yoke is discharged and the horizontal-output transistor turns on and recharges it, sweeping the beam the rest of the way across. (It's the familiar concept of "damper sweeps left half, output sweeps right half.") Because of the *time*, this action takes a total of 52 μ s, which is equivalent to one half-cycle at about 10 kHz.

Now the fun begins. During scan, the damper diode and the horizontal-output transistor, which are connected from ter-

minal No. 19 of the flyback transformer to ground in parallel, act as "switches." First one is on, then the other. The first of the two resonant circuits comprises the yoke winding and its 0.47- μ F series capacitor, C813. The few turns on the flyback transformer and a small winding on the pincushion transformer play a minor role due to their size. The yoke and capacitor form a series-resonant circuit at about 10 kHz for maximum efficiency.

Note that in the retrace period, the .0082- μ F capacitor is connected from terminal No. 19 on the flyback transformer to ground. During scan, either the damper diode or output transistor are on, thereby shorting this capacitor. (At the center of the sweep, both the damper diode and output transistor are open, but there is no energy in the yoke.) At the end of the scan, the output transistor is

quickly turned off by the rapid falltime of its base drive pulse, as shown by waveform No. 3 in Fig. 1. The yoke is fully charged and the instant the drive is removed, the magnetic field collapses.

With both switches off the *tuning capacitor* is now in-circuit. A sudden burst of energy is pumped into the *second* resonant circuit that consists of the yoke and the tuning capacitor. Yoke capacitor C813 has a very low impedance. Therefore, it is charged and serves only as a source of electrons. This resonant circuit is tuned to 40 kHz. If a pulse is sent into the circuit, it rings. The circuit then develops a high-voltage pulse because it is of very short duration—the current *changes* much more rapidly, causing a rise in the voltage.

When this high-voltage pulse reaches its peak, the current stops increasing and falls. These two changes develop a current in the yoke that moves the beam all the way back to the left side of the screen, and also recharges the yoke winding. This is a 40-kHz *one half-cycle* of energy and it takes place in about 12 μ s. Adding this and the 52- μ s scan time results in the necessary 63.5- μ s total time for a scan line. (Don't argue with me about the missing half- μ s; I said "about," which should take care of it!)

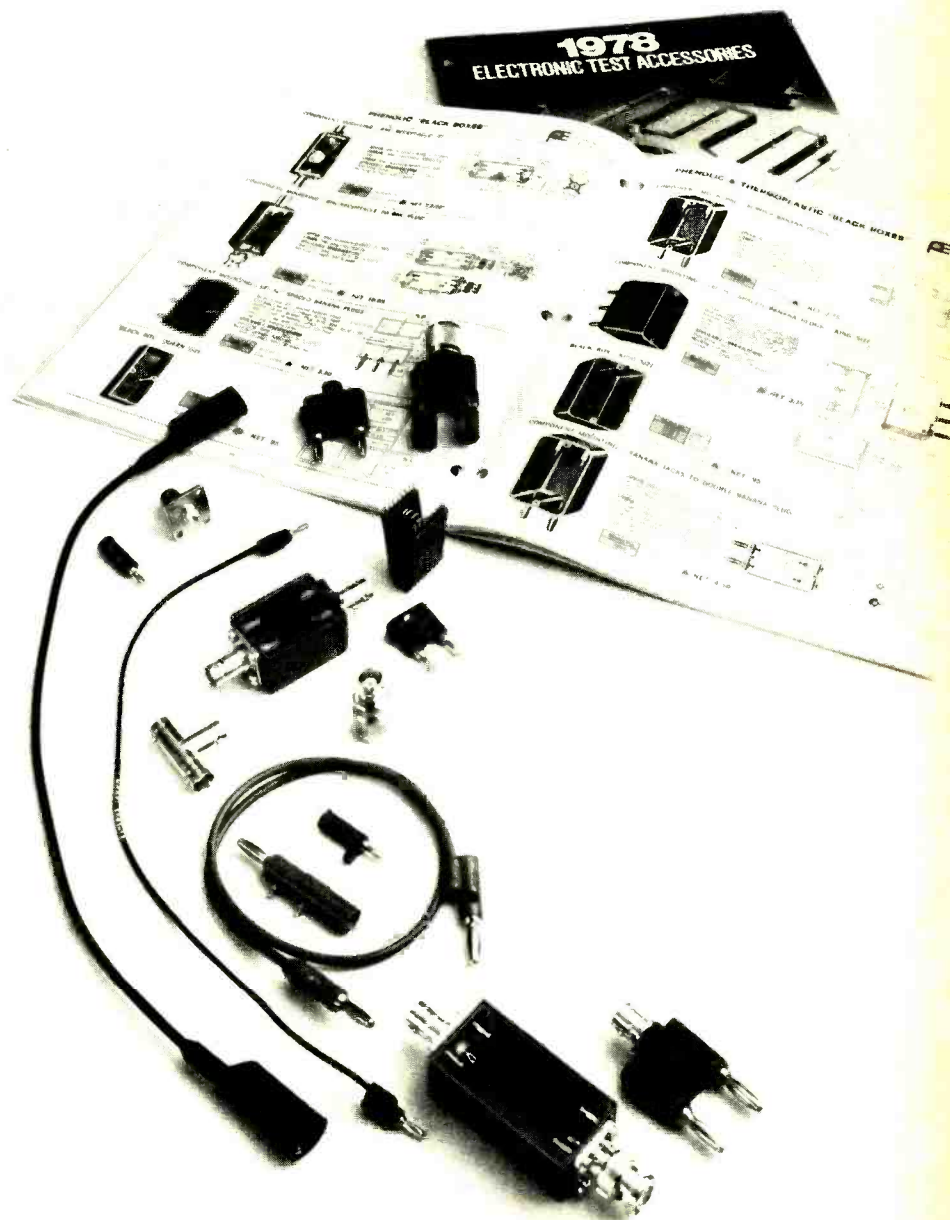
High voltage increase

Now, to get down to the nitty-gritty about why the high voltage rises if something happens to capacitor C813. Figure 1 shows that during scan, capacitor C813 is shorted-out by one of the two switches; therefore, an open capacitor would not affect the scan at all. However, with the capacitor open, during *retrace* all that energy that was pumped into the yoke is being pumped into a resonant circuit. Now, because there are only the yoke inductance and its own distributed capacitance, the resonant frequency goes way up. Instead of only *one* half-cycle, several develop during the same 12- μ s period. Since these half-cycles are all shorter in duration than the correct frequency, what happens? Each half-cycle has a much faster risetime than it should. As a result, the flyback transformer tries to develop a much greater pulse, since the voltage developed by the changing current is proportional to the *rate of current change*. Since the yoke series capacitor is still in-circuit, each pulse charges the series capacitor. The pulses will still be positive-going pulses, since the damper diode will cut off the negative-going halves.

This excessive pulse height will make the high-voltage winding develop tremendous high-voltage values. Field engineers have reported rises of up to 60,000 volts. (The reading might have been higher, but 60,000 volts was the limit of their meters!) It is important to note that this increase in frequency is *not* related to the

continued on page 84

We've got everything in the book



and it's yours free.

You'll find more than 600 electronic test accessories between the covers of ITT Pomona Electronics new 90-page catalog for 1978.

You can "probe" it for probes, "dip" into it for the DIP CLIP™, and "grab" it when you need Grabber™ mini test clips. Or you can check into it for

adaptors, plugs, boxes, cable assemblies, jumpers and lots more, including 42 new items just introduced.

It's your best single source of top quality products for every phase of electronic testing. And it's yours for the asking.

Send for a free copy today. See our pages in EEM.

ITT POMONA ELECTRONICS


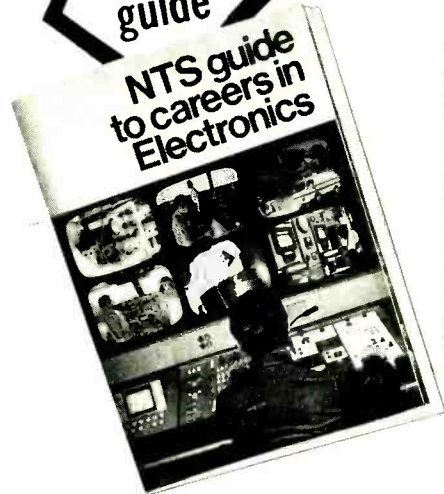
1500 East Ninth St., Pomona, Calif. 91766
Telephone (714) 623-3463 • TWX: 910-581-3822




CIRCLE 74 ON FREE INFORMATION CARD

The better the training the better you'll

Send for
FREE
illustrated
career
guide



**SOLID-STATE
OSCILLOSCOPE**



ELECTRO-LAB



(Simulated TV Reception)

As an NTS student you'll acquire the know-how that comes with first-hand training on NTS professional equipment. **Equipment you'll build and keep.** Our courses include equipment like the **NTS/Heath GR-2001 computerized color TV (25" diagonal)** with varactor diode tuning and digital read-out channel selection; (optional programming capability and digital clock avail.)

Also pictured above are other units — 5" solid state oscilloscope, vector monitor scope, solid-state stereo AM-FM receiver with twin speakers, digital multimeter, and more. It's the kind of better equipment that gets you better equipped for the electronics industry.


This electronic gear is not only designed for training; it's field-type — like you'll meet on the job, or when you're making service calls. And with NTS easy-to-read, profusely illustrated lessons you learn the theory behind these tools of the trade.

Choose from 12 NTS courses covering a wide range of fields in electronics, each complete with equipment, lessons, and manuals to make your training more practical and interesting.

Compare our training; compare our lower tuition. We employ no salesmen, pay no commissions. You receive all home-study information by mail only. All Kits, lessons, and experiments are described in full color. Most liberal refund policy and cancella-

and the equipment be equipped.

**COMPARE OUR
KITS AND LESSONS.
COMPARE OUR
TUITION.**



HIGH FIDELITY
SPEAKERS

SOLID-STATE STEREO
AM/FM/MULTIPLEX
RECEIVER

COLOR BAR/DOT
GENERATOR

TUBE & TRANSISTOR TESTER

FET-VOM

AM/FM/SW PORTABLE
SOLID-STATE RECEIVER

VECTOR MONITOR
SCOPE

74 sq. in.
Solid-State
B&W TV

SIGNAL
GENERATOR

5" OSCILLOSCOPE

DIGITAL
MULTIMETER

SOLID-STATE 2-METER FM
TRANSCEIVER & POWER SUPPLY

SOLID-STATE
POCKET RADIO

tion privileges spelled out. Make your own comparisons, your own decision. Mail card today, or clip coupon if card is missing.

NO OBLIGATION. NO SALESMAN WILL CALL

APPROVED FOR VETERAN TRAINING

Get facts on new 2-year extension

NATIONAL TECHNICAL SCHOOLS

TECHNICAL-TRADE TRAINING SINCE 1905
Resident and Home-Study Schools
4000 So. Figueroa St., Los Angeles, Calif. 90037

NATIONAL TECHNICAL SCHOOLS Dept. 206-028
4000 South Figueroa St., Los Angeles, Calif. 90037
Please send FREE Color Catalog and Sample Lesson.
NO OBLIGATION. NO SALESMAN WILL CALL.

Color TV Servicing
 B & W TV and Radio Servicing
 Electronic Communications
 FCC License Course
 Electronics Technology
 Computer Electronics
 Basic Electronics
 Audio Electronics Servicing

NAME _____ AGE _____

ADDRESS _____ APT # _____

CITY _____ STATE _____


Please fill in Zip Code for fast service _____

Check if interested in G.I. Bill information.
 Check if interested ONLY in classroom training in Los Angeles.

FREE! GTS-10 two-volume owner's manual.

Get all the facts on the new GTS-10 General Television Servicer - the concept that is changing the course of TV servicing!
Advanced yet sensibly priced at \$349.00 the GTS-10 is the ultimate instrument on the TV service equipment market.

In addition to free two-volume set of GTS-10 owner's manuals you will receive a comprehensive 6 page full color brochure - describing its profit making potential and its many unique patterns as well as information on our 30 day shop trial of GTS-10 General Television Servicer.



SEND TODAY!
Limited time offer on FREE manuals.

Telephone orders of GTS-10 General Television Servicer on VISA and MASTER CHARGE accepted for same day shipment. (303) 275-8991.

ATC

AMERICAN TECHNOLOGY CORP.
225 Main Street
Canon City, CO 81212

Send \$1.00 if First Class delivery is desired.

Name _____ Phone _____
Company _____
Address _____
City _____ State _____ Zip _____

RE02

For faster service

USE ZIP CODE

on all mail

SERVICE CLINIC continued from page 79

horizontal-drive frequency, which stays the same; the change is entirely in the "retrace frequency."

This rise in retrace frequency seems to be due, in the vast majority of cases, to an open tuning capacitor. If the horizontal yoke winding opens, it is not able to store enough energy to develop the high pulse; the same thing applies to the larger series capacitor. This usually kills the horizontal sweep, leaving a thin, bright vertical line. The high voltage does not usually rise except for a small amount due to the reduced beam current needed to scan only one bright line.

It is necessary to use specially designed reliable capacitors that can handle high RF current. This leads to what should be an unnecessary warning—*never* replace these capacitors with an ordinary capacitor. The ones used here seem to be polypropylene or polycarbonate dielectric with high voltage ratings. However, the best substitute is always the set-maker's suggested replacement type.

The Admiral manual describes one good test—scoping the pulse on the horizontal-output transistor collector. The pulse should be about 850 volts peak, but, more important, the pulse width must be very close to 12 μ s. A triggered sweep



FLUKE

3 1/2 DIGIT
MULTIMETER

Fluke 8020A DMM

You get unbelievable field versatility with the 8020A, and it's sized to slip easily into your pocket or service kit. Compact, with big features—like 0.25% dc accuracy and 26 ranges. Conductance ranges for measuring leakage to 10,000 M Ω or transistor beta. Ten megohm input resistance, ac and dc. Battery powered, with a large liquid crystal display.

FOR MORE INFORMATION TOLL FREE HOT LINE
OR TO ORDER CALL 800-223-0474

ADVANCE ELECTRONICS

54 West 45 Street, New York, N.Y. 10036 212-687-2224

THE TEST EQUIPMENT SPECIALISTS



Hands on microprocessor short course with **FREE** take home microcomputer included in the \$499 tuition.

Feb.	20-24	Tucson, AZ
Mar.	6-10	Huntsville, AL
Apr.	3-7	Washington, DC
Apr.	17-21	Lafayette, IN
May	8-12	Los Angeles, CA
Jun.	5-9	Boston, MA
Jun.	19-23	New York, NY

Learn microprocessors first hand from the original hands on people.

For more information call Jerilyn Williams, (317) 742-6802 or write Wintek Corp., 902 North 9th Street, Lafayette, Indiana 47904.

W INTEK

- 6800 Hardware/Software
- Custom Hardware/Software
- In-house short courses

scope set to a speed of 10 μ s-per-cm should show one full-scale division and about 0.2 of the next division, as shown in waveform No. 5 in Fig. 1. If your scope probe won't take an 850-volt pulse, just hold it near enough to the circuit to get a pickup waveform; the width will be accurate. **R-E**

service questions

TUNABLE HUM BAR

Here's a curio for you. This Sylvania DO-5 chassis had what looked like a bright, single hum bar that tended to break up along with a static-like noise in the sound. This effect was most distinct on UHF and high VHF. Below Channel 11, it wasn't evident.

I checked for heater-cathode shorts in

tubes; nothing. I let them heat up to see if this was a hot short. While tapping tubes and watching the picture, I noticed that the UHF pilot light was flickering like a Christmas-tree blinker lamp, right along with the blinking hum bar! The pilot lights are NE-2H neon lamps, each with a 30K dropping resistor.

New pilot light, no hum bar! I'm sending you this lamp for your collection.

(Thanks very much to A. C. O'Neal, San Diego, CA, for this curiosity.)

SCOPE CALIBRATION OFF

I'm working over an Eico 460 scope that I picked up. I get a very funny waveform in the CALIBRATE position! Instead of a 60-Hz sine wave, it looks like this (see diagram). I've checked all the tubes, no help. Please advise.—L.M., Coraopolis, PA

It looks as if there's something wrong in the sweep. It doesn't start until it reaches that point, then suddenly jumps up to normal amplitude. This means there's an unbalance somewhere. Check all of the resistors in the vertical and horizontal sweep and output stages. Some of them may have gone way off. This is a common problem in the older scopes.

(Feedback: "Bingo! I remembered that the person I got the scope from said that he'd built it. Evidently he was color blind! He interchanged R10 (grid peaking resistor, vertical input stage—Ed.), which should be 220K for R36 (plate supply resistor for push-pull vertical output stage—Ed.), which should be 22K. I swapped 'em back, and it works.")

VOLUME OUT OF CONTROL

I have a peculiar problem with an RCA VCR-243 AM/FM stereo. When the set has warmed up, the volume starts to go up slowly, and the volume control won't cut it down. This is intermittent and can happen any time after it's warmed up. The volume control has been replaced. Everything else is normal. What causes this?—W.F., Marysville, KS

The crystal ball says your ground is not grounded, on the bottom of the volume control! Like all stock volume-control circuits, this one is actually an "audio signal voltage divider." The slider varies the amplitude of the signal fed to the audio input. To reduce this level, it must go to a good ground—a point equal to zero signal level. If the ground is imperfect, there will still be too much audio getting through. I suggest you run a jumper from a known ground over to the volume control's bottom terminal.

I had a case like this not long ago. It turned out that the bottom of the volume control wasn't "DC-grounded", but it certainly was for audio. A 20- μ f electrolytic bypass capacitor from the bottom of the control to ground was open.

In either case, you can verify this quite easily by simply scoping the bottom terminal of the control. This should show absolutely *no signal* at any time.

FAULTY ROTATOR

I ran into a Channel-Master 9524C rotator that won't rotate. I don't have any data on this, and not much experience with rotators. Do you know how to test these?—K.S., Bellingham, WA

Check the cable up to the rotor for continuity and correct resistance. If this is OK, then see if you get 20 volts AC at each of the secondary windings of the transformer. If you do, and the motor hums but won't run, the phasing capacitor C is probably open.

Capacitor C is a 110–120 μ f nonpolarized electrolytic; either a Sprague AM-510 or equivalent. Note that each half of the motor can be switched so that the capacitor is in series with it, while the other one goes directly to the transformer. This gives you the phase shift needed to make the motor start and run.

PICTURE/COLOR PROBLEMS

I have an unstable picture in a Zenith 19EC45. It falls out of horizontal sync and also rolls vertically. At the same time, the color goes bad. It goes out of sync, or shifts in hue. Can you help?—C.S., Vergennes, IL

All these troubles can probably be fixed at once. Just get the horizontal sync problem fixed up. Try running a horizontal-oscillator setup, and check the AFC diodes. These are separate in this chassis; try replacing both of them at once.

If your horizontal oscillator is unstable, this causes keying-pulse instability, which can upset not only the vertical sync, but the automatic gain control, color and everything else.

Note: Check the 330-ohm resistor in the emitter of the sawtooth shaper on the 9-90 board; if it's risen in value this has caused problems.

(Feedback: "Got it!")

FAULTY SWITCH CAUSES TV TROUBLES

I've a batch of problems in this Sears 528.427-11012! It was serviced; worked for 24 hours; then blooie. I found six tubes shorted. I replaced them. The set now had vertical, sound, RF, but very little horizontal. I found a 30KD6 in the horizontal output. This should be a 40KD6. Now there's lots of color, plenty of sweep, but no RF or audio! Now what?—J.R., Newark, OH

(I wrote him suggesting checking for video, since he seemed to have color but no black-and-white picture, etc. Later, he answered:)

I checked all the things you suggested; no dice. The problem turned out to be strange but simple. It was the *on-off switch!* This set uses a triple switch, which is supposed to turn on the heaters and the B+; two of the switches were shorted. I was getting only about half the B+ voltage plus other things. I replaced the switch with a factory duplicate, and now it works.

BETTER THAN A THIRD HAND!



PANAVISE TILTS, TURNS, AND ROTATES TO ANY POSITION. IT HOLDS YOUR WORK EXACTLY WHERE YOU WANT IT.

PanaVise has great strength yet is gentle enough to firmly hold delicate objects.

Quite possibly the finest new tool you will buy this year, PanaVise is built to exacting professional standards. We guarantee it!

Illustrated is the Electronics Vise Model 396. Three other bases and a wide variety of heads are available. All interchangeable! Buy a basic unit, then add on to create your system.

Available through your dealer. Write for a free catalog.

PANAVISE® Dept. 5E

10107 Adella Ave., South Gate, CA 90280
In Canada: 25 Toro Rd., Downsview, Ont. M3J 2A6



A Division of Colbert Industries

CIRCLE 63 ON FREE INFORMATION CARD

New Slim-Body scope probes from B&K-PRECISION ...cost effective and really rugged!

B&K-PRECISION's new line of 10:1 direct scope probes is designed to be compatible with most scopes available, up to 50MHz. All are rated at 500Vp-p. B&K-PRECISION slim-body probes range in price from \$25-\$35.



- Entire probe body molded of rugged plastic—fully insulated
- Spring-loaded retractable tip cover
- Window clearly indicates direct or 10:1 position; pull-apart switch design prevents accidental position switching.
- Clip-on replaceable ground lead
- Slim-body design with steel inner structure
- Compensation capacitor adjustment
- Tough, flexible cable strain relief

Model	Connector	Bandw.	Matches
PR30	UHF	10MHz	15-120pF
PR31	BNC	10MHz	15-120pF
PR34	UHF	15MHz	10-35pF
PR35	BNC	15MHz	10-35pF
PR36	BNC	50MHz	10-35pF

Available for immediate delivery at your local distributor. Write for a free copy of the latest B&K-PRECISION catalog.

BK PRECISION
DYNASCAN
CORPORATION

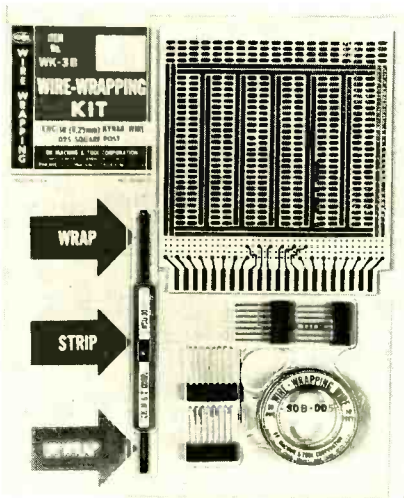
6460 West Cortland Avenue
Chicago, Illinois 60635 • 312/889-9087
In Canada: Atlas Electronics, Ontario

CIRCLE 48 ON FREE INFORMATION CARD

new products

More information on new products is available from manufacturers of items identified by a Free Information number. Free Information Card follows page 122.

WIRE-WRAPPING KIT, model WK-3B, contains wire-wrapping tool (model WSU-30) that wraps and unwraps AWG No. 30 wire on .025 square pins and has built-in wire stripper. Kit also includes 50-ft roll of insulated silver-plated cop-




per wire, two 16-pin wire-wrap DIP sockets and two 14-pin wire-wrap DIP sockets. Also included is new 4 x 4 1/4-in. PC board, model H-PCB-1, made of glass-epoxy laminate with solder-coated copper pads.—OK Machine and Tool Corp., 3455 Conner St., Bronx, NY 10475.

CIRCLE 102 ON FREE INFORMATION CARD

COMPUTER KEYBOARD, PRO, has alphanumeric lock key for changing outputs from typewriter to teletype code and 5 unassigned (non-dedicated) relegendable keys; unit can easily piggy-back a daughterboard and lends itself to do-it-yourself customizing.

Alterable customizing options include negative logic or tri-state positive logic (accomplished via




simple IC substitution); a high-voltage, CMOS-compatible output; encoded or nonencoded outputs; flexible key assignments; card connector on PC board for auxiliary keyboard; automatic repeat function; optional parity bit; varied strobe pulsewidth; output latch with auxiliary circuit and optional shift-control mode. Key array includes

full 128-character ASCII output code, four modes (lower case, upper case, control case and teletype alpha-lock), TTL and DTL-compatible outputs, a +5-volt supply at 325-mA maximum. Unit price: \$135 prepaid. Free brochure available.—Cherry Electrical Products Corp., Frank Amenda, Box 718, Waukegan, IL 60085.

CIRCLE 103 ON FREE INFORMATION CARD

I/O CONTROLLER, model PIO4800, is a 6-port programmable device. This 5 x 10-in. S-100 bus-compatible PC board can interface computers to any parallel device with or without handshaking. Two channels, three different modes per channel, can be programmed for up to three 8-bit ports



which can be operated simultaneously. Whether a port is to be an input, output or bidirectional port is determined by a single control word. This control word determines the mode of each port, direction, strobes and interrupt capabilities. Price: \$149.—I O R, Box 28823 (Dept. D-200), Dallas, TX 75228.

CIRCLE 104 ON FREE INFORMATION CARD

HEAVY-DUTY POWER SUPPLY, model PS-5, is rated at 13.6 volts, 5 amperes continuous, making it suitable for CB 40-channel AM and SSB radios. The unit features short-circuit protection,




a rugged heavy-gauge aluminum case and a one-year warranty. List price: \$49.95.—Communications Power, Inc., 2407 Charleston Rd., Mountain View, CA 94043.

CIRCLE 105 ON FREE INFORMATION CARD

FREQUENCY-RESPONSE RECORDER, model LFR-5600, uses an audio sweep oscillator and pen recorder to measure and graphically record

frequency response, wow and flutter, drift, voltage and temperature readings for high-fidelity audio equipment. Among unit's features are automatic start to simplify tape recorder response measurements; 1-kHz and 333-Hz standard signal frequencies for reel-to-reel or cassette recorders; 25-dB, 50-dB or linear scales; higher sensitivity measurement capability; slow speed range to permit long-term drift measurements.



Meter can also be used as a sweep-frequency indicator for easy voltage calibration.

Applications include measurements of audio amplifier frequency response and S/N ratio, low frequency response of speaker systems and amplifiers, tape recorder frequency response and S/N ratio, phonograph cartridge frequency response, filter design tests, reel-to-reel and cassette recorder wow, flutter and drift measurements. Priced at under \$3000.—**Leader Instruments Corp.**, 151 Dupont St., Plainview, NY 11803.

CIRCLE 106 ON FREE INFORMATION CARD

HOME PINBALL MACHINE, *Fireball* kit contains all solid-state electronics. Bright red LED's display scores, up to four players, automatically (individual scores are stored in memory); musical synthesizer plays tunes for bonuses and extra



scores. Bonus balls are awarded automatically. Unit can be programmed for beginner or advanced skill levels. Large playfield contains player-controlled flippers and "thumper bumpers" and "sling shots." Kit price: \$699.95.—**Heath Co.**, Dept. 350-480, Benton Harbor, MI 49022.

CIRCLE 107 ON FREE INFORMATION CARD

HEXADECIMAL KEYPADS, models *MMD/HEX-1* and *MMD/HEX-2*, are designed as accessories to E&L Instruments' model *MMD-1* Mini-Micro Designer training and development computer. Calculator-type 16-key array has 8 additional function keys that permit the user to execute programs, modify or examine contents of memory and registers and monitor programs performance.

Factory-programmed HEX L/D PROM for hex conversion replaces original HEX PROM in the model *MMD-1*. The model *MMD/HEX-2* is provided with one pair of 0.3-in.-high LED hexadecimal

displays; 2 additional displays are optional (displays can also be added to the model *MMD/HEX-1*). Both keypads come with conversion PROM, integrated circuits, interconnection cable



and instruction manual. Both measure $7\frac{1}{4} \times \frac{3}{4} \times 3$ in., and weigh about 1 lb. Prices for the model *MMD/HEX-1*, assembled: \$125; kit: \$105. The model *MMD/HEX-2* costs \$185 assembled; kit, \$155 (including display pair).—**E&L Instruments, Inc.**, 61 First St., Derby, CT 06418.

CIRCLE 108 ON FREE INFORMATION CARD

HANDS-FREE TELEPHONE AMPLIFIER lets you conduct a conversation while typing, filing, preparing dinner or even taking a bath. System amplifies all parties' voices through speaker unit and can be used at high volumes without feedback whistle or other distortion. Just place phone handset on amplifier unit; pressure-activated switch turns unit on and off automatically. Comes with 56-inch cord and operates on 9-volt battery.

MATHEMATICS ELECTRONICS ENGINEERING MATHEMATICS ADVANCED MATHEMATICS

These unusual courses are the result of many years of study and thought by the President of Indiana Home Study, who has personally lectured in the classroom to thousands of men, from all walks of life, on mathematics, and electrical and electronic engineering.

You will have to see the lessons to appreciate them!

NOW you can master mathematics and electronics and actually enjoy doing it!

WE ARE THIS SURE:—you order your lessons on a money-back guarantee.

In plain language, if you aren't satisfied you don't pay, and there are no strings attached.

Write today for more information and your outline of courses.

You have nothing to lose, and everything to gain!

**The INDIANA
HOME STUDY INSTITUTE**

P.O. BOX 1189


PANAMA CITY, FLA 32401

CIRCLE 15 ON FREE INFORMATION CARD

HOBBYISTS! ENGINEERS! TECHNICIANS! STUDENTS!

Write and run machine language programs at home, display video graphics on your TV set and design microprocessor circuits — the very first night — even if you've never used a computer before!

RCA COSMAC microprocessor/mini-computer



A THOUGHTFUL GIFT
FOR ANYONE WHO MUST
STAY UP TO DATE IN
COMPUTERS AND
ELECTRONICS!

ELF II \$99⁹⁵

SPECIFICATIONS

ELF II features an RCA COSMAC COS/MOS 8-bit microprocessor addressable to 64k bytes with DMA, interrupt, 16 registers, ALU, 256 byte RAM, full hex keyboard, two digit hex output display, 5 slot plug-in expansion bus, stable crystal clock for timing purposes and a double-sided plated-through PC board plus RCA 1861 video IC to display any segment of memory on a video monitor or TV screen.

USE ELF II FOR...

GAMES

Play interactive keyboard games, games with analog inputs, games utilizing your TV set for a video display!

GRAPHICS

Create pictures, designs, alpha-numerics and fabulous animated effects on your TV screen for hour after hour of family fun!

CIRCUIT DESIGN

Design circuits using a microprocessor. Use ELF II as a counter, alarm system, lock controller, thermostat, timer, telephone dialer, etc. The possibilities are infinite!

Coming Soon!

Exclusive Netronics Plug-In Program Debugger and monitor allows visual display of any program on a clock pulse by clock pulse basis to help you learn programming f-a-s-t! • 4k memory • Cassette I/O • D to A, A to D • Controller plug-ins.

SEND TODAY
NETRONICS R&D LTD., Dept. RE2
333 Litchfield Road, New Milford, CT 06776 Phone (203) 354-9375

Yes! I want to run programs at home and have enclosed:
 \$99.95 plus \$3 p&h for **RCA COSMAC ELF II kit**. Featured in **POPULAR ELECTRONICS**. Includes all components plus everything you need to write and run machine language programs plus the new Pixie chip that lets you display video graphics on your TV screen. Designed to give engineers practice in computer programming and microprocessor circuit design. ELF II is also perfect for college and college-bound students (who must understand computers for any engineering, scientific or business career). Easy instructions get you started right away, even if you've never used a computer before!

As your need for computing power grows, five card expansion bus (less connectors) allows memory expansion, program debugger/monitor, cassette I/O, A to D and D to A converters, PROM, ASCII keyboard inputs,


controllers, etc. (soon to be available as kits). Manual includes instructions for assembly, testing, programming, video graphics and games plus how you can get ELF II User's Club bulletins. Kit can be assembled in a single evening and you'll still have time to run programs, including games, video graphics, controllers, etc., before going to bed! \$4.95 for 1.5 amp 6.3 VAC power supply, required for ELF II kit. \$5.00 for RCA 1802 User's Manual.

I want mine wired and tested with the power transformer and **RCA 1802 User's Manual** for \$149.95 plus \$3 p&h. Conn. res. add sales tax.

NAME _____
ADDRESS _____
CITY _____
STATE _____ ZIP _____
 Send info on other kits!
Dealer Inquiries Invited

CIRCLE 66 ON FREE INFORMATION CARD

PAIA 8700 Computer Controller



The Answer For...
Student
Hobbyist
Manufacturer

8700 Processor: 6503 MPU. Wear free "Active Keyboard", Micro-Diagnostic, Extensive documentation. Fully Socketed.

Piebug Monitor: User Subroutines, Relative address calculator, Pointer High-low, Back-step key.

Cassette Interface: Load & Dump by file #, Positive indication of operation, Tape motion control.

Applications systems from \$90 (10 unit quantity)
Development systems from \$149 (single unit)

TELL ME MORE I want to see for myself that the 8700 is The Answer.
() Please send documentation \$10 enclosed.
() send price lists & FREE Catalog of other PAIA kits.

name: _____
Address: _____
City: _____ State: _____ zip _____

PAIA DEPT. 2-R • 1020 W. Wilshire Blvd.
ELECTRONICS • Oklahoma City, OK 73116 •

CIRCLE 22 ON FREE INFORMATION CARD

Amplifier base measures 4 × 8 inches; speaker base measures 3½ × 4¼ inches. Net weight: 15 oz; gross weight: 24 oz. Suggested retail price,



\$19.95.—Saxton Products, Inc., 215 N. Rt. 303, Congers, NY 10920.

CIRCLE 109 ON FREE INFORMATION CARD

CB ANTENNA KIT, Readywhip model 18-2065, contains a 48-in. top-loaded fiber glass antenna. Special process distributes power to coil for optimum performance and the VSWR is 1.5:1 or less across entire 40-channel band. Kit comes



with trunk mount, coax cable, hardware and installation manual.—GC Electronics, 400 S. Wyman, Rockford, IL 61101.

CIRCLE 110 ON FREE INFORMATION CARD

DIRECT DRIVE TURNTABLE, model 6150, has brushless low-voltage DC servo-controlled motor system to minimize vibration. Two separate controls (33 rpm and 45 rpm) allow for ±3% speed variation. Precision tone arm is resonance-free



throughout audible range and features a viscous damped cue control. Wow and flutter is specified to be less than .045%. Built-in strobe light provides speed indication. Suggested retail price is \$169.95.—Marantz Co., Inc., 20525 Nordhoff St., Chatsworth, CA 91311.

CIRCLE 111 ON FREE INFORMATION CARD

FREQUENCY MULTICOUNTERS, models 1912A and 1925A, provide overall versatility of operation for use in industrial, communications and computer fields. Following the company's introduction of the models 1910A and 1911A, both these counters offer period, period-average and

totalize modes. The model 1912A (shown) provides a range of 5 Hz to 520 MHz on a 7-digit LED readout. A trigger level control and attenuator allow you to measure in the presence of noise. Input impedance on the model 1912A is 1 megohm from 5 Hz to 125 MHz and 50 ohms from 50 MHz to 520 MHz. Sensitivity is rated at 15 mV across the major portion of the input bandwidth. Unit can be ordered with either 2 ppm or .5 ppm TCXO at 0° to 50°C; aging rate on both is .3 ppm.



External timebase allows counter to be used with 10-MHz frequency standard. Optional internal rechargeable battery pack provides up to 4 hours continuous operation. Unit features autoranging, autoreset, manually selected gate times and self-check function.

The model 1915A provides a 5-Hz to 125-MHz range on a 9-digit LED display, and also available is a 520-MHz, 50-ohm option. (Must be ordered at time of purchase.) Unit is especially designed to meet major portion of military RFI-EMI specification MIL STD 461. A 2 ppm TCXO is standard. An optional 1 × 10⁻⁷ ovenized timebase is also available. Price of the model 1912A: \$620; model 1925A: \$750.—John Fluke Mfg. Co., Inc., Box 43210, Mountlake Terrace, WA 98043.

CIRCLE 112 ON FREE INFORMATION CARD

COMPUTER TERMINAL KIT, model CT-64, contains everything needed for a complete terminal compatible with MODEMS and ASCII computer systems. Terminal features 16 lines of 32 or 64 characters per line, scrolling or page mode, upper and lower case characters, reversed character printing, control character printing, cursor



control and control character decoding. Comes with power supply, keyboard, serial interface, beeper, assembly instructions, chassis and cover. Optional model CT-VM video monitor available assembled. Prices: model CT-64, \$325 post-paid; model CT-VM, \$175.—Southwest Technical Products Corp., 219 W. Rhapsody, San Antonio, TX 78216.

CIRCLE 113 ON FREE INFORMATION CARD

DIGITAL PULSER, model DP-1, handheld pulse generator is short circuit and overload protected, which permits fast, easy circuit tests. Single-pulse or 100 pulse-per-second testing is accomplished via pushbutton selection of single-shot or continuous modes. LED indicator flashes once for single pulse or continuously for pulse trains.

After connecting the clipleads to positive and

FREE catalog

of over
2000
small tools,
measuring
instruments,
and supplies

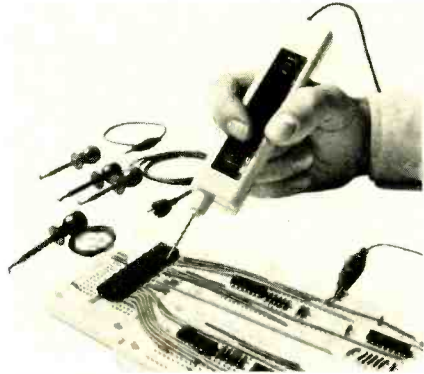


National Camera
2000 West Union Ave. Dept. GBC
Englewood, Colo., U.S.A. 80110

CIRCLE 13 ON FREE INFORMATION CARD

negative power supply points, the user touches the DP-1 probe to the desired circuit point. The DP-1 automatically senses the circuit condition—high or low state—and produces an opposite-state pulse. Permits rapid stimulus-response troubleshooting in TTL, DTL, CMOS and other popular logic families.

Selectable pulse width accommodates CMOS (10 μ s \pm 30%) or TTL/DTL (1.5 μ s \pm 30%). Pro-



vides CMOS circuits with 50-mA source to logic 1, and a sink to logic 0. For TTL/DTL circuits, the model DP-1 can be used as 100-mA source to 3.5V and a sink to .6V for up to 60 loads. Rise time in CMOS is 100 ns, falltime, 8 μ s for a 100,000-ohm load. Instrument measures 5.8 \times 1.0 \times 0.7 in., weighs 3 oz., and can accommodate a variety of test leads. Price: \$74.95.—**Continental Specialties Corp.**, 44 Kendall St., Box 1942, New Haven, CT 06509.

CIRCLE 114 ON FREE INFORMATION CARD

RMS DISTORTION ANALYZER/OSCILLATOR, model 339A, is a lightweight, flexible bench-measurement instrument that, when used as a distortion analyzer, can measure THD from 0.01% to 100% full-scale in nine ranges. Fundamental frequency range is from 10 Hz to 110 kHz, and harmonics can be read to 330 kHz. The voltmeter function measures input levels over a 1.0-mV to 300-volt range full-scale on a 10-hz to 110-kHz frequency range. Used as a distortion oscillator,



instrument delivers a variable output level from <1 mV to <3 volts RMS into a 600-ohm load. The THD is as low as -95 dB or 0.0018%.

The model 339A is simple to use because of its automatic tuning and set-level features. Built-in tracking oscillator lets you save time; the automatic set-level allows you to measure distortion as a function of level. Other features include an AM detector, 30-kHz low-pass filter and switchable VU meter ballistics. Unit weighs 18 lbs. Price: \$1900.—**Hewlett-Packard**, Inquiries Manager, 1501 Page Mill Rd., Palo Alto, CA 94304.

CIRCLE 115 ON FREE INFORMATION CARD

“Maybe it will go away.”

The five most dangerous words in the English language

American Cancer Society
We want to cure cancer in your lifetime.

new lit

More information on new lit is available from the manufacturers of items identified by a Reader Service number. Use the Free Information Card following page 122.

SURPLUS CATALOG, This Month, 32-page catalog lists hundreds of industrial, electronic, scientific and electromechanical products. Kits, computer components, test equipment, switches, holograms and parts cabinets are just some of the items described. Handy order form is included.—**Herbach & Rademan, Inc.**, 401 E. Erie Ave., Philadelphia, PA 19134.

CIRCLE 116 ON FREE INFORMATION CARD

MAGAZINE INDEX, *Periodicals For Craftsmen, Collectors, Hobbyists And Science Enthusiasts*, 42 pages listing more than 470 different magazines, covering the entire hobby spectrum from Art to Writing (as a craft). Eleven pages of publications devoted to science and science-related topics. Listed are address, description of the magazine and subscription price. Cost of the directory: \$2.00.—**Hersey Publications**, Box 515, Stewartstown, PA 17363.

ELECTRONICS CATALOG, No. 1977B, contains 14 illustrated pages of kits and preassembled units, as well as many standard electronic components. The booklet features four pages of digital clock kits. Other items include a prescaler, a frequency counter and an assortment of mini-kits.—**Ramsay Electronics**, Box 4072, Rochester, NY 14610.

CIRCLE 117 ON FREE INFORMATION CARD

COMPUTER INDEX, *Periodical Guide For Computerists, January-June, 1977*, is a handy 32-page index of over a thousand articles, book reviews, editorials and reader correspondence from 22 hobby and professional computer magazines. All material is indexed by subject matter under 90 different categories. Available for \$3.00 postpaid.—**E. Berg Publications**, 1360 S.W. 199th Court, Aloha, OR 97005.

ELECTRONICS CATALOG, *Super Buys*, contains 32 pages of discounted electronic items, from simple (and not-so-simple) components to speaker kits, CB gear, TV, hi-fi and tape equipment, test instruments, etc. There is a handy mail-order form in the back of the booklet.—**ETCO Electronics**, 183G Hymus Blvd., Pointe Claire, Quebec H9R 1E9.

CIRCLE 118 ON FREE INFORMATION CARD

Discover Air The Beautiful Way To Sleep

The Original Velveteen Air Bed



The World's Most Comfortable Mattress
With Independent Air Coil Support

SUPER SALE SAVE UP TO 25% **\$89⁹⁵**
King Size Now Just

The AIR COIL BED has become synonymous with the most revolutionary and luxurious way to spend a third of your life. You are gently but firmly supported by 100% air instead of metal springs and stuffing. Many chiropractors agree the structured Air Coil Bed has unprecedented orthopedic value as a permanent mattress. **Lightweight...Sensual...Adjusts to your comfort.** The Air Bed is an experience in rest or play unmatched by any other support structure. It takes the seasickness, immobility, and weight out of waterbeds. Yet, it gives you the same "give and take" sensation. Two people can sleep on a full, queen or king size bed virtually undisturbed by the other's movements. This is because the air coil construction - with multiple controlled air chambers - supports your body evenly and independently.

Store it on a shelf, take it camping, use it in your van, boat, summer home, on a floor or in a frame. Sunbathe and float on it. All 8" high standard sizes: Twin-39"x74", Double-54"x74", Queen-60"x80", King-74"x80". Inflates in minutes with any air pump or canister vacuum (Adapter included). Durable 20 gauge poly vinyl cleans with soap and water. Repair kit included. 1 year manufacturer's warranty. High Powered Air Pumps. AC pump operates from standard electrical outlet. DC pump operates from auto cigarette lighter. \$29.95 each. Do not be confused by inferior imitations. This is the original, permanent, red velveteen airbed, once priced as high as \$119.95. Because of recent direct-from-manufacturer arrangements, we have been able to eliminate all middleman costs and pass significant savings directly to you.



A Permanent Bed

Credit Card Orders
Call Toll Free
800-323-2272
Ill. Residents Call
312-595-0461

Please send me the following red velveteen finished Air Bed(s). If not satisfied I can return in 10 days for a prompt refund.

	Originally	Now Only
<input type="checkbox"/> King (Item 1374)	\$119.95	\$89.95
<input type="checkbox"/> Queen (Item 1360)	\$89.95	\$69.95
<input type="checkbox"/> Full (Item 1354)	\$79.95	\$59.95
<input type="checkbox"/> Twin (Item 1339)	\$59.95	\$44.95

Additional \$4.95 per bed for shipping and handling. Illinois Residents add 5% sales tax.

Air Pumps \$29.95 ea. AC (Item 0004) DC (Item 0005)
 Check or M.O. enclosed Please Charge my Credit Card
 Bank Americard Diners Club Carte Blanche
 Master Charge American Express

Credit Card No. _____ Exp. Date _____

Master Charge No. _____ Exp. Date _____

Name _____

Address _____

City _____

State _____ Zip _____

Signature _____

REMB-032

Contemporary Marketing Inc.
790 Maple Lane, Bensenville, Ill. 60106

Call Toll Free:
800-323-2272
Illinois Call:
312-595-0461

CIRCLE 87 ON FREE INFORMATION CARD

Try this exciting new hobby!

Build your own electronic concert organ. It's easy. No technical knowledge required. Just follow the clearly pictured instructions of the famous Wersi do-it-yourself system. Choose from seven different models. Send \$2.00 (refundable) with coupon for colorful 104 page catalog.



Wersi Electronics, Inc.
Dept. 24, Box 5318
1720 Hempstead Road
Lancaster, PA 17601

Enclosed is \$2.00 for my copy of your 104 page catalog.

Name _____
Address _____
City _____ State _____ Zip _____

CIRCLE 72 ON FREE INFORMATION CARD

new books

ACTIVE NETWORK DESIGN, by Claude S. Lindquist. Steward & Sons, Box 15282, Long Beach, CA 90815. 749 pp. 7 X 10 in. Softcover, \$21.95; in California, \$23.27.

This guide describing filter design and applications is helpful for engineers, technicians and hobbyists who must understand signal processing and filtering, and adapt, specify or design filters for their own use.

The book is divided into two sections: Part I deals with general concepts and analysis; Part II is concerned with design specifics. The book includes many designs and tables; problems and solutions; references and original and unpublished research results; and a complete cross-referenced index.

ILLUSTRATED HANDBOOK OF ELECTRONIC TABLES, SYMBOLS, MEASUREMENTS AND VALUES, by Raymond H. Ludwig. Parker Publishing Co., Inc., West Nyack, NY 10994. 352 pp. 7 1/2 X 10 in. Hardcover \$17.95.

Technicians, engineers, instructors, experimenters and hobbyists will find much vital technical information in this easy-to-use reference guide that covers a broad range of the most used electronic data. Many helpful formulas, values, symbols, measurements, etc., are included along

with a complete collection of troubleshooting techniques and shortcuts. In addition, the book takes you through a step-by-step examination of many specialized electronic areas, such as digital circuits, microwave characteristics, semiconductors and industrial applications. Equally useful to the engineer and hobbyist.

HOME COMPUTERS: 2" QUESTIONS AND ANSWERS, VOLUME 1: HARDWARE, edited by Rich Didday. Dilithium Press, Box 92, Forest Grove, OR 97116. 225 pp. 5 1/2 X 9 in. Softcover \$7.95.

HOME COMPUTERS: 2" QUESTIONS AND ANSWERS, VOLUME 2: SOFTWARE, edited by Rich Didday. Dilithium Press, Box 92, Forest Grove, OR 97116. 175 pp. 5 1/2 X 9 in. Softcover \$6.95.

The series gets its title from the fact that there are 2¹⁰ or 1024 questions and answers in the two volumes. These two volumes are written in easy-to-follow question-and-answer format to help the average reader with little or no computer knowledge not only to operate his own computer but become more knowledgeable generally in both home computing and programming. The material is presented in the form of a dialogue, in clear informal style. The material covered progresses in an orderly structured fashion from basics of hardware and software to details of special microprocessors. The book's format also lends itself to leisurely browsing. Instruction sets and a bibliography form part of the extensive appendices.

PROGRAMMING MICROPROCESSORS, by M. W. McMurrin. Tab Books, Blue Ridge Summit, PA 17214. 279 pp. 5 1/2 X 8 1/2 in. Hardcover \$9.95.


This book is intended to give a basic understanding of microprocessor design and functions and to allow the reader to prepare workable computer programs with relative ease. Topics discussed are hardware and software, fundamentals of processor arithmetic, numerical conversion, scaling techniques for magnitude control of fixed-point processor data, floating-point arithmetic, and how to use and store data efficiently. The text is illustrated with pictures, schematics and tables. Conversion tables, an AMP instruction set and a RAM work sheet are contained in the back of the book.

HANDBOOK OF ADVANCED SOLID-STATE TROUBLESHOOTING, by Miles Ritter-Sanders, Jr. Reston Publishing Co., Inc., Div. of Prentice-Hall Co., Reston, VA 22090. 255 pp. 6 X 9 in. Hardcover \$15.95.

This book presents a comprehensive overview of practical solid-state troubleshooting techniques. It outlines preliminary analyses of symptoms as well as pinpointing procedures and malfunctions. The material is aimed at those with some experience in the electronics field. The instruments necessary for troubleshooting—such as multimeters, voltmeters, DMM's, pulse generators, among others—are described with their various applications in troubleshooting solid-state stereo systems, audio amplifier testing and troubleshooting, FM receivers, color TV and advanced semiconductor tests and measurements. The text is illustrated with diagrams, schematics, charts and pictures.

R-E

RADIO-ELECTRONICS



NEW EICO 480 TRIGGERED SWEEP 10 MHz SCOPE

100% Solid State • Includes 10:1 Probe

More Professional scope performance for your money! DC to 10 MHz bandwidth, AC and DC coupling, 11 position calibrated attenuator, 10 mV/cm sensitivity, push-button operation. Outstanding features: Built-in TV Sync Separator; Digitally controlled trigger circuits; reference baseline display; calibrated 21 step sweep speed; Fully regulated power supply; Custom Bezel for standard camera mounting. **Assembled \$425.00**

FREE '78 EICO CATALOG

Check reader service card or send 50c for first class mail. See your local EICO Dealer or call (516) 681-9300, 9:00 a.m.-5:00 p.m. EST. Major credit cards accepted.

EICO-108 New South Rd.
Hicksville, N.Y. 11801



CIRCLE 40 ON FREE INFORMATION CARD

ALDELCO ELECTRONICS COMPANY

NEW IMPROVED DIGITAL ALARM CLOCK KIT 0.5 LED Display 12 hour format Snooze Feature Elapsed Timer Simulated Wood Grain or Black Leather Cabinet \$24.95 12 or 24 Hour Clock Kit. Similar to above but without Alarm or Timer features Only \$23.95 Crystal Time Base Kit for 12 Volt DC use 4.95		
COMBINATION FREQUENCY COUNTER & CLOCK. 0.4 LED Display. .00005% accuracy. 12 or 24 Hour Clock uses 8 AA Nicad batteries (not supplied). Assembled Unit \$99.95 8 Size AA Nicad Batteries 17.50 110 Volt AC Power Supply & Battery Charger 5.95		
VOLTAGE REGULATORS TO220 Package Positive Negative \$1.00 \$1.25 7805 7905 7806 7906 7808 7912 7812 7915 7815 7918 LM309H \$1.10 LM309K 1.10 LM723 .55	NEW—Interall DVM Kit 0-200 MV, expandable, PC Board part and instructions, liquid crystal display \$39.95 LOGIC PROBE KIT DIGIPEAKE-A \$9.95 Kit of parts for power supply includes schematic: 5 Volt, 6 Amp \$17.95 +15 and -15 2 Amp \$16.95	
FETS 40673 1.55 We have transistors. MPF102 .55 Send stamp for catalog.		
MA 1003 National Car Clock Module With 3 push button switches and filters \$19.95 New aluminum cabinet for MA 1003 \$6.95		
WOW LOOK AT THIS JUMBO RED LEDS 11 for \$1.00 Green, Yellow or Orange LED \$1.00 FND 70 CC 0.3 Display LED .49 FND 500 CC 0.5 Display LED .89 CLOCK FILTERS 2 1/2 x 5 1/4" Red, Blue, Green or Amber .60 ea	AMATEUR TV CONVERTER Covers 420 to 450 AM TV BAND. Works on unused Commercial TV Channel KIT ONLY \$39.95 ASSEMBLED \$49.95 BLINKY-FLASHER-TIMER KIT Includes 555, PC Board Parts & Instructions \$2.50	
ACCUKEYER KIT. Uses TTL, includes IC's, sockets, Speaker, PC Board, instructions and all parts ONLY \$19.95 MEMORY KIT. Matches above & other accukeyer kits ONLY \$19.95		
VARIABLE POWER SUPPLY KITS. 5 Amps 5-15 Volt DC \$6.95 add \$1.00 per kit shipping 5 Amps 12-28 Volt DC 6.95		
Visit Our Store. Hours 9:00 AM to 8:00 PM Mon. to Fri. Sat. 9:00 AM to 2:00 P.M. Phone Orders accepted. Visa & Master Charge. ADD 5% FOR SHIPPING. ORDERS UNDER \$10.00 add \$1.00. Foreign Orders add 15% shipping (Except Canada & Mexico) send Certified Check or Money Order in USA funds.		
2281R BABYLON TURNPIKE, MERRICK, N.Y. 11566 (516) 378 4555		

CIRCLE 19 ON FREE INFORMATION CARD

next month

MARCH 1978

■ All About Police-Radar Detectors

How they work and what's available to you today.

■ Build A Digital Multimeter

Take a digital panel meter on a circuit board. Add some extra circuitry and you will end up with a digital multimeter.

■ Build A Portable Frequency Counter

Reads up to 30-MHz, yet fits in your pocket. A calculator-sized device that you'll want to own.

■ Servicing CB Radios For Profit

This special Forest Belt section shows how you can make money servicing CB radios . . . even the inexpensive ones.

PLUS

Hi-Fi Lab Test Reports


Z-80 Computer Corner

Jack Darr's Service Clinic

Hobby Corner

State Of Solid State

and more



INTERNATIONAL FM 2400CH

FREQUENCY METER for testing mobile transmitters and receivers



- Tests Predetermined Frequencies 25 to 1000 MHz
- Extended Range Covers 950 MHz Band
- Pin Diode Attenuator for Full Range Coverage as Signal Generator
- Measures FM Deviation

The **FM-2400CH** provides an accurate frequency standard for testing and adjustment of mobile transmitters and receivers at predetermined frequencies.

The FM-2400CH with its extended range covers 25 to 1000 MHz. The frequencies can be those of the radio frequency channels of operation and/or the intermediate frequencies of the receiver between 5 MHz and 40 MHz.

Frequency Stability: $\pm .0005\%$ from $+50^{\circ}$ to $+104^{\circ}$ F.

Frequency stability with built-in thermometer and temperature corrected charts: $\pm .00025\%$ from $+25^{\circ}$ to $+125^{\circ}$ (.000125% special 450 MHz crystals available).

Self-contained in small portable case. Complete solid state circuitry. Rechargeable batteries.

FM-2400CH (meter only) \$595.00
RF crystals (with temperature correction) ... 24.00 ea.
RF crystals (less temperature correction) 18.00 ea.
IF crystals catalog price



International Crystal Manufacturing Company, Inc.

10 North Lee, Oklahoma City, Oklahoma 73102

CIRCLE 73 ON FREE INFORMATION CARD

ALL TOGETHER NOW!


The acclaimed Equinox 100™ mainframe kit (\$799) is now a complete S-100 system.

Because now there is an Equinox 100™ I/O interface kit (\$120) that handles the hard work of interfacing all your peripherals.

And Equinox 100™ 4K memory kits (\$109). Assembled 8K memory boards (\$188). EQU/ATE™ editor/assembler and BASIC-EQ™ software on cassettes.

It all goes together. It all works together. It's all together now at special system prices.

See The Equinox System™ at your local computer shop. Call toll-free to 800-648-5311. BAC/MC accepted. Or write Equinox Division, Parasitic Engineering, P.O. Box 6314, Albany California 94706.



THE EQUINOX SYSTEM™ When you put it together, it's really together.

CIRCLE 58 ON FREE INFORMATION CARD

Accuracy like a VTVM... Convenience like a VOM...


NEW BATTERY-OPERATED FET SOLID-STATE VOLT-OHMMETER #116

Easy-to-build KIT

\$41.85 =116K

Factory-Wired & Tested

\$56.12 =116W



Now you can get all the benefits of a VTVM (laboratory accuracy, stability and wide range) but with its drawbacks gone: no plugging into an AC outlet, no waiting for warm-up, no bulkiness. New Field Effect Transistor (FET) design makes possible low loading, instant-on battery-operation and small size. Excellent for both bench and field work.

Compare these valuable features:

- High impedance low loading: 11 meg-ohms input on DC, 1 megohm on AC
- 500-times more sensitive than a standard 20,000 ohms-per-volt VOM
- Wide-range versatility: 4 P-P AC voltage ranges: 0-3.3, 33, 330, 1200V; 4 RMS AC voltage ranges: >-1.2, 12, 120, 1200V; 4 DC voltage ranges: >-1.2, 12, 120, 1200V; 4 Resistance ranges: 0-1K, 0-100K, 0-10 meg., 0-1000 meg.; 4DB ranges: -24 to +56DB.

Sensitive easy-to-read 4 1/2" 200 micro-amp meter. Zero center position available. Comprises FET transistor, 4 silicon transistors, 2 diodes. Meter and transistors protected against burnout. Etched panel for durability. High-impact bakelite case with handle useable as instrument stand. Kit has simplified step-by-step assembly instructions. Both kit and factory-wired versions shipped complete with batteries and test leads. 5 1/4" H x 6 3/4" W x 2 7/8" D. 3 lbs.

Send FREE catalog of complete EMC line and name of nearest distributor. RE-2

Name _____

Address _____

City _____

State _____ Zip _____

EMC

ELECTRONIC MEASUREMENTS CORP.
625 Broadway, New York, N.Y. 10012

BIKE SPEEDOMETER

continued from page 40

Figure 5 shows you how the LED's are installed. The 100-ohm resistors should be connected to the anode, and the 1000-ohm resistors to the LED cathodes. Wire them close together and trim the leads short since they will extend into the utility box used as the case. Otherwise, you can mount the resistors parallel to and against the back surface of the faceplate. In this case, cut a large hole in the front surface of the metal box so as to clear the resistors when the faceplate is installed.

Whether to mount the resistors parallel to or at right angles to the faceplate is up to you. Your choice, however, may be dictated by the amount of space available once the PC board is mounted inside the box. The limiting factor is the size of adjusting potentiometer R24. I used a 15-turn, 3/4-inch-long Bourns *Trimpot* and cemented it to the component side of the board. When the PC board is in place in the case, the adjusting screw comes close to the back of the case.

The case has two sections. Use the part with the lips on the front and end surfaces to mount all electrical components. Start by locating and drilling the four mounting holes for the faceplate and PC board. Use a full-size foil pattern of Fig. 4 to locate the mounting holes. Next, cut a rectangular hole in the front of the box to clear the resistors when the faceplate is mounted.

Drill the mounting holes for the two switches and two jacks. Place the switches on one end and the jacks on the other end. The holes are 3/4-inch from the back of the box and approximately 1-inch apart. The important thing is to position the holes so that the switches and jacks do not touch the PC board.

Use special care when mounting the jacks. They must be insulated from the chassis because its outer housing or shell is connected to the positive side of the battery. Use shoulder-type insulating washers or, as I did, mount J2 on a small piece of plastic and cement the plastic behind an oversized hole. Do not

For
faster
service

USE
ZIP
CODE

on
all
mail

FREE ELECTRONICS



STEREO, HI-FI, TV'S, RADIOS, TAPE RECORDERS,
CB, KITS, TOOLS, BOOKS & ELECTRONIC PARTS.

**WRITE FOR YOUR FREE
COPY NOW!**

BURSTEIN-APPLEBEE

3199 MERCIER, KANSAS CITY, MO. 64111
DEPT. RE 2

NAME _____
ADDRESS _____
CITY _____
STATE _____ ZIP _____

install the switches and J2 at this time. The handlebar clamps are mounted on the back section of the box, using No. 6-32 flat-head machine screws. The screw heads go inside the box.

Begin final assembly by attaching the faceplate to the box with four 6-32 × 1/4-inch machine screws. Next, solder the wires from the PC board to the corresponding LED's. Place 1/2- or 3/4-inch spacers over the screws and mount the PC board on top, anchoring the board securely with four nuts and lock washers. Mount the switches and J1. Make the necessary connections to the switches and jacks. These are:

From	To
PC board B+ line	S2 arm contact
J1 center post	S2 fixed contact
PC board B- line	Shell of J1
Q5 collector	One S1 contact
J2 center post	Second S1 contact
Point J2 on PC board	J2 tip contact
J2 shell contact	S2 arm contact


Battery pack

The battery pack consists of five NiCad C cells connected in series. Solder four short pieces of wire to the positive and negative terminals and connect the cells in series. Wrap electrical tape around the cells to form a fairly rigid cylindrical package. Solder a 12-inch lead to the negative terminal and a 3-inch lead to the positive terminal. Cut a piece of 1-inch PVC plastic pipe approximately 12-inches long. Cement a pipe cap to one end and slip the battery inside the pipe, letting the two wires extend from the open end.

Drill a small hole for the two power leads in the end of the remaining pipe cap. A 12-inch piece of 24-gauge 2-conductor speaker cable is used for the power leads. Solder plug PL1 to one end of the cable and feed the other end through the hole in the end cap. Solder these wires to the battery leads and insulate

continued on page 95

Where's the screwdriver?



In a tool box, tools and parts are everywhere. They're hard to find. They get lost. (And they get dirty.)

With a Platt tool case, that wouldn't happen. It's designed so you'll know where everything is. Smaller tools are in individual pockets in our patented one-piece pallet. Larger tools and parts are in compartments. And papers and order book are in lid pockets. (Everything is neat and clean.)

And Platt's tool case helps you look more professional. It comes in handsome, lightweight, durable ABS Thermoplastic. Or rich looking vinyl reinforced by ABS Thermoplastic.


What's more, it also has a 5 year guarantee. Contact us for complete information on Platt's full line of tool cases and your nearest distributor.

Pat. No. 3,880,285

Cases for business and industry.

2301 S. Prairie Ave., Chicago, Ill. 60616 (312) 225-6670

platt



CIRCLE 18 ON FREE INFORMATION CARD

NEW from Polaris **CADDY-PROBE**

40 KV DUAL RANGE


Measures
VOLTAGE
And
CURRENT

RANGE

1: 40,000 VOLTS DC
0-400 MA DC

34.95

Fits Your Caddy



851

UNIVERSAL TEST RIG



\$229.95

PJS-298

C.R.T. Included

- 33KV Leaded Glass CRT
- 40KV Meter
- Build-In Speaker
- Obsolete-Proof

The PJS-298 Universal Test Rig for tube and Solid State TVs designed for servicing high voltage chassis. Built-in speaker for convenient audio checking, 40KV-50Ua sensitivity meter for constant monitoring of the anode voltage. Up-dating is accomplished by means of plug-in modules. (Extension cables included).

FOR FAST TROUBLE SHOOTING

TeleMatic TV MINI-ANALYZER



\$99.95

SG-785


- VHF/UHF Subber
- I.F. - Video Troubleshooter
- Convergence Generator
- Dots and Cross-Hatch Patterns

The "SG-785" is a multi-functional instrument for fast, efficient trouble-shooting and adjustment of all Color and B&W tvs. It is ideal for both shop and field work. (Cables included.)

TeleMatic

108-02 OTIS AVENUE, CORONA, N.Y. 11368

CIRCLE 32 ON FREE INFORMATION CARD



MODEL 101 AUDIO TEST SYSTEM consists of two sine/square/triangle function generators, pulse generator, frequency counter and AC voltmeter. As a system it will generate a frequency response plot on an X-Y recorder or scope.

Time base generator offers symmetrical or independent control of the positive and negative sides of the ramp providing a duty cycle of 1% to 99%. Frequency range is .002 Hz to 100k Hz. Amplitude is 16 Vpp into 500 ohms with ± 5 VDC offset. The time base output drives the X axis of an X-Y recorder. Manual mode provided for setup.

Audio sweep generator provides manual frequency adjustment or log or linear sweep of 20 Hz to 20k Hz. Blanking mode provides zero reference line on an X-Y recorder or tone burst. Amplitude is 16 Vpp into 500 ohms or 10 Vpp into 8 ohms.

Pulse generator frequency range is .002 Hz to 800k Hz. Pulse width is adjusted independent of frequency from 4 seconds to 40 nanoseconds. Outputs are complementary TTL.

AC voltmeter has full scale sensitivities from 1 mV to 250 V. Fast or slow, peak or true RMS and log or linear modes are provided. Output drives Y axis of X-Y recorder.

Frequency counter is 6 digit, 50 or 60 Hz line triggered, and reads either internal or external. Sensitivity is 10% of voltmeter full scale at 20k Hz. 1 or 1/2 second update.

Dimensions: 8 x 14 x 3. Shipping weight: 9 lbs. \$695. Stock to 30 days. Warranty: 1 year, 3 year \$70. Master Charge and Visa. Specs and operating information on request.

1894 Commercenter W. #105
San Bernardino, Ca 92408
(714) 889-7623

FIDELITY SOUND

SHERLOCK HOLMES

continued from page 69

"I'm afraid not yet, Holmes. There is still one little problem."

"What sort of problem?"

"There is no number on this transistor. None at all! And there is no number on the schematic drawing. I swear Holmes! I shall swear off unknown goods! Dash it all!"

"Come, come, Watson. No need to swear at all sir. You must have a thousand assorted transistors in that box. Certainly one, or perhaps any one of them will do."

"But which one, Holmes? How shall I select the proper one?"

"I suspect it is quite elementary, but let me check my latest monograph on transistor substitution." Holmes went to the mantel and rummaged through a stack of papers. He mumbled to himself:

"I really must get these published one day . . . Ah, here is what I was looking for." Holmes read silently for a while. Watson waited, knowing that nothing could be gained by interrupting. Finally, Holmes said:

"Yes Watson, I knew the answer was here. Examine this, it provides your solution."

Watson took the tattered piece of paper and read it. He then did a surprising thing. He put his hand over his eyes,

reached into the box and, as in a lottery drawing, selected a transistor. Without a word, he soldered the "lottery" transistor into the circuit and turned it on. The "New Unknown Amplifier" worked, and with amazing clarity.

"By jove Holmes, you have done it again!"

Watson had made my statement for me. I was flabbergasted. Upon reading the page that had seemingly caused Watson's strange lottery drawing, I read the following:

"If the voltage drop across R_{es} is greater than 1, and R_{b2} is less than 10 times the value of the emitter resistor, almost any transistor will serve adequately as a replacement. That is, if:

$$E_{res} \text{ is greater than } 1 \text{ volt}$$

and

$$R_{b2} = 1 \text{ to } 10 \text{ (but not greater than } 10) \text{ times } R_{es} \text{ (on ohms),}$$

transistor substitution should be easy. If the voltage drop across the emitter resistor is greater than 2 and R_{b2} is equal to R_{es} , it will be difficult to find a transistor (assuming it is not defective) that will not work as a replacement."

It seems that perhaps Watson was more certain of Holmes' theories than Holmes himself. However, my subsequent laboratory investigations lead me to believe that Doctor Watson was right and Holmes a little conservative in a practical situation. From my numerous laboratory experiments, I can wholeheartedly recommend Holmes' methods for use if you are ever confronted with these two problems.

In his monograph, Holmes also mentioned that a substitute transistor should have a maximum collector voltage rating at least that of the value of V_{cc} , a beta figure of 100 or greater in the replacement device (50 for a power transistor) and the calculated collector current should not be greater than 40% of the replacement's maximum rated collector current.

Meanwhile, Holmes and I returned to our discussion of the crystal expectorant container case, and had been at it for nearly an hour when Doctor Watson broke in:

"I say, Holmes, isn't your monograph a little incomplete? I find here several circuits to which your method does not seem to apply!"

"Perhaps, Watson, but it applies to all circuits of its class, and, as for the others, I have also written some insignificant monographs. I will go into more detail later about those. At the moment, I do have a guest and we are both deeply involved in the case of the silver saliva slopper. Later, doctor, later!" **R-E**

Why buy a multi-capability counter for frequency-only measurements?



The 1911A multimeter makes accurate field transmitter frequency checks easy with the optional battery-pack and whip antenna.

For accurate readings in the presence of noise. Our new 1911/12A multi-counters have both trigger-level and attenuator controls.

For high resolution measurement of low frequency control tones in the period or period-average mode.

For economy. They're priced about the same as many frequency-only models, with totalize, autozero, autoranging, manual and automatic range selection, and more. Standard.

- 1911A for 250 MHz applications: \$495*
- 1912A for measurements to 520 MHz: \$620*

Call (800)426-0361, toll free, or write: John Fluke Mfg. Co., P.O. Box 43210, Mountlake Terrace, WA 98043.

*(U.S. price)



1912A 520 MHz model

BIKE SPEEDOMETER
continued from page 93

the connections. Make sure that the positive battery lead goes to the center pin of PL1.

Wheel-switch assembly

Next, cement the reed switch to a $\frac{3}{4} \times 2$ -inch piece of plastic. Recess the switch in a shallow groove made with a small round file. Use Elmer's clear adhesive intended for glass and china or epoxy cement to anchor the switch to the plastic. Look through the glass envelope and note the two flat metal strips that make up the switch. These strips must lie parallel to the surface of the plastic when the switch is cemented in the groove. Solder a piece of No. 24, 2-conductor speaker cable about 20-inches long to the two leads of the reed switch. Connect the other end of this cable to plug PL2.

Testing the speedometer

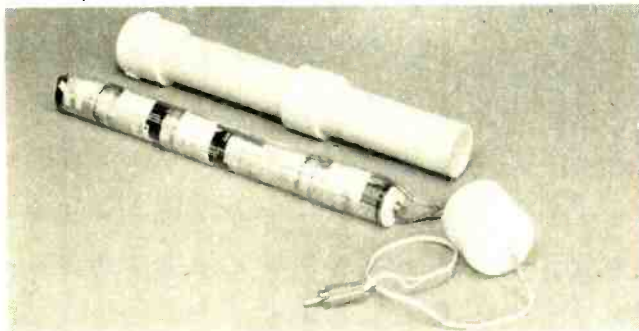
Charge the battery and plug it into J1. Plug reed switch S3 into J2. Turn on the power and see if any of the LED's light up. If they do, then depress the TEST switch and hold it for at least 5 seconds. The 5-second delay insures that the signal pulses from IC6 are counted for at least one fixed time period.

At this point, connect a temporary jumper across the S1 terminals. This leaves both your hands free to hold the speedometer while you adjust potentiometer R24. Adjust R24 until the LED display reads the diameter of the bike's front wheel.

When you are satisfied that the display is stable, remove the jumper lead and observe the LED display. The LED's should go dark after about 3 seconds. Next, check the operation of reed switch S3 by bringing a magnet close to it—the "0" LED should light up. Simulate wheel movement by moving the magnet rapidly back and forth, opening and closing switch S3. The number displayed will change, but don't expect a display of "10" or more. Your hand isn't fast enough.

If the speedometer passes this test, assemble the case and fasten the halves together with sheet metal screws. Unplug the battery and wheel switch. Use epoxy cement to mount each of the two magnets on a piece of $\frac{3}{4} \times 2$ -inch plastic. Mount the magnets temporarily on the front-wheel metal rim of the bike between the spokes. The magnets should be diametrically opposite each other so that as the wheel turns, one magnet activates the reed switch every one-half revolution.

Now, place the reed switch on the inside of the fork in a position where a gap of $\frac{1}{4}$ to $\frac{3}{8}$ inch exists between it and the magnets. Adjust the switch and magnet positions to get proper switch action. Use a good bonding cement such as *Eastman 910* or *Krazy Glue* to fasten the magnets and the switch.



BATTERY POWER SUPPLY. NiCad "C" cells form power supply for speedometer.

Next, make sure that the battery is fully charged (you can use the battery charger shown in Fig. 6 for this purpose) and then mount the battery pack under the bicycle crossbars.

Plug in the battery pack and wheel switch. Close power switch S2 and press TEST switch S1. In approximately 5 seconds, the speedometer will read out the bicycle's wheel diameter. Release the pushbutton and the speedometer is ready for a trial run.

R-E

WHAT'S NEW?

ME, semiconductor teaching kit



The most MODERN, RAPID ECONOMIC way to master space age electronics. Starting even from ZERO by performing over

100 EXPERIMENTS

and creating more than 20 practical applications

You learn all about the most up to date electronic circuits: how to calculate, repair, and design them, while pursuing your favorite hobby. Start from scratch, or improve your present knowledge. train and earn money in your spare time, turn your pastime into valuable job opportunities.

Compare our prices: you receive the entire course, "mini laboratory" and components for LESS than the price of the components alone.

COMPLETE KIT : nothing else to buy *

you get :

—Instruction manual: over 200 pages of detailed step-by-step instructions. Start from scratch, explains basic laws and physics of Electricity, semiconductor principles and operation electronic circuits: form diodes (including diac, zener) transistors, triacs to integrated circuits(CMOS, operational amplifiers) etc...

Over 200 Electronic components: aerospace technologie Printed circuit experiment board, phototransistor, triac, thyristor I.C.S. transistors (including FET, MOSFET) LEDS plus resistors, capacitors, speaker, milliammeter, potentiometers, variable capacitor, etc... etc... etc...

Measuring instruments (you assemble yourself from among components furnished in kit).

ELECTRONIC VOLTMETERS, LOW FREQUENCY MEASURING AMPLIFIER, LOGIC INDICATORS, REGULATED POWER SUPPLY, MULTIAMETER


you perform :

Over 100 different experiments: from the most basic voltage measurements to radio transmitter circuits and including HI FI, Flip Flops, Ic applications, Triac use, etc... etc... etc...

you construct :

More than 20 complete functional systems: light modulator, high fidelity amplifier, radio control set, radio receiver and transmitter, electronic gadgets and games and many, many more.

*Hand tools not furnished.



SAVE \$ 20 - mail coupon today - SAVE \$ 20

I.E.S. 6256 Oakdale Avenue
Woodland Hills - Los Angeles - Ca. 91367

Please send me (QTY) IK2 KIT(S)
I enclose check (or money order) for \$ _____
California residents add 6% sales tax

NAME _____

ADDRESS _____

ZIP _____

CIRCLE 23 ON FREE INFORMATION CARD

Put Professional Knowledge and a
COLLEGE DEGREE
in your Electronics Career through

**HOME
STUDY**

**Earn Your
DEGREE**

by correspondence, while continuing your present job. No commuting to class. Study at your own pace. Learn from complete and explicit lesson materials, with additional assistance from our home-study instructors. Advance as fast as you wish, but take all the time you need to master each topic. Profit from, and enjoy, the advantages of directed but self-paced home study.

The Grantham electronics degree program begins with basics, leads first to the A.S.E.T. degree, and then to the B.S.E.E. degree. Our free bulletin gives complete details of the program itself, the degrees awarded, the requirements for each degree, and how to enroll. Write for *Bulletin R-78*.

Grantham College of Engineering

2000 Stoner Avenue
P. O. Box 25992
Los Angeles, CA 90025

Worldwide Career Training thru Home Study
CIRCLE 61 ON FREE INFORMATION CARD

Bearcat[®] 210 Scanner



\$289.

The Bearcat 210 super synthesized receiver scans and searches over 16,000 different frequencies without expensive crystals. The Bearcat 210 covers 32-50, 146-174 & 416-512 Mhz., and has AC/DC operation. Save over \$60.00 now by ordering on our 24 hour toll-free credit card order line 800-521-4414. In Michigan and outside the U.S. call 313-994-4441. Add \$5.00 for shipping in the U.S. or \$9.00 for air UPS to the west coast. Charge cards or money orders only. Foreign orders invited. Mail your order to: **Communications Electronics, P.O. Box 1002, Dept. 505, Ann Arbor, Michigan 48106.**



Just say charge it! Which card?



HOBBY CORNER
continued from page 71

dering variety of voltages: 3, 4.5, 6, 7.5, 9, etc. You probably also own several AC adapters, each with a different output. Have you ever plugged in the wrong one? (Well, I hope it was a lower voltage rather than a higher voltage, or, at least, that you burned out only a \$3 AM radio!)

I find both the battery and the adapter problems particularly annoying. Usually frustration and annoyance lead to changes; mine did and so can yours.

I use external batteries, especially on seldom-used gear. In fact, several recently constructed projects don't even have compartments for internal batteries.

First, to avoid using the wrong voltages, devise a connector plan. There are many shapes and sizes of jacks and plugs. Select one for 3 volts, another for 4.5 volts, one for 5 volts, and so on. It doesn't matter which you choose for any given voltage; just be consistent.

Next, change the plugs on each of your AC adapters to match their voltages to your connectors. Make adapters that you can use with your bench power supplies.

The next step is to make up battery packs. I use regular battery holders of various sizes; each one has leads and the appropriate plug attached.

The final step is to modify your battery-operated equipment. The power jack of those devices having one must be changed to the proper type to fit your scheme. Add appropriate jacks to those devices lacking them by simply wiring them to the internal batteries.

Now you are in business. When you get ready to use a piece of gear, just plug in a bench supply, AC adapter or a battery pack. The system is quick and convenient and you have to work at it to apply the wrong voltage. (Your devices can still be used in the normal way when you want the compactness and convenience of internal batteries.)

As for batteries, they are easily replaced. There are not a large number sitting around expiring of old age; and if they should leak, it won't happen inside your good equipment!

(Please remember that we want this to be *your* column as much as possible. Send us any suggestions and ideas you would like to see explored. Let us know what you are working on, and, especially, send along any circuits that you would like to share with other readers. See you next month. 73, Doc) **R-E**

WATCH FOR IT

Next month, **Radio-Electronics** will feature a construction article on a portable DMM. The meter is built around a digital panel meter with a "front end" that provides the necessary ranges.



**endeco
soldering &
desoldering
equipment**

**SOLDERING
IRONS**

Pencil style. Safety light. Two heats — 20w and 40w. 6 tips. Unbreakable handle. 2 and 3 wire neoprene cords

**DESOLDERING
IRONS**

Pencil style. Safety light. Some operate at 40w, idle at 20w. 8 tip sizes. 2 and 3 wire neoprene cords

**SOLDERING &
DESOLDERING
KITS**



Everything needed to solder or desolder or both. All in a handy lifetime metal box with hasp

See your distributor or write...

Enterprise Development Corp.

5127 E. 65th St. • Indianapolis IN 46220
PHONE (317) 251-1231

CIRCLE 24 ON FREE INFORMATION CARD

burglar-fire alarm catalog

FREE!

**MORE THAN
900 PRODUCTS**

**detectors,
controls,
sounders,
locks,
tools**



**EVERYTHING NEEDED
TO PROTECT HOME,
BUSINESS, INSTITUTION**

Huge selection of high quality professional alarm products. 64 fact-filled pages with detailed specs, diagrams, technical notes.

Products range from basic switches, controls, bells, sirens to most sophisticated detectors — radar, modulated or passive infrared, microwave, ultrasonics, ion, data links using pulse code multiplex, FSK radio, automatic phone dialers, leased line connections and display panels. Full selection of tools, relays, wire, foil, terminals, books.

WRITE FOR FREE CATALOG TODAY!

(Outside U.S. send \$1.00.)



mountain west alarm
box 10780 • phoenix, az 85064
(602) 263-8831

CIRCLE 16 ON FREE INFORMATION CARD

market center

CLASSIFIED COMMERCIAL RATE (for firms or individuals offering commercial products or services). **\$1.40 per word (no charge for zip code)** . . . minimum 15 words.

NONCOMMERCIAL RATE (for individuals who want to buy or sell personal items) **85¢ per word** . . . no minimum.

ONLY FIRST WORD AND NAME set in bold caps. Additional bold face (not available as all caps) at 10¢ per word. Payment must accompany all ads except those placed by accredited advertising agencies. 5% discount for 6 issues, 10% for 12 issues within one year, if paid in advance. All copy subject to publisher's approval. Advertisements using P.O. Box address will not be accepted until advertiser supplies publisher with permanent address and phone number. Copy to be in our hands on the 26th of the third month preceding the date of the issue (i.e., August issue closes May 26). When normal closing date falls on Saturday, Sunday or a holiday, issue closes on preceding working day.

PLANS & KITS

SAVE 50%. Build your own speaker system. Write **McGEE RADIO ELECTRONIC**, 1901 McGee Street, Kansas City, MO 64108

PLEXIGLAS cabinets: 6 1/4" W x 2 1/4" H x 5 1/2" D. Yellow, black or white cover. Red bezel. Hardware. \$6.25 + \$0.75 shipping. **D.K. RAUER CO.**, Box 638, Vienna, VA 22180

HOBBYIST give your project the professional look. **PRINTED CIRCUIT** boards from your sketch or artwork. Affordable prices. Also fun kit projects. Rush free details. **DANOCINTHS**, Box 261, Westland, MI 48185

NEGATIVE ion generator. Complete plans—\$10.00. Fascinating details—\$1.00. **GOLDEN ENTERPRISES**, Box 1282-RE, Glendale, AZ 85311

CONSTRUCTION plans; over 100. From TV to telephone, from broadcasting to computers. Catalog air mailed \$1.00; includes year's subscription to Electronic Newsletter. **DON BRITTON ENTERPRISES**, PO Box G, Waikiki, HI 96815

67 kHz SCA kits for extended FM reception. Includes drilled Bakelite case, 110 volt power supply parts, **wired and tested** PC board. Quality product. \$47.50. Fully wired \$60.00. **MUSIC ASSOCIATED**, 65 Glenwood Rd., Upper Montclair, NJ 07043 (201) 744-3387

CANADA'S best prices, IC's semiconductors, electronics parts, etc. . . . 1st quality only. Free catalog. **C.M. ELECTRONIQUE**, C.P. 95 Longueuil, Quebec, Canada J4K 4X8 U.S. inquiries.

Independent News Company, Inc. is pleased to announce a **Retail Display Plan** available to all retailers interested in earning a display allowance on **Radio-Electronics** magazine and who purchase the magazines from suppliers other than **Independent News Co., Inc.**, or the publisher.

To obtain details and a copy of the formal contract please write to **Director, Retail Sales Division, Independent News Co., Inc.**, 75 Rockefeller Plaza, New York, N.Y. 10019. Under the display plan in consideration of your acceptance and fulfillment of the terms of formal contract to be sent to you upon your request you will receive a display allowance of 10% of the cover price per copy sold by you. This plan will become effective with all issues of **Radio Electronics** delivered to you subsequent to the date your written acceptance of the formal **Independent News Co., Inc.** Retail Agreement is received and accepted by our Company.

FOR SALE

GOLDMINE of parts, powerful power supply, documentation, in complete **Cartrivision** electronic assembly. Perfect for **microprocessor** and all electronic applications. \$24.95 total. Master Charge, BankAmericard. Free brochure. **MADISON ELECTRONICS, INCORPORATED**, 369, Madison, AL 35758. **Satisfaction guaranteed.**

TELEPHONE recording equipment and other 'unusual' electronic devices. Free information. **GARRISON**, Box 128-B, Kew Gardens, NY 11354



Repeat
"after me,"
"Only you.."



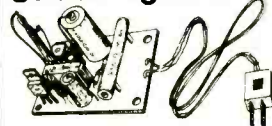
A Public Service of This Magazine
& The Advertising Council

For
faster
service

USE
ZIP
CODE

on
all
mail

Strobe Light Kit

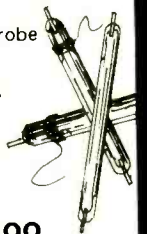


COMPLETE variable-rate strobe light kit. Contains all parts, including line cord, PC board and instructions. Operates on 117 VAC.

\$7.50 each

Strobe Tube Special

BRAND NEW factory prime strobe tubes. Never before available at such a low price. Assortment of 5 strobe tubes, with schematics for building several strobe projects.



5 for only \$2.00

LASCR

Light activated SCR. 200PRV at .3 amps. Extremely sensitive. 4 for \$1.00

6 KV TRIGGER COILS

2 for \$1 required to "fire" xenon flash tubes.

Green Neon

Same as NE2 but glows GREEN. Operates on 120V. 6 for \$1.00

PHOTOFLASH CAPS

350 mf 330V 1.00
720 mf 360V 1.50
1000 mf 360V 1.75



MINI TRIM CAPS

3.5-13PF OR 4-20PF
Your choice 3 for \$1



MV109

TUNING DIODE
2 for \$1.00



5V REED RELAY SPST \$1.00
5V REED RELAY SPDT 1.50
JUMBO YELLOW LED 5/\$1.00
78L05 5V REG. 5/\$1.00
400V 8AMP SCR HSE# 3/1.00

CHANEY
electronics

- Minimum order \$5.00
- Please include \$1 for postage
- Visa, MC and COD accepted.
- Phone orders are welcome.

P.O. BOX 27038, DENVER, CO. 80227 Ph: (303) 973-1052

Send for our FREE GIANT CATALOG of unique items!!!!

CIRCLE 76 ON FREE INFORMATION CARD

POPULAR PRODUCTS

memories: ECONORAM II™

This 8K X 8 static memory board has been the choice of thousands of computerists who use the S-100 buss. Two independent 4K blocks, buffers, tri-state outs, handles DMA devices...and lots more. Kit form.....\$135.00
Assembled, tested, 1 year warranty.....\$155.00
Special! 3 kits (24K of memory).....3/\$375.00

ECONORAM III™

Finally...an 8K X 8 dynamic that really works, no matter what S-100 buss machine you use. Exclusive timing process eliminates the traditional timing problems associated with dynamics.
Zero wait states, configured as two separate blocks for versatility. Not a kit---assembled, tested, 1 year warranty.....\$149.00

ECONORAM VI™

Now you can give your Heath Company I18 something to remember...12K of reliable static memory, for the same price as Heath's 8K board. Same kind of features, and performance, you've come to expect from products carrying the ECONORAM name.
Kit form.....\$235.00

SPECIAL #1 --- 1/4" phone jacks. Mono, closed circuit. Switchcraft at less than the price of imports!! 10/ \$3.00
SPECIAL #2 --- Cable ties Can accommodate bundles of wire or cable from 1/16" to 3/4" in diameter. 100/\$2.95

TERMS: Please allow up to 5% for shipping; excess refunded. Californians add tax. COD orders accepted with street address for UPS. For VISA® or MasterCard® orders (\$15 min) call our 24 hr. desk at (415) 562-0636. Prices good through cover month of magazine.
FREE FLYER: Send for it, be surprised.

74 LS TTL

74LS00....	\$0.30	74LS139....	1.15
74LS01....	0.30	74LS151....	0.95
74LS02....	0.30	74LS155....	1.38
74LS04....	0.33	74LS157....	0.95
74LS08....	0.36	74LS160....	1.40
74LS10....	0.30	74LS161....	1.40
74LS11....	0.36	74LS162....	1.40
74LS12....	0.53	74LS163....	1.40
74LS14....	1.38	74LS168....	1.87
74LS15....	0.30	74LS169....	1.87
74LS20....	0.30	74LS173....	1.65
74LS21....	0.33	74LS174....	1.25
74LS22....	0.33	74LS175....	1.15
74LS26....	0.43	74LS200....	1.88
74LS27....	0.36	74LS257....	1.25
74LS30....	0.30	74LS258....	1.25
74LS32....	0.38	74LS266....	0.53
74LS37....	0.45	74LS283....	1.20
74LS38....	0.45	74LS365/	
74LS42....	0.98	80LS95....	0.75
74LS47....	1.00	74LS366/	
74LS48....	0.98	80LS95....	0.75
74LS74....	0.50	74LS367/	
74LS75....	0.68	80LS97....	0.75
74LS76....	0.50	74LS368/	
74LS86....	0.50	80LS98....	0.75
74LS109....	0.50	74LS386....	0.55
74LS125....	0.63	81LS95....	1.13
74LS126....	0.63	81LS96....	1.13
74LS132....	1.25	81LS97....	1.13
74LS138....	1.10	81LS98....	1.13

GODBOUT

BILL GODBOUT ELECTRONICS
BOX 2355, OAKLAND AIRPORT, CA 94614

CIRCLE 70 ON FREE INFORMATION CARD

FREE catalog. IC's, Semi's. CORONET ELECTRONICS, 649A Notre Dame W., Montreal, Que., Canada, H3C-1H8. US Inquiries.

NAME brand digital/analog test equipment. Discount prices. Free catalog. SALEN ELECTRONICS, P.O. Box 82, Skokie, IL 60076

RECONDITIONED test equipment. \$0.50 for catalog. WALTER'S TEST EQUIPMENT, 2697 Nickel, San Pablo, CA 94806

PRINTED circuit supplies. A process that always works. Send stamp. CIRCOLEX, Box 198, Marcy, NY 13403

NEW! Electronics catalog. Rush \$1.00. Refundable with first order. HOBBIE-TRONICS, 4950 Clearwood Way, Sacramento, CA 95841



YES, YOU CAN BUILD AN ELECTRONIC ORGAN

That has a PIPE ORGAN SOUND

With DEVTRONIX easy to build assemblies. Own the ultimate in organ design & sound at 1/2 the cost of commercial organs.

Several models to choose from.

BROCHURE AND DEMO RECORD \$1.00



Dept. B
5872 Amapola Dr.
San Jose, CA 95129

PRINTED CIRCUIT

Positive Acting Photo Resist; Carbide bits; Bubble etchers; Artwork; Epoxy Glass Boards.

Send stamp & address label for flyer

TRUMBULL

833 Balra Dr., El Cerrito, CA 94530

TTL PLASTIC DUAL-IN-LINE I.C.				CMOS		CMOS		CMOS		TEXAS INSTRUMENTS I.C. SOCKETS (Low Profile Solder Tail)					
SN7400N	12	SN7453N	14	SN74132N	.69	SN74186N	7.50	CD4000BE	13	CD4052BE	1.15	74C14/40014PC	.75		
SN7401N	14	SN7454N	14	SN74136N	.59	SN745188AN	1.85	CD4001BE	16	CD4053BE	.89	74C85/40085PC	1.20		
SN7402N	14	SN7460N	14	SN74141N	.88	SN74190N	1.04	CD4002BE	16	CD4055BE	1.29	80C97/40097PC	.65		
SN7403N	14	SN7470N	.26	SN74142N	3.70	SN74191N	1.04	CD4007BE	16	CD4060BE	.99	80C98/40098PC	.65		
SN7404N	17	SN7472N	.25	SN74143N	3.98	SN74192N	.84	CD4008BE	80	CD4066BE	.59	74C160/40160PC	1.50	8 Pin DIL (C84802)	.15
SN7405N	17	SN7473N	.29	SN74144N	3.98	SN74193N	.84	CD4009BE	37	CD4069BE	.24	74C161/40161PC	1.50	14 Pin DIL (C841402)	.18
SN7406N	.25	SN7474N	.28	SN74145N	.69	SN74194N	.89	CD4010BE	37	CD4070BE	24	74C162/40162PC	1.50	16 Pin DIL (C841602)	.18
SN7407N	.25	SN7475N	.46	SN74147N	1.58	SN74195N	.54	CD4011BE	16	CD4071BE	24	74C163/40163PC	1.50	18 Pin DIL (C841802)	.29
SN7408N	17	SN7476N	.30	SN74148N	1.19	SN74196N	.87	CD4012BE	16	CD4072BE	29	74C174/40174PC	1.40	20 Pin DIL (C842002)	.35
SN7409N	17	SN7480N	.35	SN74150N	.94	SN74197N	.73	CD4013BE	29	CD4073BE	29	74C175/40175PC	1.40	22 Pin DIL (C842202)	.34
SN7410N	14	SN7481AN	.95	SN74151N	61	SN74198N	1.64	CD4014BE	29	CD4074BE	29	74C192/40192PC	1.50	24 Pin DIL (C842402)	.34
SN7411N	20	SN7482N	.55	SN74152N	3.45	SN74199N	1.64	CD4015BE	74	CD4075BE	29	74C193/40193PC	1.50	28 Pin DIL (C842802)	.45
SN7412N	21	SN7483AN	.65	SN74153N	65	SN74201N	1.14	CD4016BE	29	CD4076BE	24	74C194/40194PC	1.40	40 Pin DIL (C844002)	.65
SN7413N	39	SN7484AN	1.50	SN74154N	.95	SN74246N	1.95	CD4017BE	79	CD4078BE	24	74C195/40195PC	1.40		
SN7414N	62	SN7485N	.84	SN74155N	70	SN74247N	1.70	CD4018BE	24	CD4081BE	24				
SN7416N	24	SN7486N	.30	SN74156N	.64	SN74248N	1.75	CD4019BE	79	CD4082BE	29				
SN7417N	29	SN7489N	1.85	SN74157N	.59	SN74249N	1.75	CD4019BE	38	CD4085BE	.75	SG3501AT	3.60	VOLTAGE REGULATORS	
SN7420N	14	SN7490AN	.43	SN74159N	2.50	SN74251N	1.05	CD4020BE	84	CD4086BE	.75	SG3524J	7.25	±5V Dual Tracking Regulator	
SN7421N	20	SN7491AN	.59	SN74160N	85	SN74259N	1.35	CD4021BE	89	CD4087BE	.75	SG4501T	1.80	Switching Regulator Converter	
SN7422N	20	SN7492AN	.44	SN74161N	85	SN74265N	.85	CD4022BE	89	CD4502BE	1.15	RC4194TK	3.95	±15V Dual Tracking Regulator	
SN7423N	25	SN7493AN	.44	SN74162N	85	SN74273N	1.35	CD4023BE	16	CD4507BE	.39	RC4195T	2.35	Variable Dual Tracking Regulator	
SN7425N	25	SN7494AN	.69	SN74163N	85	SN74276N	.75	CD4024BE	67	CD4510BE	1.05	RC4195TK	3.15	Fixed ±15V Dual Tracking Regulator T05	
SN7426N	.22	SN7495AN	.67	SN74164N	.98	SN74278N	1.99	CD4024BE	67	CD4511BE	1.25	78H05KC	6.35	Fixed ±15V Dual Tracking Regulator T066	
SN7427N	.25	SN7496N	.65	SN74165N	.97	SN74279N	.57	CD4025BE	16	CD4512BE	.69	7800 Series	.99	5 Amp 5 Volt Positive Regulator T03	
SN7428N	.28	SN7497N	2.50	SN74166N	1.09	SN74281N	1.39	CD4026BE	139	CD4514BE	2.50	7800 Series	1.39	Positive Voltage Regulator (Plastic) 1 amp	
SN7430N	14	SN74100N	.97	SN74167N	2.75	SN74284N	4.50	CD4027BE	38	CD4515BE	2.50	To 220 / LM340T	5.6, 6.8, 12.15, 18, 24 Volts	Positive Voltage Regulator 1/2 Amp	
SN7432N	.23	SN74104N	.42	SN74170N	1.69	SN74285AN	4.50	CD4028BE	74	CD4516BE	.84	To 5 / LM340H	5.6, 6.8, 12.15, 18, 24 Volts	Positive Voltage Regulator 1/2 Amp	
SN7433N	.30	SN74105N	.42	SN74172N	8.75	SN74290N	.85	CD4029BE	78	CD4518BE	.84	7800 Series	1.49	Positive Voltage Regulator 1 Amp	
SN7437N	.21	SN74107N	.28	SN74173N	1.24	SN74293N	.83	CD4030BE	37	CD4519BE	.79	To 3 / LM340K	5.6, 6.8, 12.15, 18, 24 Volts	Positive Voltage Regulator 1 Amp	
SN7438N	.21	SN74109N	.47	SN74174N	.94	SN74298N	1.64	CD4031BE	160	CD4520BE	.79	78L00 AWC Series	29	Positive Voltage Regulator 100 MA	
SN7440AN	14	SN74110N	.52	SN74175N	.84	SN74315N	1.92	CD4034BE	2.95	CD4522BE	1.98	To 92	2.6, 5, 6.2, 8.2, 12, 15 Volts	Positive Voltage Regulator 100 MA	
SN7442N	.37	SN74111N	.69	SN74176N	.77	SN74355N	.65	CD4035BE	98	CD4526BE	1.50	7900 Series	1.25	Negative Voltage Regulator 1 Amp	
SN7443N	.68	SN74116N	1.50	SN74177N	.76	SN74366N	.65	CD4035BE	98	CD4527BE	1.50	To 220 / LM320T	5.6, 6.8, 12.15, 18, 24 Volts	Negative Voltage Regulator 1/2 Amp	
SN7444AN	.85	SN74120N	1.40	SN74179N	1.19	SN74367N	.65	CD4040BE	69	CD4528BE	1.20	7900 Series	1.35	Negative Voltage Regulator 1/2 Amp	
SN7445AN	.65	SN74121N	.34	SN74179N	.49	SN74376N	.65	CD4041BE	67	CD4528BE	1.50	To 5 / LM320H	5.6, 6.8, 12.15, 20, 24 Volts	Negative Voltage Regulator 1 Amp	
SN7446AN	.70	SN74122N	.38	SN74180N	1.49	SN74390N	1.40	CD4042BE	58	CD4531BE	1.25	7900 Series	1.75	Negative Voltage Regulator 1 Amp	
SN7447AN	.59	SN74123N	.48	SN74181N	1.94	SN74393N	1.40	CD4043BE	45	CD4539BE	1.20	To 3 / LM320K	5.6, 6.8, 12.15, 18, 24 Volts	Positive Voltage Regulator	
SN7448N	.69	SN74125N	.40	SN74182N	.59	SN74426N	.45	CD4044BE	45	CD4555BE	.75	78MGT2C	1.20	Dual In Line Adjustable 4 Terminal Positive Voltage Regulator	
SN7450N	.14	SN74126N	.40	SN74184N	1.75	SN74426N	.45	CD4046BE	2.45	CD4556BE	.75	79MGT2C	1.20	Dual In Line Adjustable 4 Terminal Negative Voltage Regulator	
SN7451N	.14	SN74128N	.59	SN74185AN	1.74	SN74490N	1.90	CD4047BE	2.45	CD4582BE	.95	78GU1 TO-220	1.45	1 Amp Adjustable Positive Voltage Regulator	
								CD4050BE	34	CD4585BE	1.80	79GU1 TO-220	1.25	1 Amp Adjustable Negative Voltage Regulator	
								CD4051BE	89			78GKC TO-3	1.80	1 Amp Adjustable Positive Voltage Regulator	
												79GKC TO-3	2.10	1 Amp Adjustable Negative Voltage Regulator	

Our new comprehensive 1978 Catalogue, listing complete descriptions, illustrations and special monolithic pricing on over 10,000 items, is now available on request.

Active Electronic Sales Corp.

P.O. BOX 1035 FRAMINGHAM, MASSACHUSETTS 01701

Telephone Orders & Enquiries (617) 879-0677

In Canada, 2 Locations.
Foreign Customers Please Remit
Payment on a U.S. Bank Draft or
American Postal Money Order

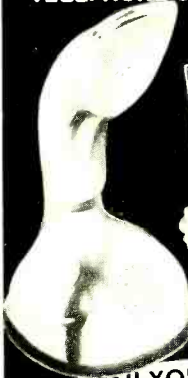
5651 Ferrier St.
Montreal, Quebec
Tel. (514) 735-6425

44 Fasken Dr-Unit 25
Rexdale, Ontario
Tel. (416) 675-3311

MINIMUM ORDER \$10.00 ★ ADD \$2.00 TO COVER POSTAGE & HANDLING ★ Canadian customers add 30% for duty and handling. All federal and provincial taxes extra.

CIRCLE 34 ON FREE INFORMATION CARD

BEAUTIFUL ERICOPHONE
TELEPHONE CASES!



ETCO
The Home of
UNUSUAL ITEMS!

\$2.95
SAVE!

MAIL YOUR ORDER TODAY

Classed by leading museums as a work of art. Complete with headset built in. Great display item or convert to telephone, intercom, etc. While they last. SU087F.

SPECIAL OFFER!

GENERAL ELECTRIC SINGLE-HOLE WALL PLATES


29¢ 30,000 available
Incredible value! Ideal outlet plate for telephone, CCTV, MATV, cable TV, intercom, speakers, etc. Brand new - each individually cello packed with mounting hardware. Brown. HD054F.

10/\$2.49
100/\$19.95
1000/\$99.00

3 1/2-Digit Watch Type LIQUID CRYSTAL DISPLAY

A super interesting device for the experimenter or educator. Digits are 1/2" high. Overall size 3/4" x 5/16". Made for wrist-watch use. Operates on 10-30 vac @ 16-50 Hz. Life span 32,000 hours. Hamlin No. 3302. Limited stock - DS088F.

4.95 **HAMLIN**



EXPERIMENTERS!

CAMERA ACCESSORY CABLE

ATTENTION CAMERA DEALERS!

Hard to find at any price. Incl. Med. concentric plug is 4 mm dia. Fits most photographic and many electronic accessories. 14' shielded cable. Brand new factory surplus - SPLENDID VALUE! WR268F.

39¢ 10,000 available

10/\$2.95
100/\$ 9.95



3" x 5" SPEAKER

Only 89¢ at ETCO

SERVICE MEN!

- 3.2 ohms
- .53 oz. magnet
- For general replacement use.

10/\$7.95



PILOT LIGHT BUYOUT!

Brand new factory surplus Drake inventory - exactly as pictured. Overall length 2 inches. Mounts in 5/8" hole. Accepts standard mins: 47, 44, 51, etc. bayonet base bulbs. Rated 3W/125V. BB182F.

DRAKE
No. 5100-822

1.39 **SALE**
10/\$9.95



48SX106 POWERFUL SWITCHING TRANSISTOR!

SURPLUS!

1.49

Equivalent to 2N5840 and to the popular Sylvania substitute ECG-181. Powerful 57 watt, (375 volt) NPN switching transistor. Used in many Electronic circuits. Special purchase of brand new factory surplus. DR061F.

10/\$11.88



SANGAMO 1.95-2.05h VARIABLE INDUCTANCE!

SURPLUS SALE!

69¢

Brand new factory surplus. Bears Sangamo No. CV 248-37500(7114). Permeability tuned variable inductor for PC board mounting. An interesting item for experimenter and builder. MS124F.

10/\$5.95



FOTO-VUE DUMMY LENS HOUSING

THIS IS DIFFERENT

Make your own dummy TV camera! Dummy lens simulates a TV camera. Nicely finished, looks like the real thing! Plastic. 2 1/2" dia. x 3" long. Use to replace broken FOTO-VUE units, or for your own designs. SU222F.

12.95 Sold Out to ETCO

Fantastic surplus assembly purchase! We bought a truckload! A great hobbyist buy. Take 'em apart and the transistor work out to 1 1/2¢ each! You get: 16-2N1302, 14-SJ624, 1-2N404, 2-SA480. You also get 16,000 capacitors, 2-.022 caps, 26 diodes, 100 resistors. SU091F Assembly - 49¢ ea. 10 assemblies \$3.99

TRANSISTORS-

1 1/2¢

EACH! **BARGAIN SCOOP**

SURPLUS RCVR/ XMTX CHASSIS!

Sensitive TRF AM radio - powerful AM voice transmitter - Tone-modulated wireless code practice oscillator! It's surplus and we give you a schematic diagram with each one. 3 transistors, volume control, switch, tuning unit, etc. Operates on 9v battery. SU045F.

99¢ 800 available

THIS IS DIFFERENT

12 VOLT MINI PIGTAIL BULB

REPEAT OFFER! 25,000 more purchased

SPECIAL 10¢



3/8" overall diameter, ideal for model building and custom illumination jobs. Brand new factory surplus. Stock up while we have them. BB079F.

EA.
10/79¢
100/\$5.95
1000/\$49.95

GOVERNMENT SURPLUS DOME LIGHT

\$1.95

Brand new Aircraft Surplus - Double-pin bayonet socket - Waterproof - Excellent trunk or engine light! Superb for interior lighting of camper, trucks, trailers, boats, aircraft. Accepts No. 90, 94, 89, 210, etc. standard double pin bayonet bulbs. SU043F.

3/\$4.95



Get a handle on things - **VINYL HANDSTRAP**

VALUE

19¢ 16,000 available

Suitable for portable radios, walkie-talkies, cameras, binoculars, toys, etc. MS422F.

10/\$1.49

BULB SPECIALS

Compare! Save! 10/49¢

Fantastic sale of popular bulbs. An ETCO super purchase - stock up now!
BB018F - No. 57 12v bayonet . . . 10/49¢
BB009F - No. 46 6v screw 10/49¢

DEALER AND QUANTITY USER INQUIRIES INVITED.

\$1 → CATALOGS! ← \$1

YES! Please send me your next 4 surplus catalogs. I enclose \$1.00.

NAME _____

ADDRESS _____

ETCO
ELECTRONICS

CANADIAN MAIL ORDER CENTER

183G Hymus Blvd.
Pointe Claire,
Quebec H9R 1E9

U.S.A. MAIL ORDER CENTER

North Country Shopping Center
Route 9 North
Pittsburgh, N.Y.
15201

MERCHANDISE SUBJECT TO PRIOR SALE PRICES SUBJECT TO CHANGE WITHOUT NOTICE.

Full remittance with each order - certified check, money order, BANKAMERICARD, MASTERCHARGE, VISA or CHARGE. Add 15% for postage and handling (excess refunded). Please try to make your order total \$10.00 or more. N.Y. State residents: Add 7% sales tax.

INTERNATIONAL ELECTRONICS UNLIMITED

DISCOUNT ON ALL IC'S AND LED'S
10% OFF ON \$25.00
15% OFF ON \$50.00

TTL

7400	.11	7451	20	74155	.75
7401	.18	7453	20	74156	.75
7402	.14	7454	20	74157	.85
7403	.14	7460	20	74158	1.39
7404	.16	7464	35	74160	1.23
7405	.19	7465	35	74161	.95
7406	.29	7470	38	74162	1.39
7407	.28	7472	35	74163	.95
7408	.22	7473	35	74164	.95
7409	.17	7474	31	74165	.95
7410	.16	7475	49	74166	1.19
7411	.25	7476	34	74170	1.90
7413	.43	7483	68	74173	1.49
7414	.65	7485	88	74174	1.19
7415	.25	7486	38	74175	.95
7416	.35	7489	2.25	74176	.84
7417	.35	7490	43	74177	.84
7420	.16	7491	75	74180	.95
7423	.37	7492	48	74181	2.30
7425	.35	7493	48	74182	.85
7426	.22	7494	75	74185	2.20
7427	.35	7495	75	74190	1.25
7430	.20	7496	75	74191	1.15
7432	.23	74100	1.15	74192	.89
7437	.25	74107	37	74193	.85
7438	.25	74121	37	74194	1.15
7439	.50	74122	38	74195	.74
7440	.15	74123	45	74196	.98
7441	.85	74125	.54	74197	.95
7442	.59	74126	58	74198	1.69
7443	.65	74132	.75	74199	1.69
7444	.73	74141	85	745200	3.95
7445	.65	74145	90	74279	.79
7446	.81	74150	98		
7447	.59	74151	68		
7448	.79	74153	60		
7449	.17	74154	1.20		

SPECIAL SALE Jumbo LED'S
green - yellow
amber - clear 16¢ ea.

ZENER DIODE — 400MW
3.6V 5.1V 6.8V 15V
4.7V 5.5V 10V **\$.15 EA.**
8/\$1.00 ANY MIX

LED'S
MAN 72 .99
NSN 74R .99
DL702 .99
END 359 .59
MVT0B
6/\$1.00

TTL BARGAINS

7416	\$.19
7420	.13
7432	.19
7437	.19
7440	.13
7442	.29
7460	.13
7495	.59
74141	.68
74145	.59
74151	.59
74165	.79

SIGNAL DIODES — 400 MW
20/\$1.00

SHIFT REGISTERS

2510S	.75
2511	.95
2518	2.50
2522	.95
2532	2.29
5016	.89

CERAMIC DISC CAPACITOR PACKAGE

10 EA. OF FOLLOWING VALUES — 50 VOLT
1pf 33pf 82pf 220pf 820pf .022uf
5pf 47pf 100pf 270pf .001uf .030uf
10pf 56pf 150pf 470pf .0047uf .050uf
22pf 68pf 180pf 600pf .01uf .1uf
24u CAPACITORS **\$10.95**
SUPPLIED IN 60 DRAWER CABINET **\$24.50**

LINEAR SPECIALS

LM301	mini dip	\$.20
LM308	TO-5	.65
LM311	mini dip	.65
LM340T	6V	.89
LM565	dip	.89
LM567	mini dip	1.09
LM747	dip	.50
LM1458	mini dip	.50
CA3046	dip	.75

REGULATED POWER SUPPLY KIT
PLUS & MINUS 5, 12 & 15 VOLT USES 3 LM340T AND 3 LM320T REGULATORS. 115V/29VCT TRANSFORMER PLUS PC BOARD, CAPACITORS & DIODES + 5V PROVIDED WITH SINK TO SUPPLY 1 AMP. WITH ALL PARTS, SCHEMATIC AND INSTRUCTIONS — PS-29... **\$11.95**
SHIPPING \$1.00

MM 5330
4 1/2 DIGIT DVM LOGIC **\$ 4.95**

CALCULATOR KIT
LITRONIX 1502 MEMORY

- FULL ACCUMULATING MEMORY — STORES AND RECALLS RESULTS
- KEY — PERFORMS ALL PRESENTED FUNCTIONS INCLUDING ADDITION, SUBTRACTION, MULTIPLY AND DIVIDE
- ARITHMETIC LOGIC — PERFORMS ALL FOUR FUNCTIONS IN ADDING, SUBTRACTING, MULTIPLYING AND DIVIDING
- FLOATING DECIMAL SYSTEM — ALGORITHMIC DECIMAL POINT POSITIONING FOR FULL 4 DIGIT ACCURACY
- OVERFLOW SAVE — IN CASE OF OVERFLOW IN DISPLAY THIS COUNTER THE CONDITION AND ALLOWS CALCULATOR TO CONTINUE USING THE OVERFLOW RESULT DIVIDED BY 10
- AUTOMATIC TIMEOUT TO SAVE BATTERIES



CALC. KIT ONLY \$7.95
ADAPTER .60Hz \$3.95

PRECISION RESISTOR PACKAGE
METAL FILM ±1% 1/4 WATT 240 RESISTORS **\$21.95**
4 EA. OF FOLLOWING VALUES SUPPLIED IN 60 DRAWER CABINET **\$39.50**

10.5	100	499	1.65K	4.53K	7.50K	13.0K	22.1K	44.2K	80.6K
20.0	130	604	2.00K	5.11K	8.45K	14.0K	24.9K	48.7K	90.9K
30.1	162	750	2.49K	5.49K	9.09K	15.0K	27.4K	52.3K	100K
49.9	200	1.0K	3.01K	6.04K	10.0K	16.2K	30.1K	57.6K	110K
60.4	301	1.21K	3.48K	6.49K	11.0K	17.8K	34.0K	63.4K	247K
76.8	402	1.40K	4.02K	6.98K	12.1K	20.0K	40.2K	69.8K	464K

LINEAR CIRCUITS

LM300H	\$.71	LM372N	2.93	LM733H	.79
LM300N	.29	LM378CN	.59	LM739N	.99
LM302H	.61	LM380N	1.29	LM741CN	.39
LM304H	.80	LM380BCN	.95	LM741CN(14)	.32
LM307CN	.26	LM381N	1.75	LM741CH	.35
LM307H	.30	LM382N	1.75	LM747H	.79
LM308H	.89	LM385K	.45	LM747N	.71
LM309H	1.05	NE531V	2.80	LM748CN	.35
LM309K	.99	NE540L	2.90	LM7313N	2.80
LM310CN	1.07	NE566A	1.39	LM7414N	1.59
LM311CN	.89	NE550A	.75	LM7458CN	1.29
LM311H	.89	LM555CN	39	LM7458CN	.59
LM311N	.89	NE556A	.85	LM7496N	.89
LM319N	1.13	LM560N	2.95	LM7800N	2.48
LM320K		LM561N	2.95	ULN2202B	.89
LM320N	5 1/2 12 15 1.29	LM565N	1.19	ULN2202B	.89
LM321N	12 15 1.19	LM566N	1.39	CA3046	1.19
LM322N	12 15 1.19	LM566CN	1.39	CA3046	1.19
LM324N	15 18 2.29	LM567CN	1.29	LM7524	.79
LM240Z(N)	.52	LM567H	1.49	LM7525	.79
LM339N	1.58	LM703CH	.59	80J8B	4.59
LM340K		LM703CN	.39	75451CN	.35
LM341N	5 6 8 12	LM709N	.29	75452CN	.35
LM342N	15 18 2.29	LM709H	.29	75453CN	.35
LM347N	5 6 8 12	LM710N	.59	75454CN	.35
LM348N	15 18 2.29	LM711N	.39	75491N	.71
LM349N	5 6 8 12	LM723H	.55	75492N	.85
LM350N	15 18 2.29	LM723N	.52		

2708 FULL SPEED ROM \$10.95

5314 6 DIGIT CLOCK CHIP \$2.95

ELECTRONIC DOOR CHIME KIT
WITH TI TMS 1000 MICROPROCESSOR CHIP
PROGRAMMED TO PLAY 24 DIFFERENT TUNES

DISCRETE LED'S

ME4	INFRARED CLEAR DOME	170"	.29
MV10B	CLEAR DOME	170"	.25
MV50	CLEAR — AXIAL	89"	.12
MV50	RED — AXIAL	89"	.12
MSL100	RED	19"	.12
RL209	RED DIFF. SUBMINIATURE	12"	.12
RLT-71-03	WHITE DIFF. SUBMINIATURE	NO FLANGE — 124"	.15
RLC-200	RED DIFF. CURRENT REG.	190"	.25
RLC-201	RED DIFF. CURRENT REG.	CONST. BRIGHTNESS 4.5 — 12.5V	.25
RL-4403	RED DIFF. FULL FLOOD	190"	.25
GREEN	SPOT	190"	.15
CLEAR	POINT	190"	.15

CMOS

4000A	.26	4018A	1.34	4066A	.89
4001A	.25	4020A	1.72	4068A	.44
4002A	.25	4021A	1.18	4069A	.44
4006A	1.35	4022A	.94	4071A	.26
4007A	.26	4023A	.25	4072A	.35
4008A	1.52	4024A	.89	4073A	.39
4009A	.57	4025A	.25	4075A	.39
4010A	.54	4027A	.59	4078A	.39
4011A	.29	4028A	.98	4082A	.35
4012A	.25	4030A	.44	4518A	1.56
4013A	.45	4035A	1.27	4528A	1.56
4014A	1.27	4040A	1.39	4585A	2.10
4015A	1.27	4042A	1.47		
4016A	.48	4049A	.59		
4017A	1.01	4050A	.59		

1702A \$4.75

74S200 256 BIT RAM TRI-STATE \$3.25

INTERNATIONAL FLAVOR PEANUT BUTTER AND OTHER CLASSIC AND ORIGINAL RECIPES.
SUPPORTED BY A PROFESSIONAL SOUND BOARD, SPEAKER CASE AND COMPLETE 1/2 WATT 8 OHM MANUFACTURER'S SPECIFIED 4 LOW POWER CONSUMPTION.
INTERNAL SPEAKERS FOR USE WITH AMPLIFIER AND USING HEADPHONES.
PROGRAMMABLE MICROPROCESSOR TO PLAY IN PERFECT PITCH PERMANENTLY.
EXTERNAL DISPLAY AND TUNING KNOBS.

\$39.50 SHIPPING \$1.00

LED'S

DL10A	RED CA .27"	LHD	\$1.89
DL 707	RED CA .30"	RHD	1.49
DL 507	RED CA .30"	RHD	1.49
FND 359	RED CC .35"	RHD	1.89
DL 702	RED CC .30"	LHD	1.39
NSN 74R	RED CC .30"	RHD	1.49
DL 500	RED CC .50"	RHD	1.49
MAN5	GREEN CA .27"	LHD	1.39
MAN8	YELLOW CA .27"	LHD	1.39
MAN82	YELLOW CA .3"	LHD	1.89
MAN66	RED CA .6"	LHD	2.19
DL747	RED CA .6"	LHD	2.39

8080A, 8008 \$11.95

UART AY51013A \$6.95

TANTALUM CAPACITORS
Solid dipped +20%

.1 mid	35V	\$.25	10 mid	16V	\$.40
.33 mid	35V	.25	10 mid	25V	.45
1 mid	35V	.25	15 mid	10V	.40
2.2 mid	20V	.25	15 mid	20V	.45
2.2 mid	35V	.30	22 mid	16V	.45
3.3 mid	35V	.30	33 mid	10V	.40
4.7 mid	16V	.30	47 mid	6V	.40
6.8 mid	6V	.30	56 mid	6V	.45
6.8 mid	50V	.40	150 mid	15V	.50

LD110, LD111 3 DIGIT A/D CONVERTER \$24.75

2513 CHARACTER GEN 64 x 8 x ASCII \$6.95

CALCULATOR CHIPS

CT5002	12 digit, 4 function fixed decimal battery operation — 40 pin	1.95
CT5005	12 digit, 4 function plus memory, fixed decimal — 20 pin	2.49
MMS5725	8 digit, 4 function, floating decimal 18 pin	1.98
MMS5736	6 digit, 4 function, 9V battery operation — 18 pin	2.95
MMS5738	8 digit, 5 function plus memory and constant floating decimal, 9V battery operation — 24 pin	3.95
MMS5739	9 digit, 4 function, 9V battery operation — 22 pin	3.95

82S23 256 BIT PROM \$2.95

MM5369 Divider mDIP 2.49
Crystal 3.58 MHZ color TV 1.75
Crystal 2.010 MHZ 3.95

CLOCK CHIPS

MMS5314	6 digit multiplexed 12-24 Hr, 50-60 Hz 24 pin	4.45
MMS5316	4 digit, 12-24 Hr, 50-60 Hz, alarm 40 pin	4.95
5375AA	4-6 digit, 12 hour, 60 Hz snooze alarm brightness control capability, alarm tone output — 24 pin	4.95
CT7001	6 digit, 12-24 Hr, 50-60 Hz, alarm, timer and date circuits — 28 pin	6.95

RESISTOR PACKAGE
CARBON FILM ±5% 1/4 or 1/2 W
15 EA. OF THE FOLLOWING VALUES
100, 220, 470, 1K, 1.5K, 3.3K, 4.7K, 6.8K, 10K, 33K, 100K, 1M
180 RESISTORS **\$5.45**

MINIATURE SOLID STATE ELECTRONIC BUZZER
LONG LIFE — HIGH RELIABILITY
LOW CURRENT DRAIN
NO MOVING CONTACTS
78 dB min AT 1 FT. — 450 Hz LA
EB-106 6V 15mA 4-9 VDC \$1.99
EB-112 12V 15mA 8-20 VDC 1.99

IC BREADBOARD
Accommodates 5 1/2 pin IC's with additional interconnection holes. 1/16" phenolic with silver plated copper circuits. 2 5/16" x 6 9/16" **\$1.80 ea.**

UNIVERSAL BREADBOARD
Silver plated copper circuit board for 16 pin x 3 1/8" 2 rows of 27 holes for DIP IC's — space for transistors, resistors & capacitors. Versatile and simple for breadboarding IC circuits. **\$1.50 ea.**

IC SOCKETS
Solder Tail — low profile

8 pin	\$.17	24 pin	.42
14 pin	.20	28 pin	.59
16 pin	.22	40 pin	.69
18 pin	.29		

6 Digit Clock Kit
MM5314 with 6 NS71-27" displays 2 P.C. boards — Display board may be remote. Internal or wall transformer can be used. 50-60 Hz, 12-24 hour. Includes all necessary transistors, resistors, capacitors, diodes, 3 switches and complete assembly instructions.
CK6-3 \$14.95

CERAMIC DISC CAPACITORS

10pf 50V	56pf 50V	270pf 50V	0.01uf 1000V
5pf 50V	68pf 50V	390pf 50V	0.22uf 50V
7pf 50V	82pf 50V	470pf 50V	0.30uf 50V
10pf 50V	100pf 50V	600pf 50V	0.50uf 50V
22pf 50V	120pf 50V	820pf 50V	1uf 50
27pf 50V	150pf 50V	0.01uf 50V	
33pf 50V	180pf 50V	0.047uf 50V	
17pf 50V	220pf 50V	0.1uf 50V	

KEYBOARD

20 KEYS	
2 SLIDE SW	\$.99
3 x 3	

(each) (Minimum 10 per value)
0-100 **\$1.00 ea** **\$.05 ea**
100- **\$.04 ea**

CALCULATOR DISPLAY
9 MAN 3 M ON PC BOARD
99¢

FREE CATALOG AVAILABLE ON REQUEST
Satisfaction guaranteed. Shipment will be made postage prepaid within 3 days from receipt of order. Payment may be made with personal check, charge card (include number and exp. date), or money order. Phone Orders — BoA and M/C card or C.O.D.
Add \$1.00 to cover shipping and handling if order is less than \$10.00.
California residents add sales tax. Include shipping expense for orders shipped out of U.S. and Canada approx. 10% of order.

INTERNATIONAL ELECTRONICS UNLIMITED
VILLAGE SQUARE, P.O. BOX 449
CARMEL VALLEY, CA 93924 USA
PHONE (408) 659-3171

POLY PAKS® BIGGEST 1¢ GIVEAWAY SALE!

IT MAKES "CENTS" TO GIVE OUR CUSTOMERS THE BEST BARGAINS!

TTL'S, BUY ONE AT SALE PRICE, GET 2ND FOR ONLY 1¢ MORE



Honest Abe Penny Sale!

Order By Cat. No. 2R1981 & Type No.

Type	Each	2 for	Type	Each	2 for
SN7400	\$.19	\$.20	SN7444	.65	.66
SN7401	.19	.20	SN7445	.99	1.00
SN7402	.35	.36	SN7446	1.35	1.36
SN7403	.19	.20	SN7447	1.25	1.26
SN7404	.25	.26	SN7448	1.35	1.36
SN7405	.19	.20	SN7450	.19	.20
SN7406	.19	.20	SN7451	.19	.20
SN7407	.21	.22	SN7453	.19	.20
SN7410	.19	.20	SN7454	.19	.20
SN7413	.39	.40	SN7455	.19	.20
SN7414	.65	.66	SN7460	.19	.20
SN7416	.29	.30	SN7462	.19	.20
SN7417	.35	.36	SN7464	.19	.20
SN7420	.19	.20	SN7465	.19	.20
SN7423	.29	.30	SN7470	.25	.26
SN7426	.25	.26	SN7471	.25	.26
SN7427	.25	.26	SN7472	.25	.26
SN7430	.29	.30	SN7473	.55	.56
SN7432	.25	.26	SN7474	.29	.30
SN7437	.25	.26	SN7475	.79	.80
SN7438	.29	.30	SN7476	.59	.60
SN7440	.19	.20	SN7478	.59	.60
SN7442	.69	.70	SN7480	.29	.30
SN7443	.69	.70	SN7482	.39	.40

Type	Each	2 for
SN7483	.99	1.00
SN7485	1.49	1.50
SN7486	.39	.40
SN7488	1.75	1.96
SN7490	.69	.70
SN7491	.79	.80
SN7492	.45	.46
SN7493	.49	.50
SN7494	.69	.70
SN7495	.69	.70
SN7496	.69	.70
SN7498	.69	.70
SN74100	1.49	1.50
SN74107	.79	.80
SN74112	.25	.26
SN74113	.19	.20
SN74114	.25	.26
SN74121	.69	.70
SN74123	.69	.70
SN74125	.59	.60
SN74126	.39	.40
SN74132	1.25	1.26
SN74140	.99	1.00
SN74141	1.49	1.50
SN74142	.85	1.26
SN74148	1.75	1.76
SN74150	.99	1.00
SN74151	.99	1.00
SN74153	.99	1.00
SN74154	1.75	1.76
SN74155	.79	.80
SN74156	.69	.70
SN74157	.99	1.00
SN74158	.99	1.00
SN74160	1.25	1.26
SN74161	1.25	1.26
SN74163	1.19	1.20
SN74164	.99	1.00
SN74165	1.25	1.26
SN74166	1.25	1.26
SN74167	1.25	1.26
SN74168	1.25	1.26
SN74169	1.25	1.26
SN74170	1.25	1.26
SN74171	1.25	1.26
SN74172	1.25	1.26
SN74173	1.25	1.26
SN74174	1.25	1.26
SN74175	.99	1.00
SN74177	.79	.80
SN74179	1.49	1.50
SN74180	.49	.50
SN74182	.69	.70
SN74183	.49	.50
SN74189	1.75	1.76
SN74192	.85	.86
SN74193	.85	.86
SN74194	1.25	1.26
SN74195	.49	.50
SN74197	.75	.76
SN74199	1.75	1.76
SN74200	5.50	5.51
SN74201	5.50	5.51
SN74202	1.75	1.76
SN74203	4.25	4.26
SN74204	4.25	4.26
SN74205	4.25	4.26

POP-AMPS AT "CENT-CIBLE" PRICES

Buy ONE at Sale Price, Get 2ND For Only 1¢ More - Order By Type No.

Type	Each	2 for	Type	Each	2 for
LM300H	\$.49	\$.50	LM374H	1.79	1.80
LM301H-V	.45	.46	LM377H	.29	.30
LM307H-V	.45	.46	LM377N	2.25	2.26
LM308H-V	.79	.80	LM379	7.95	7.96
LM309K	1.79	1.80	LM381H	1.69	1.70
LM311H-V	.79	.80	LM387V	1.19	1.20
LM318V	1.29	1.30	LM531H	1.49	1.50
LM320H-5, 12, 15	1.19	1.20	LM532H-N	.29	.30
LM320K-12, 15	1.19	1.20	LM555V	.75	.76
LM320T-6, 15, 24	1.19	1.20	LM558V	.79	.80
LM322N	1.79	1.80	LM561H	1.00	1.01
LM324N	1.75	1.76	LM565N	.99	1.00
LM339N	1.09	1.10	LM567V	1.95	1.96
LM340K-5, 6, 8, 12, 15, 18, 24	1.19	1.20	LM703H	.49	.50
LM340T-5, 6, 8, 12, 15, 18, 24	1.19	1.20	LM709H-N	.25	.26
LM350N	1.29	1.30	LM710N	.39	.40
LM370H-N	1.29	1.30	LM733N	.79	.80
			LM739N	.89	.90
			LM741V-N-H	.29	.30
			LM1304	.79	.80
			LM1310	.99	1.00
			LM1312	1.99	2.00
			LM1414V	.79	.80
			LM1458V	.69	.70
			LM1800N	.99	1.00
			LM302N	.55	.56
			LM3900N	.49	.50
			LM3909V	1.75	1.76
			LM4195	1.95	1.96
			LM4250	1.19	1.20
			LM75451	.39	.40
			LM75453	.39	.40
			LM75491	.79	.80
			LM75492	.79	.80
			LM75494	.59	.60
			PA239	.89	.90
			PA263	1.50	1.51

PENNY SALE PRICES LISTED ARE GOOD TILL MAR. 15, 1978 WE RESERVE THE RIGHT TO LIMIT QUANTITIES!!!!

WOW! MORE 'PENNY SALE' ITEMS!

Cat. No.	Output V.	Amps.	Hi c.	Each	1¢ Sale	2 for
2R3399	6.3V	500ma	Metal enclosed	\$1.98	\$1.99	\$3.97
2R3814	6.3V	1A	Open frame	\$2.49	\$2.50	\$4.98
2R3412	12V	300ma	Open frame	\$2.49	\$2.50	\$4.98
2R4029	12V	300ma	Open frame	\$2.95	\$2.96	\$5.90
2R4028	12V	1A	Metal enclosed	\$1.95	\$1.96	\$3.90
2R3323	24VCT	300ma	Open frame	\$1.95	\$1.96	\$3.90
2R3937	24V	1A	Open frame	\$2.95	\$2.96	\$5.90
2R2773	48VCT	2A	Metal enclosed	\$2.95	\$2.96	\$5.90
2R3875	110V	300ma	Isolation	\$1.19	\$1.20	\$2.38

1N4000 Epoxy Rectifiers Penny Sale!
• Miniature!
• 1.5 Amp!
Order by Cat. No. and Type No.

Cat. No.	Type No.	PIV	1¢ Sale	2 for
2R2377	1N4001	50	10 for \$.75	20 for \$.66
2R2378	1N4002	100	10 for \$.75	20 for \$.76
2R2379	1N4003	200	10 for \$.85	20 for \$.86
2R2380	1N4004	400	10 for \$.95	20 for 1.09
2R2381	1N4005	600	10 for 1.29	20 for 1.30
2R2382	1N4006	800	10 for 1.39	20 for 1.40

2-Amp Epoxy Bridge Rectifiers Penny Sale!
Order by Cat. No. 2R1346 and PIV

Cat. No.	PIV	1¢ Sale	2 for
100	\$5	\$.59	\$.60
200	100	\$.69	\$.70
400	200	\$.79	\$.80
600	400	\$.89	\$.90
800	600	\$.99	1.00
1000	800	1.19	1.20
1000	1000	1.29	1.30

DIP SWITCHES Penny Sale!
Buy ONE AT SALE PRICE, 2ND FOR ONLY 1¢ MORE!

Cat. No.	Switches	Each	2 for
2R3668	5	\$.77	\$.78
2R3669	3	.88	.89
2R3021	4	.99	1.00
2R3671	6	1.29	1.30
2R3671	6	1.29	1.30
2R2677	7	1.79	1.80

3/8" Sq. POTENTIOMETERS Penny Sale!
Order by Cat. No. and Value.
Available in all types.
**Available in Cat. No. 2R3863 only.

OHMS	Type	Sale
100	2R3863	25 Turn upright, type 64
200	2R3864	25 Turn flat, type 64
500	2R3866	Single turn flat, type 63
1K		SPECTROL SKINNY-TRIMS
2K		Choose any
5K		2 for 70¢
10K		
20K		
50K		
100K		
200K		
500K		
1 Meg		

1st Time Offered! It's Different! It's Inflation Fighting! New!

KIT KING®

KITS BY POLY PAKS®



SUPER ECONO KITS

ONLY \$1.98 BUY 10 KITS & CHOOSE 11TH FREE!

* MONEY BACK GUARANTEE * AVG WT. 6 OZS.

Quantity	Description	(Order by Cat. No., see parenthesis)	Sale
10	CALCULATOR KEYBOARDS, up to 20 keys	(2R1522)	\$1.98
10	LINE CORDS, 2-ft. lg. twin 24 wire, plug	(2R3843)	1.98
30	NEON LAMPS, NE-2 style, red glow, leads	(2R2613)	1.98
3	1702A ROMS, factory fallouts, hobby, useable	(2R3729)	1.98
40	FT SHIELD CABLE, 100 ft. shield, 422 wire, vinyl jacket	(2R3577)	1.98
30	TRANSISTOR ELECTRO'S, asstd values, upper, axial	(2R2747)	1.98
3	SOUND TRIGGERS, handlap triggers scr, v/amp	(2R3625)	1.98
8	IC SOCKETS, back 44's and 48's, low popl'r	(2R3621)	1.98
15	TEST INDICATORS, 100mA, green, w/led, ground wheel	(2R1526)	1.98
30	WIRE TRIM POTS, 100K, 1000K, 10K, 5K, 2K, 1K, 500K, 250K	(2R3369)	1.98
400	PARTS ON A BOARD, greatest asst on p.c. boards	(2R3401)	1.98
150	METAL FILM RESISTORS, 1/4 watt, color-coded, leads	(2R3413)	1.98
15	JUMBO "LEDS" RED, prime, leads, like M35054	(2R3369)	1.98
30	WIRE TRIM POTS, 100K, 1000K, 10K, 5K, 2K, 1K, 500K, 250K	(2R3369)	1.98
10	VOLTAGE REGULATORS, TO-18 case, 300K etc	(2R3330)	1.98
30	PANEL SWITCHES, 600mA, slide, mod, 110vac, etc	(2R3268)	1.98
200	PC RESISTOR SPECIAL, 1/4 to 2W, metal, carbon	(2R3054)	1.98
40	WIRE TRIM POTS, 100K, 1000K, 10K, 5K, 2K, 1K, 500K, 250K	(2R3369)	1.98
40	UPRIGHT ELECTRO'S, asstd values, values to 110mf	(2R3226)	1.98
150	MOLEX SOCKETS, pins fit all IC's, most popl'r	(2R3144)	1.98
100	ERMA "LEDS" RED, prime, leads, like M35054	(2R3369)	1.98
15	SLIDE CONTROLS, 100K, 1000K, 10K, 5K, 2K, 1K, 500K, 250K	(2R3369)	1.98
10	PHOTO ELECTRIC CELLS, CDS paneaks styles, asst	(2R3052)	1.98
200	HALL WATERS, carbon, leaded, carbon, prep. metal	(2R3046)	1.98
100	NATIONIC BONDANCE, color-coded, p.c. work, asst values	(2R2860)	1.98
30	HOBBY LEDS, 1000K, 1000K, 1000K, 1000K, 1000K, 1000K	(2R2859)	1.28
15	LM340T VOLTAGE RECS hobby, useable 5 to 24V	(2R2635)	1.98
100	CAPACITOR SPECIAL, poly's, dips, molded, mica, discs	(2R2735)	1.98
100	TWO WATERS, carbon, metal, prep. etc, marked, leads	(2R2735)	1.98
30	POLY WIRE CAPS, asst values, voltages, hi-Q	(2R2729)	1.98
30	SLIDE SWITCHES, 2pst to 4pst, many types	(2R2726)	1.98
15	NPN POWER TRANSISTORS, TO-18 2N1055 rejects, useable	(2R2617)	1.98
200	PRE-FORMED RESISTORS, color-coded, p.c. work, asst values	(2R2609)	1.98
100	OPEN FACE TRANSISTORS, TO-18 asst values, mostly useable	(2R2604)	1.98
100	DISC CAPS, pp's, N750, long leads	(2R2598)	1.98
60	DIPPED MYLAR CAPS, asst values & voltages, finest	(2R2597)	1.98
200	PRE-ISION RESISTORS, 1/4 to 2W, metal, carbon	(2R2428)	1.98
30	VOLUME CONTROLS, 100K, double, asst shafts values	(2R2421)	1.98
150	SWITCHING DIODES, 1N4148, most popl'r, mostly good	(2R2418)	1.98
75	SN7400 IC's, marked, mostly useable, wide asst of SN's	(2R2415)	1.98
100	1N4000 RECTIFIERS, 1 amp, sil, most pop, asst. mostly good	(2R2417)	1.98

"KIT KING" \$1.19 KITS - "The Econo's"

BUY 5 KITS -- CHOOSE THE 6TH FREE! MONEY BACK GUARANTEE!

Quantity	Description	(Order by Cat. No., see parenthesis)	Sale
10	RADIO-N-KITS (2S, asst sizes, colors, shapes)	(2R2171)	\$1.19
10	PRS PHONO PLUGS-N-JACKS, RCA style, 10 plugs, 10 jacks	(2R35-402)	1.19
35	DIPPED SILVER MICA CAPS, includes rec't types too, asst	(2R455)	1.19
75	PRE-FORMED DISC CAPS, for p.c. use, asst values, up to 2W	(2R1219)	1.19
10	HEAT SINKS, for TO-18, TO-9, TO-18, TO-18, TO-18	(2R1222)	1.19
12	TO-5 HEAT SINKS, for TO-5 metal & plastic transistors	(2R1832)	1.19
12	TRANSISTOR SOCKETS, asst styles for NPN & PNP types	(2R1905)	1.19
20	THEMISTORS, a resistor that changes with temp, protects	(2R2048)	1.19
20	INTEGRATED CIRCUIT CHIPS, 2N3001, 2N3002, 2N3003	(2R3203)	1.19
30	WIRE NUTS, 1/2", 3/4", 1		

CARBON film resistors— $\frac{1}{4}$ W, 5% (1-4M7 ohms) 3.5¢ each. 50¢/value—\$0.85. Postage, handling \$1.00. Other components. Free catalog, resistor sample. **COMPONENTS CENTER**, Box 295R, West Islip, NY 11795

F.C.C. EXAM MANUAL

PASS FCC EXAMS! Memorize, study—Tests—Answers for FCC 1st and 2nd class Radiotelephone licenses. Newly revised multiple choice questions and diagrams cover all areas tested in FCC exams, plus Self-Study Ability Test. \$9.95 postpaid. Money-back guarantee.

Tests—Answers for FCC First and Second Class Commercial License

COMMAND PRODUCTIONS P.O. Box 76348 E
RADIO ENGINEERING, DIV. SAN FRANCISCO, CAL. 94126

RECORDS-TAPES! Discounts to 73%; all labels; no purchase obligations; newsletter; discount dividend certificates; 100% guarantees. Free details. **DISCOUNT MUSIC CLUB**, 650 Main St., Dept. 3-0278, New Rochelle, NY 10801

TAPE head cleaner. 8 oz.—\$2.30. Includes postage and handling. Write: "**CLEANER**," Box 176, Whitewater, WI 53190

BLITZ ZOINK ZATT: UNSCRAMBLE these fascinating police communications with your **CODE-BREAKER** and keep informed. Tunes all scramble frequencies, works with all scanners, and is factory built and guaranteed.



\$34.95PP. **UNSCRAMBLER KIT**: Latest Technology. 2 $\frac{1}{2}$ X2 $\frac{1}{2}$ X $\frac{1}{2}$ -inch, complete instructions, only \$19.95PP. Thousands of satisfied customers. Catalog 50¢. Order from **KRYSTAL KITS**, BOX 445, BENTONVILLE, ARK. 72712. COD orders. 501-273-5340.

ULTRAVIOLET EPROM eraser. Handles all EPROM types. \$98.00. Free data sheet. **KINGSTON LABORATORIES**, Box 894-R, Melbourne, FL 32901 (305) 723-2200

PARALINE manufactures and stocks transformers, free data. **PARALINE**, Dept-V, 515 So. Palm, Alhambra, CA 91803

If your knowledge of Synthesizers goes beyond the front panel, you really should know about us, we offer plans, kits, parts, and a whole lot more!

Write for free information

SPECIAL THIS MONTH ONLY
DAU SYSTEMS 1005 VCO KIT
only \$19.95 exponential 1volt/octave, Triangle & Square



AUTOMOBILE general-purpose alarm plans \$2. **SAGMO INC.**, 247 Maplecrest St. S.W., North Canton, OH 44720



Seeking Original Japanese Replacement Parts for CB and Stereo Repair Use?



Original Japanese Transistors, FET, IC, Diodes
CHECK OUR LOW PRICES!

TRANSISTORS		2SA 816	70	2SC 403	59	2SC 871	59	2SC 1448	1.10	2SD 358	1.30
2SA 49	59	2SA 818	1.40	2SC 430	1.10	2SC 897	2.85	2SC 1449	1.20	2SD 390	1.20
2SA 70	1.10	2SA 839	2.15	2SC 454	59	2SC 898	4.40	2SC 1451	1.60	2SD 382	1.40
2SA 101	59	2SA 841	59	2SC 458	59	2SC 900	59	2SC 1475	1.40	2SD 388	3.40
2SA 102	59	2SA 847	59	2SC 460	59	2SC 929	59	2SC 1478S	1.70	2SD 424	8.50
2SA 234	59	2SA 850	70	2SC 481	59	2SC 930	59	2SC 1509	1.10	2SD 427	2.80
2SA 342	90	2SA 872A	59	2SC 481	1.50	2SC 943	1.20	2SC 1584	8.50	2SD 525	1.60
2SA 353	70	2SA 908	11.00	2SC 482	1.50	2SC 945	59	2SC 1586	6.60	2SD 528	1.10
2SA 377	2.00	2SB 54	59	2SC 485	1.60	2SC 959	1.50	2SC 1624	1.30	2SD 556A	6.60
2SA 440	90	2SB 55	1.10	2SC 486	1.60	2SC 971	1.00	2SC 1626	1.10	2SD 610	1.90
2SA 483	3.00	2SB 75	59	2SC 493	3.90	2SC 984	1.00	2SC 1628	1.30	FET	
2SA 484	2.50	2SB 77	59	2SC 495	1.00	2SC 984	90	2SC 1647	59	2SK 15	1.60
2SA 485	2.00	2SB 186	59	2SC 497	1.60	2SC 1000BL	59	2SC 1669	1.60	2SK 30	90
2SA 489	1.60	2SB 187	59	2SC 509	90	2SC 1014	1.20	2SC 1674	59	2SK 30	90
2SA 496	70	2SB 202	1.60	2SC 517	3.95	2SC 1017	1.40	2SC 1675	59	2SK 33	1.10
2SA 496	1.10	2SB 220	70	2SC 535	70	2SC 1018	1.20	2SC 1678	2.25	2SK 34	1.10
2SA 497	1.60	2SB 303	59	2SC 536	59	2SC 1030C	2.80	2SC 1682	45	2SK 40	70
2SA 509	70	2SB 324	70	2SC 537	59	2SC 1047	70	2SC 1684	59	2SK 49	1.30
2SA 525	2.50	2SB 337	1.80	2SC 588A	70	2SC 1060	2.25	2SC 1708	59	2SK 55	1.30
2SA 537	2.25	2SB 367	1.50	2SC 582	2.15	2SC 1061	1.40	2SC 1728	2.00	2SK 68	1.30
2SA 539	70	2SB 368B	2.15	2SC 563	1.10	2SC 1080	4.40	2SC 1760	2.00	3SK 22	2.55
2SA 561	59	2SB 379	1.10	2SC 619	59	2SC 1096	1.00	2SC 1775	45	3SK 35	2.25
2SA 562	59	2SB 400	59	2SC 620	59	2SC 1111	3.40	2SC 1816	4.25	3SK 39	2.25
2SA 564A	59	2SB 405	70	2SC 632A	70	2SC 1115	3.40	2SC 1885	70	3SK 40	2.25
2SA 565	1.10	2SB 407	1.40	2SC 644	59	2SC 1116	4.40	2SC 1908	59	3SK 41	2.50
2SA 566	3.40	2SB 415	70	2SC 645	70	2SC 1117	14.00	2SC 1909	4.40	3SK 45	2.50
2SA 606	1.90	2SB 434	1.20	2SC 650	1.30	2SC 1124	1.30	2SC 1951	1.10	MK 10	2.00
2SA 624	1.10	2SB 440	70	2SC 668	59	2SC 1162	1.10	2SC 1957	1.20	IC	
2SA 627	3.60	2SB 463	1.50	2SC 680	2.80	2SC 1166	59	2SC 1969	4.90	AN 214Q	3.40
2SA 628	59	2SB 471	1.60	2SC 684	1.40	2SC 1173	90	2SC 1973	1.10	AN 315	3.70
2SA 634	90	2SB 472	2.80	2SC 693B	59	2SC 1175	90	2SC 1975	4.40	BA 511	3.40
2SA 640	59	2SB 474	1.20	2SC 696	1.95	2SC 1177	14.00	2SC 2028	90	BA 521	3.70
2SA 643	70	2SB 492	1.00	2SC 708A	1.90	2SC 1189	1.40	2SC 2091	3.60	HA 1151	3.70
2SA 659	59	2SB 507	1.60	2SC 710	59	2SC 1211D	70	2SC 2092	3.90	LA 4400	3.70
2SA 663	4.90	2SB 509	1.90	2SC 711	59	2SC 1213	70	2SC 2098	3.90	TA 7045M	3.00
2SA 666	70	2SB 514	1.90	2SC 712	59	2SC 1222	45	2SC 2099	3.90	SN 7405	19
2SA 672	70	2SB 526C	1.30	2SC 717	59	2SC 1226	1.00	2SD 28	2.80	SN 7409	80
2SA 673	70	2SB 527	1.90	2SC 730	4.40	2SC 1237	4.25	2SD 75	1.10	TA 7055P	3.00
2SA 678	70	2SB 528D	1.60	2SC 732	59	2SC 1239	3.50	2SD 90	1.60	TA 7060P	1.60
2SA 683	70	2SB 536	1.60	2SC 733	59	2SC 1279	70	2SD 91	1.60	TA 7061AP	1.90
2SA 684	70	2SB 539	4.90	2SC 734	59	2SC 1306	4.40	2SD 92	1.50	TA 7062	1.90
2SA 695	70	2SB 541	4.40	2SC 735	59	2SC 1307	4.90	2SD 118	3.00	TA 7205P	3.90
2SA 697	70	2SB 554	10.00	2SC 738	59	2SC 1312	59	2SD 130	1.20	TA 7310P	3.95
2SA 706	1.60	2SB 561B	1.90	2SC 756	2.80	2SC 1313G	59	2SD 142	2.00	UPC 592H	1.60
2SA 715	1.70	2SB 564	90	2SC 763	59	2SC 1317	59	2SD 148	2.80	PLL 02A	8.80
2SA 719	70	2SB 595	1.90	2SC 773	70	2SC 1318	59	2SD 178	1.40	DIODES	
2SA 720	70	2SB 600A	7.00	2SC 774	1.60	2SC 1327	59	2SD 180	2.50	IS 84	1.00
2SA 721	70	2SB 183	59	2SC 776	2.65	2SC 1330	1.50	2SD 187	59	IS 188	45
2SA 725	59	2SC 184	59	2SC 778	3.60	2SC 1342	59	2SD 188	3.00	IS 332	45
2SA 726	59	2SC 281	59	2SC 781	2.65	2SC 1344	59	2SD 205	1.40	IS 953	45
2SA 733	70	2SC 284	1.40	2SC 783R	3.80	2SC 1345D	59	2SD 217	4.40	IS 1007	45
2SA 740	2.65	2SC 367	90	2SC 784	59	2SC 1359	1.40	2SD 223	1.10	IS 1209	45
2SA 744	3.70	2SC 369	70	2SC 785	70	2SC 1360	1.00	2SD 224	1.90	IS 1211	45
2SA 745R	4.40	2SC 371	59	2SC 789	1.00	2SC 1362	59	2SD 227	59	IS 1215	45
2SA 747	5.80	2SC 372	59	2SC 793	2.80	2SC 1364	1.40	2SD 234	1.00	IS 1555	32
2SA 750	59	2SC 373	59	2SC 799	3.80	2SC 1377	4.90	2SD 235	1.00	IS 1588	32
2SA 756	3.40	2SC 374	59	2SC 815	59	2SC 1380	59	2SD 287	3.70	IS 1885	45
2SA 758	5.80	2SC 380	59	2SC 828	59	2SC 1400	59	2SD 313	1.10	IS 2093	45
2SA 774	59	2SC 381	59	2SC 829	59	2SC 1402	3.70	2SD 315	1.20	IS 2076	45
2SA 777	1.10	2SC 382	59	2SC 838	59	2SC 1403	3.70	2SD 325	1.10	IS 2473	45
2SA 798	70	2SC 387	59	2SC 839	59	2SC 1419	1.10	2SD 356D	1.10	IN 34	25
2SA 814	1.90	2SC 394	59	2SC 870	59	2SC 1444	2.80	2SD 357D	1.00	IN 60	25

PRICES MAY CHANGE WITHOUT NOTICE COD ORDERS WELCOMED

IMMEDIATE DELIVERY WITHIN 48 HOURS ON ALL TRANSISTORS IN STOCK
Minimum order \$5.00 Ohio residents add 4% sales tax. Add \$1.00 postage and handling. Quantity discount prices.
ASK FOR OUR COMPLETE PRICE LIST MANUFACTURER INQUIRIES WELCOMED
All Parts Guaranteed Against Factory Defects

FUJI-SVEA ENTERPRISE
Dept. Radio Electronics
P.O. Box 40325
Cincinnati, OH 45240
(513)874-0220
874-0223

RADIO-ELECTRONICS

CIRCLE 9 ON FREE INFORMATION CARD

LOOK! SPECIAL OFFER!
NEW! GREEN INSERT. DBM-25-S CONNECTOR SALE!
SOLDER-CUP PINS. ONLY \$3.50 EACH
10 FOR \$32.50

DIPPED TANFALUMS
10 100 10 100
4.7MFD@35V \$2.0ea \$1.5ea 6.8MFD@16V \$2.5ea \$2.0ea
2.2MFD@16V \$2.0ea \$1.5ea 10MFD@25V \$2.5ea \$2.0ea
3.3MFD@35V \$2.0ea \$1.5ea 15MFD@20V \$3.0ea \$2.5ea
4.7MFD@25V \$2.0ea \$1.5ea 33MFD@10V \$3.0ea \$2.5ea

TO-3 HEATSINK SUCH A DEAL!
680-1.25A black anodized alum. 1.81" base x 1.25" high \$1.25 10 FOR \$9.95
10 FOR \$2.50
INTERFIL NE555V TIMER in an 8-pin mini dip. Compare our price and stock up on this SUPER BARGAIN FROM ACE.

BREADBOARD JUMPER WIRE KIT \$4.95
JUST ANOTHER FIRST FROM ACE!
Each kit contains 300 wires in various sizes and colors. Lengths range from 1.2" to 9". Each wire is stripped, both ends, solid tinned 24 gauge with PVC insulation.

HEAT SHRINK TUBING ASST. 25-6" lengths in various sizes and colors. \$2.95

TEFLON TUBING ASSORTMENT \$2.95 PER ASST.
25-6" lengths in various sizes and colors.

1% PRECISION RESISTORS
asst. contains a balanced inventory. 200 FOR \$4.95

SPRAGUE 36D POWERLYTICS
LIKE NEW PARTS AT USED PRICES! PULLED FROM NEW EQUIPMENT AND OFFERED TO YOU AT SUBSTANTIAL SAVINGS. AVAILABLE IN:
5500MFD @ 40V 8200MFD @ 25V
YOUR CHOICE \$1.00 EA. 10 FOR \$7.95

EAGLE-PICHER BATTERY
CF6V5. 6 VOLT SAH SPILL-PROOF, RE-CHARGEABLE BATTERY. \$12.50EA. 10/\$99.95. NEW-1 YEAR WARRANTY.

BEST SELLERS!
KYNAR WIRE WRAP WIRE. Solid silver plated 30AWG available in blue, red, yellow, black, green, or white. 100' spool for \$2.50; 500' spool for \$5.95; 1000' spool for \$9.95.
26AWG red or black 500' spool for \$7.95; 1000' spool for \$12.50

HEWLETT PACKARD 2" SPEAKER
HP7730 .3" char. red. 8 OHM
common anode. \$1.50 IMPEDANCE
4 for \$3.95 2 FOR \$1.50

12VDC COOLING FAN
THAT'S RIGHT A 12VDC! IDEAL FOR SMALL COOLING PROBLEMS. 2 1/2" BLADE DIA. ONLY \$4.95

THERMALLOY THERMALLOY
6093B flat power 6111-B-66. To-66 device heat sink. heat sink.
10/\$1.98 10/\$5.00

EDGE CONNECTOR
43/86 PIN DUAL READ-OUT. .156 SPACING WITH SOLDER EYELET PINS. USED, BUT YOU WILL LOVE THEM AT \$1.00 EACH.

HOOK-UP WIRE
Stranded 22 GA. available in white, brown, orange, red, black, blue, purple, yellow, green, or gray. \$3.50
200 FT. SPOOL.

MINIMUM ORDER \$10 SEND FOR FREE CATALOG

TERMS: Send check or money order. NO COD. Texas residents add 5% sales tax. Canada and Mexico add \$2.50. Overseas countries add \$5.00 for surface rates. We pay postage up to 10 pounds.


ACE ELECTRONIC PARTS
5400 MITCHELLDALE B-B
HOUSTON, TEXAS 77092
(713) 688-8114

CIRCLE 78 ON FREE INFORMATION CARD


FREQUENCY COUNTER

TAKE ADVANTAGE OF THIS NEW STATE-OF-THE-ART COUNTER FEATURING THE MANY BENEFITS OF CUSTOM LSI CIRCUITRY. THIS NEW TECHNOLOGY APPROACH TO INSTRUMENTATION YIELDS ENHANCED PERFORMANCE, SMALLER PHYSICAL SIZE, DRASTICALLY REDUCED POWER CONSUMPTION (PORTABLE BATTERY OPERATION IS NOW PRACTICAL), DEPENDABILITY, EASY ASSEMBLY AND REVOLUTIONARY LOWER PRICING!

- KIT #FC-50C 60 MHZ COUNTER WITH CABINET & P.S. **\$119.95** COMPLETE!
- KIT #PSL-650 650 MHZ PRESCALER (NOT SHOWN) 29.95
- MODEL #FC-50WT 60 MHZ COUNTER WIRED, TESTED & CAL. 165.95
- MODEL #FC-50/600WT 600 MHZ COUNTER WIRED, TESTED & CAL. 199.95



SIZE:
3" High
6" Wide
5 1/2" Deep



FEATURES AND SPECIFICATIONS:
 DISPLAY: 8 RED LED DIGITS .4" CHARACTER HEIGHT
 GATE TIMES: 1 SECOND AND 1/10 SECOND
 PRESCALER WILL FIT INSIDE COUNTER CABINET
 RESOLUTION: 1 HZ AT 1 SECOND, 10 HZ AT 1/10 SECOND.
 FREQUENCY RANGE: 10 HZ TO 60 MHZ. [65 MHZ TYPICAL].
 SENSITIVITY: 10 MV RMS TO 50 MHZ, 20 MV RMS TO 60 MHZ TYP.
 INPUT IMPEDANCE: 1 MEGOHM AND 20 PF.
 [DIODE PROTECTED INPUT FOR OVER VOLTAGE PROTECTION.]
 ACCURACY: ± 1 PPM [± .0001%] AFTER CALIBRATION TYPICAL.
 STABILITY: WITHIN 1 PPM PER HOUR AFTER WARM UP [0.01% XTAL]
 IC PACKAGE COUNT: 8 [ALL SOCKETED]
 INTERNAL POWER SUPPLY: 5 V DC REGULATED.
 INPUT POWER REQUIRED: 8-12 VDC OR 115 VAC AT 50/60 HZ.
 POWER CONSUMPTION: 4 WATTS

KIT #FC-50C IS COMPLETE WITH PREDRILLED CHASSIS ALL HARDWARE AND STEP-BY-STEP INSTRUCTIONS. WIRED & TESTED UNITS ARE CALIBRATED AND GUARANTEED.

PLEXIGLAS CABINETS

Great for Clocks or any LED Digital project. Clear-Red Chassis serves as Bezel to increase contrast of digital displays.

- CABINET I**
3"H, 6 1/4"W, 5 1/2"D Black, White or Clear Cover
 - CABINET II**
2 1/2"H, 5"W, 4"D \$6.50 ea.
- RED OR GREY PLEXIGLAS FOR DIGITAL BEZELS
3"x6"x1/8" 95¢ ea. 4/13

SEE THE WORKS Clock Kit

- Clear Plexiglas Stand
- 6 Big 4" digits
 - 12 or 24 hr time
 - 3 set switches
 - Plug transformer
 - All parts included
- Plexiglas is Pre-cut & drilled
Kit #850-4 CP
Size: 6"H, 4 1/2"W, 3"D
Assembled \$23.50 ea. 2/45. \$29.95

60 HZ.

XTAL TIME BASE:
 Will enable Digital Clock Kits or Clock-Calendar Kits to operate from 12V DC.
 1" x 2" PC Board
 Power Req: 5-15V (2.5 MA. TYP.)
 Easy 3 wire hookup
 Accuracy ± 2PPM
 #TB-1 (Adjustable) Complete Kit \$4.95
 Wir & Cal \$9.95

SPECIAL PRICING!

PRIME - HIGH SPEED RAM
21L02-3 400 NS
LOW POWER - FACTORY FRESH

1-24	\$1.75 ea.	100-199	\$1.45 ea.
25-99	1.60 ea.	200-999	1.39 ea.
1000 AND OVER	\$1.29 ea.		

5-DIGIT LED CLOCK CALENDAR KIT

DATE-TIME-SNOOZE ALARM & MORE... KIT 7001

FOR THE BUILDER THAT WANTS THE BEST. FEATURING 12 OR 24 HOUR TIME - 29-30-31 DAY CALENDAR. ALARM. SNOOZE AND AUX. TIMER CIRCUITS

Will alternate time (8 seconds) and date (2 seconds) or may be wired for time or date display only, with other functions on demand. Has built-in oscillator for battery back-up. A loud 24 hour alarm with a repeatable 10 minute snooze alarm, alarm set & timer set indicators. Includes 110 VAC/60Hz power pack with cord and top quality components through-out.

- KIT - 7001B WITH 6 - .5" DIGITS \$39.95
- KIT - 7001C WITH 4 - .6" DIGITS & 2 - .3" DIGITS FOR SECONDS \$42.95
- KIT 7001X WITH 6 - .6" DIGITS \$45.95



KITS ARE COMPLETE (LESS CABINET)
 ALL 7001 KITS FIT CABINET I AND ACCEPT QUARTZ CRYSTAL TIME BASE KIT # TB-1

PRINTED CIRCUIT BOARDS for CT-7001 Kits drilled separately with assembly info. PC Boards are drilled Fiberglass, solder plated and screened with component layout.

Specify for 7001
B, Cor X - \$7.95

AUTO BURGLAR ALARM KIT

AN EASY TO ASSEMBLE AND EASY TO INSTALL ALARM PROVIDING MANY FEATURES NOT NORMALLY FOUND. KEYLESS ALARM HAS PROVISION FOR PDS & GROUNDING SWITCHES OR SENSORS WILL PULSE HORN RELAY AT 1/2 RATE OR DRIVE SIREN. KIT PROVIDES PROGRAMMABLE TIME DELAYS FOR EXIT ENTRY & ALARM PERIOD. UNIT MOUNTS UNDER DASH - REMOTE SWITCH CAN BE MOUNTED WHERE DESIRED. CMOS RELIABILITY RESISTS FALSE ALARMS & PROVIDES FOR ULTRA DEPENDABLE ALARM DO NOT BE FOOLED BY LOW PRICES! THIS IS A TOP QUALITY COMPLETE KIT WITH ALL PARTS INCLUDING DETAILED DRAWINGS AND INSTRUCTIONS OR AVAILABLE WIRED AND TESTED



KIT #ALR-1 \$9.95
 #ALR-1WT WIRED & TESTED \$19.95

VARIABLE REGULATED 1 AMP POWER SUPPLY KIT

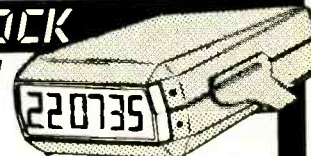
- VARIABLE FROM 4 TO 14V
- SHORT CIRCUIT PROOF
- 723 IC REGULATOR
- 2N3055 PASS TRANSISTOR
- CURRENT LIMITING AT 1 Amp

KIT IS COMPLETE INCLUDING DRILLED & SOLDER PLATED FIBERGLASS PC BOARD AND ALL PARTS (Less TRANSFORMER) KIT #PS-01 \$8.95
 TRANSFORMER 24V CT will provide 300MA at 12V and 1 Amp at 5V. \$3.50

MOBILE LED CLOCK

12/24 HR 4" DIGITS!

MODEL 12 VOLT AC or DC POWERED #2001



- 6 JUMBO .4" RED LED'S BEHIND RED FILTER LENS WITH CHROME RIM
 - SET TIME FROM FRONT VIA HIDDEN SWITCHES • 12/24-HR. TIME FORMAT
 - STYLISH CHARCOAL GRAY CASE OF MOLDED HIGH TEMP. PLASTIC
 - BRIDGE POWER INPUT CIRCUITRY - TWO WIRE NO POLARITY HOOK-UP
 - OPTIONAL CONNECTION TO BLANK DISPLAY [Use When Key Off in Car, Etc.]
 - TOP QUALITY PC BOARDS & COMPONENTS - INSTRUCTIONS.
 - MOUNTING BRACKET INCLUDED
- KIT #2001 COMPLETE KIT **\$27.95** 3 OR MORE **\$25.95** ea.
 115 VAC Power Pack #AC-1 **\$25.00** ea.

ASSEMBLED UNITS WIRED & TESTED **\$37.95** ea.
 ORDER #2001 WT (LESS 9V. BATTERY) 3 OR MORE **\$35.95** ea.
 Wired for 12-Hr. Op. if not otherwise specified.

OPTOELECTRONICS, INC.

BOX 219 HOLLYWOOD, FLA. 33022
 PHONE [305] 921-2056 / 921-4425

ORDERS TO USA & CANADA ADD 5% FOR SHIPPING, HANDLING & INSURANCE. ALL OTHERS ADD 10%. ADDITIONAL \$1.00 CHARGE FOR ORDERS UNDER \$15.00 - COD FEE \$1.00. FLA. RES. ADD 4% STATE TAX.

ORDER BY PHONE OR MAIL
 COD ORDERS WELCOME



VARIABLE POWER SUPPLY KIT NO. 1 ONLY \$10.95

- Continuously variable from 5V to 20V
- Excellent regulation up to 1/2 Amp
- Kit includes all components
- Drilled fiberglass P.C. Board
- Case included
- 4400 Mfd of filtering
- One hour assembly



VARIABLE POWER SUPPLY KIT NO. 2

Same as above but with a 1 Amp output, also with case ONLY \$13.95

This model will power a 5 watt transistorized CB Radio

LOOK AT THIS SPECIAL FROM RADIO HUT

- Power Supply Kit: 5V1 amp req.
- Line regulation .005%
- Load regulation 50mV

Kit includes components, PC board, transformer, fuse and pilot light. Line cord not included.

Only \$6.50


60 Hz. Crystal Time Base for Digital Clocks \$4.50 Buy 2 for \$8.



- A. 60 Hz. output with accuracy comparable to a digital watch.
- B. Directly interfaces with all MOS clock chips.
- C. Super low power consumption (1.5 ma typ.)
- D. Uses latest MOS 17 stage divider IC.
- E. Eliminates forever the problem of AC line glitches.
- F. Perfect for cars, boats, campers, or even for portable clocks at ham field days.
- G. Small size, can be used in existing enclosures.

KIT INCLUDES CRYSTAL, DIVIDER IC, P.C. BOARD PLUS ALL NECESSARY PARTS & SPECS

UNSCRAMBLER \$19.95



Plugs into earphone or external speaker of any Scanner or Monitor. Guaranteed to unscramble any 1085 call.

- Easily tuned
- Full instruction included
- Drilled fiberglass P.C. Board
- One Hour Assembly
- Punched Case

MA 1003 CAR CLOCK FROM NATIONAL \$17.95 ALSO, THIS MONTH ONLY, INCLUDES SPECS. AND 3 SWITCHES. \$17.95 FREE EDGE CONNECTOR.

7400 TTL DIGITAL CIRCUITS

7400	11	7430	13	7480	31	74153	61
7401	13	7432	23	7481	55	74154	96
7402	13	7433	23	7482	57	74155	89
7403	13	7437	23	7483	67	74156	89
7404	15	7438	23	7485	89	74157	55
74104	29	7440	13	7489	67	74160	55
74104	44	7441	96	7490	65	74161	65
7405	13	7442	47	7491	65	74163	65
7406	16	7443	59	7492	43	74164	85
7407	16	7444	59	7493	43	74165	89
7408	19	7445	68	7494	67	74174	85
7409	19	7447	68	7495	67	74175	85
7410	13	7448	71	7496	67	74180	67
7411	18	7450	13	74100	30	74181	93
7412	26	7451	13	74104	49	74182	68
7413	37	7453	13	74107	26	74191	96
7416	15	7454	13	74109	31	74192	79
7420	13	7460	19	74121	29	74193	81
7421	13	7470	27	74123	48	74194	81
7423	25	7472	29	74132	69	74195	69
7425	29	7473	27	74136	99	9316	65
7426	24	7474	29	745138	1.95	9601	3/81
7427	19	7475	47	74141	75	9L04	35
7428	26	7476	31	74151	61		

74LS00 LOW POWER SCHOTTKY

74LS00	21	74LS47	73	74LS136	37	74LS258	71
74LS02	21	74LS51	26	74LS138	71	74LS260	26
74LS03	21	74LS54	26	74LS139	71	74LS266	26
74LS04	28	74LS55	26	74LS145	1.00	74LS279	75
74LS05	28	74LS73	35	74LS151	7.00	74LS290	75
74LS08	21	74LS74	35	74LS153	7.00	74LS293	61
74LS09	28	74LS76	49	74LS155	69	74LS298	95
74LS10	21	74LS83	73	74LS156	70	74LS298	95
74LS11	21	74LS85	1.35	74LS157	75	74LS365	55
74LS13	45	74LS86	36	74LS158	71	74LS366	55
74LS14	99	74LS89	55	74LS160	85	74LS367	55
74LS15	26	74LS92	55	74LS161	85	74LS368	55
74LS20	24	74LS93	55	74LS162	85	74LS390	1.75
74LS21	28	74LS99	38	74LS163	85	74LS393	1.45
74LS22	28	74LS112	38	74LS164	49	74LS393	1.45
74LS26	32	74LS113	38	74LS168	85	74LS393	1.45
74LS27	32	74LS114	38	74LS169	85	74LS393	1.45
74LS30	26	74LS122	49	74LS170	1.89	74LS394	95
74LS32	32	74LS124	99	74LS173	1.10	74LS395	85
74LS37	32	74LS125	47	74LS174	1.00	74LS396	85
74LS38	32	74LS126	47	74LS175	81	74LS397	85
74LS40	26	74LS132	79	74LS190	95	74LS251	85
74LS42	65	74LS133	35	74LS191	95	74LS252	71

74H SERIES TTL

74H00	18	74H21	29	74H53	29	74H73	39
74H05	29	74H40	29	74H61	25	74H74	39
74H20	29	74H50	20	74H72	45		

CMOS

CD400	19	CD4017	95	CD4040	1.00	CD4071	19
CD4001	19	CD4018	95	CD4041	69	CD4087	19
CD4002	19	CD4019	99	CD4042	69	CD4087	35
CD4006	1.20	CD4020	97	CD4043	60	CD4508	2.80
CD4007	19	CD4021	97	CD4044	80	CD4510	1.00
CD4009	47	CD4022	97	CD4046	1.39	CD4512	1.00
CD4010	39	CD4023	19	CD4047	1.50	CD4516	7.90
CD4011	19	CD4024	75	CD4049	35	CD4518	1.10
CD4012	23	CD4025	19	CD4050	39	CD4520	69
CD4013	32	CD4027	39	CD4051	19	CD4520	85
CD4014	78	CD4028	85	CD4053	1.19	74C02	45
CD4015	78	CD4029	99	CD4056	1.15	74C04	32
CD4016	32	CD4030	35	CD4066	78	74C107	79

ITT HIGH LEVEL LOGIC

301	Dual 5 Input NAND Gate	15
302	Quad 2 Input Buffer open collector	18
303	Quad 2 Input NAND Buffer	15
311	Master Slave F/F	18
312	Dual JK Flip Flop	18
321	Quad 2 Input NAND Gate	18
322	Dual 5 Input NAND Gate	15
323	Quad 2 Input NAND Gate	18
324	Quad 2 Input NAND Gate	18
325	Dual 2 Dual 3 Input NAND Gate	13
326	Dual 2 Dual 3 Input NAND Gate	13
331	Dual 5 Input Expander	13
332	Hex Inverter	18
333	Hex Inverter	18
334	Hex Inverter	18
335	Hex Inverter	18
342	Dual One Shot Multivibrator	25
343	Dual 4 Bit Comparator	22
370	Quad D Flip Flop	22
371	Decade Counter	30
372	Quad Ripple Counter	39
380	BCD to Decimal Decoder	39
381	BCD to Decimal Decoder	39

ITT MOS TO LED DRIVERS

ITT 501 Quad Seg. Dr.	35
ITT 502 Hex Digit Dr.	49
ITT 503 Quad Seg. Dr.	49
ITT 505 Hex Digit Dr.	49
ITT 508 8 Digit Dr.	49
ITT 509 8 Seg. Dr.	49
ITT 511 Quad Seg. Dr.	59
ITT 514 8 Digit Dr.	59

We have 100's of thousands of listed parts. These parts are 100% prime.
9000 series parts prime from ITT. Pin for Pin compatible with 7400 series.

TTL SPECIAL!

9002/7400	10/100
9003/7410	10/100
9004/7420	10/100
9006/7460	6/1/100
9007/7430	10/1/100
9009/7440	10/1/100
9016/7404	8/1/100
9024/74109	3/1/100
9300/74195	3/1/100

DTL

932	Dual 4 Input Buffer	8/31
934	Dual 5 Input NAND Gate	10/31
941	One Shot Multivibrator	5/31
945	JK F/F	8/31
946	Quad 11 Input Gate NAND/NOR	8/31
948	JK F/F	10/31
950	F/F	10/31
951	One Shot Multivibrator	5/31
1806	(see 934 above)	10/31
9093	Dual 2 Input NAND Gate	10/31
9094	Dual JK F/F	8/31
9094	Dual JK F/F	8/31
9098	Dual JK F/F	8/31
9109	Hex Inverter	7/31
9110	Hex Inverter	7/31
9112	Hex Inverter	7/31
9601	One Shot	3/31
9630	Dual 4 Input Ext. NAND	8/31
9632	Quad 2 Input NAND Buffer	8/31
9645	RS F/F	8/31
9646	Quad 2 Input NAND	8/31
9649	Quad 2 Input NAND	8/31
9651	Monostable Multivibrator	8/31
9662	Triple 3 Input NAND	8/31

VOLTAGE REGULATORS

723 VOLTAGE REGULATORS
Output voltages variable from 2 volts to 30 volts. A very versatile and popular device.—14 PIN DIP
69c

BRIDGE RECTIFIERS

1 Amp 200V	6/\$1
1 Amp 50V	\$.90
6 Amp 50V	1/10
10 Amp 50V	1/25
25 Amp 50V	1/39

GERMANIUM DIODES

IN 54A	8/\$1
IN 270	10/\$1

ZENER DIODES

IN 746	3 3V 400M 4/31
IN 752	5 6V 400M 4/31
IN 1958	8 2V 400M 4/31
IN 5259	39 V 500M 10/31
IN 5271	100 V 500M10/31
IN 5280	180 V 500M10/31

DIODES

4.7 V 500 MW	10/31
9 V 500 MW	10/31
10 V 1 Watt	8/31
15 V 500 MW	10/31
22 V 5 Watt	6/31

SWITCHING DIODES

IN 4148/IN914	Long Leads20/\$1
IN 4148/IN914	Cut Leads 40/\$1
IN 4148/IN914	PC Leads 100/\$1

LINEARS

709	Operational Amplifier	25	LM 308	Operational Amplifier	95	LM 377	Dual 2W Amplifier	1.85	NE 567	Tone Decoder	1.25
710	Differential Comparators	40	LM 309K	5V Lamp Regulator	1.45	LM 3900	Quad Op-Amp	.40	1458	Dual Op-Amp	55
711	Dual Differential Comp	35	LM 710	Voltage Comparator	25	LM 741	Operational Amplifier	75	75491	Quad Segment Driver	35
712	Half Adder	25	LM 311	Voltage Comparator	85	LM 748	Operational Amplifier	25	75492	Hex Digit Driver	35
748	Stereo Pre-Amp by Fairchild 2181	1.15	LM 318	Operational Amplifier	1.15	NE 553	Quad Timer	1.95	3043	IF Amplifier	75
LM 301	Operational Amplifier	30	LM 723	Voltage Comparator	69	NE 555	Timer	1.00	8038	Voltage Cont. Osc.	3.95
LM 307	Operational Amplifier	30	LM 324	Quad Operational Amplifier	30	NE 556	Dual Timer	.95			

RADIO HUT

P. O. Box 38323 • Dallas, Texas 75238

1-800-527-2304

Use Our Toll Free Watts Line For Master Charge and BankAmericard Orders






EXPANDO RAM KIT

32K FOR \$475.00

MEMORY CAPACITY
MEMORY ADDRESSING
MEMORY WRITE
PROTECTION

8K, 16K, 24K, 32K using Mostek MK4115 with 8K bonding wires and protection. Utilizes DIP switches. PC board comes with sockets for 32K operation. Orders now being accepted. Allow 6 to 8 weeks for delivery.



Buy an S100 compatible 8K Ram Board and upgrade the same board to a maximum of 32K in steps of 8K at your option by merely purchasing more ram chips from S.D. Sales! At a guaranteed price - Look at the features we have built into the board.

PRICES START AT \$151. FOR 8K RAM KIT
Add \$108.00 for each additional 8K Ram

8K FOR \$151.00

INTERFACE CAPABILITY
Control, data and address inputs utilizes low power Schottky devices.

POWER REQUIREMENTS
+ 8VDC 400MA DC
+ 18VDC 400MA DC
- 18VDC 30MA DC

on board regulation is provided. On board (invisible) refresh is provided with no wait states or cycle stealing required.

MEMORY ACCESS TIME IS 37ns
Memory Cycle Time is 500ns.

S.D. SALES NEW EXPANDABLE EPROM BOARD

16K or 32K EPROM \$49.95 w/out EPROM
Allows you to use either 2708's for 16K of Eprom or 2716's for 32K of Eprom.

KIT FEATURES:

1. All address lines & data lines buffered.
2. Quality plated through P.C. Board, including solder mask and silk screen.
3. Selectable wait states.
4. On board regulation provided.
5. All sockets provided w/board.

WE CAN SUPPLY 450ns 2708's AT \$11.95 WHEN PURCHASED WITH BOARD.

Z-80 CPU BOARD KIT — \$139.

CHECK THE ADVANCED FEATURES OF OUR Z-80 CPU BOARD. Expanded set of 158 instructions. 8080A software capability, operation from a single 5VDC power supply, always stops on an M1 state, true sync generated on card (a real plus feature!), dynamic refresh and NMI available, either 2MHz or 4MHz operation, quality double sided plated through PC board, parts plus sockets priced for all IC's. *Add \$10 extra for Z-80A chip which allows 4MHz operation.
Z-80 chip with Manual — \$39.95

8K LOW POWER RAM — \$159.95

Fully assembled and tested. Not a kit. Imsa: - Altair - S-100 Buss compatible - uses low power static 21L02-500ns fully buffered on board regulated - quality plated through PC board, including solder mask, 8 pos. dip switches for address select.



4K LOW POWER RAM KIT

Fully Buffered - on board regulated - reduced power consumption utilizing low power 21L02 - 1 500ns RAMS - Sockets provided for all IC's. Quality plated through PC board. *Add \$10. for 250ns RAM operation.



The Whole Works - \$79.95

MUSICAL HORN

One tune supplied with each kit. Additional tunes — \$6.95 each. Special tunes available. Standard tunes now available: - Dixie - Eyes of Texas - On Wisconsin - Yankee Doodle Dandy - Notre Dame - Pink Panther - Aggie War Song - Anchors Away - Never on Sunday - Yellow Rose of Texas - Deep in the Heart of Texas - Boomer Sooner - Bridge over River Kwai.

CAR & BOAT KIT \$34.95 HOME KIT \$26.90 Special Design Case \$3.50

Jumbo LED Car Clock Kit

FEATURES:

- A. Bowmar Jumbo .5 inch LED array.
- B. MOSTEK — 50250 — Super clock chip
- C. On board precision crystal time base.
- D. 12 or 24 hour Real Time format.
- E. Perfect for cars, boats, vans, etc.
- F. PC board and all parts (less case) inc.



\$16.95

DIGITAL LED READOUT THERMOMETER — \$29.95

Features: Litronix dual 1/2" displays. Uses Silicoxix LD131 single chip CMOS A/D converter. Kit includes all necessary parts (except case). AC line cord and power supply included. 0-149° F.



6 DIGIT ALARM CLOCK KIT

Features: Litronix dual 1/2" displays, Mostek 50250 super clock chip, single I.C. segment driver, SCR digit drivers. Kit includes all necessary parts (except case). Xfmr optional. Eliminate the hassle.
AC XFMR — \$1.50 Case \$3.50

5 Digit Countdown Utility Darkroom Timer Kit

Features: Large LED 1/2" displays oper. from 0.1 sec. to 59 min. 59.99 sec. 5A-115V. Relay included to control appliances. Operates on 115V AC. Displays can be turned off for total darkness while counting. All necessary parts included. Special design case \$3.75.



\$44.95

6 Digit General Purpose or Computer Timer Kit — \$29.95

Features: Large LED 1/2" displays, Mostek 50397 counter display/driver, counts up to 59 minutes, 59.99 seconds with crystal controlled 1/100 second accuracy, operates on 115V AC or 12V DC supply. All necessary parts included. Special design case \$3.75.



Bowmar 4 Digit LED Readout Array Full 1/2" Litronix Jumbo Dual Digit LED Displays

4 JUMBO .50" DIGITS ON ONE STICK! WITH COLONS & AM/PM INDICATOR

DL 722 - C.C. \$3.95
DL 721 & C.A. 99c
DL 728 - C.C. \$1.29
DL 727 - C.A.

NEW COMPETITION CHESS TIME KIT WITH TWO INDEPENDENT FIVE DIGIT 1/2" LED DISPLAYS

The timers can be used independently or coupled. The timer can be set to 59 minutes 59.99 seconds at 0.1 intervals. Kit includes all necessary parts and an attractive woodgrain case.



\$79.95 Complete Kit

Low Cost Cassette Interface Kit \$14.95

Features: K.C. standard 2400/1200 Hz, 300 Baud, TTL, I/O compatible, phase lock loop, 22 pin connector. Feeds serial data via microprocessors I/O ports and from cassette tape recorder.



RAM'S

21L02 - 500NS	8/11 50
21L02 - 250NS	8/15 95
2114 - 4K	14 95
1101A - 256	8/14 00
1103 - 1K	35
MK 4115 - 8K	15 45
74S200 - 256	3 95

THERMISTORS
MEPCO - NEW!
1.5K OHM
5/\$1.00

TANTALUM CAPS
1 MFD. 20VDC.
P.C. LEADS
15 for \$1.00

FLAT PACK IC ASSORT.
FLAT PACK 5400 SERIES. SPECIAL BUY FROM ITT
20 Assorted Devices for \$1.00

ELECTRICAL COIL
13T TYPE C
10T TYPE C
YOUR CHOICE
12/\$1

2 TRANSISTOR AUDIO
amf. W/Specs
6/\$1

TRIMMER POTS
10K, 20K, 25K
OHM. Mini for PC boards.
YOUR CHOICE
10/\$1.

MICROPROCESSOR CHIPS

8212 - I/O port	3.50
8214 - P.I.C.	12.95
8216 - Non Invert Bus	4.95
8224 - Clock Gen	4.95
8226 - Invert Bus	3.95
PIO for Z-80	14.95
CTC for Z-80	14.95
8228 Sys. Controller	8.20
8251 Prog. comm. interface	10.95
8255 Prog. perp. interface	13.50
8820 Dual Line Recr.	1.75
8830 Dual Line Dr.	1.75
2513 Char. Gen	7.50
8838 Quad Bus. Recvr	2.00
74LS138N - 1/8 decoder	.99
8T97-Hex Tri-State Buffer	1.25
1488/1489 RS232	1.50
TR 1602B Uart	3.95

CPU'S

Z-80 includes manual	29.95
Z-80A includes manual	34.95
8080A CPU 8 BIT	11.95
8008 CPU 8 BIT	6.95

DISC CAPS FOR BYPASS
01 MFD - 100 WVDC. P.C. leads.
40/\$1.

BALUM
Used in TV Tuners
Can be rewound for Ham fired
6/\$1

STANDARD COILS
Use in TV Sets. 1.2 uh 5% and 1.5 uh 10%
12/\$1

AUTO COIL TRANSF.
Ideal for the exper.
12/\$1

NEW CAMBION JACKS
PART # 450-4352
Gold Plated
50/\$1

SILICON RECTIFIER SPECIAL!
1N4007 1 AMP
1000 PIV
PRIME UNITS
10/\$1.

PROMS

1702A - 1K - 1.5us	3.95 or 10/35
2708 - 8K Intel - 450ns	14.95
5204 - 4K	7.95
82S129 - 1K	2.50
27085 8K signetics 650ns	9.95

Photocell Ass't.
We bought almost 200K from a big US mfg. Three product families: small, medium and dual photocells. Perfect for all light sensitive applications.
* 12/\$1.00

PLASTIC READ-OUT FILTERS
Originally used in desk top calculators. Perfect for use with LED and other type readouts.
AMBER - 6 for \$1.

TTL ASSORTMENT
Contains a high yield of usable parts.
50/\$1.50

RESISTOR Special!
22 Ohm 1 Watt Carbon Comp 10%. Handy value. Parallel to make low ohm-ge power resistors. 10000 pieces!
* 25 for \$1.

DISC CAP ASST
PC leads. At least 10 different values. Includes .001, .01, .05 plus other standard values.
60/\$1.00

P.C. LEAD DIODES
1N4148/1N914 - 100/52 00
1N4002 - 1A - 100 PIV
40/\$1.00

Z-80 PROGRAMMING MANUAL

IN DEPTH DETAIL OF THE Z-80 CPU MICRO-COMPUTER

S.D. Sales Special \$9.95

COUNTER CHIPS

MK50397 6 Digit elapsed timer	8.95
MK50250 Alarm clock	4.99
MK50380 Alarm chip	2.95
MK50396 6 digit up/down counter	12.95
MK5002 4 digit counter	8.95
MK5021 - Cal. chip sq. root	2.50

MICA TRIMMER
PC 402 miniature
1.5 - 20 P.F.
P.C. Mount
4/\$1

MICRO-DIP \$1.95

New - Series 2300
The World's Smallest Coded BCD Dual-In-Line Switch! PC Mount
2300 02G BCD 1-2-4-8
2300 12G BCD 1-2-4-8
Compliment

JOY STICKS FOUR 100 K-OHMS POTS

Ideal for electronic games \$3.95

STANDARD ANT. TER.
Used for Ant. Hook-up on all TV Sets.
1211

*Choose \$1. Free Merchandise From Asterisk Items on each \$15 order!

CALL IN YOUR BANKAMER-ICARD (VISA) OR MASTER CHARGE ORDER IN ON OUR CONTINENTAL TOLL FREE WATTS LINE:

Texas Residents Call Collect:
214/271-0022
1-800-527-3460
DEALER INQUIRIES INVITED!

Terms - 60 Day Money Back Guarantee!

NO COD'S. TEXAS RESIDENTS ADD 5% SALES TAX. ADD 5% OF ORDER FOR POSTAGE & HANDLING. ORDERS UNDER \$10. ADD 75c HANDLING. FOREIGN ORDERS - U.S. FUNDS ONLY!

MINI-KITS

NEW

FM WIRELESS MIKE KIT
 FM-1 \$2.95
 Transmit up to 300 to any FM radio. Sensitivity: no mic input requires dynamic crystal or ceramic mike. Runs on 3 to 9 volts.

TONE DECODER KIT
 A complete tone decoder on a single PC Board. Features 400 to 5000 Hz adjustable frequency range, voltage regulation. SPT IC useful for touch-tone decoding, tone burst detection, FSK, demod, signaling, and many other uses. Use 7 for 12 button touch-tone decoding. Runs on 5 to 12 volts.
 Complete Kit, TD-1 \$4.95

LED BLINKY KIT
 A great attention getter which alternately flashes 2 jumbo LEDs. Use for name badges, buttons or warning type panel lights.
 Complete Kit, BL-1 \$2.95

SUPER-SNOOP AMPLIFIER
 A super-sensitive amplifier which will pick up a pin drop or 15 feet! Great for monitoring baby's room or as a general purpose ear amplifier. Full 2 watts of output. Runs on 8 to 12 volts, uses any type of mike. Requires 3.5 ohm speaker.
 Complete Kit, BN-9 \$4.95

MUSIC LIGHTS KIT
 See music come alive! 3 different lights flicker with music or voice. One light for each of the 3 channels and one for the highs. Each channel individually adjustable and drives up to 300 watts. Great for parties, band music, nite clubs and more.
 Complete Kit, ML-1 \$7.95

SIPEN KIT
 Produces upward and downward wail characteristic of police siren. 700mw audio output, runs on 3-9 volts. Uses 645 ohm speaker.
 Complete Kit, SM-3 \$2.95

CODE OSCILLATOR KIT
 Powerful 1 watt audio oscillator of approx. 1 kHz, good for many uses. Great for defining alarm, battery checker, voltage indicator and code oscillator.
 Complete Kit, CPD-1 \$2.60

POWER SUPPLY KIT
 Complete 100mA regulated power supply provides variable 0-5 volts at 200mA and 1-5 volts at 1 amp. 50mv load regulation, good filtering and small size. Kit less transformers. Requires 8.4V ac 1 amp and 15 to 30V AC.
 Complete Kit, PS-3LT \$6.95

DECADE COUNTER PARTS KIT
 Includes 7490A 33 MHz counter, 7475 latch, 7447 LED driver, LED readout, current limit resistors, hook up details and instructions on how to build an easy low cost freq. counter.
 Kit of Parts, DCU-1 \$3.50

Frequency Counter \$79.95 KIT

You've requested it, and now it's here! The CT-50 Frequency Counter Kit has more features than counters selling for twice the price. Measuring frequency is now as easy as pushing a button, the CT-50 will automatically place the decimal point in all modes, giving you quick, reliable readings. Want to use the CT-50 mobile? No problem, it runs equally as well on 12 VDC as it does on 110 VAC. Want super accuracy? The CT-50 uses the popular TV color burst freq. of 3.579545 MHz for time base. Tap off a color TV with our adapter and get ultra accuracy — .001 ppm! The CT-50 offers professional quality at the unheard of price of \$79.95. Order yours today!

- CT-50, 60MHz Counter Kit \$79.95
- CT-50WT, 60 MHz counter, wired and tested \$159.95
- CT-600, 600 MHz prescaler option for CT-50, add. \$29.95



UTILIZES NEW MOS-LSI CIRCUITRY SPECIFICATIONS

Sensitivity: less than 25mV
 Frequency range: 5Hz to 60MHz, typically 65MHz
 Gate time: 1 second, 1/10 second, with automatic decimal point positioning on both direct and prescale
 Display: 8 digit red LED .4" height
 Accuracy: 10 ppm, .001 ppm with TV time base!
 Input: BNC, 1 meg ohm direct, 50 ohm with prescale option
 Power: 110 VAC 5 watts or 12 VDC @ 1 Amp
 Size: Approx. 6" x 4" x 2", high quality aluminum case
 Color burst adapter for .001 ppm accuracy available in 6 weeks. CB-1, Kit \$14.95

VIDEO TERMINAL KIT \$149.95

A compact 5 x 10 inch PC card that requires only an ASCII key-board and a TV set to become a complete interactive terminal for connection to your microprocessor asynchronous interface. Its many features are single 5-volt supply, crystal controlled sync and baud rates (up to 9600 baud), 2 pages of 32 characters by 16 lines, read to and from memory, computer and keyboard-operated cursor and page control, parity error display and control, power-on initialization, full 64-character ASCII display, block-type see-thru cursor, Keyboard/computer control backspaces, forward spaces, line feeds, rev. line feeds, home, returns cursor. Also clears page, clears to end of line, selects page 1 or 2, reads from or to memory. The card requires 5 volts at approx. 900 ma and outputs standard 75 ohm composite video.

- TH3216 Kit \$149.95
- TH3216, Assembled and Tested \$239.95
- VD-1, Video to RF Modulator Kit \$ 6.95



SIX DIGIT 12/24 HR CLOCK KIT

Want a clock that looks good enough for your living room? Forget the competitor's kludges and try one of ours! Features: Jumbo 4" digits, Polaroid lens filter, extruded aluminum case available in 5 colors, quality PC boards and super instructions. All parts are included, no extras to buy. Fully guaranteed. One to two hour assembly time. Colors: silver, gold, black, blue and bronze (specify).

- Clock Kit, DC-5 \$22.95
- Alarm Clock, DC-8, 12 hr, only \$24.95
- DC-5 with 10 min. ID timer \$25.95
- Mobile version, DC-7 \$25.95
- Assembled and tested clocks available, add \$10.00 to kit price
- 741 MINI DIP, house marked 10/\$2.00



CAR CLOCK KIT \$27.95

12/24-Hour 12-Volt AC or DC
 • High Accuracy (1 minute/month)
 • 6 Jumbo 4" LED readouts
 • Easy, no-polarity hookup
 • Display blanks with ignition
 • Case, mounting bracket included
 • Super instructions
 Complete Kit, DC-11 \$27.95

LINEAR	REGS	TRANSISTORS
555 .50	309K .99	NPN 2N3904 type 10/\$1.00
556 .75	340K-12 .99	PNP 2N3906 type 10/\$1.00
566 1.49	7805 .99	NPN Power Tab 40W 3/\$1.00
567 1.49	7812 .99	PNP Power Tab 40W 3/\$1.00
324 1.49	7815 .99	FET MPF-102 type 3/\$2.00
1458 .49	78MG 1.50	UJT 2N2646 type 3/\$2.00
380 1.49	723 .49	2N3055 NPN Power 75

600 mHz Prescaler



Fully assembled and tested. Extend the range of your counter to 10 times higher in frequency. Works with any counter. High sensitivity input with built-in on-chip pre-amp.
 PS-1B-10 \$59.95

ramsey electronics
 Satisfaction guaranteed or money refunded. Orders under \$10 add 75c. COD add \$1.00. NY add 7% sales tax.
 Phone orders welcome. Minimum order \$8.00
 BOX 4072B ROCHESTER, NY 14610 (716) 271-6487

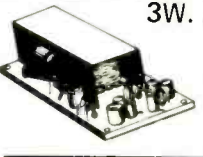
CIRCLE 38 ON FREE INFORMATION CARD

JUMBO LED READOUT ARRAY



\$1.95 LIMITED STOCK

By Bowmar. .5 in. character common cathode. Designed for use with multiplexed clock chips 4 digits in 1 pack!



3W. AUDIO AMP
 Assembled & tested. Not a kit. Has tapped output for either 4, 8 or 16 OHMS. With schematic.
 \$3.95 2 1/4 x 3"

CABLE TIES!
 Most popular size. 3/4 inches overall for a 1/2" bundle. Ty-wrap style. Nylon Self-locking.
 100 for \$1.00 \$8. for 1,000

FILTER CAP
 Mini Size. Axial. 1,000 MFD. 16 WVDC. 4/\$1.00

RED LED READOUT FILTER
 Very handy. Can be used with our calculator displays. 2 1/4 x 1/2" 6/\$1.

2708 1Kx8 EPROMS 2708
 Prime new units from a major mfg. 450 N.S. access time. Equivalent to 4-1702 A's in 1 package! 450 ns
\$15.75 each

MOTOROLA 7805R Voltage Regulator
 Same as standard 7805 except 750 MA output. TO-220. 5VDC output. 44c each 10/\$3.95

4K STATIC RAM'S
 2114. The new industry standard. Arranged as 1K x 4. Equivalent to 4-21 L02's in 1 package! 18 pin DIP. 2 chips give 1Kx8.
 2 for \$24. 8 for \$85.

OPCOA LED READOUT
 SLA-1 Common Anode. .33 inch character size. The original high efficiency LED display.
 75c ea. 4/\$2.50

TRANSFORMER
 12 Vac. 600 MA. PRI-115 VAC 60 HZ. Perfect for clocks or power supplies! Small Size.
\$1.95

1 AMP RECTIFIERS
 House numbered. Factory marked units. All meet 200 PIV minimum. Many up to 1,000 PIV. Full leads.
30 for \$1.00

741C OP AMPS
 Mini Dip. Prime new units. Has computer Mfg's house number. 12/\$2. 100 for \$15.

DISC CAPACITORS
 .1 MFD 16V. P.C. leads. Most popular value! By Sprague.
 20 for \$1.00

HEAVY DUTY!
 Full Wave Bridge 25 AMP 50 PIV
\$1.25

TANTALUM CAPACITOR
 1 MFD. .35 V. By Kemet. Axial Lead Best Value! 10/\$1.

2N3904-House No. TO-92. NPN. VCEO-45. HFE 100 to 300 10 for \$1.00

Jumbo Red Leds
 New by G.E. Like MV5024. Number SSL-22.
 6/\$1. 25/\$3.75

TO-92 Voltage Regulators
 Rated 100 MA output Small size. 78L05-5 VDC. 78L15-15VDC Your choice 3/\$1.

TI POWER TRANSISTORS
 TO-220. VCEO-60V. 30W.
 TIP29A-NPN 44c
 TIP30A-PNP 44c

CMOS QUAD Bilateral Switch
 CM4116. By Solitron. An improved CD4016. 3/\$1.

TI Keyboard \$2.95 ea.
 Used in desk top printing calculators by TI. Brand new, mfg. for TI by Digitran. Patented design. Perfect for experimenters.

Digital Research Corporation (OF TEXAS)

P.O. BOX 401247 • GARLAND, TEXAS 75040 • (214) 271-2461

TERMS: Orders under \$15. add 75c. No COD's. We accept VISA, MasterCard and American Express Cards. Money Back Guarantee on all items! Texas Residents add 5% Sales Tax. WE PAY POSTAGE!

CIRCLE 89 ON FREE INFORMATION CARD

DIODES/ZENERS				SOCKETS/BRIDGES				TRANSISTORS, LEDS, etc.			
1N914	100v	10mA	.05	8-pin pcb	.25	ww	.45	2N2222	NPN	(Plastic .10)	.15
1N4005	600v	1A	.08	14-pin pcb	.25	ww	.40	2N2907	PNP		.15
1N4007	1000v	1A	.15	16-pin pcb	.25	ww	.40	2N3906	PNP		.10
1N4148	75v	10mA	.05	18-pin pcb	.25	ww	.75	2N3054	NPN		.35
1N753A	6.2v	z	.25	22-pin pcb	.45	ww	1.25	2N3055	NPN	15A 60v	.50
1N758A	10v	z	.25	24-pin pcb	.35	ww	1.10	T1P125	PNP	Darlington	.35
1N759A	12v	z	.25	28-pin pcb	.35	ww	1.45	LED Green, Red, Clear			.15
1N4733	5.1v	z	.25	40-pin pcb	.50	ww	1.25	D.L.747	7 seg 5/8" high com-anode		1.95
1N5243	13v	z	.25	Molex pins .01	To-3 Sockets		.45	XAN72	7 seg com-anode		1.50
1N5244B	14v	z	.25	2 Amp Bridge	100-prv		1.20	FND 359	Red 7 seg com-cathode		1.25
1N5245B	15v	z	.25	25 Amp Bridge	200-prv		1.95				

C MOS		- T T L -									
4000	.15	7400	.15	7473	.25	74176	1.25	74H72	.55	74S133	.45
4001	.20	7401	.15	7474	.35	74180	.85	74H101	.75	74S140	.75
4002	.20	7402	.20	7475	.35	74181	2.25	74H103	.75	74S151	.35
4004	3.95	7403	.20	7476	.30	74182	.95	74H106	.95	74S153	.35
4006	1.20	7404	.15	7478	.55	74190	1.75			74S157	.80
4007	.35	7405	.25	7481	.75	74191	1.35	74L00	.35	74S158	.35
4008	.95	7406	.35	7483	.95	74192	1.65	74L02	.35	74S194	1.05
4009	.30	7407	.55	7485	.95	74193	.85	74L03	.30	74S257 (8123)	.25
4010	.45	7408	.25	7486	.30	74194	1.25	74L04	.35		
4011	.20	7409	.15	7489	1.35	74195	.95	74L10	.35	74LS00	.35
4012	.20	7410	.10	7490	.55	74196	1.25	74L20	.35	74LS01	.35
4013	.40	7411	.25	7491	.95	74197	1.25	74L30	.45	74LS02	.35
4014	1.10	7412	.30	7492	.95	74198	2.35	74L47	1.95	74LS04	.35
4015	.95	7413	.45	7493	.40	74221	1.00	74L51	.45	74LS05	.45
4016	.35	7414	1.10	7494	1.25	74367	.85	74L55	.65	74LS08	.35
4017	1.10	7416	.25	7495	.60			74L72	.45	74LS09	.35
4018	1.10	7417	.40	7496	.80	75108A	.35	74L73	.40	74LS10	.35
4019	.60	7420	.15	74100	1.85	75110	.35	74L74	.45	74LS11	.35
4020	.85	7426	.30	74107	.35	75491	.50	74L75	.55	74LS20	.35
4021	1.35	7427	.45	74121	.35	75492	.50	74L93	.55	74LS21	.25
4022	.95	7430	.15	74122	.55			74L123	.55	74LS22	.25
4023	.25	7432	.30	74123	.55	74H00	.25			74LS32	.40
4024	.75	7437	.35	74125	.45	74H01	.25	74S00	.55	74LS37	.35
4025	.35	7438	.35	74126	.35	74H04	.25	74S02	.55	74LS40	.45
4026	1.95	7440	.25	74132	1.35	74H05	.25	74S03	.30	74LS42	1.10
4027	.50	7441	1.15	74141	1.00	74H08	.35	74S04	.35	74LS51	.50
4028	.95	7442	.45	74150	.85	74H10	.35	74S05	.35	74LS74	.65
4030	.35	7443	.85	74151	.75	74H11	.25	74S08	.35	74LS86	.65
4033	1.50	7444	.45	74153	.95	74H15	.30	74S10	.35	74LS90	.95
4034	2.45	7445	.65	74154	1.05	74H20	.30	74S11	.35	74LS93	.95
4035	1.25	7446	.95	74156	.95	74H21	.25	74S20	.35	74LS107	.85
4040	1.35	7447	.95	74157	.65	74H22	.40	74S40	.25	74LS123	1.00
4041	.69	7448	.70	74161	.85	74H30	.25	74S50	.25	74LS151	.95
4042	.95	7450	.25	74163	.95	74H40	.25	74S51	.45	74LS153	1.20
4043	.95	7451	.25	74164	.60	74H50	.25	74S64	.25	74LS157	.85
4044	.95	7453	.20	74165	1.50	74H51	.25	74S74	.40	74LS164	1.90
4046	1.75	7454	.25	74166	1.35	74H52	.15	74S112	.90	74LS367	.85
4049	.70	7460	.40	74175	.80	74H53J	.25	74S114	1.30	74LS368	.85
4050	.50	7470	.45			74H55	.25				
4066	.95	7472	.40								
4069	.40										
4071	.35										
4081	.70										
4082	.45										

9000 SERIES				LINEARS, REGULATORS, etc.					
9301	.85	8266	.35	LM320K5 (7905)	1.65	LM340T24	.95	LM723	.50
9309	.35	MCT2	.95	LM320K12	1.65	LM340K12	2.15	LM725	1.75
9322	.85	8038	3.95	LM320T5	1.65	LM340K15	1.25	LM739	1.50
95H03	.55	LM201	.75	LM320T12	1.65	LM340K18	1.25	LM741 (8-14)	.25
9601	.75	LM301	.25	LM320T15	1.65	LM340K24	.95	LM747	1.10
9602	.50	LM308 (Mini)	.75	LM339	.95	LM373	2.95	LM1307	1.25
		LM309H	.65	7805 (340T5)	.95	LM380	.95	LM1458	.95
		LM309K (340K-5)	.85	LM340T12	1.00	LM709 (8,14 PIN)	.25	LM3900	.50
		LM310	1.15	LM340T15	1.00	LM711	.45	LM75451	.65
		LM311D (Mini)	.75	LM340T18	1.00			NE555	.50
		LM318 (Mini)	.65					NE556	.95
								NE565	.95
								NE566	1.75
								NE567	1.35

MEMORY CLOCKS	
74S188 (8223)	3.00
1702A	6.95
MM5314	3.00
MM5316	3.50
2102-1	1.75
2102L-1	1.95
TR 1602B/ TMS 6011	6.95
8080AD	15.00
8T13	1.50
8T23	1.50
8T24	2.00
2107B-4	4.95

INTEGRATED CIRCUITS UNLIMITED

7889 Clairemont Mesa Boulevard, San Diego, California 92111
(714) 278-4394 (Calif. Res.)

All orders shipped prepaid No minimum
Open accounts invited COD orders accepted

Discounts available at OEM Quantities California Residents add 6% Sales Tax
All IC's Prime/Guaranteed. All orders shipped same day received.

24 Hour Toll Free Phone 1-800-854-2211 MasterCharge / BankAmericard / AE

SPECIAL DISCOUNTS	
Total Order	Deduct
\$35 - \$99	5%
\$100 - \$300	10%
\$301 - \$1000	15%
\$1000 - Up	20%

BREAD BOARD JUMPER WIRE KIT

Each kit contains 350 wires cut to 14 different lengths from 0" to 5' 0". Each wire is stripped and the leads are bent 90° for easy insertion. Wire length is classified by color coding. All wire is solid tinned 22 gauge with PVC insulation. The wires come packed in a convenient plastic box.

JK1 ... \$10.00 / kit

SOCKET JUMPERS

Mates with two rows of .025" sq. or dia. posts on patterns of 100 centers and shielded receptacles. Probe access holes in back. Choice of 6" or 18" length.

Part No.	No. of Contacts	Length	Price
924003-18R	26	18"	\$ 5.38 ea.
924003-06R	26	6"	4.78 ea.
924005-18R	40	18"	8.27 ea.
924005-06R	40	6"	7.33 ea.
924006-18R	50	18"	10.31 ea.
924006-06R	50	6"	9.15 ea.

JUMPER HEADERS

Solder to PC boards for instant plug-in access via socket-connector jumpers. .025" sq. posts. Choice of straight or right angle.

Part No.	No. of Posts	Angle	Price
923863-R	26	straight	\$1.28 ea.
923873-R	26	right angle	1.52 ea.
923865-R	40	straight	1.94 ea.
923875-R	40	right angle	2.30 ea.
923866-R	50	straight	2.36 ea.
923876-R	50	right angle	2.82 ea.

INTRA-CONNECTOR

Provides both straight and right angle functions. Mates with standard 10' x 10' dual row connectors (i.e. 3M, Ainsley, etc.). Permits quick testing of inaccessible lines.

Part No.: 922576-26 No. of contacts: 26 Price \$6.90 ea.

INTRA-SWITCH

Permits instant line-by-line switching for diagnostic or QA testing. Switches actuated with pencil or probe tip. Mates with standard 10' x 10' dual-row connectors. Low profile design. Switch buttons recessed to eliminate accidental switching.

Part No.: IS-26 No. of contacts: 26 Price \$13.80 ea.

CRYSTALS

THESE FREQUENCIES ONLY

Part No.	Frequency	Cas/Style	Price
CY1A	1 000 MHz	HC33/U	\$5.95
CY2A	2 000 MHz	HC33/U	\$5.95
CY2.01	2 010 MHz	HC33/U	\$1.95
CY3A	3 000 MHz	HC18/U	\$4.95
CY7A	5 000 MHz	HC18/U	\$4.95
CY12A	10 000 MHz	HC18/U	\$4.95
CY14A	14 318.18 MHz	HC18/U	\$4.95
CY19A	18 000 MHz	HC18/U	\$3.95
CY22A	20 000 MHz	HC18/U	\$3.95
CY30B	32 000 MHz	HC18/U	\$4.95

CONNECTORS PRINTED CIRCUIT EDGE-CARD

156 Spacing-Tin Double Row-C.

Bifurcated Contacts — Fits .054 to .070 P.C. Cards

15/30	PINS (Solder Eyelet)	\$1.95
18/36	PINS (Solder Eyelet)	\$2.49
22/44	PINS (Solder Eyelet)	\$2.95
50/100	PINS (Wire Wrap)	\$6.95
50/100A	PINS (Wire Wrap)	\$6.95

25 PIN-D SUBMINIATURE (RS232)

DB25P	PLUG	\$3.25
DB25S	SOCKET	\$4.95

HEAT SINKS

680-.75A	Beryllium Copper w-black finish for TO-5	\$.25
205-CB	Aluminum for TO-220 Transistors & Regulators	\$.25
291-.36H	Black Anodized Aluminum for TO-3	\$1.60
680-.75A	Black Anodized Aluminum — predrilled mounting holes for TO-3 — 4 3/4 x 1 1/4 x 2"	\$1.75

Etching Kits

(cannot be shipped via air)

32 X A-1	P.C. Etch Materials Kit enough for 5 circuit boards	\$29.95 ea.
27 X A-1	Etched Circuit Kit	\$ 9.95 ea.

Plugboards

3662	5 x 5 x 1 1/2 Epoxy glass	\$ 6.95 ea.
22/44	Mating connector for plugboard — 22 pin double trouble	\$ 2.95 ea.
8800V	Universal Microcomputer Processor Plugboard — Epoxy Glass — complete with heatsink and mounting hardware	\$19.95 ea.

1/16 VECTOR BOARD

Part No.	Hole Spacing	P-Pattern	Price		
PHENOLIC	64P44 082XXXP	4.50	6.50	1.72	1.54
EPOXY	169P44 082XXXP	4.50	17.00	3.69	3.32
GLASS	64P44 082WE	4.50	8.50	2.07	1.86
	84P44 082WE	4.50	8.50	2.56	2.31
	169P44 082WE	4.50	17.00	5.04	4.53
	169P44 082WE	8.50	17.00	9.23	8.26
	169P44 082WEC1	4.50	17.00	8.00	6.12

INSTRUMENT/CLOCK CASE

Injection molded unit. Complete with red bezel. 4 1/2" x 4" x 1-9/16"

\$3.95 ea.

MICROPROCESSOR COMPONENTS

8080A CPU	\$16.00	CDP1802 CPU	\$19.95
8212 8 Bit Input/Output	4.95	MC6800 8 Bit MPU	24.95
8214 Priority Interrupt Controller	15.95	MC6820 Periph. Interface Adapter	15.00
8216 Bi-Directional Bus Driver	6.95	MC6810A1 128 x 8 Static RAM	6.00
8224 Clock Generator/Driver	9.95	MC6830L8 1024 x 8 Bit ROM	15.00
8228 System Controller Bus Driver	10.95	Z80 CPU	29.95

CPUS		RAM S	
8080A Super 8008	16.00	1101 256 x 1	\$ 1.49
2650 8 Bit MPU	29.50	2101 256 x 4	5.95
P8085 CPU	28.50	2102 1024 x 1	17.95
		2107/5280 4096 x 1	4.95
		2111 256 x 2	6.95
		7489 16 x 1	2.49
		8101 256 x 4	5.95
		8111 256 x 8	6.95
		8599 16 x 1	2.49
		21102/10102 102 x 1	2.25
		12001 256 x 1	5.95
		93421 256 x 1	2.95
		MM5282 2K x 1	2 for 1.00
		UPD414(2)4K	Dynamic 16 Pin PROMS
		17024 2048	Famos
		3203 2048	Famos
		82523 32 x 8	Hi-Cale
		82573 32 x 8	Hi-Cale
		74257 1024	Static
		3601 256 x 4	Eram
		2708 8K	Eprom
		63011 1024	Tri-Static
		53301 256	Open Collector Bipolar

SPECIAL REQUESTED ITEMS

ICM3817	\$5.00	11580	19.95	7205	19.95	9568	3.95
AY-3-8500-1	8.95	4N33	3.95	ICM7045	24.95	LD1101111	25.00
AY-5-9100	17.50	8120	7.50	ICM7207	7.50	95190	11.95
AY-5-9200	14.95	8197	2.00	ICM7208	22.00	MC3061P	3.50
AY-5-9500	4.95	HD0185	7.95	ICM7209	7.50	MC4016 (74-116)	7.50
AY-5-2376	14.95	MCM5571	13.50	MC50240	17.50	MC1408L7	8.95
9374	1.95	MCM5574	13.50	DS3002CH	3.75	MC1408L8	9.95
82S115	25.00	MCM5575	13.50	TL308	10.50		

PARATRONICS

Featured on February's Front Cover of Popular Electronics

Logic Analyzer Kit Model 100A \$229.00/kit

Model 100A assembled \$295.00

- Analyzes any type of digital system
- Checks data rates in excess of 8 million words per second
- Trouble shoot TTL, CMOS, DTL, RTL, Schottky and MOS families
- Displays 16 logic states up to 8 digits wide
- See ones and zeros displayed on your CRT, octal or hexadecimal format
- Tests circuits under actual operating conditions
- Easy to assemble — comes with step-by-step construction manual which includes 80 pages on logic analyzer operation.

(Model 100A Manual - \$4.95)

PARATRONICS TRIGGER EXPANDER - Model 10

Adds 16 additional bits. Provides digital delay and qualification of input clock and 24-bit trigger word. — Connects direct to Model 100A for integrated unit.

Model 10 Kit	\$229.00
Model 10 Assembled	\$295.00
Baseplate	\$9.95
Model 10 Manual	\$4.95

BK PRECISION 3 1/2-Digit Portable DMM

- Overload Protected
- 3" high LED Display
- Battery or AC operation
- Auto Zeroing
- 1mv. 1V to 0.1 ohm resolution
- Overrange reading
- 10 meg input impedance
- DC Accuracy 1% typical

Ranges: DC Voltage -0-1000V
AC Voltage 0-1000V
Freq. Response 50-400 HZ
DC/AC Current: 0-100mA
Resistance: 0-10 meg ohm

Size: 6 1/4" x 4 1/2" x 2"

Model 2800 \$99.95

Accessories:
AC Adapter BC-28 \$9.00
Rechargeable Batteries BP-26 20.00
Carrying Case LC-28 7.50

CONTINENTAL SPECIALTIES

Other CS Proto Boards

PB100 - 4.5" x 6"	\$ 19.95
PB101 - 5.8" x 4.5"	29.95
PB102 - 7" x 4.5"	39.95
PB103 - 9" x 6"	59.95
PB104 - 9.5" x 8"	79.95
PB203 - 9.75 x 6 1/2 x 2 3/4	80.00
PB203A - 9.75 x 6 1/2 x 2 3/4	129.95

(includes power supply)

LOGIC MONITOR for DTL, HTL, TTL or CMOS Devices \$84.95

QT PROTO STRIPS

Part No.	Holes	Price
OT-59S	OT-59S	12.50
OT-59B	OT-59B	2.50
OT-47S	OT-47S	10.00
OT-47B	OT-47B	2.25
OT-35S	OT-35S	8.50
OT-35B	OT-35B	2.00
OT-47S	OT-47S	4.75
OT-47B	OT-47B	3.75
OT-8S	OT-8S	3.25
OT-7S	OT-7S	3.00

Experimenter 300 \$ 9.95
Experimenter 600 \$10.95

James Electronics

1021-A HOWARD AVE., SAN CARLOS, CA. 94070
PHONE ORDERS WELCOME — (415) 592-8097
Advertised Prices Good Thru February

The Incredible "Pennywhistle 103"

\$129.95 Kit Only

The Pennywhistle 103 is capable of recording data to and from audio tape without critical speed requirements for the recorder and it is able to communicate directly with another modem and terminal for telephone "hamming" and communications for the deaf. In addition, it is free of critical adjustments and is built with non-precision, readily available parts.

Data Transmission Method ... Frequency-Shift Keying, full-duplex (half-duplex selectable)

Maximum Data Rate ... 300 Baud

Data Format ... Asynchronous Serial (return to mark level required between each character)

Receive Channel Frequencies ... 2025 Hz for space, 2225 Hz for mark

Transmit Channel Frequencies ... Switch selectable Low (normal) 1070 space, 1270 mark High - 025 space, 225 mark

Receive Sensitivity ... 48 dbm acoustically coupled

Transmit Level ... 15 dbm nominal Adjustable from -8 dbm to 20 dbm

Receive Frequency Tolerance ... Frequency reference automatically adjusts to allow for operation between 1800 Hz and 2400 Hz. EIA RS-232C or 20 mA current loop (receiver is optoisolated and non-polar)

Power Requirements ... 120 VAC, single phase, 10 Watts

Physical ... All components mount on a single 5" by 9" printed circuit board. All components included.

Requires a VOM, Audio Oscillator, Frequency Counter and/or Oscilloscope to align.

NEW! BULB-ENERGY SAVER

BULB-ENERGY SAVERS used for years by major industrial users — now available for home or office use. Bulb Savers can cut electrical bills by as much as 3%.

BULB-SAVERS lengthens light life by:

1. Acting as an electrical "shock absorber", turns the bulb on slowly, eliminating the "thermal shock". Bulb life increases 300 percent.
2. Banishes Current "Surges". Cushions line voltage surges when other loads cut power line.
3. Reduces Energy Consumption

Kit — \$39.95
Assembled — \$49.95
Heavy Duty Carry Case \$5.95

Stop Watch Chip Only (7205) \$19.95

DIGITAL STOPWATCH

- Bright 6 Digit LED Display
- Times to 59 minutes, 59 99 seconds
- Crystal Controlled Time Base
- Three Stopwatches in One
- Times Single Event — Split & Taylor
- Size: 4.5" x 2.15" x 90" (4 1/2 ounces)
- Uses 3 Pennie Cells

Kit — \$39.95
Assembled — \$49.95
Heavy Duty Carry Case \$5.95

Stop Watch Chip Only (7205) \$19.95

IMC 3 1/2 DIGIT DPM KIT

Model KB500 DPM Kit \$49.00
Model 311D-5C-5V Power Kit \$17.50

- New Bipolar Unit
- Auto Zeroing
- 5" LED
- Auto Polarity
- Low Power
- Single IC Unit

JE700 CLOCK

The JE700 is a low cost digital clock unit. The unit features a simulated wainut case with dimensions of 6" x 2 1/2" x 1 1/2". It utilizes a MAX72 high brightness readout and the MMS114 clock chip.

115 VAC **KIT ONLY \$16.95**

HEXADECIMAL ENCODER 19-KEY PAD

- 10 - ABCDEF
- 1 - Shift Key
- 2 - Optional Keys

\$10.95 each

63 KEY KEYBOARD \$29.95

This keyboard features 63 unique, 2000 cycle keys (unattached to any kind of P.C.B. A very solid molded plastic 13 x 4 base suits most applications.

Model 185 Encoder Chip (encodes 16 Keys) \$7.95 ea.
Model 2376 Encoder Chip (encodes 68 Keys) \$14.95 ea.

JE803 PROBE \$9.95 Per Kit

The Logic Probe is a unit which is for the most part indispensable in trouble shooting logic families TTL, DTL, RTL, CMOS. It derives the power it needs to operate directly off of the circuit under test, drawing a scant 10 mA max. It uses a MAX2 readout to indicate any of the following states by these symbols: (H) 1 (LOW) 0 (PULSE) P. The Probe can detect high frequency pulses to 45 MHz. It can be used at MOS levels or circuit damage will result.

printed circuit board

TTL 5V 1A Supply
This is a standard TTL power supply using the well known LM309K regulator. IC10 provides a solid 1 AMP of current at 5 volts. We try to make things easy for you by providing everything you need in one package, including the hardware for only

\$9.95 Per Kit

7400N TTL

SN7400N	16	SN7427N	39	SN74160N	125
SN7401N	16	SN7428N	39	SN74161N	99
SN7402N	20	SN7429N	35	SN74162N	99
SN7403N	20	SN7430N	35	SN74163N	99
SN7404N	20	SN7431N	35	SN74164N	99
SN7405N	20	SN7432N	35	SN74165N	99
SN7406N	35	SN7433N	35	SN74166N	125
SN7407N	35	SN7434N	35	SN74167N	125
SN7408N	20	SN7435N	35	SN74170N	210
SN7409N	25	SN7436N	35	SN74171N	210
SN7410N	20	SN7437N	35	SN74172N	60
SN7411N	30	SN7438N	35	SN74174N	125
SN7412N	35	SN7439N	35	SN74175N	99
SN7413N	69	SN7440N	45	SN74176N	99
SN7414N	70	SN7441N	75	SN74177N	79
SN7415N	35	SN7442N	49	SN74178N	249
SN7417N	35	SN7443N	49	SN74180N	99
SN7418N	20	SN7444N	79	SN74181N	249
SN7419N	39	SN7445N	79	SN74182N	99
SN7420N	49	SN7446N	79	SN74183N	99
SN7421N	39	SN7447N	300	SN74185N	99
SN7422N	37	SN7448N	300	SN74186N	15.00
SN7423N	37	SN7449N	1.25	SN74187N	60.00
SN7424N	29	SN7450N	1.25	SN74188N	99
SN7425N	29	SN7451N	1.25	SN74190N	1.25
SN7426N	37	SN7452N	1.25	SN74191N	1.25
SN7427N	37	SN7453N	1.25	SN74192N	89
SN7428N	37	SN7454N	1.25	SN74193N	89
SN7429N	37	SN7455N	1.25	SN74194N	89
SN7430N	25	SN7456N	1.25	SN74195N	75
SN7431N	25	SN7457N	1.25	SN74196N	100
SN7432N	25	SN7458N	1.25	SN74197N	100
SN7433N	35	SN7459N	1.25	SN74198N	1.75
SN7434N	35	SN7460N	1.25	SN74199N	1.75
SN7435N	35	SN7461N	1.25	SN74200N	1.75
SN7436N	35	SN7462N	1.25	SN74201N	1.75
SN7437N	35	SN7463N	1.25	SN74202N	1.75
SN7438N	35	SN7464N	1.25	SN74203N	1.75
SN7439N	35	SN7465N	1.25	SN74204N	1.75
SN7440N	21	SN7466N	1.25	SN74205N	1.75
SN7441N	89	SN7467N	1.25	SN74206N	1.75
SN7442N	69	SN7468N	1.25	SN74207N	1.75
SN7443N	75	SN7469N	1.25	SN74208N	1.75
SN7444N	75	SN7470N	1.25	SN74209N	1.75
SN7445N	75	SN7471N	1.25	SN74210N	1.75
SN7446N	89	SN7472N	1.25	SN74211N	1.75
SN7447N	69	SN7473N	1.25	SN74212N	1.75
SN7448N	69	SN7474N	1.25	SN74213N	1.75
SN7449N	69	SN7475N	1.25	SN74214N	1.75
SN7450N	25	SN7476N	1.25	SN74215N	1.75
SN7451N	25	SN7477N	1.25	SN74216N	1.75
SN7452N	25	SN7478N	1.25	SN74217N	1.75
SN7453N	25	SN7479N	1.25	SN74218N	1.75
SN7454N	25	SN7480N	1.25	SN74219N	1.75
SN7455N	25	SN7481N	1.25	SN74220N	1.75
SN7456N	25	SN7482N	1.25	SN74221N	1.75
SN7457N	25	SN7483N	1.25	SN74222N	1.75
SN7458N	25	SN7484N	1.25	SN74223N	1.75
SN7459N	25	SN7485N	1.25	SN74224N	1.75
SN7460N	45	SN7486N	1.25	SN74225N	1.75

BUGBOOK®

Continuing Education Series

THE 555 TIMER APPLICATIONS SOURCEBOOK WITH EXPERIMENTS \$6.95

This book shows you what the 555 timer is and how to use it. Includes over 100 various design techniques, experiments and projects to create "ready-to-go" projects. Includes timer, power supply, measurement and control circuits, music timers, circuits for the home and automotive, photography, music and amateur radio.

INSTRUCTOR'S MANUAL \$3.00

Necessary for instruction of Bugbook I & II. Answers questions regarding experiments, suggestions for further reading, priority of authors approval to digital electronics. Must be self-teaching individuals.

OP AMP MANUAL \$9.00

An experiment guide to application of operational amplifiers. Over 25 experiments on all phases of Op Amps.

DEBUG \$5.00

8080 interactive debugger. A program for entering, debugging and storing assembly language programs.

COMPLETE MANUAL FOR DIGITAL CLOCKS by John Weiss and John Brooks

Familiarize technical or hobbyist with basic theories behind digital clocks. Includes trouble shooting guides, basic characteristics of clocks, soldering techniques, clock component data sheets and construction tips. \$3.95

DISCRETE LEDS

TYPE	POLARITY	HT	PRICE	TYPE	POLARITY	HT	PRICE
MAN 5630	Common Anode-orange	560	1.25	MAN 5650	Common Cathode-orange-D	560	1.25
MAN 5660	Common Cathode-orange	560	1.25	MAN 5670	Common Cathode-orange-D	560	1.25
MAN 5680	Common Cathode-orange	560	1.25	MAN 5690	Common Cathode-orange-D	560	1.25
MAN 5710	Common Cathode-D	560	1.25	MAN 5720	Common Cathode-D	560	1.25
MAN 5730	Common Cathode-D	560	1.25	MAN 5740	Common Cathode-D	560	1.25
MAN 5750	Common Cathode-D	560	1.25	MAN 5760	Common Cathode-D	560	1.25
MAN 5770	Common Cathode-D	560	1.25	MAN 5780	Common Cathode-D	560	1.25
MAN 5790	Common Cathode-D	560	1.25	DL701	Common Cathode-red	300	1.00
DL702	Common Cathode-red	300	1.00	DL703	Common Cathode-red	300	1.00
DL704	Common Cathode-red	300	1.00	DL705	Common Cathode-red	300	1.00
DL706	Common Cathode-red	300	1.00	DL707	Common Cathode-red	300	1.00
DL708	Common Cathode-red	300	1.00	DL709	Common Cathode-red	300	1.00
DL710	Common Cathode-red	300	1.00	DL711	Common Cathode-red	300	1.00
DL712	Common Cathode-red	300	1.00	DL713	Common Cathode-red	300	1.00
DL714	Common Cathode-red	300	1.00	DL715	Common Cathode-red	300	1.00
DL716	Common Cathode-red	300	1.00	DL717	Common Cathode-red	300	1.00
DL718	Common Cathode-red	300	1.00	DL719	Common Cathode-red	300	1.00
DL720	Common Cathode-red	300	1.00	DL721	Common Cathode-red	300	1.00
DL722	Common Cathode-red	300	1.00	DL723	Common Cathode-red	300	1.00
DL724	Common Cathode-red	300	1.00	DL725	Common Cathode-red	300	1.00
DL726	Common Cathode-red	300	1.00	DL727	Common Cathode-red	300	1.00
DL728	Common Cathode-red	300	1.00	DL729	Common Cathode-red	300	1.00
DL730	Common Cathode-red	300	1.00	DL731	Common Cathode-red	300	1.00
DL732	Common Cathode-red	300	1.00	DL733	Common Cathode-red	300	1.00
DL734	Common Cathode-red	300	1.00	DL735	Common Cathode-red	300	1.00
DL736	Common Cathode-red	300	1.00	DL737	Common Cathode-red	300	1.00
DL738	Common Cathode-red	300	1.00	DL739	Common Cathode-red	300	1.00
DL740	Common Cathode-red	300	1.00	DL741	Common Cathode-red	300	1.00
DL742	Common Cathode-red	300	1.00	DL743	Common Cathode-red	300	1.00
DL744	Common Cathode-red	300	1.00	DL745	Common Cathode-red	300	1.00
DL746	Common Cathode-red	300	1.00	DL747	Common Cathode-red	300	1.00
DL748	Common Cathode-red	300	1.00	DL749	Common Cathode-red	300	1.00
DL750	Common Cathode-red	300	1.00	DL751	Common Cathode-red	300	1.00
DL752	Common Cathode-red	300	1.00	DL753	Common Cathode-red	300	1.00
DL754	Common Cathode-red	300	1.00	DL755	Common Cathode-red	300	1.00
DL756	Common Cathode-red	300	1.00	DL757	Common Cathode-red	300	1.00
DL758	Common Cathode-red	300	1.00	DL759	Common Cathode-red	300	1.00
DL760	Common Cathode-red	300	1.00	DL761	Common Cathode-red	300	1.00
DL762	Common Cathode-red	300	1.00	DL763	Common Cathode-red	300	1.00
DL764	Common Cathode-red	300	1.00	DL765	Common Cathode-red	300	1.00
DL766	Common Cathode-red	300	1.00	DL767	Common Cathode-red	300	1.00
DL768	Common Cathode-red	300	1.00	DL769	Common Cathode-red	300	1.00
DL770	Common Cathode-red	300	1.00	DL771	Common Cathode-red	300	1.00
DL772	Common Cathode-red	300	1.00	DL773	Common Cathode-red	300	1.00
DL774	Common Cathode-red	300	1.00	DL775	Common Cathode-red	300	1.00
DL776	Common Cathode-red	300	1.00	DL777	Common Cathode-red	300	1.00
DL778	Common Cathode-red	300	1.00	DL779	Common Cathode-red	300	1.00
DL780	Common Cathode-red	300	1.00	DL781	Common Cathode-red	300	1.00
DL782	Common Cathode-red	300	1.00	DL783	Common Cathode-red	300	1.00
DL784	Common Cathode-red	300	1.00	DL785	Common Cathode-red	300	1.00
DL786	Common Cathode-red	300	1.00	DL787	Common Cathode-red	300	1.00
DL788	Common Cathode-red	300	1.00	DL789	Common Cathode-red	300	1.00
DL790	Common Cathode-red	300	1.00	DL791	Common Cathode-red	300	1.00
DL792	Common Cathode-red	300	1.00	DL793	Common Cathode-red	300	1.00
DL794	Common Cathode-red	300	1.00	DL795	Common Cathode-red	300	1.00
DL796	Common Cathode-red	300	1.00	DL797	Common Cathode-red	300	1.00
DL798	Common Cathode-red	300	1.00	DL799	Common Cathode-red	300	1.00
DL800	Common Cathode-red	300	1.00	DL801	Common Cathode-red	300	1.00
DL802	Common Cathode-red	300	1.00	DL803	Common Cathode-red	300	1.00
DL804	Common Cathode-red	300	1.00	DL805	Common Cathode-red	300	1.00
DL806	Common Cathode-red	300	1.00	DL807	Common Cathode-red	300	1.00
DL808	Common Cathode-red	300	1.00	DL809	Common Cathode-red	300	1.00
DL810	Common Cathode-red	300	1.00	DL811	Common Cathode-red	300	1.00
DL812	Common Cathode-red	300	1.00	DL813	Common Cathode-red	300	1.00
DL814	Common Cathode-red	300	1.00	DL815	Common Cathode-red	300	1.00
DL816	Common Cathode-red	300	1.00	DL817	Common Cathode-red	300	1.00
DL818	Common Cathode-red	300	1.00	DL819	Common Cathode-red	300	1.00
DL820	Common Cathode-red	300	1.00	DL821	Common Cathode-red	300	1.00
DL822	Common Cathode-red	300	1.00	DL823	Common Cathode-red	300	1.00
DL824	Common Cathode-red	300	1.00	DL825	Common Cathode-red	300	1.00
DL826	Common Cathode-red	300	1.00	DL827	Common Cathode-red	300	1.00
DL828	Common Cathode-red	300	1.00	DL829	Common Cathode-red	300	1.00
DL830	Common Cathode-red	300	1.00	DL831	Common Cathode-red	300	1.00
DL832	Common Cathode-red	300	1.00	DL833	Common Cathode-red	300	1.00
DL834	Common Cathode-red	300	1.00	DL835	Common Cathode-red	300	1.00
DL836	Common Cathode-red	300	1.00	DL837	Common Cathode-red	300	1.00
DL838	Common Cathode-red	300	1.00	DL839	Common Cathode-red	300	1.00
DL840	Common Cathode-red	300	1.00	DL841	Common Cathode-red	300	1.00
DL842	Common Cathode-red	300	1.00	DL843	Common Cathode-red	300	1.00
DL844	Common Cathode-red	300	1.00	DL845	Common Cathode-red	300	1.00
DL846	Common Cathode-red	300	1.00	DL847	Common Cathode-red	300	1.00
DL848	Common Cathode-red	300	1.00	DL849	Common Cathode-red	300	1.00
DL850	Common Cathode-red	300	1.00	DL851	Common Cathode-red	300	1.00
DL852	Common Cathode-red	300	1.00	DL853	Common Cathode-red	300	1.00
DL854	Common Cathode-red	300	1.00	DL855	Common Cathode-red	300	1.00
DL856	Common Cathode-red	300	1.00	DL857	Common Cathode-red	300	1.00
DL858	Common Cathode-red	300	1.00	DL859	Common Cathode-red	300	1.00
DL860	Common Cathode-red	300	1.00	DL861	Common Cathode-red	300	1.00
DL862	Common Cathode-red	300	1.00	DL863	Common Cathode-red	300	1.00
DL864	Common Cathode-red	300	1.00	DL865	Common Cathode-red	300	1.00
DL866	Common Cathode-red	300	1.00	DL867	Common Cathode-red	300	1.00
DL868	Common Cathode-red	300	1.00	DL869	Common Cathode-red	300	1.00
DL870	Common Cathode-red	300	1.00	DL871	Common Cathode-red	300	1.00
DL872	Common Cathode-red	300	1.00	DL873	Common Cathode-red	300	1.00
DL874	Common Cathode-red	300	1.00	DL875	Common Cathode-red	300	1.00
DL876	Common Cathode-red	300	1.00	DL877	Common Cathode-red	300	1.00
DL878	Common Cathode-red	300	1.00	DL879	Common Cathode-red	300	1.00
DL880	Common Cathode-red	300	1.00	DL881	Common Cathode-red	300	1.00
DL882	Common Cathode-red	300	1.00	DL883	Common Cathode-red	300	1.00
DL884	Common Cathode-red	300	1.00	DL885	Common Cathode-red	300	1.00
DL886	Common Cathode-red	300	1.00	DL887	Common Cathode-red	300	1.00
DL888	Common Cathode-red	300	1.00	DL889	Common Cathode-red	300	1.00
DL890	Common Cathode-red	300	1.00	DL891	Common Cathode-red	300	1.00
DL892	Common Cathode-red	300	1.00	DL893	Common Cathode-red	300	1.00
DL894	Common Cathode-red	300	1.00	DL895	Common Cathode-red	300	1.00
DL896	Common Cathode-red	300	1.00	DL897	Common Cathode-red	300	1.00
DL898	Common Cathode-red	300	1.00	DL899	Common Cathode-red	300	1.00
DL900	Common Cathode-red	300					

ELECTRONIC components, communication and test equipment. Stamp for catalog. **E. FRENCH**, Box 249, Aurora, IL 60507

MAKE professional-quality PC boards with silk-screen techniques. Complete step by step information, \$4.95 Postpaid. **TERRATRONIC RESEARCH**, Box 513D, Quincy, IL 62301

BREATHE BETTER AIR WITH AMAZING NEGATIVE ION GENERATOR PLANS—KITS—ASSEMBLED UNITS

Scientists have long known that negative ions can be beneficial to man's health. These tiny but potent, atmospheric particles abound in nature. Now, through the magic of science, you can duplicate this delightful phenomenon in the privacy and convenience of your own home or office.

Output: 9×10^9 ions/sec
Size: 19" x 14" x 8"
Weight: 18 pounds

DEALERS WANTED

GOLDEN ENTERPRISES
P.O. Box 1282-RE
Glendale, Arizona 85311

(Please send \$1.00 for fascinating details)

TUBES, receiving and Industrial, semiconductors, factory boxed, low prices, free price list. **TRANSLETERONIC INC.**, 1365 — 39th Street, Brooklyn, NY 11218 212-633-2800

SECRET NEW INVENTION
PROTECTION FOR VEHICLES & HOMES

Are you afraid of being RAPED, ROBBED OR ASSAULTED? The BACK UP ALARM SYSTEM will let you know before you enter your house if it is SAFE or NOT SAFE. If CAR is stolen, CAR can be LOCATED. LEARN HOW a BIG FAULT can be corrected in most existing silent alarm systems to-day. Send \$15.00 Check or Money Order, 6% Tax Calif. PRINT name and address & we will send you a CONFIDENTIAL BACK UP ALARM REPORT. Plans included on how to make your own FOOL-PROOF Alarm System for your own personal, individual needs and protection.
FOWLER ALARMS, P.O. Box 64466, Los Angeles, Calif., 90064
© Fowler Alarms 1977



MICRO MINI MIKE™
WIRELESS MICROPHONE

World's smallest, solid state, self-contained. Picks up and transmits most sounds without wires up to 300 ft. through FM Radio. Use as mike, amp, alarm & alert sys., hot line, baby sitter, etc. Money back guar. B/A, M/C cds, COD ok. \$18.95 plus \$1.00 post. & hdg. Calif. res. add tax. Mail orders only. Qty. Disc. Avail. **AMC SALES, INC.**
2 1/2" x 3 1/2" x 1/2" Dept. 19, Box 928 Downey, Calif. 90241

MANUALS for Govt. surplus radios, test sets, scopes, List 50¢ (coin) . . . **BOOKS**, 7218 Roanne Drive, Washington, D.C. 20021

AMAZING ELECTRONIC PROJECTS and PRODUCTS:

Lasers Super Powered, Burning, Cutting, Rifle, Pistol, Pocket. See in Dark—Shotgun Directional Mike—Unscramblers—Giant Tesla—Stunwand—TV Disrupter—Energy Producing, Surveillance, Detection, Electrifying, Ultrasonic, CB, Auto and Mech. Devices, Hundreds More—All New Plus **INFO UNLTD PARTS SERVICE**. Catalog \$1. Information Unlimited, Box 626, Lord Jeffery Court, Amherst, N.H. 03031.

BUILDING? Try our top quality electronic parts in your circuits. No CB'S, TV'S, or Ham sets—just parts. **BRAND X**, Rt. 3, Box 223, Ontario, OR 97914

PICTURE TUBE MACHINE

We buy and sell NEW and USED CRT rebuilding machinery. **COMPLETE TRAINING**. Buy with **CONFIDENCE** from the ORIGINAL MFRG.

For complete details send name, address, zip to:

LAKESIDE INDUSTRIES
3520 W. Fullerton Ave.
Chicago, Ill. 60647
Phone: 312-342-3399



INTO TV ANTENNA SYSTEMS? YOU'LL BE INTO TASCOS!


Below wholesale prices on a full line of antenna installation surplus shipped from stock. Unbelievable prices on connectors, wall plates, splitters, transformers, amplifiers, etc. Write for free catalogue. Order now & compare. **TASCO**. PO Box 30143 Houston Tex 77009

SEEKING Japanese Transistors for CB and stereo repair? Request complete list. Compare 1 to 9 prices: 2SC710 .59, 2SC517 3.95, 2SC799 3.60, 2SC1306 4.40, 2SC1678 2.25, TA7205P 3.90, BA521 3.70, BA511 3.40. **FUJI-SVEA ENTERPRISE**, Dept. RE, P. O. Box 40325, Cincinnati, OH 45240

FORDHAM BEST BUYS

BK PRECISION

TV Test Equipment



Television Analyst Model 1077B

- Cuts troubleshooting time in half
- Provides signal substitution for the entire range of signals present in any TV set, black-and-white or color
- Horizontal and vertical drive for solid state and tube type circuits
- Audio output
- Built-in scanner for test-pattern slides (supplied) or any 3 x 4" positive transparency
- High-voltage indication
- 8 VHF channels . . . all UHF channels 14-83



Model 415

Solid State Sweep/Marker Generator

- Four instruments in one: sweep generator; marker generator; marker adder; bias supply
- Complete accessory pack
- All intercabling changes and generator selections accomplished internally with master function switch and front panel controls
- Concentrates all TV alignment tools (except oscilloscope and VTVM) into one, easy-to-use instrument.

CRT Restorer/Analyzers

- Test and restore CRT's faster with fewer callbacks
- Exclusive multiplex technique tests all three guns of color CRT simultaneously under actual operating conditions—even CRT's with common G1 and G2
- Uses the most powerful restoration method known with minimal danger to CRT—guarantee with confidence!
- All CRT's checked identically—including all "in-line" and "one-gun" types

Model 467



Model E 200D

Solid-State RF Signal Generators

- 100 kHz to 216 MHz in 5 bands
- Six individually shielded step attenuators plus variable fine output level control with calibrated meter provide widest range of outputs with known signal levels
- Double shielding eliminates spurious radiation even at outputs of 1 μ V
- Internal crystal calibrator has accuracy of better than 0.1%



Model 1248

Digital IC Color Generator/Analyst

- Generates 9 patterns and logic functions
- Locate dead IF stages
- Check operation of mixer, RF and local oscillators
- Check stages sequentially
- Locate color shifts and internal ghosts from RF, mixer, IF or video stages. Plus all standard color generator uses
- Switchable horizontal and vertical sync output
- Sync level independent of video level control
- Crystal controlled RF and IF outputs

FOR PRICING AND TO PLACE YOUR ORDER CALL TOLL FREE (800) 645-9518

(Outside N.Y. State)

For N.Y. State call (516) 752-0050

Master Charge, BankAmericard & C.O.D.'s accepted

FORDHAM RADIO SUPPLY CO., INC.
855R Conklin St
Farmingdale, N.Y. 11735

YOUR ONE STOP DISCOUNT CENTER



FREE

148 page catalog of over 3000 items test equipment, CB, tools, tubes, components and a full line of electronic supplies

CATCH-A-PULSE II®
LOGIC PROBE

10 Nsec SPEED AT 3.5 to 15V LEVELS
ONLY \$39.95



Compatible with RTL, DTL, TTL, CMOS, MOS, and Microprocessors using a 3.5 to 15V power supply. Thresholds automatically programmed. Automatic resetting memory. No adjustment required. Visual indication of logic levels, using LEDs to show high, low, bad level or open circuit logic and pulses. Highly sophisticated, shirt-pocket portable (protective tip cap and removable coil cord). Eliminates need for heavy test equipment. A definite savings in time and money for engineer and technician.

- 10 Nsec pulse response
- Open circuit detection
- Multi-family
- Replaceable tip & cord
- High input impedance
- Pulse stretching

Send \$39.95 (Calif. residents add 6% sales tax) to:

AV ELECTRONICS
Pat. Pend. Dealer inquiries welcome
Box 19299, San Diego, CA 92119
(714) 447-1770

CIRCLE 77 ON FREE INFORMATION CARD



I.C.'S • RESISTORS • TRANSISTORS • CAPACITORS • DIODES • I.C. SOCKETS & PINS • SWITCHES
 CLOCK MODULES • OPTOELECTRONICS • BREADBOARDING & TESTING DEVICES • DRAFTING SUPPLIES
 DATA BOOKS • HEAT SINKS • WIRE • TOOLS • AND MORE... WRITE FOR FREE CATALOG.....

DISCOUNTS WHEN COMPARING PRICES

INTEGRATED CIRCUITS

7400	21	74198	1.49	74LS263	2.00	LF357N	1.70
7401	21	74201	1.49	74LS264	2.00	LF337A	1.40
7402	21	74202	1.49	74LS273	1.28	LM301AN	4.40
7403	21	74203	1.09	74LS279	1.09	LM307N	1.40
7404	21	74204	1.09	74LS283	.75	LM308N	1.40
7405	21	74205	1.09	74LS290	.65	LM309K	1.90
7406	25	74366	.67	74LS293	.65	LM311N	1.40
7407	25	74367	.67	74LS295	1.12	LM317P	3.00
7408	25	74368	.67	74LS298	.67	LM317M	3.00
7409	21	74500	28	74LS305	.67	LM318B	2.70
7410	21	74501	28	74LS307	1.50	LM320MP-5	1.30
7411	21	74502	28	74LS315	1.50	LM320MP-1	1.30
7412	21	74503	28	74LS316	1.50	LM320MP-2	1.30
7413	25	74504	28	74LS317	1.50	LM320MP-3	1.30
7414	89	74505	29	74LS318	1.50	LM320MP-4	1.30
7415	25	74506	29	74LS319	1.50	LM320MP-5	1.30
7416	25	74507	29	74LS320	1.50	LM320MP-6	1.30
7417	25	74508	29	74LS321	1.50	LM320MP-7	1.30
7418	25	74509	29	74LS322	1.50	LM320MP-8	1.30
7419	25	74510	28	74LS323	1.50	LM320MP-9	1.30
7420	25	74511	28	74LS324	1.50	LM320MP-10	1.30
7421	25	74512	28	74LS325	1.50	LM320MP-11	1.30
7422	25	74513	28	74LS326	1.50	LM320MP-12	1.30
7423	25	74514	28	74LS327	1.50	LM320MP-13	1.30
7424	25	74515	28	74LS328	1.50	LM320MP-14	1.30
7425	25	74516	28	74LS329	1.50	LM320MP-15	1.30
7426	25	74517	28	74LS330	1.50	LM320MP-16	1.30
7427	33	74LS14	1.02	74LS331	1.50	LM320MP-17	1.30
7428	28	74LS15	.78	74LS332	1.50	LM320MP-18	1.30
7429	28	74LS16	.78	74LS333	1.50	LM320MP-19	1.30
7430	21	74LS20	28	74LS334	1.50	LM320MP-20	1.30
7431	25	74LS21	28	74LS335	1.50	LM320MP-21	1.30
7432	25	74LS22	28	74LS336	1.50	LM320MP-22	1.30
7433	30	74LS23	33	74LS337	1.50	LM320MP-23	1.30
7434	25	74LS24	33	74LS338	1.50	LM320MP-24	1.30
7435	25	74LS25	33	74LS339	1.50	LM320MP-25	1.30
7436	25	74LS26	33	74LS340	1.50	LM320MP-26	1.30
7437	25	74LS27	33	74LS341	1.50	LM320MP-27	1.30
7438	25	74LS28	33	74LS342	1.50	LM320MP-28	1.30
7439	50	74LS29	33	74LS343	1.50	LM320MP-29	1.30
7440	21	74LS30	28	74LS344	1.50	LM320MP-30	1.30
7441	50	74LS31	33	74LS345	1.50	LM320MP-31	1.30
7442	50	74LS32	33	74LS346	1.50	LM320MP-32	1.30
7443	50	74LS33	33	74LS347	1.50	LM320MP-33	1.30
7444	50	74LS34	33	74LS348	1.50	LM320MP-34	1.30
7445	50	74LS35	33	74LS349	1.50	LM320MP-35	1.30
7446	70	74LS36	33	74LS350	1.50	LM320MP-36	1.30
7447	70	74LS37	33	74LS351	1.50	LM320MP-37	1.30
7448	70	74LS38	33	74LS352	1.50	LM320MP-38	1.30
7449	70	74LS39	33	74LS353	1.50	LM320MP-39	1.30
7450	21	74LS42	28	74LS354	1.50	LM320MP-40	1.30
7451	21	74LS43	28	74LS355	1.50	LM320MP-41	1.30
7452	21	74LS44	28	74LS356	1.50	LM320MP-42	1.30
7453	21	74LS45	28	74LS357	1.50	LM320MP-43	1.30
7454	21	74LS46	28	74LS358	1.50	LM320MP-44	1.30
7455	21	74LS47	28	74LS359	1.50	LM320MP-45	1.30
7456	21	74LS48	28	74LS360	1.50	LM320MP-46	1.30
7457	21	74LS49	28	74LS361	1.50	LM320MP-47	1.30
7458	21	74LS50	28	74LS362	1.50	LM320MP-48	1.30
7459	21	74LS51	28	74LS363	1.50	LM320MP-49	1.30
7460	21	74LS52	28	74LS364	1.50	LM320MP-50	1.30
7461	21	74LS53	28	74LS365	1.50	LM320MP-51	1.30
7462	21	74LS54	28	74LS366	1.50	LM320MP-52	1.30
7463	21	74LS55	28	74LS367	1.50	LM320MP-53	1.30
7464	21	74LS56	28	74LS368	1.50	LM320MP-54	1.30
7465	21	74LS57	28	74LS369	1.50	LM320MP-55	1.30
7466	21	74LS58	28	74LS370	1.50	LM320MP-56	1.30
7467	21	74LS59	28	74LS371	1.50	LM320MP-57	1.30
7468	21	74LS60	28	74LS372	1.50	LM320MP-58	1.30
7469	21	74LS61	28	74LS373	1.50	LM320MP-59	1.30
7470	21	74LS62	28	74LS374	1.50	LM320MP-60	1.30
7471	21	74LS63	28	74LS375	1.50	LM320MP-61	1.30
7472	21	74LS64	28	74LS376	1.50	LM320MP-62	1.30
7473	21	74LS65	28	74LS377	1.50	LM320MP-63	1.30
7474	21	74LS66	28	74LS378	1.50	LM320MP-64	1.30
7475	21	74LS67	28	74LS379	1.50	LM320MP-65	1.30
7476	21	74LS68	28	74LS380	1.50	LM320MP-66	1.30
7477	21	74LS69	28	74LS381	1.50	LM320MP-67	1.30
7478	21	74LS70	28	74LS382	1.50	LM320MP-68	1.30
7479	21	74LS71	28	74LS383	1.50	LM320MP-69	1.30
7480	21	74LS72	28	74LS384	1.50	LM320MP-70	1.30
7481	21	74LS73	28	74LS385	1.50	LM320MP-71	1.30
7482	21	74LS74	28	74LS386	1.50	LM320MP-72	1.30
7483	21	74LS75	28	74LS387	1.50	LM320MP-73	1.30
7484	21	74LS76	28	74LS388	1.50	LM320MP-74	1.30
7485	21	74LS77	28	74LS389	1.50	LM320MP-75	1.30
7486	21	74LS78	28	74LS390	1.50	LM320MP-76	1.30
7487	21	74LS79	28	74LS391	1.50	LM320MP-77	1.30
7488	21	74LS80	28	74LS392	1.50	LM320MP-78	1.30
7489	21	74LS81	28	74LS393	1.50	LM320MP-79	1.30
7490	21	74LS82	28	74LS394	1.50	LM320MP-80	1.30
7491	21	74LS83	28	74LS395	1.50	LM320MP-81	1.30
7492	21	74LS84	28	74LS396	1.50	LM320MP-82	1.30
7493	21	74LS85	28	74LS397	1.50	LM320MP-83	1.30
7494	21	74LS86	28	74LS398	1.50	LM320MP-84	1.30
7495	21	74LS87	28	74LS399	1.50	LM320MP-85	1.30
7496	21	74LS88	28	74LS400	1.50	LM320MP-86	1.30
7497	21	74LS89	28	74LS401	1.50	LM320MP-87	1.30
7498	21	74LS90	28	74LS402	1.50	LM320MP-88	1.30
7499	21	74LS91	28	74LS403	1.50	LM320MP-89	1.30
7500	21	74LS92	28	74LS404	1.50	LM320MP-90	1.30
7501	21	74LS93	28	74LS405	1.50	LM320MP-91	1.30
7502	21	74LS94	28	74LS406	1.50	LM320MP-92	1.30
7503	21	74LS95	28	74LS407	1.50	LM320MP-93	1.30
7504	21	74LS96	28	74LS408	1.50	LM320MP-94	1.30
7505	21	74LS97	28	74LS409	1.50	LM320MP-95	1.30
7506	21	74LS98	28	74LS410	1.50	LM320MP-96	1.30
7507	21	74LS99	28	74LS411	1.50	LM320MP-97	1.30
7508	21	74LS00	28	74LS412	1.50	LM320MP-98	1.30
7509	21	74LS01	28	74LS413	1.50	LM320MP-99	1.30
7510	21	74LS02	28	74LS414	1.50	LM320MP-100	1.30

MICROPROCESSORS

8080A	8-BIT CPU, 2 USEC CYCLE	\$12.95
8085	8-BIT I/O PORT	\$3.95
8212	BI-DIRECTIONAL BUS DRIVER	\$4.25
8224	CLOCK GENERATOR	\$3.95
8228	SYSTEM CONTROLLER	\$6.95
8251	COMMUNICATIONS INTERFACE	\$12.95
8255	PERIPHERAL INTERFACE	\$11.95
1702A	2K EPROM (256x8)	\$6.95
2708	8K EPROM (1Kx8)	\$6.95
27021	1K RAM 50 NS	\$1.79
SC1MP	5 VOLT SCMP CPU	\$9.95
2650	MICROPROCESSOR 1.25MHZ 2 CLOCK 40 DIL.	\$24.95

I.C. SOCKETS

B PIN SOLDER	17	1.60	14.50/C
14 PIN SOLDER	20	1.90	18.00/C
18 PIN SOLDER	29	2.75	24.50/C
20 PIN SOLDER	30	2.85	25.25/C
22 PIN SOLDER	33	3.15	27.75/C
24 PIN SOLDER	38	3.60	32.25/C
28 PIN SOLDER	45	4.25	38.25/C
40 PIN SOLDER	63	6.00	53.50/C
80 PIN W-W	24	3.27	30.00/C
14 PIN W-W	26	2.50	22.00/C
16 PIN W-W	30	2.85	25.50/C
18 PIN W-W	30	3.70	33.00/C
20 PIN W-W	30	4.65	39.50/C
22 PIN W-W	30	4.80	41.00/C
24 PIN W-W	36	6.10	51.50/C
28 PIN W-W	42	7.10	61.50/C
40 PIN W-W	54	12.50	112.00/C

8080A CHIP SET

ONE EACH 8080A, 8212, 8224 and 8228 PLUS SIXTEEN 2102-1's ALL FOR **\$49.95**

MOLEX I.C. SOCKET PINS

85°C	8.20/M	38.20/50M	275.00/50M
------	--------	-----------	------------

PLESSEY SAMPLER

AN ASSORTMENT OF METALIZED POLYESTER CAPACITORS
 300 CAPS 18 VALUES \$26.00

MINIBOX METALIZED POLYESTER CAPACITORS

.001	.14	1.15/10	9.00/C	.033	.15	1.25/10	10.00/C
.002	.14	1.15/10	9.00/C	.047	.15	1.25/10	10.00/C
.0022	.14	1.15/10	9.00/C	.068	.15	1.25/10	10.00/C
.0027	.14	1.15/10	9.00/C	.1	.17	1.35/10	11.00/C
.0033	.14	1.15/10	9.00/C	.12	.19	1.50/10	12.00/C
.0039	.14	1.15/10	9.00/C	.15	.20	1.60/10	13.00/C
.0047	.14	1.15/10	9.00/C	.18	.22	1.75/10	14.00/C
.0056	.14	1.15/10	9.00/C	.22	.25	2.00/10	16.00/C
.0068	.14	1.15/10	9.00/C	.27	.30	2.25/10	18.00/C
.0082	.14	1.15/10	9.00/C	.33	.36	2.50/10	20.00/C
.010	.14	1.15/10	9.00/C	.47	.50	3.00/10	24.00/C

**3050 VALMONT ROAD
BOULDER, COLORADO 80301
Ph: (303) 442-1212**

Terms:

- All prices subject to change without notice.
- All merchandise subject to prior sale.
- Please add \$1.00 postage and handling.
- Colorado residents add 3 1/2% state sales tax.
- No COD's, please.
- Foreign Orders send U.S. Funds ONLY.

MINIMUM ORDER \$10.00

GIANT CATALOG

The best bargain on this page!!!—Our brand new 1977 giant catalog packed with dozens and dozens of super buys on electronic components. Contains such unique components as: Pneumatic switches, electric motors, Caps, wire resistors, diodes, switches, LED's, transformers, transistors, and much, much more. Perhaps we have just the item you've been looking for!!!



REED RELAY



High quality, ultra-sensitive 5VDC SPST reed relay. Use in a variety of applications where transistors or SCR's are not quite suitable. May be driven directly from TTL. RRY-510 \$1.50

DIGITAL READOUTS

Hewlett-Packard prime units HP #7730, .3" character (RED)
Common Anode.....\$1.70
4 for \$4.95

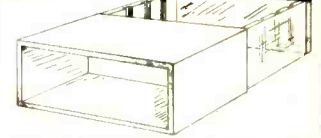


FAN MOTOR



117VAC fan motor for use in cooling insides of test equipment, operating models, cooling yourself off, etc. A fantastic buy at this price!
MOT-115 \$2.25

LOGI-CASE



Universal instrument enclosure with a wide variety of applications. Unique interior plexiglass rack assembly will hold up to 6-1.5" by 4" PC boards. Great for packing a lot of components into a very small space. Adds a very professional touch to any project. Made from 1/8" thick anodized, extruded aluminum. So tough that you can run over it without damaging it!!!! The Logi-Case comes with a reversible front filter allowing you to choose between transparent red or smoke grey. Now available in two popular sizes:

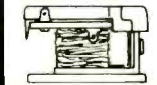
Small: 4 1/2 x 3 1/2 x 1 1/2"
Large: 6 L x 4 1/2 x 2 H.
SMALL (LCS-100) \$7.95
LARGE (LCS-200) 9.95

4N27 OPTO ISOLATOR

NPN phototransistor & PN infra red light emitting diode. 1500 volt isolation. 3ma coil output current. Excellent frequency response to 300 khz. Brand new Motorola 6 pin DIP with full specs & data.
POI-427 \$1.00 10 for \$9

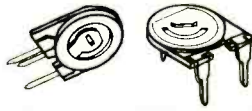


12V RELAY



Brand new 12VDC relay by Cornell-Dublier. Has N.O. and N.C. contacts. Measures approx. 1 x 1 1/4".
CRY-012 \$1.50

P.C. TRIMMER POTS



TYPE	PART NO.	PRICE
470 ohm, vertical	PCV 471	25
1K ohm, vertical	PCV-102	20
2.5K ohm, vertical	PCV 252	20
5K ohm, vertical	PCV-502	20
10K ohm, vertical	PCV-103	25
22K ohm, horizontal	PCV-223	25
50K ohm, vertical	PCV-503	20
470K ohm, horizontal	PCV-473	25

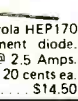
PANEL LAMP

110VAC panel lamp. Neon lamp inside with white plastic outer lens assembly. Includes dropping resistor & mntg clip.
NEL-110 29*



RO170 DIODE

The famous Motorola HEP170 universal rectifier diode. Rated 1000 PIV @ 2.5 Amps. HEP-170 20 cents ea.
100 for only \$14.50



STROBE TUBE

Experimenter's delight! New xenon strobe tube & trigger transformer. Tube op. from 150-300V.
FFT-100 1.75



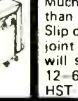
TELEPHONE WIRE

26 AWG Telephone hook-up wire; single strand, twisted pair & 20 pair. Single Cond. 100ft./90c
1 pr-100/1.40 20pr-1ft/20c




TRANSFORMER

Mini transformers for clocks, etc. Outputs 8V @ 500ma or 12V @ 190ma. With specs.
CMX-812 \$1.50



HEAT SHRINK

Much easier to use than electrical tape. Slip over solder joint & heat. Tube will shrink to form tight seal.
12-6" pieces, assorted sizes.
HST-120 \$1.45



1-3pf TRIM CAP

Mini trim cap. Great for crystal circuits, hand probes, etc. Measures 3/16" diameter.
PCT-130 95c 5 for \$3.50

V.O.X.

Solid state Voice Operated switch. Complete w/ all parts and completely assembled. SCR output. W/ schematic.
VOX-900.....\$1.50



LOOK MINI-POT

New by IRC, PC-mount trimpot. 1/4" H by 1/2" diameter.
PCT-104 50*

.1uf, 6000V CAP

New by Sprague. Great for experimenting w/ high voltage.
AXC-160.....70*



2N3055


The king of audio power transistors now at an unbelievable price!!! Brand new
BNC-055.....50*

TOGGLE SWITCH

Heavy duty, SPST high quality. Rated 15A @ 125 VDC.
TSW-111 95*

POWER RELAY

Potter & Brumfield 120V SPDT, 25 Amp.
CRY-012 \$4.00



SNAP SWITCH

Mini SPDT snap switch by Cherry. Rated 5 amps, 125-250 VAC.
MSW-523 65*



RIBBON CABLE

Cond. Part No. 1' 10'
6 RIB-006 25 2.00
12 RIB-012 45 3.95
24 RIB-024 85 7.95

WIRED SWITCH

Strange, but useful reverse-action snap switch w/ lever. NC & NO connection.
LSW-100.....75*

WIRE SPECIAL

22 ga. magnet wire. Unique solder-thru insulation. Buy by the pound and save! (Appx. 500 feet).
LBW-220 \$2.50

RUBBER FEET

Molded, adhesive back rubber feet in peel-off sheets from 3M.
Round: (RRF-120) 12 for 75¢
Square: (SRR-120) 12 for 55¢

POT w/ SWITCH

New by Allen-Bradley. 100K mini 1/8" shaft, 1/4" mount, with SPST switch.
QVR-104 65*

MICRO SWITCH

Miniature SPDT momentary contact pushbutton. Rated 5 amps @ 125VAC.
MSP-111 95*



TTL DATA BOOK

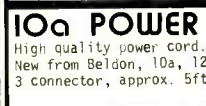
The newest edition of the TTL data book for design engineers. Detailed specs on over 900 TTL devices including standard and high-technology Schottky Clamped TTL. Pin assignment drawings of all TTL types. The most complete book ever written on TTL.—By Texas Instruments.
TDB-254 \$4.95

VACUUM SWITCH

SPST pneumatic switch. Enclosed diaphragm activates with vacuum or pressure. Extremely sensitive. Brand new.
VPS-195.....\$1.95

10A POWER CORD

High quality power cord. New from Beldon, 10A, 125v 3 connector, approx. 5ft.
75c



5 MEG H.V. POT

High voltage pots w/ insulated shaft for protection against high voltage.
1/8" shaft—Small (QVR-505) 45c
1/4" shaft—Large (TVR-505) 75c

1.5V DC MOTOR

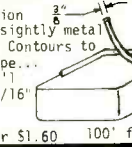
Great for toys, experimenting, etc. 6" leads, 1/16" shaft.
MOT-015.....50c
10 for only \$4.00

MINI-SWITCH

Brand new by C & K. Very high quality SPDT toggle, rated 5Amps @ 125 VAC.
MST-111 \$1.10

RUBBER EDGING

Protection from unsightly metal edges. Contours to any shape... For mat's up to 1/16" thick.
10' for \$1.60 100' for \$12



PHOTOFLASH CAP

Brand new Rubyflash. 600 uf at 360 volt. Use with our flash tube & trigger transformer to make a very high quality strobe light!!!
PFC-360 \$1.95

Switch

SPDT momentary, center off (on-off-on). Rated 15A @ 125VAC, 10A @ 250VAC. New Units.
55c

COMPUTER CAPS

Quality computer grade caps.
12000mf @ 25VDC \$3.95
CGC-122
5900mf @ 60VDC 2.50
CGC-596
5000mf @ 30VDC 1.95
CGC-503
2700mf @ 25VDC 1.75
CGC-272

MOD-POT

High quality dual concentric pot. 1/8" and 1/4" inch shafts. New by Allen-Bradley. Measures 5/8" square. Front pot is 25K linear, rear pot is 50K log.
MVR-255 \$1.75

CLOCK CHIP

Most popular clock chip on the market. National MM5314. 12/24 hour, 50 or 60 hz, 6 digit.
MME-314 \$4.95



IN4448

Case AA, 75v, high speed diode. New from Texas Instruments.
12 for \$1.00

POT NUTS

Standard size pot hex nuts. 2 sizes:
3/8".....PTN-380
1/4".....PTN-140
your choice, 25 for \$1.00

FELT FEET

3/8" diameter. Comes in peel-off strips of 25 felt feet per strip.
FFT-015 25¢ strip

0.01uf D/C

.01 uf disc ceramic capacitor. We have thousands!!! Buy while they last.
DCP-010 5c

10K POT

New from CTS mini 1/8" shaft, 1/4" mounting dia.
QVR-103 65*



O2uf D/C

.02 uf disc ceramic capacitor. We have thousands!!! Buy while they last.
DCP-020 5c, 20 for 80c

12AU7 TUBE

We somehow managed to get ahead of hundreds of these. Very popular number for replacement in radios, TV's, etc. New and unused.
AUT-127 50*

STAND-OFF

Insulated stand off terminal. 1/4" dia., 5/8" long. With 1/4" mounting screw.
SOT-120 10/\$1.49

CONNECTOR

Female UHF to BNC male connector. Plated, new.
ADP-239 \$1.95

1.150V CAP

TRW dipped mica capacitor. 1 uf at 50 VDC.
DCP-150 15c



BARRIER BLOK

Black molded bakelite barrier block, 5 position.
BTS-250 25c

5uf, 150V

5 uf, 150VDC cap. Great for audio crossover networks. Non-polarized.
NPC-515 60c

5200uf CAP

New by STM. 5200 uf at 25 VDC, PC leads.
PCL-522 75c

1800uf CAP

1800 uf at 40VDC. Brand new.
PCL-184 55c

TERMINAL

Single solder terminal strip. Bakelite mount.
STS-010 25c 6 for \$1.50



0.01uf MINI CAP

Ultra-miniature .01 uf ceramic chip capacitor. axial lead. Appx. 1/4" long. High quality.
DCP-015 15c

47pf MINI CAP

Ultra-miniature ceramic capacitor for crystal circuits, etc.
UMC-047 10c


760 HC COMPARATOR

New Fairchild type 760HC single voltage comparator. TTL compatible. 8 lead TO-5 case. CMP-760 50c

60 AMP (!)

Power terminator strip. Sells new for over \$11.00. Mfg. by Curtiss.
PTS-060 \$4.00

Numeric Display
1/4" Single Digit
GaAsP LED
FND 70



COMMON CATHODE WITH RH DECIMAL
 COMPACT - 10 DIGITS IN 3" PANEL WIDTH
 HIGHLY LEGIBLE - BRIGHT RED 1/4" CHARACTER
 EASILY READ WITHIN 10 FEET OVER A WIDE
 VIEWING ANGLE (140°)
 LOW POWER - 125 mW PER DIGIT AT TYPICAL
 BRIGHTNESS

65¢ ea 10-\$4

RESISTOR ASSORTMENT
 with metal cabinet



100ea 1/4W 5%

3.9	6.8	12	18	27	39
47	75	100	150	220	330
500	620	1.0K	1.5K	2.2K	3.3K
5.0K	6.2K	10K	15K	22K	33K
500	620	1000	1500	2200	3300
3900	5000	6200	8200	10000	15000


\$44.95

COUNTER DISPLAY KIT
 Ideal module for home built counter projects. Includes 7490 decade counter 7475 latch, 7447 driver, and RCA .6" NUMITRON display. PCB with plated thru hole and instructions supplied. KITS SUPPLIED FROM ONE TO TEN DIGITS PER BOARD (all interconnects plated) . . .

\$5.89 per digit



- SWITCHES -
RED PUSH BUTTON
N.O. MOMENTARY CONTACT




30¢ each

8	\$ 2
100	22
1000	210

actual size


POTTER BRUMFIELD
 Type KHP Relay
 4 PDT 3A Contacts



24VDC COIL
 650 ohms
 120VAC
 10.5MA

\$1.60 ea.

MINI MINI TOGGLE
 EXTRA SMALL D.P.D.T.
 3A 125VAC CONTACTS



each \$1.50

8 - 10.
100 - 95.

actual size

JST MR1-223 5 AMP DPDT
 ROCKER SWITCH WITH PANEL
 MOUNTING HARDWARE

79¢ ea.
ten \$6
\$49/c

-SUPER SPECIALS-

DIAC 27 TRIGGER DIODE20
PULSE XFMR. 1/1 TOROID-ENCASED25
360MFD. 600VDC PHOTO FLASH CAP.90
1702A 2K, Ius, EPROM	7.95
SP425 SPERRY 9 digit 1/4" HV multiplexed 7 seg.	1.25
MM5369 time base osc. chip	1.75
T.V. crystal for above.	1.75
1101A 256 x 1 MOS RAM59
93410 256 x 1 45NS RAM85
75451 peripheral driver40
7402 TTL nor gate16
7430 TTL nand gate14
CERAMIC FILTER 10.7 MHZ.	1.20
MM5058 1024 bit static SR	1.50
UA715 60MHz. op-amp	1.20
74S206 256 x 1 45NS RAM90
78L2.6 2.6V T092 .1A +regul.29
78L05 5.0V " " " "29
78L6.2 6.2V " " " "29
78L12 12V " " " "29
78L15 15V " " " "29
78M05 5V tab .5A + regul.59
78MC 4 term. adj. .5A + reg.	1.29
79MC " " " " - reg.	1.39
7805T tab 1A 5v regul89
7812 to-3 1A +12V regul.59

SUPER LED's



This family of LED's are mounted on a 70-5 header with a #31 threaded stud to secure to a heat sink. 100 AMPERES max. continuous current rating (with heat sink). LED's can be pulsed at up to 25A with low duty cycle. Data supplied w/order.

ME2 Infra Red w/low lens
 ME5 Infra Red w/high lens
 MV4 Visible Red w/low lens
 MV4H Visible Red with high lens

\$2.99 ea.

DIP TRIMMER



12 TURN, 1/4" x 1/4" x 1/4"

5K or 200K only

mfg. DALE

\$1.50 TEN FOR \$4

TRANSISTORS

2N559B (HEP707)	NPN	SI	TO-3	400V	10A	125W	EA.	2.50	10/22.50
TIP31A (HEP245)	NPN	SI	TAB	60	3	40	.30	2.50	
2N6101 (S5004)	NPN	SI	TAB	80	10	75	.65	5.00	
D4101	PNP	SI	TAB	1	6	.25	2.00		
MP55172(HEP56)	NPN	S	TO-92	25	.1	.2	.12	1.00	
C106D1	SCR	TAB	4A-400V	.2MA	GATE	.65	5.00		

Hal's Goodies

Hal's computer really popped it's stock on these prices. We cannot allow any quantity discounts or bonus credits on these items. Quantities are limited and at these prices - order now.

2708	8K EPROM Sig., Nat., Intel prime 450NS	ea.	\$14.95	8/\$120
2504T	Sig. 1024 bit dyn. shift register TO-99	ea.	.75	10/\$6
93410	Fairchild 256x1 RAM bipolar 45NS DIP	ea.	.75	10/\$6
TR1602B	5V Western Digital UART 40 pin DIP	ea.	3.00	
7402	Nat. quad 2 in NOR gate marked DEC7402	10/\$1.50	100/\$12	
40 pin gold solder tail IC socket, Augut	ea.	.55		
Capacitor - .01mf 50V monolithic ceramic, sealed in glass DO-7 diode package	10/\$.90	100/\$8		
1/8W carbon comp. resistors ten each of 2.4, 390, 1.8K, 3.9K, 6.8K, 11K, 43K, 68K, 240K, ohms	90/\$4.			

PO BOX 41778
Sacramento, Ca.
95841

1916 334 2161


BABYLON ELECTRONICS

4811 MYRTLE AVE

Money back guarantee - \$5 minimum order. We pay post on orders for \$10 or more. All payment must be in U.S. funds. Foreign orders must include post BAC & MC are not prepaid orders and shipping is added


from **BANKAMERICARD**

The Keyed-Up 8080™



Plug G. Morrow's integrated CPU/console into your S-100/IMSAI bus . . . and you've got the key to easy programming and de-bugging. Octal keyboard and digital LEDs monitor or alter any CPU register, memory location or I/O device . . . while you

run in single-step or programmable Slow-Step.™ Complete kit, just \$250 (Cal. res. add tax). Write for specs.



Have your local computer store order it for you. **Thinker Toys**™ 1201 10th St., Berkeley, CA 94710
 415-527-7548

CIRCLE 86 ON FREE INFORMATION CARD

WIREWRAP

PRECUT WIRE

Why buy wire on rolls?

PRECUT & STRIPPED WIRE IS:

- Fast - No more cutting & stripping by hand
- Reliable - Good, clean, uniform strip
- Economical - Cheaper than using bulk wire

Precut Wire	Bulk Wire
100 pcs of 3' at \$82 - 3 1/2¢/ft.	50 ft. roll at \$199 - 4¢/ft.
100 pcs of 6' at 1.06 - 2¢/ft.	100 ft. roll at 2.95 - 3¢/ft.

Wire Kit 1 at \$6.95 - 2 1/3¢/ft.

WIRE WRAP SOCKETS

	1-9	10-24	25-99	100-249	250-999	1K-5K
8 pin	.41	.38	.35	.31	.29	.27
14 pin	.42	.39	.36	.32	.29	.27
16 pin	.46	.43	.39	.35	.32	.30
18 pin	.63	.58	.54	.47	.44	.41
20 pin	.84	.78	.71	.63	.59	.54
22 pin	1.30	1.20	1.10	.95	.90	.84
24 pin	.91	.84	.78	.68	.64	.59
28 pin	1.25	1.15	1.08	.95	.89	.82
40 pin	1.65	1.55	1.42	1.25	1.15	1.09

Gold 3-level Closed Entry Sockets
 End & Side Stackable All prices include gold
 Tin sockets and 2-level sockets available

#30 knyr stripped 1" on each end. Lengths are overall
 Colors: Red, Blue, Green, Yellow, Black, Orange, White
 Wire packaged in plastic bags. Add 25¢/length for tubes

	100	500	1000	5000
2 1/2 in	78	2.40	4.30/K	3.89/K
3 in	82	2.60	4.71/K	4.22/K
3 1/2 in	86	2.80	5.12/K	4.55/K
4 in	90	3.00	5.52/K	4.88/K
4 1/2 in	94	3.21	5.93/K	5.21/K
5 in	98	3.42	6.34/K	5.52/K
5 1/2 in	1.02	3.65	6.75/K	5.85/K
6 in	1.06	3.85	7.16/K	6.19/K
6 1/2 in	1.15	4.05	7.57/K	6.52/K
7 in	1.20	4.25	7.98/K	6.85/K
7 1/2 in	1.25	4.45	8.39/K	7.18/K
8 in	1.29	4.65	8.80/K	7.53/K
8 1/2 in	1.32	4.85	9.21/K	7.84/K
9 in	1.36	5.05	9.62/K	8.17/K
9 1/2 in	1.40	5.25	10.03/K	8.50/K
10 in	1.45	5.51	10.44/K	8.83/K
Add: in	10	.41	.82/K	.86/K

WIRE WRAP TOOLS



\$34.95

HOBBY WRAP Model BW 630
 With Free Wire Kit 1 (\$6.95 Value)

Batteries & Charger \$11.00
 WSU 30 Hand Wrap-Unwrap Strip Tool 5.95
 WSU 30M, for Modified Wrap 6.95
 BT 30 Extra Bit 2.95

WIRE KITS

# 1	\$6.95	# 2	\$19.95	
250 3' 100 4 1/2"		250 2 1/2"	250 4 1/2"	250 6'
250 3 1/2"	100 6'	500 3 1/2"	500 5 1/2"	500 6 1/2"
100 4"	100 6'	500 4"	1 250 ft. Roll Bulk	

Choose One Color or Assortment

INTERCONNECT CABLES

Ribbon cable connectors for connecting boards to front panels, or board to board.

	SINGLE ENDED				DOUBLE ENDED			
	14 pin	16 pin	24 pin	24 pin	14 pin	16 pin	24 pin	24 pin
6'	1.24	1.34	2.05	2.24	2.45	2.37		
12'	1.30	1.44	2.24	2.33	2.55	3.92		
24'	1.52	1.65	2.63	2.52	2.76	4.31		
48'	1.91	2.06	3.40	2.91	3.17	5.08		

PAGE DIGITAL ELECTRONICS

135 E. Chestnut Street 4A
 Monrovia, California 91016
 Phone (213) 357-5005

Ordering Information:

- Orders under \$25 and COD's, add \$2
- All others, shipped Ppd in U.S. via UPS
- For Blue Label (Air) or 1st Class, add \$1
- We accept Visa & MasterCard
- Most orders shipped same day

Dealer Inquiries Invited

for that professional touch
**CARBIDE
DRILL BITS**
for P.C. BOARD work
THE RIGHT TOOL FOR THE JOB
ASSORTMENT WILL INCLUDE
SIZES RANGING FROM
No. 55 THRU No. 70.

5MIX/\$7⁴⁹
10MIX/\$12⁴⁹
100MIX/\$99⁰⁰

**WIRE WRAP
SOCKET
PIN**
HI-REL GOLD

10/\$1²⁵
100/\$9⁵⁰
1000/\$8⁰⁰

LIST PRICE 29c

**WIRE WRAP
POST**
2-LEVEL

10/99c
100/\$7⁵⁰
1000/\$65⁰⁰

**RECTIFIER
IN 3909**
50v at 30A
\$1⁴⁹

AUGAT ROUND TEFLON SOCKETS
HI-TEMP GOLD

TO-5 3 PIN 39c TO-99 8 PIN 49c TO-100 10 PIN 59c

2N 5179
LOW NOISE
Ft 1000 Mc
65c

SOLAR CELLS
2x2cm at 130mA
\$1.49 ea.
10/\$9⁵⁰

**VOLTAGE
REGULATOR**
uA 723
VARIABLE 2V to 37V
PLASTIC METAL
39c 79c

TONE DECODER
NE 567
\$1.49 ea.
4/\$4⁹⁵

UNIVERSAL "U-DESIGN" WIRE WRAP BOARDS


ALL BOARDS ARE G-10 GLASS EPOXY, have
Vcc AND GROUND PLANES, PLATED THROUGH
HOLES, AND HAVE GOLD-PLATED EDGE CONNECTORS.

No. 1 MICRO CPU CARD
with S-100 BUS,
3 on board reg-
ulators. Fits
all standard I.C.
Socket configu-
rations.
1700+ holes
5"x10" \$24⁹⁵

No. 2
Leading
computer
manufacturer's
"in-house"
**UNIVERSAL
BOARD**
1600+ holes
4-7/8"x7-5/8"
\$9⁹⁵

**No. 3
MINI UNIVERSAL
BOARD**
for sockets, pins,
or wire wrap
socket strips.
570+ holes.
2-5/8"x6-7/8"
\$4⁹⁵

HELPLESS?



S-100 EXTENDER BOARD
A MUST for trouble-
shooting your Computer boards \$16⁹⁵

**PRECISION
THERMISTOR**
I.D.'ed to
.01% \$3⁹⁵

SET OF
4 CLOSELY MATCHED
**VARACTOR
DIODES**
SMV 646 \$7⁹⁵/SET

**EXTREMELY SENSITIVE
LIGHT-ACTIVATED SCR**
triggerable by
flashlight at
several hundred feet \$3⁹⁵

TTL COMPATIBLE
5V. REED RELAY
\$1⁶⁵ ea. 7/\$9⁷⁵

**MINIATURE
3-1/2 DIGIT
LIQUID
CRYSTAL**
ideal display for
pocket-sized
instruments
\$3⁹⁵

**SUB-MINIATURE
CRYSTAL
FILTER**
455 KH_z
\$2⁹⁵

**PRECUT &
STRIPPED WIRE WRAP WIRE**

No. 30 Kynar available in red, blue, yellow, orange, green, black,
white. Length is overall with 1" strip on each end.

AT THESE PRICES A GUY HAS TO BE NUTS TO DO IT BY HAND!

100pcs	100pcs	100pcs	100pcs
2-1/2" \$1.00	4-1/2" \$1.27	6-1/2" \$1.57	8-1/2" \$1.88
3" 1.08	5" 1.35	7" 1.63	9" 1.97
3-1/2" 1.15	5-1/2" 1.41	7-1/2" 1.68	9-1/2" 2.08
4" 1.20	6" 1.50	8" 1.75	10" 2.18

100 PIECES OF EACH LENGTH \$22⁰⁰ 500 PIECES OF EACH LENGTH \$98⁰⁰ 1000 PIECES OF EACH LENGTH \$188⁰⁰

**REFLECTIVE
OPTO COUPLER**
CDS CELL
100uA 20mA \$1⁹⁵

**PHOTO
DARLINGTONS**
MOTOROLA
4/99c

**SUBMINIATURE
H. V. DIODE**
20 KV at 100mA
\$2⁹⁵

**1500V.
1 AMP
RECTIFIERS**
10/\$1⁹⁹

**MC 8004
MICRO DIODE**
HI-REL
HIGH SPEED
\$1⁹⁵

NPN POWER TRANSISTORS
2N 5301 (30A) \$3.95
TO-3 200W 40V

BUY69B 10A \$6⁹⁵
BUY69C 15A \$5⁹⁵
700V \$6⁹⁵ 400V \$5⁹⁵

2N 3392
TO-92 NPN
2W 25V_{ceo}
150 to 300Hz
120Mc
10/\$1.35
100/\$11.95
1000/\$9⁰⁰

**INFRA RED
DETECTOR**
ULTRA LOW LEVEL
\$3⁹⁵

**D/A
CONVERTER**
DAC-01/SH
\$12⁹⁵

MINI KITS include schematic
& component parts—you add the rest.

**MICRO
DC to DC
UP
CONVERTER**
5V in
20 to 40V out
\$4⁹⁵

**UNIVERSAL
NICAD
CHARGER**
0 to 1 AMP
CURRENT
LIMITED
\$3⁹⁵

**SEQUENTIAL
LED
FLASHER
KIT**
includes
10 LEDS
\$4⁹⁵

**BUILD YOUR OWN
PAPER TAPE
READER**
1/10" CENTERS
STACKABLE...

**MICRO
ROTARY
SWITCH**
LOW NOISE
7 POS. \$1³⁵

**PHOTO
DETECTOR**
ULTRA HIGH SPEED
5MS
RISE TIME \$3⁹⁵

**HIGH INTENSITY
RED
LED LAMP**
FROSTED
WHITE CASE
3/99c 10/\$2²⁵

**741
OP AMP**
12c

**PHOTO
TRANSISTORS**
10/\$9⁵⁰

**741
OP AMP**
12c

COME INTO ANY ONE OF OUR LOCATIONS

WE'LL LEND
A HAND,
COME TO...

Due to greater than expected MAIL OR-
DER response, we will not be able to re-
spond to all INFORMATION and
CATALOG requests on a "first-come,
first-served" basis. We feel people who
have placed orders ought to come first.
Later, WE'LL CATCH UP!

**PREPAID W.W. WIRE ORDERS FOR OVER
\$500 QUALIFY FOR SPECIAL DEALER'S
DISCOUNT.**

LOS ANGELES
(213) 967-4611
LMN ELECTRONICS
1042 E. GARVEY AV., W. COVINA, CA.
(VINCENT & SAN BERDO FWY.)

PORTLAND
(503) 646-4044
WIZARD of PARTS
8225 SW CIRrus OR., BEAVERTON, ORE.
(KOLL BUS. CNTR/WASHINGTON SQUARE)

SEATTLE
(206) 575-3709
SEMION of SEATTLE
964 INDUSTRY DR., TUKWILA, WA.
(KOLL BUS. CNTR./SOUTH CENTER)

DENVER
(303) 573-5214
ELECTRONIC LOLLIPOP
5643 N. BROADWAY, DENVER, CO.
(I-25 & 58th AVE.)

IF AT ALL POSSIBLE TRY TO DROP IN TO ONE OF OUR LOCATIONS. BUT IF YOU LIVE TOO FAR AWAY YOU MAY ORDER BY MAIL FROM:

NO BACK ORDERS **WE PAY ALL POSTAGE & HANDLING** **F. Reichert Sales**
YOUR PARTS OR IMMEDIATE REFUND \$20 MINIMUM CALIF. RESIDENTS ADD 6% 1110 E. GARVEY AVE.
FOR UNDER 8 HOURS PROCESSING SEND MONEY ORDER, CERTIFIED OR CASHIERS CHECK. **W. COVINA, CA 91790**

SORRY! WE CANNOT ACCEPT PURCHASE ORDERS. COD'S. PHONE ORDERS. FOREIGN ORDERS. OR CREDIT CARDS. PHICES GOOD UNTIL MARCH 3, 1978.

SAVE UP TO 85% GOV'T SURPLUS and NEW EQUIP'T

Powerful Battery Motor
BUILT MOTORBIKE, BICYCLE, ELECTRIC CAR, ETC.

\$29.95
F.O.B. Lincoln
Normal Retail Over \$100.00

• 110W • 106cc • 4 cyl. • 12V • 1500 RPM • 100% efficient
• 12V • 106cc • 4 cyl. • 12V • 1500 RPM • 100% efficient
• 12V • 106cc • 4 cyl. • 12V • 1500 RPM • 100% efficient

COMPACT 12 V. BATTERY FOR USE WITH ABOVE MOTORS
ITEM #2803
Normal Retail Over \$10.00

\$4.95

SURPLUS CENTER P.O. Box 82200 Lincoln, Nebraska Zip Code 68501

BIG, Equip. Catalog
Send 25c Coin or Stamp

EQUIPMENT CATALOG

LOWEST PRICES ON:
• TRAPMILLS, COMPRESSORS
• SURVIVING TOOLS
• WHEELS, DEAR MOTORS
• WINCHES, POWER PLANTS
• CARS, SPEED REDUCERS
• WELDERS, BINOCULARS
• ELECTRONICS, SPRAYING
• TELEPHONES, PUMPS, NOSE
• MANY OTHERS

RADIO & TV tubes 36¢ each. One year guaranteed. Plus many unusual electronic bargains. Free catalog. **CORNELL**, 4217-E University, San Diego, Calif. 92105

SERVICEMEN—Cleaners, lubricants, adhesives for all electronic repairs. Write for free catalog. **PROJECTOR-RECORDER BELT CORP.**, Box 176, Whitewater, WI 53190 414-473-2151

BUILD YOUR OWN TV CAMERA!
— Ideal for home & business —

THE ECONOMICAL ANSWER TO HOME MONITORING OF NURSERIES, ENTRANCES, DRIVEWAYS, BUSINESS and INDUSTRIAL SURVEILLANCE...ITV...AMATEUR TV PLUS HUNDREDS OF OTHER APPLICATIONS.

MODEL XT-14, SERIES 0 — KIT FORM \$185; ASSEMBLED \$275. SOLID-STATE. WORKS ON ANY TV SET. OPTIONAL SOUND KIT \$28.95.

PHONE or WRITE for catalog. Dial 402-987-3771

BOX 453-RE **ATV Research** DAKOTA CITY, NE. 68731

TELEPHONE bugged? Don't be Watergated! Countermeasures brochure \$1.00. **NEGEYE LABORATORIES**, Box 547-RE, Pennsboro, WV 26415

EDUCATION & INSTRUCTION


GRANTHAM's FCC License Study Guide—377 pages, 1465 questions with answers/discussions—covering third, second, first radiotelephone examinations. \$13.45 postpaid. **GSE PUBLICATIONS**, 2000 Stoner, Los Angeles, CA 90025

UNIVERSITY degrees by mail! Bachelors, Masters, Ph.D's . . . Free revealing details. **COUNSELLING**, Box 317-RE2, Tustin, CA 92680

BUSINESS OPPORTUNITIES


INVENTORS, protect your idea for under \$5, complete instructions, \$2. **MARCHE CONSULTANTS**, Box 382431, Houston, TX 77088

Perform a death-defying act.



Have your blood pressure checked.

American Heart Association
We're Fighting For Your Life



FROM KIT TO CAR IN 80 MINUTES!

Electronic ignition is "in." Update your car with the TOPS in power, efficiency and reliability — the **TIGER SST** capacitive discharge ignition (CD).

The **TIGER** delivers everything other CD's promise — and more: quicker starting, more power, more gas mileage, tune-ups eliminated, lifetime plugs and points, reduced repairs and pollution.

The **TIGER** can be built and installed in your car in 80 minutes. The **TIGER** is unique!

The **TIGER** comes with a switch for **TIGER** or standard ignition for 12V negative ground only.

Simpli-Kit \$21.95
POST PAID U.S.A.

WE ACCEPT:
Mastercharge or BankAmericard.
Send check or money order with order to:

Tri-Star Corporation

DEPT. FF, P.O. Box 1727
Grand Junction, Colorado 81501

CIRCLE 11 ON FREE INFORMATION CARD

VMP ELECTRONICS MART

P.O. BOX 415 — CHAMBERS LN
CARMEL VALLEY, CA 93924

BARGAINS GALORE
MEMORIES, LED'S IC'S AND MORE

RED LED
12/\$1.00
66/ 5.00
145/10.00

MAN 72
RED LED DISPLAY
3" COMMON ANODE
0-99 \$.60 ea.
100- .50 ea.

SUPER BARGAIN 2708
8K ERASABLE PROM
0-99 \$7.95 ea.
100- 6.95 ea.

2513
CHARACTER GENERATOR
64 x 8 x 5
2140 (UPPER CASE)
OR 3021 (LOWER CASE)
0-99 \$4.95 ea.
100- 4.25 ea.

1702A
2 K ERASABLE PROM
0-99 \$3.50 ea.
100- 3.00 ea.

LED'S MFGD BY
MONSANTO, LITRONICS,
HEWLETT-PACKARD
FAIRCHILD

SINGLE DIGIT LED DISPLAYS

MAN72	.3"	RED	CA	LHDP
MAN3620	.3"	OR	CA	LHDP
MAN4610	.4"	OR	CA	RHDP
MAN4640	.4"	OR	CC	RHDP
MAN82A	.3"	YEL	CA	LHDP
MAN3630	.3"	OR	CA	RHDP
MAN4630	.4"	OR	CA	RHDP

0-99 \$.70 ea.
100- .60 ea.

4 & 5 DIGIT LED DISPLAYS

HP5082 — RHDP
.11" MAGNIFIED
YOUR CHOICE
0-99 \$.50 each.
100- .40 ea.

IC'S MFGD BY
MAJOR SUPPLIERS SUCH
AS TI, INTEL,
SIGNETICS & EXAR

TTL SPECIALS
80% ARE GUARANTEED FUNCTIONAL

7400	45/\$1.75
7403	25/\$1.75
7416	20/\$1.75
7427	20/\$1.75
7437	20/\$1.75
7446	5/\$1.75
7454	25/\$1.75
7483	7/\$1.75
74145	3/\$1.75

DOUBLE DIGIT LED DISPLAYS

.56" RHDP

MAN6610	2 DIG	OR	CA
MAN6640	2 DIG	OR	CC
MAN6630	1 1/2 DIG	OR	CA
MAN6650	1 1/2 DIG	OR	CC
MAN6710	2 DIG	RED	CA
MAN6730	1 1/2 DIG	RED	CA
MAN6740	2 DIG	RED	CC
MAN6750	1 1/2 DIG	RED	CC

0-99 \$.85 ea.
100- .75 ea.

EXTRA SPECIAL DOUBLE DIGIT LED MIX

1 1/2 & 2 DIGIT RED & ORANGE .56"
COMMON CATHODE & COMMON ANODE
15/\$10.00

EXAR IC'S

0-99	100-
XR320	\$1.35 ea. \$1.25 ea.
XR2206	4.50 4.00
XR2207	1.75 1.55
XR4136	.95 .75
XR4202	.95 .75
XR4739	.95 .75

DISCRET LED ASSORTMENT

JUMBO RED, YELLOW, GREEN, WHITE, AMBER
MINI RED, WHITE,
PLUS OTHERS
GUARANTEED 80% COLORS OTHER THAN RED
75/\$10.00

LED DISPLAY MIX

SINGLE DIGITS — RED
YELLOW & ORANGE .3" & .4"
COMMON CATHODE & COMMON ANODE
20/\$10.00



California residents add sales tax.

COMPLETE SATISFACTION GUARANTEED
INCLUDE 5% SHIPPING & HANDLING IN U.S.
INCLUDE 15% SHIPPING & HANDLING OUTSIDE U.S.

MINIMUM ORDER \$10
VISA, M.C. BAC ACCEPTED — MIN \$20
NO COD'S PLEASE

CIRCLE 85 ON FREE INFORMATION CARD

NEW!

ELECTRONIC TOUCH ORGAN KIT



BATTERIES NOT INCLUDED

*Ideal kit for beginner or gift for children

\$24.50 ea.

Fantastic new design uses CMOS I.C. and a total of 39 semi-conductors to give a touch control keyboard, all the electronic parts in one PC Board. This organ is easy to build, yet has features like a full two-octave range touch keyboard, variable tremolo; two voices, built-in I.C. amplifier with volume control, complete with speaker and a specially designed plexi-glass case.

30MHZ FREQUENCY COUNTER KIT



Model 250-30A

Only \$59.50

Includes all parts, PC Board and Transformer

Take advantage of this new state-of-the-art counter featuring the many benefits of custom LSI circuitry. This new technology approach to instrumentation yields enhanced performance, smaller physical size, drastically reduced power consumption (portable battery operation is now practical), dependability, easy assembly and revolutionary lower pricing!

- 0.5" red LED 6 digits display
- Resolution: 1 Hz at 1 sec. 10 Hz at 1/10 sec.
- Sensitivity: 10 Mv RMS to 30 Hz
- Internal power supply: 5.2V at 1 amp regulated
- Input connector: BNC type
- Input power required: 117V AC 50/60 Hz
- Diode protected for over voltage input

DIGITAL CASSETTE TAPE C-60



COMPUTER RECORDING
All these tapes made in U.S.A. by a top cassette tape Co. Never Recorded—Reg. \$6.80 ea. 3 packs/\$5.00
Can be used in Audio Recording as well.

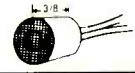
- Type A - With Leader Tape
- Type B - Without Leader Tape
- Without B.O.T. E.O.T.
- 60 Minute Recording Time
- Wipe Enable Tab
- ANSI Nomenclature
- ANSI Symbol Printing

SOUND ACTIVATED SWITCH



All parts completed on a PC Board. SCR will turn on relay, buzzer or trigger other circuit for 2~10 sec. (adjustable). Ideal for use as floor alarm, sound controlled toys and many other projects. Supply voltage 4.5V~9V D.C. \$1.75 ea./2 for \$3.00

Sub-Mini Size
Condenser Microphone
\$2.50 each
FET Transistor Built-in



SIGMA 78REI, 12DC RELAY
400R COIL SPDT
\$1.30 ea. or 10 for \$10.00
ALL BRAND NEW UNITS



COMPUTER GRADE CAPACITORS

5,600	MFD 60V	\$2.20 ea.
10,000	MFD 50V	\$3.25 ea.
11,500	MFD 75V	\$3.95 ea.
34,800	MFD 50V	\$4.25 ea.
39,000	MFD 12V	\$2.00 ea.
100,000	MFD 6V	\$3.50 ea.

CALCULATOR with STOPWATCH

6 Functions with % and memory
8 Digits big green display
*Built-in X'tal controlled stop watch count to 1/10 of a second.

Special Price Only \$16.50 Ea.

BATTERIES NOT INCLUDED



MECHANICAL DIGITAL CLOCK



Supply Voltage 110V AC, limited quantity \$15.50 ea.

WITH DAY AND DATE OF THE WEEK

This clock is beautifully designed. Case is made from high quality die cast alloy. Movement is the popular flip type with a back up light.

QUARTZ CRYSTALS

1 MHz	\$4.95
2 MHz	\$5.25
4 MHz	\$5.25
10 MHz	\$5.25
3.579 MHz	\$1.25



ELECTRONIC SWITCH KIT
CONDENSER TYPE
Touch on Touch Off
use 7473 I.C. and 12V relay
\$5.50 each

VHF MODULATOR

For TV Game or Computer
This unit converts the Video Signal to RF Signal.
Video Input: IVDC RF Output: 1.5 MV
61.25 MHz (channel 3)
Frg. Adjustable +3 MHz
ONLY \$4.50



TI 1955
Alternative AY3 8500 1
6 Game (28 Pin Dip)
TV Game Chip with Data
Tennis Squash hockey,
practice & 2 shooting.
Special Only \$6.50
PC Board for TV Game with Data \$2.50 ea.
Switch Box between Game & TV \$1.25 ea.

RCA STEREO AM-FM MUX TUNER AMP



5 Watt Per Channel RMS With
8 Track Tape Player Built In
Manufactured by RCA, maker of
Quality Systems. All Solid State
Circuitry with Beautifully detailed
panel. Limited Quantity.
ONLY \$53.50 ea.

ON-SCREEN TV CLOCK KIT

Same one as in July Radio
Electronics. Kit includes PC
Board, MM5318 and MM5841
chip. All other electronic parts
with transformer.
ONLY \$21.00

BIPOLAR LED

Jumbo size red/green change color
when reverse polarity of voltage.
Ideal for go/nogo indicator.
Two for \$1.00

I.C. TEST CLIPS

Same as the E-Z clips
With 20" Long Leads
In Black and Red Colors
\$2.75 per pair

TV Games



Direct Sales Only \$19.50
FEATURES:
• 4 Games - Tennis, Hockey, Racquet Handball and Single Handball.
• Auto counter display on the screen.

WIRE WRAPPING TOOL
\$29.50
Wire Wrapping In Bulk
100' \$2.00
500' \$8.50



Sub Mini Size PANEL METER
500 UA
ONLY \$1.20 ea

MATCHED PAIR
POWER TRANSISTORS
MOTOROLA MJE2955 PNP
MJE3055 NPN
10 AMP 60 VOLT 90 WATTS
\$2.25 PER PAIR

PERFORMERS
ALL 117 VOLT INPUT
30V at 15 amp \$30.00 ea.
36V CT at 3 amp \$ 4.50 ea.
50V CT at 2.5 amp \$ 4.50 ea.
48V CT at 2.5 amp \$ 4.50 ea.
12V or 24V at 2 amp \$ 3.90 ea.
24V CT at 800MA \$ 1.80 ea.
0.8V -12V at 400MA \$ 1.80 ea.

AC POWER SUPPLY
Adapter Type Transformer
12v AC Output 200 MA
\$2.75 each
6V DC Output 130MA \$1.90 ea.
8.7V DC Output 130MA \$1.90 ea.
12V DC Output 100MA \$1.90 ea.

150UA METER

only \$1.50 ea.

50 UA PANEL METER
First designed for metal
Finger Scales. Fits 0-10
but can be erased and your
own scale put on top. Brand
new in box. Only \$3.80 ea.

CLOCK KIT MOST POPULAR MM5314 KIT

WITH A NEW CASE!!
Features: 12 24 Hour Display
50 60 Hz Input, 6 Digits Reversible
Kit Includes: Case, Plastic Case
MM5314 Clock, Chirp PC Board and Trans
former, 6 Green Color 0-3 Time Relays
All other transistor Drivers and other Components.
Special Only \$14.95 ea.

MINI-SIZED I.C. AM RADIO

Size smaller than a box of matches!!
Receives all AM stations
Batteries and ear phone included

Only \$8.50



MINI-MINI TOGGLE SWITCH

Half size of submini toggle switch
rated 3 amp 125V AC contact
1 9 10 99
MS 2432P SPST 0.90 0.80
MS 244 SPDT 1.00 0.90
MS 245 DPDT 1.20 1.10
LARGE QUANTITY AVAIL FOR OEM

SUBMINIATURES TOGGLE SWITCHES

SPDT On Off \$1.30 ea.
3PDT On Off \$1.50 ea.
3PDT On Off \$1.75 ea.
Mini Size Rocket Type
Also Available at the Same Price

JOY STICK

4 100K Volume pot in one
unit. Very resistance pro
portional to the angle of
the stick. Perfect for elec
tronic games or model re
mote control.
only \$5.50

PUSH-BUTTON SWITCH

N/Open Contact
Color: Red, White, Blue,
Green, Black. 4/\$1.00
N/Close also
Available 50c ea.
LARGE QTY AVAILABLE

SOLID STATE ELECTRONIC BUZZER

Mini Size 1.4 x 3.4
Steady tone 1.5V 12V
Ideal for Alarm
or Tone Indicator
\$1.50 each

19 KEY HEXADECIMAL KEY PAD

• 1-0 • Homekey
• ABCDEF • Key
SPECIAL \$10.50 ea.

Low Cost Hexadecimal 16 Key Pad

Designed for Calculator.
Can be used for Computer
Data Entry Pad or Digital Lock.
All key tops blank with super
good touch feeling. \$0.95 ea.

DIGITAL ELECTRONIC LOCK KIT

for auto ignition, entry
door, burglar alarm, etc.
CMOS I.C. 4 Digits Programmable to
IN CIRCUIT Any Combination
400R RELAY AND KEY PAD NOT INCLUDED
\$6.50 ea.

POWER SUPPLY KIT

0-30V D.C. REGULATED
Uses UA723 and ZN3055 Power
TR output can be adjusted from
0-30V, 2 AMP. Complete with PC
board and all electronic parts.
0-30 POWER SUPPLY \$9.50 each
Transformer for Power Supply, 2 AMP 24V x 2 \$4.50 ea.
30V DC Panel Meter \$4.20

MA1003 12V DC CLOCK MODULE

Built in X'TAL controlled
time base. Protected against
automotive volt transients.
Automatic brightness con
trol with 0.3" green color
display. Display turnoff
with ignition "OFF".
\$19.50



FORMULA INTERNATIONAL INC.

12603 CRENSHAW BOULEVARD • HAWTHORNE CALIFORNIA 90250

For more information please call (213) 679 5162
STORE HOURS 10 Monday Saturday



more than
20,000 different
components

RECTIFIERS

	10	For	100
1N4001	.60		5.00
1N4002	.70		6.00
1N4003	.80		7.00
1N4004	.90		8.00
1N4005	1.00		9.00
1N4006	1.10		10.00
1N4007	1.20		11.00

JAPANESE TRANSISTORS

2SA484	2.44	2SC482	1.40	2SC1226A	.85	2SD170	1.50
2SA495	.60	2SC495	.85	2SC1237	4.00	2SD180	2.50
2SA497	1.44	2SC517	3.60	2SC1239	3.50	2SD188	2.70
2SA634	1.00	2SC634A	.60	2SC1306	3.50	2SD234	.85
2SA636	1.25	2SC710	49	2SC1307	4.75	2SD235	.85
2SA673	.70	2SC711	49	2SC1377	4.80	2SD313	1.05
2SA678	.65	2SC735	49	2SC1383	5.00	2SD314	1.50
2SA682	1.49	2SC756A	2.40	2SC1448	1.00	2SD315	1.20
2SA683	1.60	2SC778	3.50	2SC1449	.85	2SD358	1.10
2SA693	1.30	2SC781	2.50	2SC1678	2.00	2SD360	1.05
2SA694	1.45	2SC789	1.00	2SC1728	1.85	2SD427	2.55
2SA733	.49	2SC798	3.95	2SC1760	1.60	2SD525	1.50
2SA777	.99	2SC1000	4.5	2SC1816	3.50	2SK19	1.25
2SB54	.49	2SC1025	4.5	2SC1908	3.75	2SK30A	.75
2SB56	.95	2SC1013	95	2SC1908	4.9	2SK33	.90
2SB186	.49	2SC1014	95	2SC1957	1.00	2SK55	1.20
2SB187	.55	2SC1017	1.20	2SC1973	90		
2SB324	.60	2SC1018	1.00	2SC1975	3.50	3SK22Y	2.00
2SB370	.65	2SC1061	1.25	2SC2028	.85	3SK40	2.00
2SB405	.60	2SC1079	3.95	2SC2029	3.40	3SK45	2.20
2SB415	.65	2SC1096	.80	2SC2091	2.50	3SK49	2.20
2SB461	1.60	2SC1098	1.00	2SC2092	3.25		
2SB463	1.40	2SC1115	3.00				
2SB507	1.40	2SC1170B	4.95	2SD72	.80	4004	3.00
2SC771	.49	2SC1172	5.25	2SD77	1.50	4005	3.00
2SC72	.49	2SC1173	7.5	2SD88	4.80	40081	1.50
2SC481	1.50	2SC1179	.75	2SD118	3.00	40082	3.00

VOLT. REG

LM340K-5	1.70
LM340K-6	1.70
LM340K-8	1.70
LM340K-12	1.70
LM340K-14	1.70
LM340K-24	1.70
LM340T-5	1.50
LM340T-6	1.50
LM340T-8	1.50
LM340T-12	1.50
LM340T-15	1.50
LM340T-18	1.50
LM340T-24	1.50

5400 SERIES

5400	1.00
5404	1.25
5410	1.00
5426	1.25
5473	1.50
5475	1.50
5486	1.90
5493	2.00
54100	1.80
54LS04	1.00

OEM SPECIALS

1N34	.25	2N2905A	.30	2N3903	.16
1N60	.25	2N2906	.25	2N3904	.16
1N270	.25	2N2906A	.30	2N3905	.16
1N914	.10	2N2907A	.25	2N3906	.16
2N173	1.75	2N2913	.30	2N3954A	3.75
2N404	.75	2N2914	1.20	2N3957	1.25
2N443	2.50	2N3019	1.00	2N3958	1.20
2N508A	.45	2N3053	.30	2N4037	.60
2N718	.25	2N3054	.70	2N4093	.85
2N930	.25	2N3055	.75	2N4124	.16
2N956	.30	2N3227	1.00	2N4126	.16
2N1302	1.25	2N3247	3.40	2N4141	.20
2N1305	.75	2N3250	.50	2N4142	.20
2N1540	.90	2N3393	.20	2N4143	.20
2N1544	.80	2N3394	.17	2N4220A	.45
2N1560	2.80	2N3414	.17	2N4234	.95
2N1605	1.75	2N3415	.18	2N4400	.16
2N1613	.75	2N3416	.19	2N4401	.16
2N1711	.50	2N3417	.20	2N4402	.20
2N1712	.70	2N3442	.185	2N4403	.20
2N1610	.70	2N3553	1.50	2N4409	.16
2N2218	.25	2N3563	.20	2N4410	.16
2N2218A	.30	2N3565	.20	2N4441	1.00
2N2219	.25	2N3638	.20	2N4442	1.15
2N2219A	.30	2N3642	.20	2N4443	1.35
2N2221	.25	2N3643	.20	2N4852	.55
2N2221A	.30	2N3645	.20	2N5061	.30
2N2222	.25	2N3646	.14	2N5064	.50
2N2222A	.30	2N3731	3.75	2N5130	.20
2N2270	.40	2N3740	1.00	2N5138	.15
2N2484	.25	2N3771	1.75	2N5296	.50
2N2712	.32	2N3772	1.00	2N5306	.40
2N2714	.18	2N3773	3.00	2N5400	.20
2N2904	.25	2N3819	.40	2N5401	.50
2N2904A	.30	2N3823	.70	2N5457	.35
2N2905	.25	2N3866	1.25	2N5458	.30

7400 TTL

7400	.18	7442	1.08	74107	.49
7401	.21	7448	1.15	74121	.55
7402	.21	7450	.26	74122	.49
7404	.21	7451	.27	74123	1.05
7405	.24	7453	.27	74125	.60
7407	.45	7454	.41	74126	.81
7408	.25	7460	.22	74132	3.00
7409	.25	7472	.39	74141	1.15
7410	.20	7473	.45	74150	1.10
7411	.30	7474	.45	74151	1.25
7413	.85	7475	.80	74153	1.35
7416	.43	7482	1.75	74154	1.54
7417	.43	7483	1.15	74157	1.30
7420	.21	7485	1.12	74161	1.45
7422	1.50	7486	.45	74164	1.65
7425	.43	7488	.45	74165	1.65
7427	.37	7490	.69	74166	1.70
7428	.35	7491	1.20	74174	1.95
7430	.26	7492	.82	74175	1.95
7432	.31	7493	.82	74180	1.05
7437	.47	7494	.91	74181	3.55
7438	.40	7495	.91	74191	1.50
7440	.21	7496	.91	74195	1.00
7441	1.10	74100	1.25	74197	1.00

JAPANESE CIRCUITS

AN136	2.90	LA4400FS	3.40	TA7055P	3.00	UPC20C	3.75
AN214	3.35	LA4400FR	3.40	TA7060P	1.40	UPC41C	2.80
AN239	6.50	LD312	2.40	TA7061P	1.50	UPC563H	8.00
AN241	2.40	M515SPR	7.80	TA7070P	1.50	UPC566H	1.25
AN315	3.50	PLL01A	13.50	TA7073P	2.00	UPC575C	2.60
BA511	3.00	PLL02A	8.50	TA7089P	3.75	UPC585C	2.95
BA521	3.40	PLL02A-G	8.50	TA7120P	1.50	PC1001H2	3.50
HA1202	2.20	SG613	6.75	TA7150P	3.75	UPC1008C	3.50
HA1306	4.90	STK011	7.50	TA7153P	6.90	UPC1020H	3.25
HA1308	4.50	STK015	6.50	TA7203P	4.25	UPC1025H	3.50
HA1322	4.20	STK032	14.20	TA7204P	3.70	UPC1156H	4.50
LA1201	4.25	STK050	24.50	TA7205P	3.60	UPD277C	4.50
LA4031P	3.20	STK056	11.35	UH1C003	6.50	UPD857C	15.58
LA4032P	4.20	STK415	8.50	UH1C004	6.50	UPD858C	9.50
LA4051P	3.20	TA7045M	3.25	UPC16C	2.50	UPD861C	18.50

CHECK OUR NEW LOWER PRICES



NEW-TONE
ELECTRONICS

PO BOX 1738A Bloomfield, N.J. 07003
Phone (201) 748-6171, 6172, 6173

N.J. residents add 5% sales tax.
All orders add \$1.00 Postage \$1.50 Canada
minimum order \$5.00

PARTIAL LISTING - WRITE FOR FREE CATALOG

CIRCLE 1 ON FREE INFORMATION CARD

UNIVERSAL 4Kx8 MEMORY BOARD KIT
\$69.95
32-2102-1 fully buffered, 16 address lines, on board decoding for any 4 of 64 pages, standard 44 pin buss

EXPANDABLE F8 CPU BOARD KIT
\$99.00
featuring Fairbug PSU 1K of static ram, RS 232 interface, documentation, 64 BYTE register

4K BASIC FOR FAIRBUG F8
on paper tape \$25.00

C/MOS (DIODE CLAMPED)
74C10 - 22 4012 - 22 4023 - 22 4046 - 2.25
74C193 - 1.50 4013 - 40 4024 - 75 4049 - 4.00
4001 - 22 4015 - 95 4025 - 22 4050 - 4.00
4002 - 22 4016 - 40 4027 - 40 4055 - 1.50
4006 - 1.20 4017 - 1.05 4028 - 85 4071 - .25
4007 - .22 4018 - 1.00 4029 - 1.10
4009 - .42 4019 - .25 4030 - 22 4076 - 1.05
4010 - .42 4020 - 1.05 4043 - 1.10
4011 - 22 4022 - 95 4042 - 7.00

W5U-30 Hand wire wrap tool used to wrap, unwind & strip #30 wire \$5.30

#24 EIGHT CONDUCTOR SPECTRA FLAT CABLE 10/5/1.50 100/5/13.50
DIP SOCKETS 8 PIN 22 24 PIN 40 14 PIN 25 28 PIN 50 16 PIN 28 40 PIN 60 18 PIN 30
#30 WIRE WRAP WIRE SINGLE STRAND 100/7/1.40

2708 8k EPROM (450 ns) \$1.75
2522 STATIC SHIFTER REG \$1.95
2513 CHARACTER GEN \$6.75
2512PIB x 2 BIT SR \$3.50
TMS4050M-4K dms RAM \$4.95
5203-2C EPROM \$4.50
2102 11024 BIT RAM (450 ns) \$1.19
2107B \$3.50
MK4008P \$1.95
528U 4K DYNAMIC RAM \$4.75
1101A 256 BIT RAM \$1.75
MM5203 UV PROM \$6.95
1702A UV PROM \$4.95
5204 4K PROM \$10.95
8253 \$1.95
AY-5-1013 UART \$6.95

LIGHT ACTIVATED SCR'S TO 18 200V 1A \$1.10

SILICON SOLAR CELLS 2 1/2" diameter .4V at 500 ma \$4.00

LED READOUTS FND 359 C.C. 4" \$5.00 DL-704 3" C.C. \$9.95 FND 70 C.C. 4" \$5.00 MAN-7.3" C.A. \$9.95 FND 503 C.C. 5" \$8.95 NS 33-3 dig array \$7.75 FND 510 C.C. 5" \$8.95 DL 747 C.A. 6" \$1.95

PRINTED CIRCUIT BOARD
4 1/2" x 6 1/2" SINGLE SIDED EPOXY BOARD 16" thick (optimal) \$60 ea 5/52 60

7 WATT LD-65 LASER DIODE IR \$8.95
2N 3820 P.F.F.T. \$4.45
2N 5457 N.P.F.T. \$5.45
2N 2646 \$5.20
ER 900 TRIGGER DIODES 4 \$1.00
2N 6028 PROG. UJT \$5.65

MINIATURE MULTI-TURN TRIM POTS 100, 500, 1K, 2K, 5K, 10K, 25K, 50K, 100K, 200K, 500K 1 Meg \$7.5 each 3/32 00

CCD-202-100 x 100 charge coupled device image sensor \$145.00

VERIPAX PC BOARD
This board is a 116 pin DIP LED and ETCHED board, 4 1/2" x 6 1/2" DRILLED and ETCHED which will hold up to 21 single 14 pin IC's or 8, 16, or LSI DIP IC's with buses for power supply connector. \$4.00
MAY 5681 YELLOW-GREEN \$1.00
BIPOLEAR LED \$1.50
FP 100 PHOTO TRANS \$5.90
RED, YELLOW, GREEN or AMBER \$6.00
LARGE LED'S \$6.00
1L5 (MCT-2) \$7.75
MOLEX PINS \$100/\$1.00

10 WATT ZENERS 3.9, 4.7, 5.6, 8.2, 12, 18, 22, 100, 150 or 200V ea \$.60
1 WATT ZENERS 4.7, 5.6, 10, 12, 15, 18 or 22V ea \$9.95
MC6860 MODEM CHIP

Silicon Power Rectifiers
PRV 1A 3A 12A 50A 125A
100 06 14 30 80 370
200 07 20 35 115 425
400 09 25 50 140 650
800 11 30 70 180 850
1600 15 35 90 230 1050
3000 20 45 110 275 1250

SAD 1024 a REDICION 1024 stage analog "Bucket Brigade" shift register \$18.95
IN 4148 (INSTR) 15 \$1.00

NCA RI OPTICAL LIMIT SWITCH \$1.50

REGULATORS
309K \$.95 340K 5.12 15
723 \$.50 or 24V \$.85
LM 375 \$.60 340T 5.6, 8, 12
320K 5 or 15V \$1.40 78 MG \$1.39
320T 5, 15 or 24V \$1.15 79 MG \$1.35

RS232 DB 25P male \$2.95 DB 25S female \$3.50

CONNECTORS

TRANSISTOR SPECIALS

MRF-8004 a CB RF Transistor	\$1.50
2N3772 NPN Si TO 3	\$1.00
2N1546 PNP GE TO 18	\$.75
2N1908 PNP Si TO 3	\$ 1.00
2N6056 PNP Si TO 3 Darlington	\$ 1.70
2N5086 PNP Si TO 92	\$ 4.00
2N4898 PNP TO 66	\$.60
2N404 PNP GE TO 5	\$ 5.00
2N3919 NPN Si TO 3 RF	\$ 1.50
2N5413 NPN Si TO 92	\$ 3.00
2N3767 NPN Si TO 66	\$.70
2N2222 NPN Si TO 18	\$ 5.00
2N3055 NPN Si TO 3	\$.60
2N3904 NPN Si TO 92	\$ 5.00
2N3906 PNP Si TO 92	\$ 5.00
2N5296 NPN Si TO 220	\$.50
2N6103 PNP Si TO 220	\$.65
2N3638 PNP Si TO 5	\$ 5.00

TTL IC SERIES

7400 - 16	744
-----------	-----

hobbi house

Send for Free Hobbi House Catalog
969 BALL AVE., UNION, N.J. 07083

lowest prices




**MA1003
MOBILE CLOCK
MODULE (National)**
\$18⁹⁵ complete

Attaches directly to 9-12V Battery. Automatic Nighttime Dimming. Fluorescent Display gives Color Choice (Red, Blue, Green or Yellow) when used w/corresponding Color Filter. Includes — Module, Switches, & Filter.

ALUMINUM CASE WITH FILTER.

(switches included with clock kit). In Silver, Bronze, Black and Gold. Filter colors — red, blue, green, or yellow. **\$5.75**

INTRODUCING ALL NEW 3-WAY AUTO SPEAKER STEREO SYSTEM



Two 6"x9" 20 ounce 3-Way Speakers complete with chrome accents padded vinyl grills, mounting cables and hardware. **Only \$49.95**

3-WAY Concert Hall Sound

WOOFER — Heavy duty 6"x9" high compliance woofer, with foam rolled edge, delivers full bass ranges. Air suspension allows free cone response.

TWEETER — 2" Mylar cone supertweeter provides ultimate in high frequency reproduction.

MID-RANGE — Powerful 3" deluxe mid-range adds dimension to between frequency response for enhanced clarity in mid-range sound.

**\$99.95 AM/FM Cassette Stereo \$99.95
WITH ENCLOSED SPEAKERS**
Complete with all mounting hardware
NOT A KIT

12VDC Regulated CB Power Supply
Converts 120VAC to Regulated 12VDC
Use Car CB or Stereo at Home
Complete — NOT A KIT — **\$18.95**

TRANSFORMER 6.3 volts at 1.2 amps — \$1.49

DIFFUSED LED's JUMBO RED LED's
7/\$1.00 0.2", and Factory Prime 100/\$11.00

DL 741 Jumbo 7 Segment Displays
Common Anode — **\$1.35**

Sound Actuated Switch — \$.85

6 FT LINE CORDS — 6 for \$1.00

Your Home for Quality Kits, Projects and Components
Toll-Free Wats Line — 800-631-7485 • Open Saturdays
In New Jersey Call (201) 964-5206

WESTINGHOUSE TUBE SPECIAL BOXED AND BRANDED

6GH8A	\$1.60
6LQ6/6JE6C	4.00
6DW4B/6CL3	2.00
3A3C	2.50
6HM5/6HA5	2.00
6FQ7/6CG7	1.60
6LB6	4.00
6GF7A	2.50
6BK4C/6EL4A	4.00
8FQ7/8CG7	2.00
6JS6C	4.00
12GN7A/12HG7	3.00
6GJ7/ECF801	2.00
17JZ8	2.00
5GH8A	2.50

Dual Range DIGITAL Voltmeter/ MULTI-METER kit \$29.95 DVM kit only

0 to + .2 Volts DC — 0 to + 2 Volts DC
• Features latest Technology DVM chip set

• Non Critical Comp.
• High Noise Rejection
• Accuracy to within .001

Contains — P.C. Boards; 4-large .50 Fairchild Readouts; Display Drivers; Op-Amps; Inverter; all electronic comp. Switches, Pots; Complete Instructions and Specs; & DVM Chip Set Requirements: Power Supply w/ +5V, +15V and -15V.

OPTIONS — Set/Precision Resistors for Increasing Voltage Range up to 200 Volts — \$2.95

Complete Multi-Meter Kit including Power Supply — \$49.95

NEW KIT SPECIALS

MOTOR SPEED CONTROL / LIGHT DIMMER **\$8.99**

Adjust motor speed to suit application or use as a light dimmer control. A.C. operated. Case and assembly instructions included.

CODE PRACTICE OSCILLATOR **\$10.**

Practice Morse code with this battery operated (not included) compact portable code generator. Emits a loud pleasant tone. Case and assembly instructions included.

ELECTRONIC DICE **\$15.**

LED's arranged as dice. Each press of the toss switch generates a random roll of the dice. Operates on 9 volt battery (not included). Case and assembly instructions included.

ELECTRONIC COIN TOSS / DECISION MAKER **\$9.95**

Generates a statistically random "coin toss" for those difficult decisions requiring an unbiased guess. Great fun testing your ESP too. Battery operated (not included). Case and assembly instructions included.

T.V. SCRAMBLER **\$12.99**

Use to remotely blank out T.V. set during commercials or while answering phone. Can also be used as a high frequency oscillator. Battery operated (not included). Case and assembly instructions included.

F-M TRANSMITTER. **\$13.99**

Portable battery operated F-M transmitter enables you to broadcast over your F-M radio. Use as a portable microphone or in-house paging system.

TTL POWER SUPPLY **\$11.95**

5 volt, 600ma., regulated power supply. Use to power all your TTL projects. Case and assembly instructions included.

AUDIO AMPLIFIER **\$12**

Use as a portable P.A. system or remote listening device. Easy to assemble, battery operated (not included) and great fun. Case and assembly instructions included.

NEON RANDOM BLINKER **\$7.95**

Randomly flashes six neon lamps. A-C operated. Case and assembly instructions included.

TRANSISTOR & SEMI- CONDUCTOR TESTER **\$18.99**

Use to check a wide range of bipolar transistors either in or out of circuit. Designed for dynamic testing for both NPN and PNP types. Attractive case and assembly instructions included.

TRANSISTOR CURVE TRACER **\$49.95**


Adapts to your scope to form a transistor tester that generates a family of characteristic curves to give you semi-conductor information not otherwise obtainable (beta, leakage current, forward resistance, etc.). Will test both signal and power devices. Case and assembly instructions included.

SIGNAL INJECTOR **\$10.**

Useful for checking and troubleshooting amplifiers, radios, stereos, etc. Generates a 1-kHZ tone with harmonics to 250 MHZ. Battery operated. Case and assembly instructions included.

Terms and Conditions

Orders Shipped Within 24 Hours
\$5.00 Minimum Order,
Telephone C.O.D.'s accepted.
**\$15.00 Minimum Bank Americard/
MasterCharge order.**
Add \$1.00 Postage for orders under \$10.00.
Outside Continental U.S. add postage - U.S. Funds.
N.J. Residents add 5% Sales Tax.
Money Back Guarantee.



SEE IN THE DARK

IR viewer complete ready to operate. Guaranteed by the manufacturer. Portable, runs on lantern battery. New, see in total darkness. No shipments to Calif. Comes complete with built in IR source and adjustable focus lens. SPL-21 \$199.00

CHARACTER GENERATOR CHIP
Memory is 512X5 produces 64 five by seven ASCH characters. New by National, w/specs \$8.00

TOUCHTONE ENCODER CHIP
Compatible w/Bell system. Ideal for repeater work. W/specs \$6.00

SMOKE—FIRE—INTRUDER ALARM
12 VDC w/5 inch loud bell, w/instructions. Fine biz. for car, camper, boat, home W/instructions \$20.00

CATALOG SP-10 NOW READY
customer pays all postage
MESHNA, PO BOX 62, E. Lynn Ma 01904

CIRCLE 29 ON FREE INFORMATION CARD

MOVING?

Don't miss a single copy of **Radio-Electronics**. Give us:

Six weeks' notice

Your old address and zip code

Your new address and zip code

ATTACH LABEL HERE

name (please print) _____
address _____
city state zip code _____

Mail to: Radio-Electronics
SUBSCRIPTION DEPT., P.O. BOX 2520,
BOULDER, COLO. 80322

ADVERTISING INDEX

RADIO-ELECTRONICS does not assume any responsibility for errors that may appear in the index below.

Free Information Number Page

19	Advance Electronics	22,26,84
	Aidelco	90
	American Technology	84
5	Avanti	Cov. IV
7	AP Products	16
48	B & K Precision Dynascan	86
	Burnstein Applebee	92
41	Chemtronics	7
	CIE—Cleveland Institute of Electronics	18-21
42	Communications Electronics	96
87	Contemporary Marketing	89
27	Continental Specialties	27
	CREI—Div. of McGraw Hill Continuing Education	62-65
75	Davis Electronics	73
47	DRI Industries	17
33	Electronics Book Club	13
40	EICO	90
24	Enterprise Development	96
71	EMC—Electronic Measurements	92
	Fidelity Sound	94
25	Fluke	94
	Forest Belt	35
61	Grantham College of Engineering	96
	GTE-Sylvania—Consumer Renewal	23
100	Heath	28-31
79	Hickok Electrical Instruments	76
15	Indiana Home Study	87
73	International Crystal	91
23	International Electronic Systems	95
57	James Electronics	25
82,2	Leader	71,73
69	Mallory	36
16	Mountain West Alarm Supply	96
13	National Camera	88
	National Technical Schools	80-83
66	Netronics R & D Ltd.	87
	National Radio Institute (NRI)—Div. of McGraw Hill Continuing Education Center	8-11
20	O.K. Machine & Tool	Cov. III
22	PAIA	88
63	Panavise	85
58	Parasitic Engineering	92
18	Platt Luggage	93
74	Pomona	79
84	PTS Electronics	32
	Radio Shack	5
35	Rye Industries	32
28	Schober Organ	75
10	Senore	34
46	Shure Brothers	Cov. II
6	Sinclair Radionics	1
8	Southwest Technical Products	33
12	Spacekom	77
32	Telematic—Div. of UXL	93
65	Ungar—Div. of Eldon Industries	24
30	VIZ Mfg.	15
31	Weller-Xcelite Div. of Cooper Industries	2
72	Wersi Electronics	90
52	Wilson Electronics	6
81	Wintek	84
	Market Center	
78	Ace Electronics	104
34	Active Electronics	98
59	ADVA Electronics	102
	AMC Sales	112
	ATV Research	118
77	AVR Electronics	112
	Karel Barta	114
60	Babylon Electronics	116
	Burdex Security	114
76	Chaney Electronics	97
	Command Productions	104
	CFR Associates	104

	Dage Scientific Instruments	114
88	Delta Electronics	102
	Devtronix Organ Products	98
49	Diamondback Electronics	100
89	DRC Electronics	108
43	Digi-Key	113
51	Electronic Discount Sales	100
68	Etco Electronics	99
	Fair Radio Sales	114
39	Fordham Radio Supply	112
90	Formula International	119
	Fowler Alarms	112
9	Fuji-Svea	104
70	Godbout Electronics	98
	Golden Enterprises	112
36	Hobbi House	121
	Information Unlimited	112
3	Integrated Circuits Unltd.	109
53,85	International Electronics	101,118
55,56	James Electronics	110,111
	Krystal Kits	104
	Lab Science	114
	Lakeside Industries	112
29	Meshna	122
86	Morrow's Micro Stuff	116
1	New Tone Electronics	120
80	Olson	100
62	Optoelectronics	105
17	Page Digital Electronics	116
67	Poly Paks	103
4	Quest	114
44	Radio Hut	106
38	Ramsey Electronics	108
14	J.B. Saunders	115
45	SD Sales	107
21	Solid State Sales	120
	Surplus Center	118
26	Tarbell	102
	Tasco	112
11	Tri-Star	118
	Trumbull	98
64	West Side Electronics	114
54	Wizard of Parts	117

MOVING?

Don't miss a single copy of **Radio-Electronics**. Give us:

Six weeks' notice

Your old address and zip code

Your new address and zip code

ATTACH LABEL HERE

name (please print) _____
address _____
city state zip code _____

Mail to: Radio-Electronics
SUBSCRIPTION DEPT., P.O. BOX 2520,
BOULDER, COLO. 80322



"INDUSTRIAL" WIRE WRAPPING TOOL

Model BW 520 is a battery operated wire-wrapping tool, also available in reversible models for wrapping and unwrapping operations. The rechargeable nickel cadmium battery is self contained in the handle of the tool. Also available with "Backforce" device to prevent overwrapping.

Uses any 24AWG thru 32AWG wrapping bits and sleeves.



OK MACHINE & TOOL CORPORATION

3455 Conner St., Bronx, N Y 10475 / (212) 994-6600 / Telex 125091

Model **BW520**

NEW



BATTERY WIRE- WRAPPING TOOL

ONLY **\$108.70**

BATTERIES INCLUDED

BIT & SLEEVE NOT
INCLUDED

Model **BW928**

NEW



BATTERY WIRE- WRAPPING TOOL

ONLY **\$49.95**

BATTERIES NOT
INCLUDED

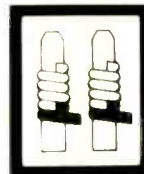
BIT & SLEEVE NOT
INCLUDED



"INSTALLATION AND FIELD SERVICE" WIRE WRAPPING TOOL

Model BW 928 is a battery operated wire wrapping tool, also available in reversible models for wrapping and unwrapping operations. Exceptionally useful for installation and field service work, or small production jobs. Available with "Backforce" device to prevent overwrapping.

Uses any 24AWG thru 32AWG wrapping bits and sleeves.




OK MACHINE & TOOL CORPORATION

3455 Conner St., Bronx, N Y 10475 / (212) 994-6600 / Telex 125091



"HOBBY" WIRE WRAPPING TOOL

For AWG 30, .025" (0.63mm) sq. post, "MODIFIED" wrap, positive indexing, anti-overwrapping device.



OK MACHINE & TOOL CORPORATION

3455 Conner St., Bronx, N Y 10475 / (212) 994-6600 / Telex 125091

Model **BW630**

NEW



BATTERY WIRE- WRAPPING TOOL

ONLY **\$34.95**

BATTERIES NOT
INCLUDED

COMPLETE WITH
BIT & SLEEVE

CIRCLE 20 ON FREE INFORMATION CARD

avanti

ASTRO BEAM

is the most efficient 3 element antenna for CB



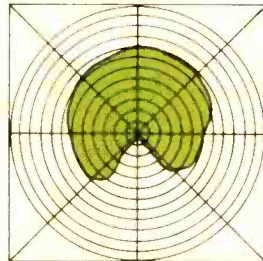
High strength weather resistant Cyclocac hubs for durability

Low wind load and mechanically balanced configuration.

40
CHANNEL
ENGINEERED

CO-INDUCTIVE COUPLING IS THE KEY TO BETTER PERFORMANCE ...

we started with another Avanti antenna — the Astro Plane (patented) — as a radiator, then added a reflector and a director to achieve the co-inductive beam configuration. The Astro Plane has more gain to begin with than a dipole which is commonly used as the radiator of a beam and it couples to the director and the reflector more efficiently. This close coupling results in an unprecedented 40 db front-to-back ratio. A 40 db+ rejection means that if a signal is coming in at a certain strength and the ASTRO BEAM is turned around so that the back is toward the signal, the signal will drop 40 db or more*.



*The Actual Astro Beam Polar Plot Shows Signal at 41 db Power Level Reduced to Almost 0 db on Back of Antenna. Think of how you can cut out unwanted signals with this kind of rejection.

Forward gain of 11 db over an isotropic source is a means of rating the antenna's ability to increase, receive, and transmit signals. The point here is that the ASTRO BEAM has about 1 db more than the best 3 element beam currently on the market. This gain has the equivalent of multiplying your power about 12.5 times.

SPECIFICATIONS

- Rejection — 40 db+ front-to-back
- Forward Gain — 11 db over an isotropic source
- Impedance — 50-52 ohms
- Boom Length — 10½ feet, Weight — 14 lbs.
- Mode — Vertical Beam
- Wind Load Area — 2.6 sq. ft.
- Light to Medium duty rotor needed
- Turning Radius — 63 inches
- Power Multiplication — 12.6x
- AV-150

Avanti has a complete line of High Performance Mobile Antennas from \$11.95 to \$72.50.



from the makers of the famous



MOONRAKER

Avanti Research & Development, Inc. 340 Stewart Avenue Addison, IL 60101
CIRCLE 5 ON FREE INFORMATION CARD

www.americanradiohistory.com