


Computers & Electronics

APRIL 1983

formerly Popular Electronics

\$1.50

The Commodore-64 Computer: Its Wonders & Potential
A Remote Security Controller & Voice Communicator
Converting TRS-80 Computer Data to Analog Signals



**Maximize your
Computing
Comfort
& Efficiency!**

CUPERTINO CA 95014

6450 MYRTLEWOOD DR

L DARKNELL JR 04*3K


303092 DRK 6450M091 141D DEC83



Also in This Issue:
Computer Game Reviews
New Digital Audio Hardware

TUNE IN THE SATELLITES

The DRAKE ESS2250 is a *complete* satellite TV reception system—*everything* you need to bring satellite TV into your home for the ultimate in selective TV viewing pleasure. At the heart of the system is a precision-contoured, ten-foot antenna which anyone can easily assemble "on-site", using simple hand tools. Mounted in the shroud at the focal point of the antenna is a sophisticated array of electronic gear capable of capturing weak satellite signals with impressive results. And the sturdy polar-mount is designed for easy manual or motorized rotation (optional) over the entire satellite arc.



You exercise complete control over the entire system with the DRAKE ESR224 earth station receiver which features the latest in solid-state microwave technology to provide superb performance and reliability. The functional design and contemporary styling of the receiver (along with a full line of accessories) will complement and ensure compatibility with any audio/video entertainment center for years to come. This system can be simply attached to any TV set and detailed instructions make it easy for the homeowner or local dealer to install everything with confidence. The entire package is easily shipped via U.P.S. to any continental U.S.A. location.

The DRAKE ESS2250 is pre-engineered to provide sharp, interference-free reception to most continental U.S. locations.

Write for our free color brochure and name of your local dealer. Your Drake dealer can provide a demonstration and complete technical information.



THE WIRELESS MUSEUM
SPACE

SIMULATED TV PICTURE

ESS2250 SYSTEM FULL PERFORMANCE SATELLITE TV RECEPTION



R.L. Drake Company
540 Richard Street; Miamisburg, Ohio 45342
Phone: (513) 866-2421 Telex: 288-017

You can be confident when you buy DRAKE... the first name in satellite TV systems.

CIRCLE NO. 75 ON FREE INFORMATION CARD

HUGE ELEK-TEK DISCOUNTS ON TI-99/4A Home Computer System



TI-99/4A KEYBOARD

CALL FOR PRICE



TEXAS INSTRUMENTS

INCORPORATED

Model	Name	Mr. Sugg. Ret.	Elek-Tek Price	Model	Name	Mr. Sugg. Ret.	Elek-Tek Price
COMSOLE				APPLICATION PROGRAMS CONTINUED			
PHC 004A	TI-99/4A Home Computer (incl. RF Modulator)	450.00	CALL	PHD 5086	Education/Personal Enrichment Continued		
PERIPHERALS				Education/Personal Enrichment Continued			
PHP 1200	Peripheral Expansion Box	249.95	180.00	PHD 5087	Natural Science (Extended BASIC Command Module is required)	29.95	24.00
PHP 1202	RS-232 Card	174.95	130.00	PHD 5088	Social Science (Extended BASIC Command Module is required)	29.95	24.00
PHP 1240	Disk Controller Card (One Disk Manager module packed with each Disk Controller)	249.95	180.00	PHD 6007	Teach Yourself BASIC (Extended BASIC Command Module and printer are required)	29.95	24.00
PHP 1290	Expansion System Disk Drive (Disk Controller required)	299.95	215.00	PHD 6009	Music Skills Trainer	25.95	20.00
PHP 1260	Memory Expansion Card (32K RAM)	299.95	180.00	PHD 6011	Marker Simulation	14.95	12.00
PHP 1270	P-Code Card (32K RAM Memory Expansion required)	249.95	180.00	PHD 6018	Teach Yourself Extended BASIC (Extended BASIC Command Module is required)	15.95	16.00
PHP 1500	Solid State Speech™ Synthesizer	149.95	500.00	PHD 6026	Speak & Spell™ Program (Solid State Speech™ Synthesizer and Terminal Emulator II are required)	24.95	20.00
PHP 1600	Telephone Coupler (Modem)	224.95	153.00	PHD 6041	Bridge Bidding II	24.95	20.00
PHP 2500	TI 80 Column Impact Printer	750.00	500.00	PHD 6042	Speak Writer (Terminal Emulator II Command Module and Solid State Speech™ Synthesizer are required)	24.95	20.00
PHP 2300	VCR Controller	699.95	38.00	PHD 8067	Beginner's BASIC Tutor	24.95	20.00
PHP 2400	P-Code Peripheral	399.95	290.00	Entertainment			
PHA 2100	R-F Modulator (TV Adapter)	49.95	320.00	Command Modules			
PHA 4100	10 Color Monitor	399.95	85.00	Texas Instruments Packages			
OPTIONAL ACCESSORIES				Adventure International Adventure Series (Developed by Scott Adams) (PHM 3041T required)			
PHA 1100	Wired Remote Controls (Pair)	34.95	28.00	PHM 3041	Adventure (Private Adventure Cassette Game Included)	49.95	40.00
PHA 1950	Thermal Paper (2 Pkts)	8.95	8.00	PHM 3042	Adventure (Private Adventure Cassette Game Included)	49.95	40.00
PHA 2000	Dual Cassette Cable	14.95	12.00	PHM 3043	Adventure (Private Adventure Cassette Game Included)	49.95	40.00
PHA 2010	Monitor Cable	19.95	15.00	PHM 3044	Adventure (Private Adventure Cassette Game Included)	49.95	40.00
PHA 2020	Audio Adapter (Headphone Jack)	19.95	15.00	PHM 3045	Adventure (Private Adventure Cassette Game Included)	49.95	40.00
PHA 2310	Panasonic VCR Controller Cables	99.95	85.00	PHM 3046	Adventure (Private Adventure Cassette Game Included)	49.95	40.00
PHA 2320	Sony VCR Controller Cables	99.95	85.00	PHM 3047	Adventure (Private Adventure Cassette Game Included)	49.95	40.00
PHA 2330	Pioneer VCR Controller Cables	99.95	85.00	PHM 3048	Adventure (Private Adventure Cassette Game Included)	49.95	40.00
APPLICATION PROGRAMS				Other Application Programs			
Home Management/Personal Finance				Command Modules			
PHM 3006	Home Financial Decisions	29.95	24.00	PHM 3001	Speech Editor (Solid State Speech™ Synthesizer is required)	69.95	58.00
PHM 3007	Household Budget Management (Data storage system is required)	39.95	32.00	PHM 3011	Speech Editor (Solid State Speech™ Synthesizer is required)	69.95	58.00
PHM 3012	Security Analysis	54.95	84.00	PHM 3014	Statistics (Data storage system is recommended)	44.95	36.00
PHM 3013	Personal Record Keeping (Data storage system is recommended)	49.95	60.00	PHM 3015	Terminal Emulator II	96.95	78.00
PHM 3016	Tax Investment Record Keeping (Data storage system is recommended)	69.95	56.00	PHM 3016	Editor/Assembler	49.95	40.00
PHM 3022	Personal Real Estate (Data storage system is recommended)	69.95	56.00	PHM 3017	Math Memory (10K)	49.95	40.00
PHM 3244	Personal Report Generator (Data storage system is recommended)	49.95	30.00	PHM 3043D	SUW Electrical Engineering Library (2 Disks included)	149.95	120.00
PHM 3111	TI Writer (32K Memory Expansion required)	99.95	75.00	PHM 3045T	SUW Electrical Engineering Library (10 Cassettes included)	149.95	120.00
PHM 3113	Microsoft Multiplan™	99.95	75.00	DISKETTE			
PHD 5001	Diskette Making List	69.95	56.00	PHD 5004	Programming Aids I	12.95	12.00
PHD 5003	Personal Financial Aids	19.95	16.00	PHD 5005	Programming Aids II	24.95	20.00
PHD 5021	Checkbook Manager	19.95	16.00	PHD 5006	Math Routine Library	25.95	20.00
PHD 5022	Business Aids Library—Finance Management (Extended BASIC Command Module is required)	39.95	37.00	PHD 5007	Electrical Engineering Library	25.95	20.00
PHD 5024	Business Aids Library—Inventory Management (Personal Record Keeping or Statistics Command Module is required)	69.95	56.00	PHD 5012	Graphics Package	19.95	16.00
PHD 5027	Business Aids Library—Invoice Management (Personal Record Keeping or Statistics Command Module is required)	69.95	56.00	PHD 5014	Structural Engineering Library	25.95	20.00
PHD 5029	Business Aids Library—Cash Management (Extended BASIC Command Module is required)	39.95	32.00	PHD 5044	AC Circuit Analysis	26.95	24.00
PHD 5038	Business Aids Library—Lease-Purchase Decisions	69.95	56.00	PHD 5063	UCSD PASCAL Compiler (32K Memory Expansion and P-Code required)	124.95	100.00
PHD 6003	Personal Financial Aids	14.95	12.00	PHD 5064	UCSD p System Assembler/Linker (32K Memory Expansion and P-Code required)	95.95	80.00
PHD 6038	Business Aids Library—Lease-Purchase Decisions	59.95	85.00	PHD 5065	UCSD p System Editor/Translator (32K Memory Expansion and P-Code required)	74.95	60.00
EDUCATIONAL/PERSONAL ENRICHMENT				Command Modules			
Command Modules				Other Application Programs			
PHM 3002	Early Learning Fun	29.95	24.00	PHM 3001	Speech Editor (Solid State Speech™ Synthesizer is required)	69.95	58.00
PHM 3003	Beginning Grammar	29.95	24.00	PHM 3011	Speech Editor (Solid State Speech™ Synthesizer is required)	69.95	58.00
PHM 3004	Number Magic	29.95	24.00	PHM 3014	Statistics (Data storage system is recommended)	44.95	36.00
PHM 3005	Video Graphics	19.95	16.00	PHM 3015	Terminal Emulator II	96.95	78.00
PHM 3006	Video Chess	69.95	56.00	PHM 3016	Editor/Assembler	49.95	40.00
PHM 3010	Physical Fitness	39.95	32.00	PHM 3017	Math Memory (10K)	49.95	40.00
PHM 3020	Music Maker (Data storage system is recommended)	59.95	48.00	PHM 3043D	SUW Electrical Engineering Library (2 Disks included)	149.95	120.00
PHM 3021	Weight Control and Nutrition (Data storage system is recommended)	129.95	75.00	PHM 3045T	SUW Electrical Engineering Library (10 Cassettes included)	149.95	120.00
PHM 3040	TI LOGO Memory Expansion (is required)	39.95	32.00	DISKETTE			
PHM 3064	Touch Copy™ Copy (Adapter for TI 99/4A only)	129.95	75.00	PHD 5004	Programming Aids I	12.95	12.00
PHM 3109	TI Logo™ II (32K Memory Expansion is required)	129.95	75.00	PHD 5005	Programming Aids II	24.95	20.00
Scott Foresman Reading and Math Packages (Developed by Scott Foresman)				Adventure International Adventure Series (Developed by Scott Adams) (PHM 3041T required)			
PHM 3015	Early Reading (Solid State Speech™ Synthesizer is required)	54.95	84.00	PHM 3041	Adventure (Private Adventure Cassette Game Included)	49.95	40.00
PHM 3043	Reading Fun (Solid State Speech™ Synthesizer is recommended)	54.95	84.00	PHM 3042	Adventure (Private Adventure Cassette Game Included)	49.95	40.00
PHM 3048	Reading On	54.95	84.00	PHM 3043	Adventure (Private Adventure Cassette Game Included)	49.95	40.00
PHM 3047	Reading Roundup	54.95	84.00	PHM 3044	Adventure (Private Adventure Cassette Game Included)	49.95	40.00
PHM 3048	Reading Rally	54.95	84.00	PHM 3045	Adventure (Private Adventure Cassette Game Included)	49.95	40.00
PHM 3082	Reading Flight	54.95	84.00	PHM 3046	Adventure (Private Adventure Cassette Game Included)	49.95	40.00
PHM 3027	Addition and Subtraction I (Solid State Speech™ Synthesizer is recommended)	39.95	32.00	PHM 3047	Adventure (Private Adventure Cassette Game Included)	49.95	40.00
PHM 3028	Addition and Subtraction II (Solid State Speech™ Synthesizer is recommended)	39.95	32.00	PHM 3048	Adventure (Private Adventure Cassette Game Included)	49.95	40.00
PHM 3029	Multiplication I (Solid State Speech™ Synthesizer is recommended)	39.95	32.00	PHM 3049	Adventure (Private Adventure Cassette Game Included)	49.95	40.00
PHM 3049	Division I (Solid State Speech™ Synthesizer is recommended)	39.95	32.00	PHM 3050	Adventure (Private Adventure Cassette Game Included)	49.95	40.00
Scholastic Packages (Developed by Scholastic, Inc.)				Other Application Programs			
PHM 3060	Scholastic Spelling—Level 1 (Solid State Speech™ Synthesizer is required)	59.95	88.00	PHM 3001	Speech Editor (Solid State Speech™ Synthesizer is required)	69.95	58.00
PHM 3061	Scholastic Spelling—Level 2 (Solid State Speech™ Synthesizer is required)	59.95	88.00	PHM 3011	Speech Editor (Solid State Speech™ Synthesizer is required)	69.95	58.00
PHM 3062	Scholastic Spelling—Level 3 (Solid State Speech™ Synthesizer is required)	59.95	88.00	PHM 3014	Statistics (Data storage system is recommended)	44.95	36.00
Addison-Wesley Computer Math Games (Developed by Addison-Wesley Publishing Co.)				Other Application Programs			
PHM 3083	Computer Math Games I	39.95	32.00	PHM 3015	Terminal Emulator II	96.95	78.00
PHM 3084	Computer Math Games II	39.95	32.00	PHM 3016	Editor/Assembler	49.95	40.00
Miliken Math Series—K thru 6th grade (Developed by Miliken Publishing Co.)				Other Application Programs			
PHM 3080	Addition	39.95	32.00	PHM 3017	Math Memory (10K)	49.95	40.00
PHM 3091	Subtraction	39.95	32.00	PHM 3043D	SUW Electrical Engineering Library (2 Disks included)	149.95	120.00
PHM 3092	Multiplication	39.95	32.00	PHM 3045T	SUW Electrical Engineering Library (10 Cassettes included)	149.95	120.00
PHM 3093	Division	39.95	32.00	DISKETTE			
PHM 3094	Integers	39.95	32.00	PHD 5004	Programming Aids I	12.95	12.00
PHM 3095	Fractions	39.95	32.00	PHD 5005	Programming Aids II	24.95	20.00
PHM 3096	Decimals	39.95	32.00	PHD 5006	Math Routine Library	25.95	20.00
PHM 3097	Percents	39.95	32.00	PHD 5007	Electrical Engineering Library	25.95	20.00
Texas Instruments Packages				Other Application Programs			
PHD 5007	Teach Yourself BASIC	34.95	28.00	PHD 5012	Graphics Package	19.95	16.00
PHD 5009	Music Skills Trainer	29.95	24.00	PHD 5014	Structural Engineering Library	25.95	20.00
PHD 5011	Computer Music Box	19.95	16.00	PHD 5044	AC Circuit Analysis	26.95	24.00
PHD 5018	Marker Simulation	19.95	16.00	PHD 5063	UCSD PASCAL Compiler (32K Memory Expansion and P-Code required)	124.95	100.00
PHD 5019	Teach Yourself Extended BASIC (Extended BASIC Command Module is required)	24.95	20.00	PHD 5064	UCSD p System Assembler/Linker (32K Memory Expansion and P-Code required)	95.95	80.00
PHD 5020	Music Maker Demonstration (Music Maker Command Module is required)	14.95	12.00	PHD 5065	UCSD p System Editor/Translator (32K Memory Expansion and P-Code required)	74.95	60.00
PHD 5023	Computerized Statistics (Extended BASIC Command Module is required)	24.95	20.00	PHD 5066	UCSD p System Compiler (32K Memory Expansion and P-Code required)	74.95	60.00
PHD 5026	Bridge Bidding I	24.95	20.00	PHD 5068	Command Designer/Authoring Package (Extended BASIC Command Module and Video Controller optional)	199.95	150.00
PHD 5030	Speak & Spell™ Program (Solid State Speech™ Synthesizer is required)	29.95	24.00	PHD 5075	Teach To Spell™ (English) (Solid State Speech™ Synthesizer, 32K Memory Expansion and Extended BASIC Command Module are required)	29.95	24.00
PHD 5031	Speak & Spell™ Program (Solid State Speech™ Synthesizer and Terminal Emulator II are required)	29.95	24.00	DISKETTE			
PHD 5039	Bridge Bidding II	24.95	20.00	PHD 5004	Programming Aids I	12.95	12.00
PHD 5041	Speak Writer (Terminal Emulator II Command Module and Solid State Speech™ Synthesizer are required)	29.95	24.00	PHD 5005	Programming Aids II	24.95	20.00
PHD 5042	Speak Writer (Terminal Emulator II Command Module and Solid State Speech™ Synthesizer are required)	29.95	24.00	PHD 5006	Math Routine Library	25.95	20.00
PHD 5063	UCSD PASCAL Compiler (32K Memory Expansion and P-Code required)	124.95	100.00	PHD 5007	Electrical Engineering Library	25.95	20.00
MECC Packages (Developed by Minnesota Educational Computing Consortium)				Other Application Programs			
PHD 5078	Metric and Counting (Extended BASIC Command Module is required)	29.95	24.00	PHD 5012	Graphics Package	19.95	16.00
PHD 5079	Elementary Economics	29.95	24.00	PHD 5014	Structural Engineering Library	25.95	20.00
PHD 5080	Elementary Math and Science (Extended BASIC Command Module is required)	29.95	24.00	PHD 5044	AC Circuit Analysis	26.95	24.00
PHD 5081	Astronomy (Extended BASIC Command Module is required)	29.95	24.00	PHD 5063	UCSD PASCAL Compiler (32K Memory Expansion and P-Code required)	124.95	100.00
PHD 5082	Word Beginnings (Extended BASIC Command Module is required)	29.95	24.00	PHD 5064	UCSD p System Assembler/Linker (32K Memory Expansion and P-Code required)	95.95	80.00
PHD 5083	Copying (Extended BASIC Command Module is required)	29.95	24.00	PHD 5065	UCSD p System Editor/Translator (32K Memory Expansion and P-Code required)	74.95	60.00
PHD 5084	Math Practice (Extended BASIC Command Module is required)	29.95	24.00	PHD 5066	UCSD p System Compiler (32K Memory Expansion and P-Code required)	74.95	60.00
PHD 5085	Science Facts (Extended BASIC Command Module is required)	29.95	24.00	PHD 5068	Command Designer/Authoring Package (Extended BASIC Command Module and Video Controller optional)	199.95	150.00
Developed by Scott Foresman				Other Application Programs			
PHM 3015	Early Reading (Solid State Speech™ Synthesizer is required)	54.95	84.00	PHM 3001	Speech Editor (Solid State Speech™ Synthesizer is required)	69.95	58.00
PHM 3043	Reading Fun (Solid State Speech™ Synthesizer is recommended)	54.95	84.00	PHM 3011	Speech Editor (Solid State Speech™ Synthesizer is required)	69.95	58.00
PHM 3048	Reading On	54.95	84.00	PHM 3014	Statistics (Data storage system is recommended)	44.95	36.00
PHM 3047	Reading Roundup	54.95	84.00	PHM 3015	Terminal Emulator II	96.95	78.00
PHM 3048	Reading Rally	54.95	84.00	PHM 3016	Editor/Assembler	49.95	40.00
PHM 3082	Reading Flight	54.95	84.00	PHM 3017	Math Memory (10K)	49.95	40.00
Developed by Addison-Wesley				Other Application Programs			
PHM 3083	Computer Math Games I	39.95	32.00	PHM 3043D	SUW Electrical Engineering Library (2 Disks included)	149.95	120.00
PHM 3084	Computer Math Games II	39.95	32.00	PHM 3045T	SUW Electrical Engineering Library (10 Cassettes included)	149.95	120.00
Developed by Miliken				Other Application Programs			
PHM 3080	Addition	39.95	32.00	PHM 3001	Speech Editor (Solid State Speech™ Synthesizer is required)	69.95	58.00
PHM 3091	Subtraction	39.95	32.00	PHM 3011	Speech Editor (Solid State Speech™ Synthesizer is required)	69.95	58.00
PHM 3092	Multiplication	39.95	32.00	PHM 3014	Statistics (Data storage system is recommended)	44.95	36.00
PHM 3093	Division	39.95	32.00	PHM 3015	Terminal Emulator II		

Computers & Electronics

APRIL 1983

VOLUME 21, NUMBER 4

FEATURE ARTICLES


- 34 MAXIMIZE YOUR COMPUTING COMFORT & EFFICIENCY**
L. Solomon and A. Burawa/Create compatibility between you and your computer.
- 50 AN ACTIVE VOLTAGE REFERENCE**
Michael J. Andrews/Variable zener makes useful voltage calibrator.
- 51 THE COMMODORE 64 MICROCOMPUTER... ITS WONDERS AND POTENTIAL**
Stan Veit/A review of Commodore's latest model.
- 66 A TWO-WAY REMOTE SECURITY COMMUNICATOR**
Marty Bergan/Send voice and control signals over existing ac lines.
- 76 A DAC FOR TRS-80 INTERFACING**
Adolph Mangieri/Digital/analog converter transforms bits into ac waveforms.
- 84 THE COMPUTER NETWORK MAZE, Part 2**
Stan Veit/Conclusion on using computer communication networks.
- 91 LEARNING 16-BIT MICROCOMPUTER TECHNOLOGY**
George Meyerle/Part 2: Hardware for the 16-bit 8088-CPU computer.

EQUIPMENT REVIEWS

- 24 SONY MODEL XL-MC1 MOVING COIL CARTRIDGE**
- 98 EICO MODEL 482 DUAL-TRACE OSCILLOSCOPE**

COLUMNS

- 14 LES SOLOMON ON COMPUTER HARDWARE**
It's a Long Haul Since Altair.
- 17 STAN VEIT ON COMPUTER SOFTWARE**
The Latest CPM Software and Hardware, Including CP/M Plus.



- 20 ENTERTAINMENT ELECTRONICS/Len Feldman**
Two New Products Go A Step Beyond PCM.
- 30 COMPUTER VIDEO GAMES**
- 95 COMPUTER SOURCES**
- 100 SOLID-STATE DEVELOPMENTS/Forrest M. Mims**
Personal Radiation Detectors.
- 104 EXPERIMENTER'S CORNER/Forrest M. Mims**
Solderless Breadboards for Experimenters.
- 107 DX LISTENING/Glenn Hauser**
News of Stations and Programs Around the World.
- 109 PROJECT OF THE MONTH/Forrest M. Mims**
Adjustable Threshold Temperature and Light Alarms.

DEPARTMENTS

- 4 EDITORIAL/Art Salsberg**
Robot Shacks.
- 6 LETTERS**
- 12 NEW PRODUCTS**
- 118 ADVERTISERS' INDEX**
- 119 COMPUTER MART/ELECTRONICS CLASSIFIED**


COVER ART BY JAMES HEGEDUS

COPYRIGHT © 1983 BY ZIFF-DAVIS PUBLISHING COMPANY. All rights reserved. Computers & Electronics (ISSN 0032-4485) April 1983, Volume 21, Number 4. Published monthly by Ziff-Davis Publishing Co., at One Park Ave., New York, NY 10016. Richard P. Friese, President, Selwyn Taubman, Treasurer, Bertram A. Abrams, Secretary. One year subscription rate for U.S. and Possessions, \$15.97; Canada, \$20.97, all other countries, \$23.97 (cash orders only, payable in U.S. currency). Second Class Postage Paid at New York, N.Y. 10016 and at additional mailing offices. Authorized as second class mail by the Post Office Dept., Ottawa, Canada, and for payment of postage in cash. POPULAR ELECTRONICS including ELECTRONICS WORLD trademark registered. Indexed in the Reader's Guide to Periodical Literature. Ziff-Davis also publishes Boating, Car and Driver, Cycle, Flying, Popular Photography, Skiing, Stereo Review, Electronic Experimenter's Handbook, and Tape Recording & Buying Guide. POSTMASTER: Send address changes to COMPUTERS & ELECTRONICS, Circulation Dept., P.O. Box 2774, Boulder, CO 80302. Please allow at least eight weeks for change of address, enclosing, if possible, an address label from a recent issue. Permissions: Material in this publication may not be reproduced in any form without permission. Requests for permission should be directed to John Babcock, Rights and Permissions, Ziff-Davis Publishing Co., One Park Ave., New York, NY 10016.

\$79 CLOSE-OUT

Sound Detonator

Make your stereo system's sound explode with life, improving the sound quality by 30 to 50%, with this limited \$79 close-out from BSR.



It's like night and day. Crashing cymbals, the depth of a string bass, more trumpets or more voice. Now they'll all come bursting forth from your stereo system at your command.

You'll make your music so vibrant that it will virtually knock your socks off when you use this professional quality stereo Sound Detonator equalizer.

It has a frequency response from 5hz to 100,000hz \pm 1db. And, it's made and backed by a 2 year limited warranty by BSR, the ADC equalizer people. Our \$79 close-out price is just a fraction of its true retail value.

CAN YOUR STEREO SOUND BETTER?

Incredibly better. Equalizers are very different from conventional bass and treble controls.

Bass controls turn up the entire low end as well as the low mid-range making the sound muddy and heavy. With an equalizer, you simply pick the exact frequencies you want to enhance.

You can boost the low bass at 60hz, and/or 150hz, and the mid-bass at 400 hz to animate specific areas of the musical spectrum.

And, best of all when you boost the part of the bass you like, you don't disturb the mid-range frequencies and make you favorite singer sound like he has a sore throat.

The high frequencies really determine the clarity and brilliance of your music. You can boost the high mid-range at 2400hz, or the high end at 6000hz and 15,000hz. So, you can bring crashing cymbals to life at 15,000hz while at the same time you cut tape hiss or annoying record scratches at 6000hz.

You can also boost or cut specific midrange frequency areas to add or subtract vocal, trumpets, guitars or whatever instrument ranges you prefer.

THERE'S MORE

You can push a button and transfer all the equalization power to the input of your tape deck. So, if you have a cassette deck in your car, or a personal stereo that you wear, now you can pre-equalize your cassettes as you record them with no cables to switch.

Now you can get all the dramatically

enhanced sound wherever you are. This is an especially great feature for bass starved portables and high-end starved car stereos to make them come alive.

EASY HOOK UP

Use your tape monitor circuit, but don't lose it. Just plug the equalizer into the tape 'in' and 'out' jacks on your receiver. We even supply the cables.

As you listen to your records, FM stereo or 'aux', any time you push the tape monitor switch on your receiver you'll hear your music jump to life.

For your tape deck, simply plug it into the tape 'in' and 'out' jacks on the equalizer exactly as it was plugged into your receiver.

The output from your receiver is always fed direct to your tape deck for recording and with the touch of a button, you can choose to send equalized or nonequalized signal to your recorder.

When you want to listen to your tape deck, just press tape monitor on the equalizer and your tape deck will work exactly as it did before. Except, that now you can choose to listen to it with or without enhancing equalization.

You won't be listening to any distortion or hum. The Sound Detonator has a 95db signal to noise ratio and total harmonic distortion of only 0.018%.

Once you've set your equalizer controls, switch it in and out of the system. Then you'll hear such an explosive improvement in sound you'll think you've just added thousands of dollars of new speakers and equipment.

No one would believe that a \$159 component let alone one at our \$79 close-out price could do so much.

WHY A CLOSE-OUT

BSR is a very large company. Somebody decided to market equalizers under both their ADC subsidiary and the BSR names. Well, we never thought it was a very practical idea. And, now they seem to agree.

From now on you'll only see ADC equalizers. But, because they didn't know what to do with these that were labeled BSR, we got them for a song.

So, you can go to any HiFi store and buy an ADC equalizer made by the parent company BSR, or you can get

this super BSR equalizer while our limited supply lasts for only \$79.

Oh yes, if you want to know more about BSR, they also own DBX, the noise reduction company and if you're familiar with the X10 remote control system for your home, that's BSR too.

THE FINAL FACTS

There are 14 slide controls each with a bright LED to clearly show its position. Each control will add or subtract up to 12db. (That's a 24db range!)

There are separate sound detonation slide controls for each channel at 60hz, 150hz, 400hz, 1000hz, 2400hz, 6000hz, and 15,000hz.

There's an LED VU meter to show the relative channel output levels of the left, right and average of both. Plus there's a meter level control. It's 16-9/16" tall, 7-1/2" deep, and 3-9/16" tall.

PUT LIFE INTO YOUR MUSIC RISK FREE

Prepare for a shock the first time you switch in this equalizer. Instruments you never knew were in your music will emerge and bring a lifelike sound that will envelop you and revolutionize your concept of your home stereo.

Hook this BSR into your system and really give it a workout. If you aren't 100% satisfied for any reason, simply return it to DAK within 30 days in its original box for a courteous refund.

To order your Sound Detonator BSR EQ-2 Stereo Frequency Equalizer risk free with your credit card, simply call the DAK toll free hotline, or send your check for only \$79 plus \$6 for postage and handling. Order Number 9420. CA residents please add 6% sales tax.

Wake up the sound in your stereo. Your sound will explode with life as you detonate each frequency band with new musical life.



DAK
INDUSTRIES INCORPORATED

TOLL-FREE 1-800-423-2636

If busy, after hours, on weekends or in CA
CALL TOLL-FREE . . . 1-800-228-1234
13845 Vanowen St., N. Hollywood CA 91605



Robot Shacks

If one believes all the media hype about robots, we should expect to see a chain of retail stores down the road that caters to robotic enthusiasts. Let's color them Robot Shack, emulating the name of Tandy's famous Radio Shack electronics stores.

Sounds far-fetched, does it? Well, across my desk today came a press release announcing formation of a new company devoted to personal robot kits, parts, and plans, called—you guessed it—Robot Shack! The El Toro, California operation (P.O. Box 582) is a mail-order house whose first products are your basic \$99.95 robot kit, called "Droid-Bug," and an expandable one called "Personal Robot-1" for \$499.95. The latter has a male-face front side and a female-face back.

The 38"-tall robot is reported to "walk" forward and backward, turn, circle, sound a noisemaker, and flash eyes, nose and heart. Options permit arms to rotate and include a sound responder, digital clock, light sensor, water gun, balloon inflator positioned on the "girl's" side, remote radio control, and computer subsystem (about which nothing is said).

Yes, it appears to be more toy than useful robot at this stage. But who knows what con-tortions evolution will bring? More likely candidates to be called personal robots are B.O.B. and Topo, recently introduced by Androbot Inc. (1287 Lawrence Station Road, Sunnyvale, CA 94086). The board chairman of Androbot is none other than inventive Nolan Bushnell, the Henry Kloss of the video-game world. (Bushnell is founder of Atari and the Pizza Time Theater restaurant chain.)

The \$2495 B.O.B. uses three 8088 microprocessors and squirrels away 3 megabytes of memory. The self-contained, battery-powered robot boasts two infrared sensors to detect body heat and five ultrasonic sensors for determining an object's range and location. Add sturdy wheels that can propel the robot up to two feet per second or turn on a dime without tipping, arms that perform as carrying trays (sorry, no articulated arm or claw grippers), and you've got an independent robot that can find you in the dark and serve you your favorite drink or snack.

The \$995 Topo looks similar, but its brainwaves are transmitted through a radio-frequency device that's tied into a computer. (Right now it's an Apple II, though links for other computers are promised.) A joystick controls direction while software-directed signals—BASIC, and the \$125 per diskette

Topologo and Topoforth languages—reach out up to 90 ft away. There's a "voice" option, too, for \$200. Together with the Heath robot and others discussed in our past January issue, personal robots appear to be a growing breed.

Aside from educational/fun robots, a state-of-Michigan-sponsored study indicates that U.S. industrial robot population is expected to grow from 6800 robots to 50,000-100,000 units by the year 1990. (In contrast, Androbot's president sees personal/educational robots being produced at a 5-million clip annually by this date.) Up to 24,000 jobs are expected to be lost to robots in Michigan, while up to 18,000 new jobs are anticipated as a result. Not surprisingly, the study finds that more than two-thirds of the workers in robot manufacturing are in white-collar jobs rather than traditional blue-collar areas.

Computerized personal robots can help to train people for entrance into the robotics industry, of course, which federal occupational studies indicate is a fine growth field. In fact, a *Newsweek* article estimated 1990 employment in industrial robot production to be 800,000 people. The Michigan study, however, cautions that robotic-industry employment is limited right now by the small number of robots in use.

Whether for fun, learning purposes, career reasons, or a combination of the foregoing, robotics promises to be a fulfilling activity.

Art Salsberg

Computers & Electronics

formerly Popular Electronics

ARTHUR P. SALSBERG
Editorial Director

LESLIE SOLOMON
Technical Director

JOHN R. RIGGS
Managing Editor

EDWARD I. BUXBAUM
Art Director

ALEXANDER W. BURAWA
Senior Editor

JOSEPH DESPOSITO
Technical Editor

STANLEY VEIT
Technical Editor

ANDRE DUZANT
Technical Illustrator

CARMEN ROBLES
Production Editor

JEFF NEWMAN
Editorial Assistant

Contributing Editors:
Walter Buchsbaum, Len Feldman,
Glenn Hauser, Julian Hirsch
Jim Keogh, Forrest Mims

Editorial and Executive Offices
One Park Avenue
New York, New York 10016
212 725-3500

New York Office
Advertising Director:
Richard Govatski 212 725-7460

Sales:
Tom Ballou 212 725-3578
Ken Lipka 212 725-3580

Midwestern Office
Suite 1400, 180 N. Michigan Ave.,
Chicago, IL 60601 312 346-2600
Sales: Robert Vanek

Western Office
3460 Wilshire Blvd.
Los Angeles, CA 90010 213 387-2100
Sales: Ted Welch

Representation in Japan
J.S. Yagi
Iwai Trading Co., Ltd.
603 Ginza Sky Heights Bldg.
18-13, Ginza 7-Chome
Tokyo, Japan 104

Consumer Computers &
Electronics Magazine Division

Larry Sporn President
J. Scott Briggs, Marketing Vice Presidents
Carole Mandel, Circulation
Eileen G. Markowitz, General Manager

Ziff-Davis Publishing Company

Richard P. Friese President
Albert S. Traina President, Consumer Magazine Division
Furman Hebb Executive Vice President
Paul H. Chook Executive Vice President
Marketing and Circulation Senior Vice Presidents

Phillip T. Heffernan
Sidney Holtz
Edward D. Muhlfield
Philip Sine Vice Presidents
Robert Bavier
Baird Davis
George Morrissey
Selwyn Taubman Treasurer
Bertram A. Abrams Secretary


Editorial correspondence: COMPUTERS & ELECTRONICS, 1 Park Ave., New York, NY 10016. Editorial contributions must be accompanied by return postage and will be handled with reasonable care; however, publisher assumes no responsibility for return or safety of manuscripts, art work, or models submitted.

The publisher has no knowledge of any proprietary rights which will be violated by the making or using of any items disclosed in this issue.



Member Audit Bureau
of Circulations


IF YOU OWN A COMMODORE COMPUTER, YOU KNOW IT CAN DO ALL THIS.




BUSINESS



EDUCATION




PROGRAMMING

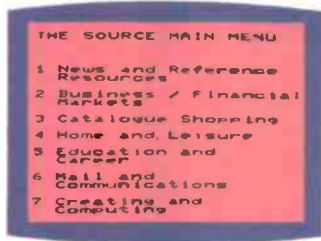


GAMES


BUT DID YOU KNOW FOR ABOUT \$100, YOU CAN ALSO GET IT TO DO ALL THIS?



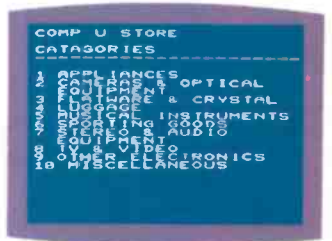
COMPU SERVE™



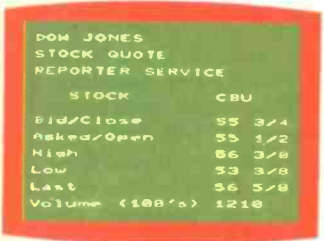
THE SOURCE™



ENCYCLOPEDIA




SHOP AT HOME



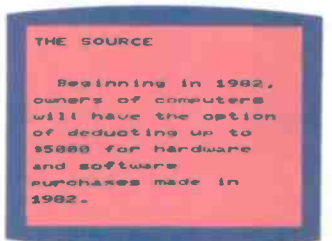
**DOW JONES
NEWS/RETRIEVAL**




**ELECTRONIC
MAIL**




**WIRE SERVICE
NEWS**



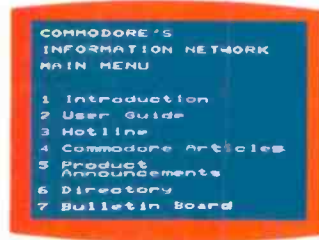
TAX ADVICE




GAMES



**TRAVEL
INFORMATION**



**COMMODORE
INFO. NETWORK**



**EMPLOYMENT
OPPORTUNITIES**



The screens at the top of the page show a few examples of how versatile the VIC 20™ or Commodore 64™ can be with the addition of Commodore software.

The screens below them give you a few examples of how much

more versatile they can be with the addition of a Commodore VICMODEM.

For around \$100, the Commodore VICMODEM will turn your VIC 20 or Commodore 64 computer into a telecomputer.

To make matters even better, Commodore includes a few little extras (such as a free hour's time on the two most popular telecomputing services) that add up to a value of \$197.50*. A nice return on

an investment of about \$100.

Most computer companies think it's reasonable to ask as much as \$500 for a modem that'll give you telecomputing capabilities such as ours.

However, with a VICMODEM priced at around \$100, we think we're being a lot more reasonable. Don't you agree?

commodore
COMPUTER

U.S.A. - PO Box 500, Conshohocken, PA 19428, Canada - 3370 Pharmacy Avenue, Agincourt, Ontario, Canada M1W2K4 * Certain offers subject to change. CompuServe is a trademark of CompuServe, Inc. and M & R Block Co. Dow Jones News Retrieval Service is a registered trademark of Dow Jones & Co., Inc. The Source is a service mark of Source Telecomputing Corporation, a subsidiary of Reader's Digest Corporation, Inc.

LETTERS

SMALLTALK

In your February Editorial ("Beyond Pac-Man"), you mentioned "Smalltalk," which was developed by Xerox. You said that it "is reputed to be a powerful, flexible language that should be simple enough for novices when canned software becomes available." It is obvious, at least to me, that Xerox's idea of

what they call "general accessibility" is that it be available only to those rich enough to be able to buy a Xerox Star or on one of those other \$14,000+ "workstations" made by one of the relatively few large corporations allowed to have Smalltalk. If your readers would like to express their opinions on the lack of a version of Smalltalk they *can* have, they should write to: Adele Goldberg, Manager, Learning Research Group, Xerox Palo Alto Research Center, 3333 Coyote Hill Rd., Palo Alto, CA 94304. Maybe if we show interest in Smalltalk, Xerox will have to publish the books on

it that they promised over a year ago.—*Diana Blackhawk, Chicago, IL.*

IN THE RIGHT DIRECTION

I like the new direction you have taken with your editorial content. I think it is well timed—not "bandwagon" and "me too." The long-standing integrity of the POPULAR ELECTRONICS editorial quality has been maintained.—*Perry Trunick, Kent, OH.*

PHONEMES AND ELECTRONICS

I have been studying your recent articles on speech synthesizers with avid interest. I can't fault your authors on the electronics but it appears they have certain misconceptions about phonemes. The word does not refer to a single universally definable entity. It is a purely theoretical concept used for convenience in the formal analysis of language. It describes a set of phonetic bundles that may or may not be similar in all occurrences and supposed by the analyst to be subjectively interpreted as equivalents.

What the Votrax chip produces are limited approximations of some American English phonemes. The sounds are not sufficient to accurately reproduce what I call General Western American. The handling of the vowels leads me to believe that the table of sounds must have been worked out by someone from New England or the Midwest. The vowel surrogates combine phonemic distinctions with nonphonemic distinctions of length that depend on position. This is a sensible approach to one of the more characteristic features of English, but it should be remembered that these are *phonetic* representations, not phonemes pure and simple.

It is unfortunate that English has a particularly unique and complex phonology that poses a very severe challenge for anyone attempting to synthesize it adequately by electromechanical means. Anyone interested should consult the writings of Block and Trager.

An alternative approach to speech synthesis seems to me to be the use of a chip such as the SN76477 along with external oscillators and filters under microprocessor control.—*B.R. Pogue, Bowie, AZ*

OUT OF TUNE

In "The Optimized Graphic Equalizer" (Dec. 1982 and Jan. 1983), in Fig. 4, R64 and C28 should be reversed; in Figs. 5 and 9, pads P and R should be reversed; in Fig. 7, C23 should be 0.001 μ F, C34 should be 0.0022 μ F, and pin 14 of IC3C should be pin 9; and Fig. 10, left side of C24 should be marked with a plus sign.

Commodore 64 Computer

over \$300 Free Professional Software
when you buy a Commodore 64 computer

COMMODORE 64 PROFESSIONAL SOFTWARE

Name	List	Sale
word processing pack	\$89.00	\$69.00
complete Data Base pack (includes Mailmerge)	\$89.00	\$69.00
Electronic spreadsheet pack (like visicalc)	\$89.00	\$69.00
Accounting pack (personal & business)	\$59.00	\$49.00
Programmers Helper	\$79.00	\$59.00
Programming Reference guide	\$20.95	\$18.95
Basic Tutor	\$24.95	\$19.95
Typing Tutor	\$24.95	\$19.95

80 column BOARD

80 characters per line on the screen at one time. Includes word processing pack (list \$89.00), complete data base pack (list \$89.00), Electronic spreadsheet pack (list \$89.00). **ALL FOR ONLY \$275.**

We have over 300 Programs for
the Commodore 64 Computer

- 10 day free trial • We have the lowest prices
- One day delivery express mail • Free Catalogs

WE LOVE OUR CUSTOMERS


PROTECTO
ENTERPRIZES (FACTORY-DIRECT)

BOX 550, BARRINGTON, ILLINOIS 60010
Phone 312/382-5244 to order

CIRCLE NO. 68 ON FREE INFORMATION CARD

TIMEX MAKES THE COMPUTER, BUT WE MAKE IT TICK.

If you own a TS-1000 or ZX-81 computer and want to bring out the power within it, you'll want Memotech. From easier input to high quality output and greater memory, Memotech makes the add-ons you demand. Every Memotech peripheral comes in a black anodized aluminum case and is designed to fit together in "piggy back" fashion enabling you to continue to add on and still keep an integrated system look.



MEMOPAK RAM All Memopak RAMs are directly addressable, user transparent and are neither switched nor paged. No additional power supply is required. **16K RAM BASELINE** The 16K Baseline is our most economical way to add memory to your TS-1000. It is fully compatible with Memopak 16K and 32K RAMS to provide you with up to 32K or 48K of RAM respectively. **16K RAM** The Memopak 16K RAM offers expansion capabilities through its "piggy back" connection and is fully compatible with Timex or Memotech 16Ks to give a massive 32K of RAM. **32K RAM** The 32K Memopak enables you to execute sophisticated programs and store large data bases and like the 16K RAM is fully compatible with Timex's or Memotech's 16K RAMs to give you a full 48K of RAM. **64K RAM** The 64K Memopak is powerful enough to turn your TS-1000 into a computer with capabilities suitable for business and educational use. It accepts such BASIC commands as 10 DIM A (9000). **MEMOCALC** Memocalc, our spreadsheet analysis

software, enables TS-1000 users to perform complex number crunching routines with ease. With the 64K RAM a table of up to 7000 numbers with up to 250 rows or 99 columns can be specified. Quick revisions can be achieved by entering new data to your formula.


MEMOTECH KEYBOARD For ease of operation, the Memotech keyboard is a high quality standard typewriter keyboard, with TS-1000 legends. The keyboard is cable connected to a buffered interface which is housed in a standard Memopak case and plugs directly into the back of the



TS-1000 or other Memopaks. **MEMOPAK HRG** The Memopak High Resolution Graphics, with up to 192 by 248 pixel resolution, enables display of high resolution "arcade game" style graphics through its resident 2K EPROM, programmed with a full range of graphics subroutines.


CENTRONICS PARALLEL AND RS232 INTERFACES

Memotech's Interfaces enable your TS-1000 to use a wide range of compatible printers. The resident software in the units gives the



complete ASCII set of characters. Both Memopak Interfaces provide lower case character capabilities and up to 80 column printing. The RS232 Interface is also compatible with modems and terminals.

SEIKOSHA GP 100A PRINTER The Seikosha GP 100A uses a 5x7 dot matrix printing format with ASCII standard upper and lower case character set. Printing speed is 30 characters/second with a maximum width of 80 characters. The printer uses standard fanfold paper up to 9-1/2 inches wide. The GP 100A is offered as a package including cable and



interface. Other printer packages are also available through Memotech.

ORDER AT NO RISK. All Memotech products carry our 10 day money back guarantee. If you're not completely satisfied, return it within ten days and we will give you a full refund. And every Memotech product comes with a six month warranty. Should anything be

defective with your Memotech product, return it to us and we will repair or replace it free of charge. Dealer inquiries welcome. To order any Memotech product use the order coupon or call our toll-free number **800/662-0949**.

TS-1000 is a registered trademark of Timex Corp.

MEMOTECH
CORPORATION

7550 West Yale Avenue, Denver, Colorado 80227, 303/986-1516, TWX 910-320-2917

Mail To: Memotech Corporation, 7550 West Yale Ave., Denver, CO 80227			
Code (F-01)	Price*	Qty	Total
16k RAM Baseline	\$ 49 95		
16k RAM	59 95		
32k RAM	99 95		
64k RAM	149 95		
Memocalc	49 95		
Keyboard with Interface	99 95		
High Resolution Graphics	99 95		
Centronics Parallel Interface	74 95		
RS232 Interface	99 95		
Printer Cable	19 95		
GP 100A Printer Package**	399 00		
Shipping and Handling	4 95		\$ 4 95
Tax (Colorado residents only)			
TOTAL			\$

*All prices quoted in US dollars. Prices and specifications subject to change without notice.
**Please add an additional \$5.00 for printer shipping charges.


Check MasterCard Visa

Account No _____ Exp _____
Name _____ (_____) _____ Phone number _____
Address _____
City _____ State _____ Zip _____

New from NRI...

Industrial Electronics with color computer.

**Get a head start in the emerging technologies
with practical training in control systems,
instrumentation, robotics, optoelectronics, and lasers.
Exclusive computer-aided instruction!**



Here's the training that gets you into the heart of American industry's rebirth. Over \$5 billion a year will be spent in automation alone...\$2.3 billion in computerized control systems...\$600 million in industrial robots and robotics is only just getting underway! To help meet the soaring demand for people to operate, maintain, repair, and design these control systems, NRI has created the only complete training in Industrial Electronics for Instrumentation and Control Technicians.

Learn on Your Own Computer

NRI training is more than lessons...it's experiences. You learn by doing, using the TRS-80™ color computer to learn about control systems, programming, and troubleshooting. It comes with special computer-aided instruction programs to speed learning, is expandable for business and personal computing, and is yours to keep. And that's just the beginning.

NRI's exclusive Discovery Lab® is designed to interface with your computer and special breadboarding card so you build demonstration circuitry, "see" inside your computer, and follow its operation. You also get profes-



Your training includes the TRS-80 color computer, the NRI Discovery Lab, interfacing breadboard, digital multimeter, frequency counter, computer-assisted training programs, audio instruction tape, and 46 profusely illustrated lessons.

sional quality instruments, including your own digital multimeter and CMOS frequency counter. You'll use them during your hands-on training, keep them to use in your work.

No Experience Needed

Your NRI training is thorough and complete. Starts you with the fundamentals, builds step-by-step up to the most advanced concepts. You learn about automatic control and feedback systems, control motors, numerical control systems, lasers and optoelectronics, robotics, microprocessors, instrumentation, computer peripherals, and much more. NRI keeps you up with technology to

make the most of the big demand for control and instrumentation technicians.

Send for Free Catalog

Send the postage-paid card for NRI's big electronic careers catalog. There's no cost or obligation, and no salesman will call. In it, you'll find complete lesson plans, equipment descriptions, and career opportunities in this exciting field. You'll also get information on almost a dozen other electronic courses including Microcomputers, Electronic Design, TV/Audio/Video Servicing, Digital Electronics, and more. Act today and get on with your future. If card has been used, write to us.



NRI Schools
McGraw-Hill Continuing
Education Center
3939 Wisconsin Ave.
Washington, D.C. 20016

We'll give you tomorrow.

(TRS-80 is a trademark of the Radio Shack division of Tandy Corp.)

NEW PRODUCTS



APPLE PERSONAL COMPUTER


The Apple IIe is an enhanced version of and is priced below the Apple II+. This 6502-based color computer has 64K of RAM (expandable to 128K); 16K of ROM; u/lc characters; typewriter keyboard; speaker output; cassette I/O; seven expansion slots; hand-control games I/O signals; and r-f-modulated and video display outputs. Text display is 24 lines \times 40 char. or \times 80 char. with optional 80-column card. \$1395.

Circle No. 92 on Free Information Card

RAM AND I/O PORT CARD FOR IBM-PC

Antrom's "answerRAM" multi-function board has multiple-port design and is configurable for 56K, 128K, 192K, and 256K of additional RAM. Ready-to-go ports include two asynchronous serial and one "Centronics" parallel for printer. A 3-in-1 cable provides take-off from a single 37-pin connector in standard rear expansion slot. Has connectors for serial and parallel interfaces.

Circle No. 93 on Free Information Card



MATTEL HOME COLOR COMPUTER


Mattel's Z80A-based, CP/M compatible Aquarius, designed to operate with a color TV, has 8K of ROM with Microsoft BASIC, 4K of RAM (expandable to 52K with memory cartridges), 49 movable keys, u/lc and 256 graphics character sets, 40-column \times 24-line on-screen display, 320 \times 192-pixel resolution, and 16-color palette. Measures 13" \times 6" \times 2"; weighs 68 oz. Options include: LOGO, memory, and program cartridges; games-playing modules; cassette data recorder; and 40-column printer. \$200.

Circle No. 95 on Free Information Card

JOYSTICK FOR VISICALC

Quik-Vis from Kraft Systems is a quick-revision subroutine that adds joystick control for Visicalc. When prebooted prior to Apple version of Visicalc, it permits cursor movement to anywhere on the spreadsheet by means of a joystick (not included), eliminating four to six procedures required to move the cursor with standard Apple keyboard. Also includes time-saving functions for two buttons on joysticks: red takes cursor immediately back to A-1; black gives extra-fast cursor speed.

Circle No. 94 on Free Information Card



CAR VIDEO/AUDIO SYSTEM

American Audio's compact "Car Video" is a combination TV/AM/FM-stereo radio/cassette player. When properly installed in-dash the CRT is disabled when ignition switch is on; but it can be installed in back for viewing with car running. Has 2" B/W TV with vhf and uhf; AM/FM stereo tuner with digital frequency time display; and 50-W rms stereo power amp. Measures 8" D \times 7" W \times 1 3/4" H. \$1495.

Circle No. 96 on Free Information Card





REVOX LINEAR-TRACKING TURNTABLE

The Model B791 tangential-tracking turntable from Revox incorporates a "Hall-effect" direct-drive platter, ultra-short Linatrack tonearm, and pushbutton cueing controls. Features include a quartz variable-speed control with 5-digit LED display, Shure Tracer TXE-SR cartridge, and disco-start capability. Speed can be varied in 0.1% increments to a maximum of $\pm 9.9\%$, while the display indicates selected nominal speed and exact percentage of deviation. A LED illuminates when the platter is rotating at quartz-locked speed.

Circle No. 97 on Free Information Card

TIMEX SINCLAIR COLOR COMPUTER

Color graphics and sound generation are featured in the Timex Sinclair 2000 computer. Also: a compact moving-key keyboard; 256×192 -pixel hi-res graphics; high-speed load and save for standard cassette software; Z80A microprocessor; 8-color palette; 10-octave/130-semitone sound; speaker; r-f modulator; and ac adapter. Measures $9\frac{1}{8}'' \times 5\frac{5}{8}'' \times 1\frac{1}{4}''$; weighs 20 oz. \$149.95 for 16K-RAM version; \$199.95 for 48K-RAM.

Circle No. 98 on Free Information Card



SHARP STUDENT COMPUTER

Sharp Electronics' low-cost Model PC-1250 Student Computer Kit, programmable in Extended BASIC, uses an 8-bit CMOS CPU and a 24-character LCD display. Comes with 24K of ROM and 2.2K of RAM (1.7K user available). Has 18 reversible user-definable keys; typewriter keyboard layout with separate numeric keys; memory safeguard when power is off; pass code security function; and automatic power-off. Uses rechargeable Ni-Cd batteries and comes with wallet case. Measures $5\frac{5}{16}'' \text{W} \times 2\frac{3}{4}'' \text{D} \times \frac{3}{8}'' \text{H}$. \$110.

Circle No. 99 on Free Information Card

COMPACT BETAMAX VCR

Sony's Model SLO-420 VCR offers Beta II/III record and Beta I/II/III playback in a case $17'' \text{W} \times 3\frac{1}{8}'' \text{H}$. Also: front cassette loading, BetaScan high-speed picture search; Swing Search System multi-speed bidirectional playback and freeze frame; electronic Tab Marker System for random access of up to nine locations on a tape; programmable 2-week timer; and linear tape counter. Optional full-feature wireless remote controller.

Circle No. 100 on Free Information Card



LES SOLOMON ON COMPUTER HARDWARE



*It's a
Long Haul
Since the
Altair*

HOW would you like to have a complete computer system including many K bytes of RAM, an operating system (including CP/M if you desire), a high-level language in ROM, a high-resolution LCD display, a keyboard, joystick, I/O port, and a modem (direct connect), all in a package small enough to fit easily in a shirt pocket? To further titillate you, such a system can be built at the present time.

Let's take a closer look at this proposition. If you were at the last CES show in Las Vegas, you would have seen the latest from Casio—the model LCV-30 Casiovision TV receiver whose outside dimensions are a mere $3\frac{3}{16}$ " H \times $4\frac{1}{16}$ " W \times 1" D. The high-resolution twisted nematic LCD screen is $2\frac{3}{4}$ " diagonal. This takes care of the raster scan video monitor.

Then, you can purchase any of several digital wristwatches that also include a calculator (and keypad) for the keyboard. The same store that sells you the watch/calculator probably also carries many palm-sized LCD display video games with joysticks.

Recently, Intel announced that it could supply CP/M on a chip, and we all know that BASIC comes in ROM. So there you have your operating system and high-level language.

So, all you need are the semiconductors required to tie the system together. This is where VLSI (very large scale integration) comes in. To realize a pocket computer, we must understand one of the limitations of VLSI—namely, how dense can it get?

Most of us have lived since the days when we first had only a handful of gates on a single chip and now there are complex microprocessors with several tens of thousands of transistors on chips of almost the same areas. Every week, it seems, new density breakthroughs are coming out of the research laboratories. We now appear to be in the "gazillion" element density which means that it is becoming possible to diffuse a CPU, ROM, a considerable amount of RAM, and possibly an I/O port, sound generator, and direct-connect modem, all on a single chip.

Obviously, there has to be a limit to how many elements can be deposited on one chip. The limit is determined not by the diffusion techniques involved, but by our old pre-computer nemesis—voltage breakdown.

New Voltage Standard. Since the introduction of TTL logic, most hardware has been living in a 5-V environment. In fact, other than RS-232, the "5-V standard" is the oldest we have in the micro-computer industry. Even the S-100/IEEE-696, although it is the oldest "hobby" computer bus, is a relative newcomer.

We are now due for a change. The JC42.3 committee for MOS memories

of the Joint Electronics Devices Council (JEDEC) has proposed the use of a 3.3 ± 0.3 -V power supply standard for regulated supplies, and a 2-to-3.6-V standard for battery operation of semiconductors.

The 3.3-V level for the regulated supplies will still provide the minimum of 2.4 V required as a TTL logic 1. If this 3.3 V bothers you, keep in mind that, not too long ago, you could purchase static RAM cards that used about 3 V from a small rechargeable cell to maintain the logic when the computer main power was turned off. The small NiCad was trickle-charged when the bus power was turned on. In fact, shortly before the advent of microcomputing, we were using 3.6 V as the operating voltage for RTL (resistor-transistor-logic), a digital approach that fell by the wayside when TTL appeared on the scene.

The 2-to-3.6-V battery standard takes into account such factors as load, temperature, aging, etc., each of which affects battery performance. At the low end, the 2V will accommodate lead-acid cells that have a nominal 2.2-V output, approximately the same as a single lithium or a pair of NiCad cells.

(Continued on page 16)




The Casio Model LCV-30 is $3\frac{3}{16}$ " \times $4\frac{1}{16}$ " and weighs 12.35 oz.

WORD PROCESSOR?



You bet! Quick Brown Fox word processing software has more features than Word Star and runs on your VIC or Commodore 64. And it can grow and grow. Add memory, 80 column display, disks, even a letter quality printer. We'll show you how a 1st-class word processor can be yours for less than \$2000! You can even have a "student" system for less than \$700!

It all starts with the Quick Brown Fox at \$65.



Call or write for our free brochure
Quick Brown Fox 548 Broadway New York NY 10012
Dealer Inquiries Invited (212) 925-8290

STAN VEIT ON COMPUTER SOFTWARE



The Latest CP/M Software and Hardware, Including CP/M-Plus

THE CP/M-'83 Show held in the new Moscone Center in San Francisco was both innovative and a tribute to Dr. Gary Kildall, President of Digital Research Inc. and author of CP/M. Sponsors of the show had predicted that about 22,000 people would attend the seminars, lectures and exhibits during the three-day show. When the final count was made, more than three times that number had shown up.

What was it that drew so many people to this first major show devoted to a software system? Well, I believe that part of it was the announcement that Version 3.0 of CP/M had been released under the name "CP/M-Plus," and that thousands of users wanted to find out how this would affect their 8-bit CP/M systems. Another group wanted to see what was new in the latest battle in the war between Digital Research and Microsoft for 16-bit operating system dominance. Still others wanted to see the latest in CP/M-based software and hardware. All these were satisfied at the show.

For those of you who do not know the history of CP/M and its supporting language software, let me quickly recap it for you. Gary Kildall wrote the disk operating system called CP/M for Intel in the ancient days of microcomputing—1974-1975.

It was adopted by Imsai for its disk system and also by many other manufacturers because of several important characteristics:

It worked!

It was easily adapted to any I/O and computer.

It was inexpensive to acquire and distribute.

It supported many languages and applications.

CP/M was not the perfect system but it became almost universal for the 8080/Z80 family of microcomputers. A good part of the credit for this is owed to the library of public domain software distributed by the CP/M Users Group. Another sizable block of credit is due to the people who adapted CP/M to every 8080/Z80 computer that came on the market regardless of the type of disk drive it used. The name of the company that performed this great public service is Lifeboat Associates and the men responsible are Tony Gold and Larry Alkoff.

Also important in the growth of CP/M was that it supported MBASIC from Microsoft and CBASIC from Digital Research and these became the major languages for microcomputer applications.

Now the plot thickens as they say in the theatre. IBM wanted to use MBASIC for its new personal computer and it contracted with Microsoft for both ROM and disk BASIC.

It is said that IBM asked Microsoft to get Digital Research to design CP/M for the 16-bit 8088 chip without saying who it was for. I do not know if this story is correct or not but, somehow, Digital Research dropped the ball and Microsoft recovered. In any event, the principal operating system for the IBM-PC became Microsoft's MSDOS (called PC-DOS by IBM). This is a CP/M "somewhat-look-alike" originally designed by Seattle Computer Co.

Digital Research's CP/M-86 became one of the secondary operating systems for the IBM-PC, but IBM sold it for a high price, while merchandising PC-DOS for only \$40, and threw in the BASIC for free! Naturally PC-DOS became the preferred system for this important microcomputer. What little application software there was developed for the early PC's was written in it.

The relationship between Digital Research and Microsoft became somewhat strained, especially when DRI went into the language business by buying CBASIC and PASCAL MT. Microsoft then announced that PC-DOS and MSDOS would be upward compatible with its Xenix (a licensed version of UNIX from AT&T).

The foregoing is a quick rundown on

the situation at the time of CP/M-'83. Most of the computer companies with 16-bit 8088's and 8086's announced support for both operating systems because they had no idea how it would all come out.

Before the show, I attended several seminars given by Digital Research to bring the press up to date on developments. Digital Research announced it would now sell CP/M-86 for the IBM-PC through its own dealers rather than through IBM. The package will cost only \$60 and will include a print spooler and new graphics software. Now, you do not get a free language, but you do get an assembler (which is extra with PC-DOS) and a package of utilities. Languages are separate, but will be offered at reasonable cost.

I think that this is a deal that will attract a lot of users and software developers to CP/M-86. There is also the lure of the familiar and the fact that there is upward mobility within the CP/M family to the new Concurrent CP/M-86, MP/M, and CP/Net.

Upward mobility within the PC-DOS family leads to Xenix, which is another world. One of the things that annoys me with both CP/M and MS-DOS (PC-DOS) is the terrible Line Editor you get. We have come far enough in this business towards "user friendly" software to forget about such monsters as line-oriented editors. I have seen the screen editor that IBM has for the PC and it is real nice. Why don't they release it?

In the seminars, DRI talked a lot about Concurrent CP/M-86, which allows several tasks to be run on a single-user system. They have also released a CBASIC Compiler in a 16-bit version, and a 16-bit version of PL/1.

Gary Kildall has been personally developing a new LOGO called Dr.



Using the new Apple Lisa computer.

LOGO. I wondered why DRI should be involved with a children's educational language? Well, Dr. Kildall is deeply interested in the educational uses of personal computers, but beyond that he is interested in the application of LOGO to commercial and scientific purposes. After seeing Apple's new business machine, Lisa, and VisiOn from Visicorp (more about this later) I understand where he is going. LOGO is the ideal language for use with Mouse inputs and three-dimensional bit pads, and even voice input of data.

Just to show that it still thinks the 8-bit world will be around for a long time, Digital Research announced the new update to CP/M known as CP/M Plus (Version 3.0).

A whole new group of manufacturers exhibited machines running CP/M at the show. NCR introduced its new Decision Mate V Personal Computer using CP/M in the 8-bit version and CP/M-86 for the 16-bit version, all with CP/M graphics software. The multi-user versions will use CP/NET. It was no coincidence that the NCR announcement came just after the Digital Research press seminar. Gary Kildall was one of the speakers and his company has had a major role in the software development of the NCR personal computer. I predict that this company and its new personal computer will be an important factor in small-business computing.

I had been away from my desk on a tour of Silicon Valley and not seen my mail, so when I walked into the show I was surprised to see that Radio Shack, long a hold-out from the world of CP/M, joined it with its new Model 12 Computer. This looks like the Model 16, except it has no 68000 CPU. On the other side of the coin, Radio Shack also announced that the Model 16 will run Microsoft's Xenix on the Model 16's 68000 CPU. I've been working on the Commodore 64 computer, but had not received the CP/M cartridge. However, at the Commodore booth there it was, the very-first CP/M cartridge for the Commodore 64 shown to the public! I was impressed and pleased that the world of CP/M software would be open to low-cost computers.

The biggest crowds at the show were at the VisiCorp booth, where they were showing VisiOn, the new Mouse-operated, multi-dimensional, integrated software environment. This system enables the user to have many related spreadsheets on the screen and use the Mouse device to originate and update them. The demo used the analogy of a

desktop and file cabinet to explain how the system worked, and it worked very well indeed. This is the way we likely will be working in the near future—instead of being "paper pushers" or "keyboard jockeys", we will become "Mouse chasers"!

Since the Cable Cars are gone from the streets of San Francisco (and I miss them), I went over to one sitting on the show floor. It was the exhibit of Perfect Software, celebrating release of their whole package of integrated Perfect Software. This is one of the systems that includes Perfect Writer, Perfect Speller, Perfect Filer, and so on. They were giving away Tee-shirts, but since I am not Perfect, they didn't have my size!

I was attracted to a whole group of small single-card computers with 64K of RAM, a Z80 CPU, and I/O that fit inside the case of a 5" floppy drive. A typical model is the PMC-Mate from PMC Computers, which formerly made TRS-80 clones. We will hear more about these tiny Z80-based CP/M computers.

As I walked the show I met many people that I know from all over the country. One of them was Tony Gold. Not many people realize that this man almost single-handedly founded the CP/M Users Group, which provided the almost-free library of public-domain software. When I say "almost-free," I mean that they charged only \$8 for a disk full of software at a time when the empty diskette cost about \$5.

While resting my sore feet at the PC Magazine booth, owned by our parent company, Ziff-Davis Publishing Co., I met Seymour Rubenstein, President of Micropro International, which publishes the famous WordStar, SpellStar, InfoStar, and Mail Merge. His company was not represented at the show, and he was just a visitor enjoying the exhibits. I asked him how come they were not there and he said that they had been in a lot of shows and did not expect this one to be so well attended.

At the Ashton-Tate booth there was a thick crowd throughout the show. I pushed my way through the crowd because I hoped that my old friend, George Tate, had finally released the super word processor that he and Jerry Pournelle have been touting, but the attraction was only a new book, *Everyman's Data Base Primer Featuring dBase II*. It is an indication of the serious interest of the crowd at this show that they were mobbing the booth to buy a \$12 book about a data base!

I was amazed to see a Seiko booth devoted to software! It was promoting a locking system whereby a person buys a software package and pays only a portion of the total price, say \$49. The pur-

chaser gets partial use of the software, enough to demonstrate the value of the package. If it's wanted, the buyer pays the dealer the full price and then is given a key number to unlock the rest of the software. Bets were being laid at the show about how long it will take to crack the "protection" scheme. (Just because it's there!)

Prior to going to the CP/M-83 Show, I attended the Apple Computer meeting where the Lisa and Apple IIe computers were introduced. The Lisa will sell for almost 10 kilobucks and the Apple IIe for about \$1400. Lisa is an acronym for Local Integrated Software Architecture.

The outstanding feature of this M68000-based computer is its "Mouse" environment. A Mouse is a little gadget that fits in the palm of your hand and you move it over a flat surface which represents the screen you are watching. As you move the Mouse, the cursor on the screen moves. For example: if you move the Mouse to the upper-right corner of the surface, the cursor will move to the upper right-hand corner of the screen. There are buttons on the Mouse and, if you press them, things happen. Say there is a form in a window on the upper-right corner of the screen and it has sales numbers on it. If you use the Mouse to place the cursor on these figures and press a button, you can move the Mouse to another form in a window in the lower-left corner, press another button, and you have transferred the figures! (Since a picture is worth a thousand words, see the Lisa screen illustration pictured here.)


There are six integrated software applications for Lisa covering the core of office work. These include spreadsheets, word processing, business charts and graphics, graphic images, personal filing, and project management. These are all set up for use with the Mouse and by top-level managers who want to do as little keyboard work as possible. However, the price of \$10,000 will keep all but businesses from buying Lisa. For the rest of us, Apple will shortly release Mackintosh, a more modestly priced computer that will incorporate some of the same features. When Steve Jobs was asked if he could give the release date for Mackintosh, he answered "I could, but I won't."

Just so all the eggs are not in one basket, Lisa will also run under the UniPlus operating system, a version of UNIX from Bell Labs. This is Version III as enhanced by the University of California, Berkley. In addition, it will run Micro Focus COBOL and, in the future, it will run CP/M-68000 now being written by Digital Research in the "C" to make it portable to all M68000 machines. ◇

COM-STAR F/T

Tractor Friction Printer

only **\$349**



- Lowest price quality tractor friction printer in the U.S.A. • Fast 80 characters per second
- 40, 46, 66, 80, 96, or 132 characters per line spacing • Prints labels, letters, graphs, and tables
- List your programs • Print out data from modem services

Deluxe COMSTAR F/T PRINTER — \$349.00

The Comstar is an excellent addition to any micro-computer system. (Interfaces are available for Apple, VIC-20, Commodore-64, Pet, Atari 400 and 800, and Hewlett Packard) At only \$349, the Comstar gives you print quality and features found only on printers costing twice as much. Compare these features.

• **BI-DIRECTIONAL PRINTING** with a LOGIC SEEKING CARRIAGE CONTROL for higher through-put in actual text printing. 80 characters per second.

• **PRINTING VERSATILITY:** standard 96 ASCII character set plus block graphics and international scripts. An EPROM character generator includes up to 224 characters.

• **INTERFACE FLEXIBILITY:** Centronics is standard. Options include EIA RS232C, 20mA Current Loop. (Add \$20.00 for RS232)

• **LONG LIFE PRINT HEAD:** 100 million character life expectancy.

• **THREE SELECTABLE CHARACTER PITCHES:** • 10, 12 or 16.5 characters per inch. 132 columns maximum. Double-width font also is standard for each character pitch.

• **THREE SELECTABLE LINE SPACINGS:** 6, 8 or 12 lines per inch.

• **PROGRAMMABLE LINE FEED:** programmable length from 1/144 to 255/144 inches.

• **VERTICAL FORMAT CONTROL:** programmable form length up to 127 lines, useful for short or over-sized preprinted forms.

• **FRICTION AND TRACTOR FEED:** will accept single sheet paper.

• **224 TOTAL CHARACTERS**

• **USES STANDARD SIZE PAPER**

If you want more try —

Premium Quality COMSTAR F/T SUPER-10" PRINTER — \$449

For \$449.00 you get all of the features of the Comstar plus 10" carriage, 100 cps, 9 x 9 dot matrix with double strike capability for 18 x 18 dotmatrix. High resolution bit Image (120 x 144 dot matrix), underlining, backspacing, 2.3K buffer, left and right margin settings, true lower descenders, with super and subscripts, and prints standard, Italic, Block Graphics, special characters, plus 2K of user definable characters. For the ultimate in price performance the Comstar F/T Super 10" leads the pack!

WE HAVE THE LOWEST PRICES

We sell to customers and you save the profit margin normally made by computer stores, department stores and distributors, we are willing to take a smaller margin to develop volume. WE LOVE OUR CUSTOMERS — OUR PRICES PROVE IT!

IMMEDIATE REPLACEMENT WARRANTY

If your printer falls because of warranty defect within 180 days from the date of purchase you simply send your printer to us via United Parcel Service prepaid. We will "immediately" send you a replacement printer at no charge via United Parcel Service prepaid. This warranty applies to all products we sell because WE LOVE OUR CUSTOMERS!

15 DAY FREE TRIAL

OTHER OPTIONS

Extra Ribbons	\$ 5.95
Roll Paper Holder	32.95
Roll Paper	4.95
5000 Labels	19.95
1100 Sheets Fan Fold Paper	13.95

Add \$20.00 shipping, handling and insurance. Illinois residents please add 6% tax. Add \$40.00 for CANADA, PUERTO RICO, HAWAII, ALASKA orders. WE DO NOT EXPORT TO OTHER COUNTRIES. Enclose cashiers check, money order or personal check. Allow 14 days for delivery, 2 to 7 days for phone orders, 1 day express mail available!! Canada orders must be in U.S. dollars.

PROTECTO

ENTERPRIZES (FACTORY-DIRECT)

BOX 550, BARRINGTON, ILLINOIS 60010
Phone 312/382-5244 to order

COMSTAR F/T

ABCDEFGHIJKLMNOPQRSTUVWXYZ abcdefghijklmn
opqrstuvwxyz 1234567890
ABCDEFGHIJKLMNOPQRSTUVWXYZ abcdefghijklmnopqrstuvwxyz 1234567890

SUPER-10"

ABCDEFGHIJKLMNOPQRSTUVWXYZ
ABCDEFGHIJKLMNOPQRSTUVWXYZ 1234567890

CIRCLE NO. 40 ON FREE INFORMATION CARD

Two new Products Go A Step Beyond PCM

By Len Feldman

AT THE recent Audio Engineering Society (AES) Convention in Anaheim, CA, there were at least two product developments in digital audio hardware that could have an important and immediate impact on the way we enjoy musical reproduction in our homes. One product was designed specifically for home audio recording. The other was designed for recording studios but its attractive cost and superior performance suggest that a consumer version is not far behind.

Digital audio processors designed to work with video tape transports have been a mainstay of recording studios for several years. A few low-cost Pulse Code Modulation (PCM) processors have also been made available on a limited basis for use with home video recorders, enabling serious audiophiles to record true digital sound on video tape. PCM processors for professional use, capable of working with digital editing equipment have generally cost over \$25,000 for the basic processor alone. The high price tag has prevented many small recording studios from entering the digital audio era so there has been a rather slow start in the accumulation of digitally mastered musical fare that could ultimately be used to build digital disc libraries. That, in turn, has discouraged many producers of compact digital disc players from offering their products at as early a date as they had planned.

A Processor Without Costly PCM. dbx, Inc., best known for its linear companding noise reduction systems, has developed a processor scheduled to sell to professional audio studios for less than \$5000.00, less than one-fifth of what typically had been the price of PCM equipment. The Model 700, (Fig. 1) is totally unlike any currently available digital audio processor since it does

not employ PCM at all. Rather, it is based on an improved version of another method for digitizing audio signals, called "Delta Modulation."

In the conventional PCM approach, each sampled level of audio signal amplitude is represented by a number, produced by an analog-to-digital (A/D) converter. In Delta Modulation digital audio encoding, the numbers produced by the A/D converter represent the *differences* between successive sampled signal amplitudes rather than the total instantaneous amplitudes themselves. In its simplest form, Delta Modulation yields dynamic ranges of only around 55 dB; substantially less than the best analog records or tapes are capable of providing.

A variation of the Delta Modulation ideas is called Adaptive Delta Modulation (ADM). In this process, digital numbers produced by the A/D converter are allowed to represent *varying* differences between successive audio amplitudes. When the input signal level is changing quickly, the step-size becomes large, producing a digital output that tracks the input. Likewise, when the input signal changes slowly, the step-size is adjusted to be smaller. ADM extends the dynamic range of ordinary Delta Modulation to around 90 dB (about the same dynamic range now achieved by 16-bit PCM digital systems). While ADM represents a significant improvement over ordinary Delta Modulation in dynamic range and is far less expensive to implement than PCM, it does have other problems.

Because the introduction of a

random noise floor (known as "dither noise" in PCM) is hard to implement in ADM, such noise is not used. As a result, the ADM noise floor may exhibit a definite tonality, and low-level signals may be highly distorted. Furthermore, with typical real-world circuits, the step size referred to earlier can be adjusted only over a range of about 500 to 1, reducing the practical dynamic range of the system. ADM also tends to produce a shifting noise floor because the quantization error of an ADM system changes with signal level. If the noise floor is not far enough below the noise level input signal, "breathing" may become audible. Finally, when the input to an ADM system becomes very small in amplitude (during quiet musical passages), the converter may be asked to compare two values that differ by very small amounts. The result may be a limit on minimum step size and a consequent raising of the noise floor.

Companded Predictive Delta Modulation. That's what dbx calls its solution to the problems of Adaptive Delta Modulation. CPDM (its acronym for the new system) differs from ADM in two major respects. First, the dbx 700's converter used a precision compander in which the signal itself is varied with a voltage-controlled-amplifier to avoid overloading a fixed Delta Modulator. Second, the dbx Delta Modulator uses a "linear-prediction filter," which analyzes the history of the audio signal to predict its future.

While the term companding has



Fig. 1. The dbx Model 700 Digital Processor uses a form of delta modulation instead of PCM.

For ZX81 or TS1000 software savings, rip off this ad.



THE STAMP COLLECTOR (#31) Inventory and store up to 600 SCOTT numbers in a single session showing quantity on hand, by major classification, and provide full want list support.



STATES AND CAPITOLS (#32) Test yourself on the fifty states and their capitols. Three options of review are available. (1) States, you provide capitols. (2) Capitols, provide states. (3) A mix of states and capitols.



PINBALL (#35) Plays like real pinball complete with flippers, bumpers, "nudge," bonus points and more. Uses fast, efficient machine code to choose its moves.



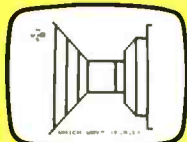
VU-CALC (#11) This program constructs, generates, and calculates large tables for financial analysis, budget sheets, and projections. An immensely powerful analysis chart.



THE FLIGHT SIMULATOR (#6) Take control of highly maneuverable light aircraft. With full controls, instrumentation and navigational aids to avoid hazards in landing.



STOCK MARKET GAME (#27) Bull or bear? This realistic simulation lets you analyze information, buy and sell stocks, take out and pay off loans and win, if you can accumulate \$50,000 in "The Market."



SUPERMAZE (#34) Navigate your way through a three-dimensional maze, with trapdoors, gold bars, marker stones, and compass. Ten separate mazes. Three-dimensional graphics.




CHESS AND CHESS CLOCK (#7) Six levels. All the legal moves including castling and enpassant. Keeps a separate record of plays made for easy reference. Play another opponent or match wits with the computer.



FORTRESS OF ZORLAC (#36) A super fast game in which you are the commander of a fleet of spaceships. Your mission is to rid the galaxy of the dreaded alien, ZORLAC.



PERSONAL FINANCE PLANNER (#28) Perform calculations, finance a house, a car, keep savings accounts, repay loans and calculate an amortization schedule which can be generated for any of the financial programs.



BACKGAMMON AND DICE (#8) A perfect blend of chance and skill. Uses machine code to choose its moves. Full game including graphics board, rolling dice, and double cube. Play the computer or another opponent.




ATOR THE ABC GATOR (#33) Designed to teach recognition and sequence of the alphabet. Combines computer instruction, music and video games.




SUPER MATH (#14) Drill yourself on addition, subtraction, multiplication, and division with five levels of difficulty. Each problem graphically depicted.



THE CUBE GAME (#9) The cube can be displayed in three views. (1) Solid; (2) Two-Dimensional (unfolded); and (3) See-thru cube (3-D). You start with the cube solved, set it up any way you like, or pick up from a previous session.



SPACE RAIDERS, BOMBER (#5) Timex/Sinclair version of the popular arcade games full of bombs and rockets and collisions with skyscrapers.



THE HOME IMPROVEMENT PLANNER (#29) Store up to 20 room measurements (length, width, height), compute total area in each (wall, floor), estimate costs of painting, wall papering and carpets and draw house blueprints.



REAL ESTATE INVESTMENT ANALYSIS (#30) Two different investment strategies. The first selection allows the user to choose between renting or buying. The second selection consists of a detailed analysis of the rental investment property.



FROGGER (#37) Plays like the arcade game. Hop the frog over traffic, snakes, crocodiles, and treacherous diving turtles before time runs out.

Sinclair, the company that invented the world's most affordable computer, has invented a way for you to order the most affordable software—right from your home!

You've never had this wide a selection before. You can play games that challenge you, instead of bore you. You can learn new household applications and business programs that reduce work dramatically.

Only Sinclair offers this special software savings. Only ZX81 or Timex TS1000 owners are eligible.

The more you buy, the more you save. A serious Sinclair software offer.

The first cassette you buy, you buy at normal cost: \$15.00. But every cassette thereafter, you get at a savings.

The list below explains how much you save, based on how much you buy. It couldn't be easier.

You were smart to buy the ZX81 or the TS1000. You'll be even smarter to take us up on this software offer. All cassettes listed at left work on both the ZX81 and the TS1000. All cassettes are 16K, which means you need the 16K Memory Module. (If you want more information on this component, please write Sinclair at the address listed below.)

But don't delay. This is a limited time software offer while supplies last.

How to order today!

Just call our toll-free number and use your MasterCard or VISA. Or send this ad with a check or money order. It's as easy as that.

Call toll-free: 800-543-3000. Ask for operator 509. In Canada call 513-729-4300, operator 509. Have your MasterCard or VISA ready when calling. Phones open 24 hours a day, 7 days a week. These numbers are for orders only.

If you simply want information, please don't call, write Sinclair Research, Ltd., 2 Sinclair Plaza, Nashua, NH 03061.

(Sorry, no refunds on software. Defective cassettes will be replaced.)

Call toll free

800-543-3000

(operator 509)

Ad. code: Mail to: Sinclair Research, Ltd.
B4PE One Sinclair Plaza, Nashua, NH 03061

Check the boxes of all cassettes you want at left. Check or money order enclosed.

Fill in the space beside total for your total payment Plus Shipping/Handling \$5.00

- 1 cassette: \$15.00
- 2 cassettes: \$25.00 (save \$5.00)
- 3 cassettes: \$35.00 (save \$10.00)
- 4 cassettes: \$45.00 (save \$15.00)
- 5 cassettes: \$50.00 (save \$25.00)
- 6 cassettes or more: \$10.00 each \$

Total:

U.S. Dollars

Name

Street

City

State

Zip

sinclair

*Sinclair technology is the heart of both the ZX81 and the Timex/Sinclair 1000.

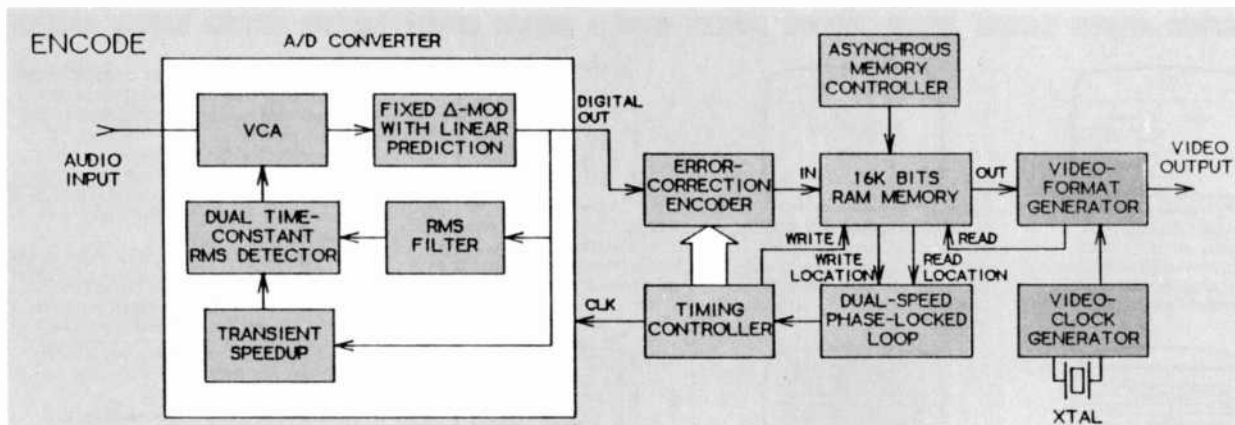


Fig. 2. Encoding in the dbx 700 digital audio processor quantizes the audio input directly, without an intermediate storage medium.

been associated by many audio enthusiasts with some undesirable forms of "breathing" or "pumping," it is important to understand that such effects are not really the fault of any companding circuit, but rather the fault of a nonlinear intermediary storage medium (such as the tape). In the case of the CPDM processor, however, the level sensing circuit of its compander obtains information directly from the digital bit stream in both the encode (record) and decode (play) modes. Since these bit streams are identical, mistracking of the system cannot occur.

As for the Linear Prediction circuit, it estimates the parameters of a coming signal by monitoring the signals that immediately preceded it. This is done 700,000 times per second. The dbx Linear Prediction circuit increased the dynamic range of a basic Delta Modulator from 55 dB to 70 dB. The companding circuit further increases the dynamic

range to more than 110 dB—some 20 dB higher than the dynamic range achieved by conventional 16-bit PCM systems. While space does not permit a detailed circuit explanation of the new dbx digital audio processor, the block diagrams of Figs. 2 (encode) and 3 (decode) may help you to understand the basics.

Tricode PCM From Sansui.

Sansui's new product introduced at the AES convention is intended strictly for home audio systems. Rather than abandon the PDM approach to digital audio recording, Sansui supposedly improved upon it, with a system called Tricode PCM. The chief virtue of the PC-X1 Processor (Fig. 4) is its ability to recover accurate PCM digital code from a VCR even when the VCR is operated at its slowest video tape speed. Previously, processors designed to work with home VCRs had to be operated at their highest speeds (Beta II, in the case of Beta-

format recorders or SP in the case of VHS machines).

When digital data is accurately stored and transmitted in a PCM system, it produces clear and open "eye patterns" on an oscilloscope, as illustrated in the lower traces of the photos in Fig. 5. A clear pattern is an indication that the 1's and 0's that represent digital data are being faithfully reproduced (lower trace). When data is jumbled, or if some digits are unrecognizable by the system, "eye" patterns appear blurred or closed, as in the upper trace of Fig. 5.

There are at least four reasons why it has been impractical, until now, to record digital PCM signals on video tape at such slow speeds.

1. A VCR scans video tracks of a video tape as it records and plays back digital data. At normal speed, track width is 58 microns. At one-third speed on a VHS machine, track width is only 19 microns. This reduction in width leads to a three-

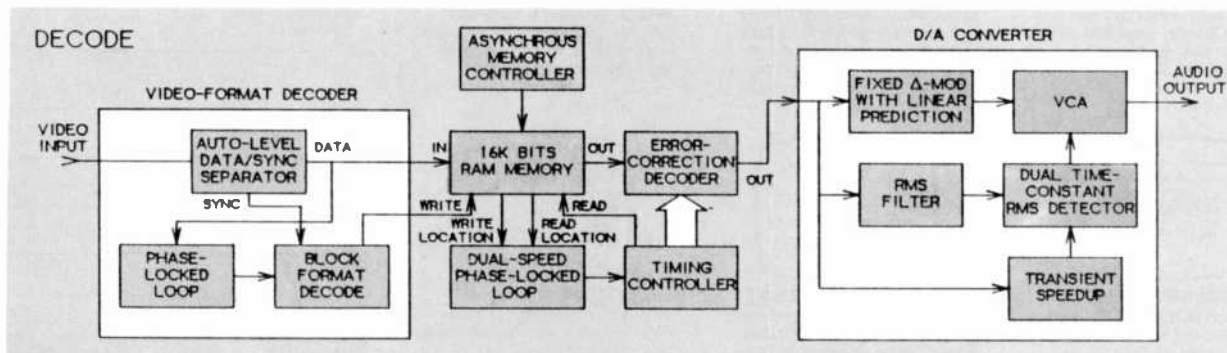


Fig. 3. The decoding scheme used in the dbx 700 digital audio processor.



Fig. 4. The Sansui PC-X1 Tricode PCM processor works with any VCR.

fold increase in noise. In addition, the head tends to trace not only the desired track but adjacent tracks.

2. Any misalignment in a VCR transport is likely to show up more prominently at slow speed than at the faster SP speed. If the mechanism is not precisely aligned, jitter or vibrational shifts in the time base occur. During playback, data must be read on a regular time base; therefore, any shifts in data time base can lead to reading errors.

3. Since the frequency response of the system is narrower at slower tape speed, variations in amplitude of the digital data are more likely to occur, causing the eye patterns to close in from top to bottom. There is not as much amplitude difference between a 0 and a 1 in the data stream.

4. VCR manufacturers, conscious of the degraded video picture quality at slower speeds, usually incorporate special circuitry to compensate. While the circuitry often achieves its purpose as far as picture quality is concerned, digital audio data is often damaged beyond recognition. For example, one form of video compensation mixes adjacent pairs of horizontal lines. Since adjacent lines are quite similar in content, such mixing tends to reinforce the image and improve video signal-to-noise ratio. In digital PCM audio, however, adjacent lines are *not* interrelated, and mixing them is likely to produce data pulses that are neither distinctly 0 nor 1. They are therefore illegible to an ordinary digital PCM processor, and cause the blurred (and undecipherable) patterns seen on the scope.

At this writing, Mr. S. Takahashi, General Manager of Sansui's Research and Development Division, would not discuss the circuit details of his invention. (Patent filings are, apparently, still in progress.) In simplest terms, however, he explained the Tricode PCM Processor by saying that it extrapolates future pulse patterns from past patterns. Thus, if there is an improper variation in amplitude, the Tricode PCM restores the correct amplitude by analyzing previous data and reinstating a pulse pattern consistent with it. Similarly, if there are jitters or vibrational shifts in the time base, Tricode PCM predicts the direction

of each shift, so that data at any instant is read correctly.

The Tricode PCM circuitry is complex, but it has been entirely incorporated into a single integrated circuit. As a result, Sansui's PC-X1 Tricode PCM Processor will work with any home or portable VCR and is expected to sell for around \$1500. (It should be available in March.) With prices for standard VCRs as low as they are, that means that a recording enthusiast could be recording digitally on video tape for under \$2000—hardly more than a good stereo analog open-reel recorder or a state-of-the-art stereo cassette deck. ◇

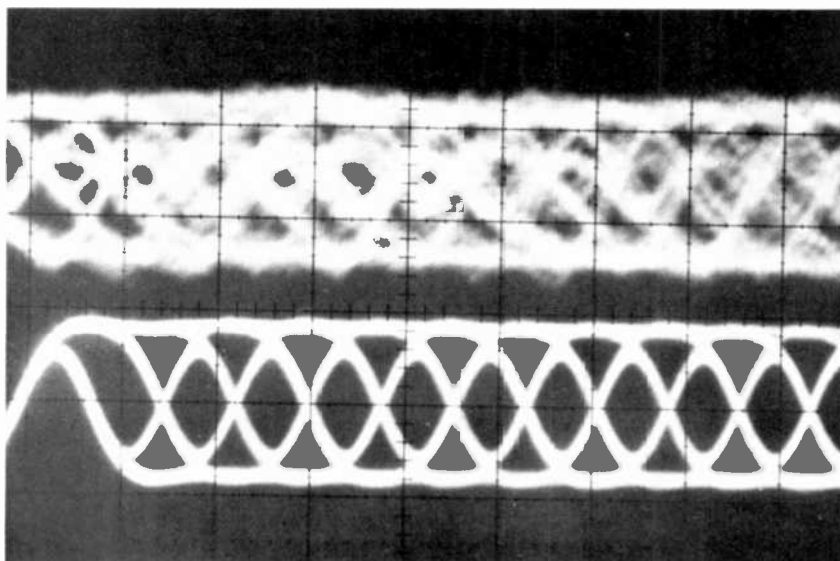


Fig. 5. Digital data recovered during playback from an ordinary processor (top) and the Sansui Tricode PCM (below).

Sony Model XL-MC1 Moving Coil Cartridge



THE Sony Model XL-MC1 brings the features and general performance characteristics of moving-coil (MC) phono cartridges into the budget price range. Its low output voltage, typical of MC cartridges, requires use of either a head amplifier or a step-up transformer to develop a signal of sufficient amplitude to drive amplifiers through conventional moving-magnet (MM) phono inputs. The stylus is not replaceable, but the cartridge plugs into its mounting bracket and can be removed and replaced almost as easily as any replaceable stylus. Suggested retail price of the Sony XL-MC1 is \$60.

General Description. The active part of the cartridge is a slender cylinder that measures about $\frac{1}{4}$ " in diameter and $\frac{11}{16}$ " long. Four short pins at the rear end of the cylinder plug into a mounting bracket that fits any tonearm headshell with standard $\frac{1}{2}$ " mounting centers. Terminals on the bracket accommodate the pin connectors from the tonearm shell. Weight of cartridge body alone is a mere 1.2 grams, while total weight of cartridge and bracket is only 3 grams, or about half that of a typical moving-magnet cartridge. For tonearms that cannot balance so light a cartridge, Sony supplies a small weight (about 2.8 grams) that installs between cartridge bracket and headshell to increase the mass to that of a conventional moving-magnet cartridge.

Inside the cartridge, a coreless armature coil, is wound in a "figure-8" pattern on a small flat bobbin. Good channel separation is achieved by having two coils wound at right angles to each other on the bobbin. A fixed magnetic field is generated by a "symmetrical flux" magnet that has no iron yoke or pole-piece structure. With the armature set inside the open end of the cylindrical magnet, it is surrounded by a uniform flux field.

An aluminum-alloy stylus cantilever extends forward from the coil bobbin,

supported and damped by a rod attached to its rear. It is fitted with an elliptical stylus (exact dimensions not specified). Cantilever and stylus are protected by an angled extension of the tubular cartridge body, whose top is cut away to allow the stylus to be viewed from above while playing a record.

Tracking force can be 1.2 to 1.8 grams with 1.5 grams recommended. The force can be increased to no greater than 2 grams if ambient temperature falls below 50°F or for playing severely warped records. Resistance of the cartridge coil is 40 ohms/channel, permitting termination in any resistance from 40 to 100 ohms without affecting performance.

Rated frequency response of the cartridge is 10 Hz to 30 kHz (no deviation tolerance given). Channel separation is specified at more than 26 dB at 1000 Hz, and channel levels are claimed to be balanced within 1.5 dB. Rated output is 0.2 millivolts.

Laboratory Measurements. Our lab tests were performed with the XL-MC1 mounted in the tonearm of a Dual Model 741Q record player. A number of high-level tracking ability test records were used to establish the vertical force required for optimum performance before we conducted our performance tests.

Very high-level low-frequency material could be played at the 1.2-gram minimum force rating, but 30 cm/s, 1000-Hz tones required a force of 1.8 grams. The German Hi-Fi #2 record could be played at the 50-micrometer level of its 300-Hz test tones at 1.5 grams and at 60 micrometers at 1.8 grams. Since we consider the latter to be a minimum requirement for a good high-fidelity cartridge, we used 1.8 grams for the remainder of our tests.

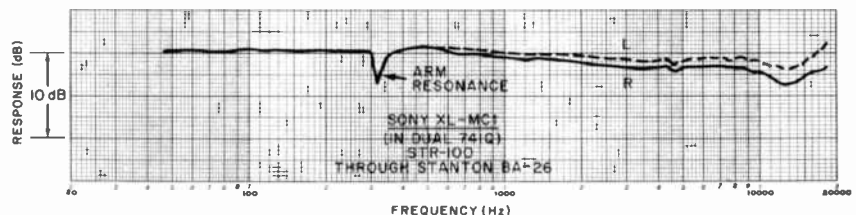
Frequency response, crosstalk, and output voltage were measured with a CBS STR100 test record. A Stanton

Model BA-26 head amplifier, which has a rated voltage gain of $\times 20$ (26 dB), was used to boost cartridge output to usable levels for all tests. At a recorded velocity of 3.54 cm/s, the 1000-Hz output from the cartridge (sans head amplifier) was 0.165 mV, and channel levels were matched within 0.5 dB. A gradual roll-off in output was observed with increasing frequency, to about -2 dB at 10,000 Hz, and the output returned to or slightly exceeded midrange levels, at 20,000 Hz. Total variation was +0/-3 dB from 40 to 20,000 Hz. Crosstalk response was relatively uniform, with channel separation of about 25 dB from 500 to 5000 Hz, after which it was at least 20 dB out to 20,000 Hz.

The low-frequency tonearm/cartridge resonance was about 10 Hz, the optimum for tracking warped records. Vertical stylus angle measured 20°. The response to the 1000-Hz square waves of the CBS STR112 test record resembled what we have measured from most good moving-coil cartridges: acceptable squareness, with top and bottom portions exhibiting extended ringing at about 40 kHz (an artifact of this record).

Tracking distortion was measured with two Shure test records. The TTR-102 is an intermodulation test record that has a mixture of 400- and 4000-Hz tones in a 4:1 amplitude ratio, recorded at peak velocities from about 7 to 27 cm/s. A standard IM analyzer was used to monitor the playback signal. Distortion did not fall below 2% at the lower velocities and was only 6% at 27 cm/s. Although this test has little correlation with the listening quality of a cartridge, it does give an indication of its ability to track very high levels without severe mistracking.

Shure's other record, the TTR-103, tests high-frequency tracking with 10.8-kHz tone bursts, at a 270-Hz repetition rate and at levels from 15 to 30 cm/s. The percentage of the 270-Hz repetition



Frequency response with a Stanton BA-26 head amplifier.

rate that is found in the cartridge's output is an indication of its ability to trace high-level bursts. In this test, the XL-MC1 was comparable to many of the better cartridges we have tested, with "distortion" readings between 0.7% and 0.9%.

User Comment. Subjective tracking tests of the Sony XL-MC1 cartridge were conducted with Shure's "Audio Obstacle Course" ERA IV and ERA V records. ERA IV confirmed our selection of 1.8 grams as a tracking force. At 1.5 grams the cartridge mistracked the two highest levels of all the selections on the record, while at 1.8 grams it exhibited only slight mistracking of the top level (#5) of the bells and flute sections. ERA V has a very different tracking test, using mixed tones instead of music, but results were similar. At 1.5 grams, the cartridge mistracked level 4; at 1.8 grams, it mistracked level 5 (out of 6).

This cartridge has the extended frequency response and strong, uniform channel separation that are hallmarks of a good moving-coil cartridge. It also shares with most moving-coil cartridges a somewhat limited tracking ability, as compared to the better moving-magnet types, even at a higher tracking force than is required by most of the latter. Output voltage is fairly typical of moving-coil cartridges. Using a Stanton BA-26 head amplifier and our Carver C-


4000 preamplifier, the cartridge provided a very ample system gain with a very low noise level.

Although it is perhaps risky to talk of a "typical" moving-coil cartridge, given the diversity existing among available models, it seems fair to say that the Sony XL-MC1 is both less expensive and lighter than any other we have seen. These differences are not trivial, with both factors being about half as great as with other moving-coil cartridges. Since a number of moderately priced receivers now have built-in moving-coil head amplifiers, the XL-MC1 becomes a reasonable choice for an inexpensive music system. On the other hand, if one must spend several times the cost of the cartridge for a head amplifier, there is little justification for its use.

We will not go into detail about the sound of the XL-MC1, beyond stating that it was as good sounding as its response measurements suggest. Its tracking ability limitations, though real, will not necessarily be detected with most record material, which it is perfectly capable of tracking. On occasion, when playing very-high-velocity recorded passages, it had a tendency to generate harsh or muddy sound, but this was a rare occurrence during our use tests, considering that we were choosing records calculated to stress the cartridge beyond its limits. *Julian D. Hirsch*

CIRCLE NO. 101 ON FREE INFORMATION CARD

Hire a fast thinker.



MOVING-COIL VS. MOVING-MAGNET CARTRIDGES

IT IS interesting and instructive to briefly compare moving-coil (MC) and moving-magnet (MM) phono cartridges in general and then to compare Sony's Model XL-MC1 (reviewed here) to a couple of other MC models we have recently tested.

There has been and still is a considerable amount of hyperbole—"hype"—that claims special sonic qualities for MC cartridges, based solely on their physical construction. However, none of this has ever been confirmed by measurement or by any properly controlled listening comparison that has come to our attention.

Comparisons. Both MM and MC cartridges are magnetic transducers in which the voltage generated is proportional to the rate of change of magnetic flux linkages with a conductor. In principle, it makes no difference whether the conductor is in a fixed field, as in MC cartridges, or the conductor is fixed and the field changes, as in various forms of moving-iron cartridges (which we lump together in the MM category). This is not meant to imply that all phono cartridges are alike or of equal merit. Rather, it means that differences result from specific design details, not transduction principles. Almost all audible distortion in record playing is due to

differences in geometry between playback and cutting styli or to mistracking.

Let us consider the real advantages and limitations of each basic type of cartridge. On the plus side, MC cartridges have very low impedance, are essentially resistive, and have a response that is virtually independent of loading. Because MC cartridges have negligible inductance, their high-frequency response, which typically extends into the ultrasonic range, is solely a function of the mechanical moving system. (Extended high-frequency response is not necessarily an advantage, as we will see below.) A low coil impedance acts like a short circuit on the input of a preamplifier and minimizes pickup of hum and noise. Also, the geometry and symmetry of good MC cartridges make it possible to achieve uniform channel separation over a wide frequency range, although this is not really fundamental to the design.

Among the disadvantages of the MC design is usually higher price, due largely to the difficulty of winding two minuscule coils in an exact physical relationship. In most cases, output voltage is less than 10% that of an MM cartridge, requiring use of a step-up transformer or a "head amplifier" to drive the magnetic inputs of most amplifiers. Using either of these "signal


5 MHz CPU Card

- Intel 8085A-2 microprocessor
- Hardware floating point
- Performs calculations six times faster than other CPUs
- On-board monitor in PROM
- 1K RAM scratch pad
- Keyboard or RS232C terminal
- Variable clock frequency

PRICE—\$450

(California residents add 6% sales tax)

Call or write Artec for details.



ARTEC ELECTRONICS, INC.

605 Old County Rd., San Carlos, CA 94070

Telephone (415) 592-2740

CIRCLE NO. 55 ON FREE INFORMATION CARD

...SONY CARTRIDGE

boosters" can, at the very least, add considerably to the cost of using MC cartridges and increase system hum and noise if they are not properly installed. (There are, however, high-output MC cartridges that can drive a reasonably high-gain amplifier directly.) Styli are usually not user-replaceable, requiring a return to a factory-authorized center for replacement.

Other disadvantages of MC cartridges have to do with actual performance. Effective tip mass of the stylus, for example, is usually greater than for an MM cartridge, although the reverse has often been claimed, and compliance is frequently lower. The result is a need for somewhat greater tracking force and a generally poorer ability to track high-level recordings. Finally, the ultrasonic response of the MC cartridge has been claimed to overload amplifier stages, giving rise to so-called "TIM" or "SID" distortion in some amplifiers.

Among the advantages of MM cartridges are lower manufacturing cost; easy user replacement of styli; sufficient output voltage to directly drive virtually all existing amplifiers without a signal booster; usually greater tracking ability at lower tracking forces; and frequency response extending only slightly beyond the audio band.

Chief among the disadvantages of the MM cartridge is a certain dependence on load conditions, since coil inductance is frequently resonated with total external load capacitance to compensate for high-frequency stylus resonance to flatten response. Even if this is not done by design, the high-frequency response of most MM cartridges is affected by load capacitance (and to some extent, resistance). Also, the high-frequency RIAA equalization of some amplifiers can be affected by the presence of a large cartridge inductance at the input.

Beyond the above factors, there are few real differences between MM and MC cartridges. Either can be expensive, though no MM cartridges so far has matched the \$1000 price of some MC types. Conversely, either type can be inexpensive, although even Sony's Model XL-MC1 cannot quite match the \$15 price of some good but inexpensive MM cartridges. A few MM cartridges provide lower output voltage than some MC cartridges, and either type can be light or heavy in weight.

Recently Tested. An excellent example of a relatively inexpensive high-output, high-quality MC cartridge is Dynavector's Model DV10X Type 3, priced at \$150. It has an output of 2.75 mV and tracks at 1.7 g. It also has exceptionally good tracking ability, low inherent distortion, and an unusually flat frequency response. In our tests, the DV10X was a notably fine cartridge, irrespective of its type of transduction.

A very different cartridge is Stanton's Model 980LZS, which is not a moving-coil cartridge but is promoted by Stanton as a "moving-coil replacement." This cartridge can be considered a moving-coil "emula-

tor," since there is no way one can tell from external characteristics or measurements that it is not an MC cartridge. Actually, it is an MM cartridge with very-low-impedance coils that generate an output of about 0.2 mV/channel, like a true MC cartridge. And, like most MC cartridges, it is immune to the effects of load capacitance and resistance. Even its \$250 price resembles that of a good-quality MC cartridge. However, it also has the advantages of the MM design, including easy stylus replacement by the user, low tracking force of 1 g or less, and superior tracking ability.

Published specifications and results of our key measurements for each of these cartridges are listed below. As we view them from the same perspective, we can see that the real differences between them reflect prices more than actual operating principles. In any given situation, a good argument could probably be made for selecting one or the other of these cartridges—or others that might have been included in this comparison—on the basis of cost, tonearm properties, etc. We

feel that each of these cartridges represents good value at its price.

With many, if not most records, there would be little or no difference in listening quality between these cartridges. Any real differences would be attributable largely to slightly different high-frequency response characteristics. With wide-dynamic-range records, such as digitally mastered or direct-to-disc recordings, the superior tracking ability of the Stanton and Dynavector cartridges would give them a noticeable advantage in sound clarity over Sony's XL-MC1 cartridge, but at considerably greater price. The major operating difference between these two cartridges would probably be in tracking force, which is about half as much for Stanton's as for Dynavector's cartridge.

Bottom Line. From the foregoing, it should be fairly obvious that how a cartridge works should be of only minor importance compared to how well it performs its task. The same holds true for any high-fidelity component. ◇

MOVING COIL CARTRIDGE COMPARISON

Manufacturer's Spec.	Sony XL-MC1	Dynavector DV10X Type 3	Stanton 980LZS
Type	MC	MC	MM
Output voltage (Hz-kHz ± dB)	10-30 (NA)	20-20 (2)	10-50 (NA)
Channel separation (1 kHz, dB)	26	20	35
Channel balance (dB)	1.5	NA	1
Dc resistance (ohms)	40	NA	3
Inductance (mH)	NA	NA	1
Load resistance (ohms)	40 to 100k	47k *	at least 100
Load capacitance (pF)	NA	50 *	less than 1000
Compliance (× 10 ⁻⁶ cm/dyne)	20	12	NA
Tracking force in grams (recommended)	1.2-1.8 (1.5)	1.5-1.9 (1.7)	0.5-1.5 (1)
Cantilever	aluminum tube	tapered alum. tube	NA
Stylus shape	elliptical	elliptical	stereohedron line contact
Replaceable	no—entire cartridge unplugs	no	yes
Weight in grams	3.0 **	4.6	5.5
Price	\$60	\$150	\$250
* Nominal values. Completely noncritical			
** Additional 2.8-gram weight supplied for arms requiring greater cartridge weight.			
Measured Performance	Sony XL-MC1	Dynavector DV10X Type 3	Stanton 980LZS
Output voltage @ 3.54 cm/s	0.165mV	2.75 mV	0.21 mV
Channel balance (dB @ 1 kHz)	0.50	0.0	0.33
Channel separation (dB)			
@1 kHz	25	33	25.5
@10 kHz	20.5	30.5	24
Freq. response (dB re 500 Hz)	+0/ -3.5	+0/ -3	±2
40-20,000 Hz			
Tracking force (grams)	1.8	1.7	1.0
Tracking ability at F*	60	70	80
(300 Hz micrometers)			
IM distortion at F** (%)	6	3	2.5
Lowest level mistracked on Shure ERA IV record	5 (bells, flute)	none	5 (bells, flute)
Vertical stylus angle (degrees)	20	22	28
* German HiFi Institute Record #2			
** Shure TTR-102			
All others using CBS STR100			

New!...the 25" Heathkit Television Computer System

Introducing the new GR-3000...the first information center, telephone, terminal, video bulletin board, modem and micro-computer interface... all part of the most future-thinking color television available for tomorrow, today.



Battery back-up preserves important data. And an Exclusion Password will protect preset picture fidelity parameters.

More to come.

New modules are arriving soon, to bring you further into the teleconsumer age:

Directory Dialer and Modem Interface.

GR-3000 will become a two-way speaker phone with memory, auto-dial and modem capabilities.

Serial Interface will


Instantly access outside

computer services and information,

plus provide RS-232/C interface with any compatible computer in the world,

and work as a superb color graphics terminal.

The Programmer will add greater memory for programming TV functions and control protocol for remote computing.



The GR-3000 Television Computer System is the only receiver designed to bring you all the unlimited information plus entertainment in this spectacular new era of multi-source televiewing.

An exclusive new microprocessor-based "telex" receiver.

The GR-3000 is an expandable kit with plug-in capacity for eight microprocessor controlled modules. The basic modules are here now. In coming months, you can add new



internal components to be ready for more advanced data retrieval, telephonic networking, and other growing life-service technologies.

But even now, with standard chassis, GR-3000 is television as you've never seen it before. Why?

A multi-level screen display delivers your choice of 4 test patterns, super-steady Monitor

Mode, and the Message Center with 16 combinational text and backdrop colors. The broadcast screen offers direct audio and video i/o, an ultra-clear picture with channel, time and date overlay. Six screens of 'help' hints make the system user-friendly.

Infrared telemetry Remote Control.

This 56-key pad can access almost every programmable feature under microcommand, including all adjustments for picture correction. And the imagination-stretching Learn Mode function, for infinitely versatile sequenced operation. Type in personal messages on your GR-3000 and the real-time calendar clock displays them whenever you want.



Get more information in the



FREE
HEATH-KIT CATALOG

Mail to
Heath Company,
Dept. 010-014
Benton Harbor, MI 49022

Name

Address

City

State Zip

GX-390

...not just a tv

Heathkit[®]
Heath
Company

COMPUTER VIDEO GAMES

Hands-On Reviews By the C & E Staff of Latest Computer Games

YOU MAY have bought your Apple, Atari, VIC-20, IBM PC, Radio Shack, Commodore, Timex, or other personal computers for the best of reasons: business, hobby, teaching aid for the kids, or product development: maybe even just out of elitism or even curiosity. But when all the work's done, it's play time, and nothing is quite as good as a computer for engaging, totally involving, interactive entertainment.

If you look upon home video games with bewildered dismay, you have good reason. The basic machines used for this don't have much brain power. The old Atari VCS (or 2600 if you will) for example, comes equipped with a big, fat 128 bytes of memory. That's not kilobytes—that's *bytes!* Virtually everything with any intelligence, memory, screen mapping and actual programming has to be on the plug-in ROM game cartridge. The wonder of it all is that nearly 15 million of the dumb video game machines have been sold so far, and they're still selling.

Yet, while home game machines from Atari and other manufacturers are getting better all the time, and some now come with a whopping 32K of RAM, the imaginative game programming geniuses have naturally, had more room to develop games for home computers.

Right now, there are over a dozen companies making ROM cartridge games for home game machines. Each one has to commit enormous amounts of capital to production, game development, advertising and promotion if the company's going to get anywhere near success. Some of these companies are ailing from undercapitalization and at least one went in Chapter XI last year.

Computer game companies don't have such grave problems. Successful game software houses have started in garages, living rooms—anywhere that there's a computer. In fact, anyone can do this if he knows how to write a program and has a home computer. Duplicating the games is simply a matter of using two disk drives, and good-quality blank disks are very reasonably priced.

The net result of all this is a proliferation of computer-game companies.

Some are big, some still in the living room.

This does create one difficulty from the game buyer's standpoint. A game may be super-good and reviewed as such in these pages. But by the time you, the readers, go out to buy it, the company may be out of business.

So we'll help—a little at least. With each computer game review is the software company's name, address and phone number. If you want a game and your favorite store doesn't have it, usually the company will be glad to fill a mail order for you.

SUBMARINE COMMANDER

ROM Cartridge for Atari 400/800/
1200.

Thorn EMI, 1370 Avenue of the Americas, New York, NY 10019, 212-997-8990. \$49.95.

Graphics ★★★★★

Gameplay ★★★

Sustained Interest ★★★★★

Type: Joystick and keyboard strategy/action game.

Memory required: Minimum resident (16K)

While the joystick and firing button are part of the controls for this excellent game from our British cousins, it is primarily a game of strategy, skill and patience. As the commander of a World War II submarine, it's your job to sink all enemy shipping in the Mediterranean Sea.



One of the game's three displays is a map of the Mediterranean, with your position marked by a white cross and the five or six enemy fleets, each marked by a black square. A second screen gives you the view from the periscope, but you have to be at proper attack depth for it to work (no more than 35 ft under the surface). The third screen is a display of your sonar and hydrophone screens, and an accumulator that tells how much enemy tonnage you have sunk.

All three displays show your gauges and instruments, which include bow plane angle, rudder angle, compass heading, air supply, sonar bottom profile, speed, torpedo supply, fuel supply, battery charge, and damage indicators.

There's a lot to keep track of, and the game has nine different skill levels. You learn how to maneuver close to the enemy on the surface, where you can make 20 knots (maximum speed submerged is 9 knots). While on the surface, your batteries recharge and your sub is gradually repaired.

You learn how to use the hydrophone to zero in on the enemy and the sonar to aim your torpedoes. The periscope lets you watch the wake of the "fish" you have fired and the explosion when you hit a ship.

But it's not all that easy. When you make your presence known by attacking, or getting too close to the ships, they start dropping depth charges, and it's time to crash dive to get away from the attack. You can be sunk, you can get stuck on the bottom in shallow waters, and you can run out of air, torpedoes, battery charge or patience with yourself. You can blow your ballast tanks to surface in a hurry, and you can adjust your speed with keyboard controls. But maneuvering appears to happen in real time, which can be agonizingly slow if you're used to fast-moving shoot-em-up games.

You can expect to take a clobbering the first few times you play this game. You must learn to adjust your attack speeds, your submerged strategy, and a number of other factors. Also look forward to spending about an hour on one game, unless you get destroyed first.

There are also different schools of thought about gameplay. Some players prefer an attack depth of 25 ft. while others may feel more comfortable at 35 ft. It's really a matter of personal style, and you can add plenty of that to this game. It's great fun, and really engrossing.

ESCAPE FROM VULCAN'S ISLE

Diskette for Atari 400/800/1200 and Apple II.

EPYX (Automated Simulations, Inc.), 1043 Kies Ct., Sunnyvale, CA 94086. 408-745-0700. \$39.95.

Graphics ★★★★★

Gameplay ★★★★★

Sustained Interest ★★★

Type: Joystick and keyboard strategy/action game

Memory Required: Atari BASIC cartridge and 40K RAM.

While adventure games are nothing new to computer buffs, the new breed of adventure—like this one—has excellent screen graphics and presents a visual scenario for most of your activities. As with the more traditional text-only adventures, you are presented with several options during the course of gameplay.

In "Escape" you are a shipwrecked sailor who is stuck on Vulcan's Isle, at first a seemingly benign place with friendly natives who live in a little village near the shipwreck site. But there are creatures who will try to destroy you—the Harrises, Satyrs, Giant Med Flies, Guards and Winged Demons. You can outmaneuver them or fight them and you get fair warning when one is nearby or about to attack.

You can win battles once you have increased your energy (power) level, which you build, along with your supply of gold. Use the gold to trade with the natives to buy useful objects like a lantern, which you will need during your explorations.

Keyboard commands let you choose various options, and you use the joystick to move your alter ego around the screen, exploring, collecting goodies, avoiding getting killed, and looking for a way to escape from the island once and for all. And yes, escape is possible, but only after playing the game several times can you learn the technique and the secret. Oh, by the way, if you try to walk out into the ocean, the computer stops you and prints on the screen, "You cannot swim!"

The computer lets you inventory your treasures and energy level at any time with an "I" command. And if you want to stop the game and resume it later, you can store it on the diskette with an "S" command.

In your wanderings, you explore the inside of a volcano, underground tombs and caverns, and through it all, you keep running into dangerous adversaries. It's fun, it's engrossing, and frustrating—in short, quite a good game.

VIDEO VERMIN

ROM Cartridge for Commodore VIC-20.

United Microware Industries, Inc., 3503-C Temple Ave., Pomona, CA 91768, 714-594-1351. \$49.95.

Graphics ★★★★★

Gameplay ★★★★★

Sustained Interest ★★★★★


Type: Joystick action game

Memory required: Minimum resident (3.5K)

When you're dealing with joystick/action video games, it's always natural to look for an arcade game counterpart, and Video Vermin particularly lends itself to this comparison. It's something like, but definitely not a copy of, Centipede.

Like the arcade game, VV has plenty of fast action, and if you happen to have one of the new Wico accessory trackball controllers, it becomes even better and faster.

As the "gardener" in this piece, you're trying to shoot and otherwise stop the many pests that invade your garden—including ants, fleas, beetles, butterflies, spiders, and even snails. When you shoot any of these creatures, mushrooms instantly grow in their place, blocking further shots in that column until you shoot them out of the way. You have to shoot out these fungi to get a clear field of fire back in that column.



You start with three "gardener" shooters (we assume they're using DDT spray guns) and you get a bonus shooter for every 10,000 points you score. You lose a spray gun every time a beastie comes in contact with you, so fast movement and accurate shooting are important.

Unlike somewhat similar games, you can shoot machine-gun fashion, which helps to build the score. Every so often, a snail scoots across the field and you'd do best to nail him because he's worth a lot of points.

Video Vermin gets very high grades as a VIC-20 game. In fact, it's one of the best VIC ROM cartridge games we've seen so far.

AIRSTRIKE

Cassette or Diskette for Atari 400/800/1200.

English Software Company, PO Box 3185, Redondo Beach, CA 90277, 213-372-3440. \$39.95.

Graphics ★★★★★

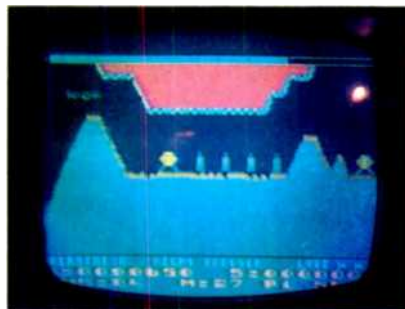
Gameplay ★★★

Sustained Interest ★★★★★

Type: Joystick, action game

Memory Required: 16K

If you've ever spent many hours and quarters playing Scramble in the arcade, you'll recognize the similarity to this game. All the elements are there: the horizontal-flying rocketship with la-



ser cannon and bombs, the ground-to-air missiles, the fuel and ammo dumps to be bombed to replenish your own supplies, and the frustration of getting so far only to crash or be shot down by one of the nasties.

The one problem with this game is that it requires two shooting controls: one to fire the laser cannon (operated by the joystick fire button) and one to drop the bombs. You release bombs by hitting the spacebar on the computer, but this bit of derring-do requires contortions that would do credit to Plasticman or a four-armed Hindu goddess. It's just not that easy for a normal, two-armed human.

The game is advertised as "Very, very difficult." And so it is! It's also very, very frustrating because of the contortions needed and the fact that it takes an awful lot of practice to get past even the first part of the game's formidable obstacles.

The directions are printed in very small type on the back of the package's box, which promptly gets lost, so it's a good idea to memorize them right away. They're not all that complicated, so this part's easy at least.


Overall, Airstrike is a good effort from a new company for the arcade freak turned home-computer devotee. It has a lot of player involvement, interest and staying power, and gets our vote as one of the better Atari computer games we've seen. ◇

Simple answers to your questions about the IBM Personal Computer.

If you're personally interested in personal computers, but want to know more, these definitions, descriptions and details should help.

"Just what is a personal computer, and how can I use it?"

The IBM Personal Computer is a



computer designed for a *person*. It's a tool to help accomplish just about anything a person needs to do with information. It can help a businessperson

solve complex problems just as surely as it can help a small child improve his or her arithmetic.

"Suppose I've never had my hands on a computer. How 'easy' will it be?"

As with any new tool, you'll want to get comfortable with the IBM Personal Computer before putting it to serious use. You'll have




some step-by-step reading, but our instructional literature involves you from the start. And the computer is on your side too—interacting with you as you learn.

There's no reason why you can't be executing programs and feeling good with the results within your first week. After a month, it should be clear that you've made a good investment, and you'll probably be telling your friends why they should get one.

"Is the IBM Personal Computer simpler or more advanced than others?"

Both. Our system has been engineered with many advanced design features (see the chart) but their purpose is to make it simpler for you. Our ten function keys are a good example. We added them to save you a lot of time and error. They are *advanced* features that add to *simplicity* and ease of operation, and that is typical of our total design.



“What kind of software programs do you have to help me?”

IBM Personal Computer software comes in many varieties, and it's all quality.

For example, if planning is part of your work, we have VisiCalc*— the “electronic worksheet.” If you maintain a business, we offer programs that help handle everything from accounting to inventory and payroll record keeping. We also have carefully chosen programs for educational use, intelligent games, a word processing program, plus communications packages that connect you and your computer to outside information services via your telephone and a device called a modem.



“How expensive and how expandable is it compared to others?”

Because of the extraordinary amount of advanced, built-in features available in the IBM Personal Computer, it can give you more quality, power and performance for your money. You're also buying extraordinary expandability— beginning with user memory that can be increased up to 32 times. (In the chart at right, one needn't be a technical whiz to add up all



IBM PERSONAL COMPUTER SPECIFICATIONS

User Memory 64K-640K bytes*	Display Screens Color or monochrome High resolution* 80 characters x 25 lines Upper and lower case	Permanent Memory (ROM) 40 bytes*
Microprocessor 16-bit, 8088*	Operating Systems DOS, UCSD p-system, CP/M 86†	Color/Graphics <i>Text mode</i> 16 colors* 256 characters and symbols in ROM* <i>Graphics mode</i> 4 color resolution: 320h x 200v* Black & white resolution: 640h x 200v* Simultaneous graphics & text capability*
Auxiliary Memory 2 optional internal diskette drives, 5 1/4" 160K bytes or 320K bytes per diskette	Languages BASIC, Pascal, FORTRAN, MACRO Assembler, COBOL	Communications RS-232 C interface SOLC, Asynchronous, Bisynchronous protocols Up to 9600 bits per second
Keyboard 83 keys, 6 ft. cord attaches to system unit* 10 function keys* 10-key numeric pad Tactile feedback*	Printer All points addressable graphics capability Bidirectional* 80 characters/second 18 character styles 9 x 9 character matrix*	
Diagnostics Power-on self testing* Parity checking*		

*ADVANCED FEATURES FOR PERSONAL COMPUTERS

the features that make our personal computer a very good buy indeed.)

“If I want a demonstration, where do I go and who will show it to me?”


Go to any authorized IBM Personal Computer dealer. The salespeople there have received special training and you should find them all quite helpful.

Ask your dealer to run the software programs that interest you most, and get your hands on the system yourself. Then you'll begin to see what this tool for modern times can do for you.

For more information on where to buy the IBM Personal Computer, call 800-447-4700. In Alaska or Hawaii, call 800-447-0890.



The IBM Personal Computer A tool for modern times



Maximize YOUR COMPUTING COMFORT & EFFICIENCY

There are a host of ergonomic considerations that influence design of computers and workstations and the way they impact on users

By Les Solomon and Al Burawa

RESearch into the human-engineering aspect of computing has taken on a new dimension of importance as more and more people become computer users. The end goal is to reduce as much as possible any form of human strain or stress resulting from long sessions at a computer, whether it's a sore back, irritated eyes, tired wrists, or even unnecessary operating complexities related to "unfriendly" software.

The efforts of manufacturers to adapt systems to human characteristics, which is an application of ergonomics or biotechnology, is a factor that buyers of computer(s) should weigh, along with how much memory comes with a machine and other considerations. Moreover, one should consider improving work-station conditions to enhance computing productivity. The following is some insight to what's being done and could be accomplished to make a human being and a computer more compatible.

Similarities to Typing. There are some basic similarities between operating a computer and typing on an ordinary typewriter. For comfortable and efficient typing, ideal height of the computer keyboard from the floor with respect to the seated operator is well established. It's the same as for a typewriter. And, since inputting (typing) is the same in both cases, a similar type of lumbar (lower-back) support chair—one that promotes good posture for minimal fatigue while seated at the keyboard—should be used.

Other computing environment features to take into account would be ambient lighting (the same or only slightly different for typing and computing),

comfort index of the air-conditioning system, ambient noise levels, and a variety of physical and psychological factors.

Perhaps the most important physical (hardware) item that determines user comfort is the computer or terminal itself. There is currently a controversy over which is the "best" type of keyboard input/video-display output (terminal) to use. Two general designs are available: (1) keyboard, floppy disk, and video display integrated into a single package; (2) systems in which these items are separate and interconnected by cables.

Two-piece terminals are most often described as having "detachable" keyboards. This configuration has two basic advantages over the integrated keyboard/display system. The keyboard can be located almost anywhere, independent of the video display unit, to offer a degree of setup flexibility not possible with integrated systems. Keyboard and video display unit, then, can be set up for the best possible arrangement for a given work station. The other major advantage of this configuration is that, should the keyboard become inoperative for any reason, *only* this item need be removed and temporarily replaced with an alternate unit until the original is restored to operating condition.

The major disadvantage of the two-piece approach is that the keyboard may prove to be *too* "portable." Since it's usually very light in weight, the keyboard unit might be placed in locations where it can be accidentally dropped, such as from a lap, or swept off a narrow work surface. Also, because the keyboard is connected to the video display unit via an umbilical cable, one can expect eventual

problems with the cable or connectors due to flexing.

Virtually all modern integrated keyboard/video-display systems are ergonomically engineered to maintain the two subsystems in fixed positions designed for user comfort and efficiency. Another important advantage is that integration keeps everything neat.

About Keyboards. A tremendous variety of keyboards are in current use. Even among keyboards that perform identical functions, different manufacturers use different criteria for their designs. Shape, layout, and "feel" of the keys can be extremely important, especially in applications that require intensive keyboard use, as in word processing. Once again, ideal parameters for computer keyboards can be borrowed from those of the standard electric typewriter.

Professional word/data processing operators prefer the same layout and spacing of the keys (on the main keyboard) that closely approximates the geometry used in modern office electric typewriters. A standard QWERTY keyboard in which alphabetic and numeric keys are the same as for typewriters has been, in most cases, adopted as the "standard," although punctuation and special characters might be located on unfamiliar keys.

All main keyboard keys should be laid out and contoured to assure maximum speed and typing efficiency with minimal effort. Extra banks of keys (for numeral entry, cursor control, and special functions), not normally within easy reach of the main keyboard, should be in a logical, easy-to-learn arrangement and the keys themselves should be shaped and sized about the same as for the main keyboard.

The slope of the keyboard, height of the "home" keys above the level of the typing surface, and pressure required for positive and reliable keystroking are just as important as keyboard geometry. A keyboard that's too high or too low for comfortable typing will cause an operator's wrists, forearms, and even neck and back to tire quickly. Keys that require too much pressure will have a similar effect on fingers, while too little pressure will result in erratic entry of data.

The "feel" of the keys is frequently the most important ergonomic factor professional users take into consideration. It's not uncommon for an operator to reject a keyboard with perfect geometry because the keystrokes don't "feel" right. High-quality keyboards have a feel much like that of a good office electric typewriter and provide either tactile or audible feedback to assure the user of successful entry. Keys shouldn't feel "rubbery" or "stiff" and must move very smoothly, with no evidence of sticking or other er-

ratic behavior. Any departure from these ideals will reduce typing speed, efficiency, and comfort.

Finally, the height of the front edge of the keyboard, where the operator usually rests his wrists or the heels of his hands, should be considered in selecting a unit. Very-low-silhouette keyboards might have the SPACE-bar row of keys only a fraction of an inch above the surface on which the keyboard rests, eliminating any concern in this area. But most keyboard assemblies, even those in ergonomically designed professional systems, place this row of keys an inch or more above the surface, which could place stresses on the hands and forearms unless corrective measures are taken. In such cases, professional operators might push the keyboard several inches away from them to allow their wrists to rest on the table surface. A more direct solution, and one that keeps the keyboard at a more comfortable proximity, is to use a device known as a wrist rest.

The terminal keyboard, then, is a very important part of a computing work station, ergonomically speaking. A wide range of factors must be taken into account, choices becoming increasingly more critical as time spent per session at the work station increases. All-day operation demands selection of the best human-engineered keyboard designs available.

Video Display Monitor. When personal computing first became a practical reality, no one really anticipated the severity of the operator problems that began to appear with prolonged sessions at video terminals. (One can't escape using a video monitor, basically because of the economy of displaying text and graphics on a CRT screen, and editing and correcting errors *before* printing it out in hard-copy form.) Since serious operators spend a large portion of their time at a terminal viewing video displayed material, the video display monitor has recently been the subject of much controversy.

Solving the ergonomics of keyboard design, didn't quite eliminate the complaints made by computer operators. Some of the remaining

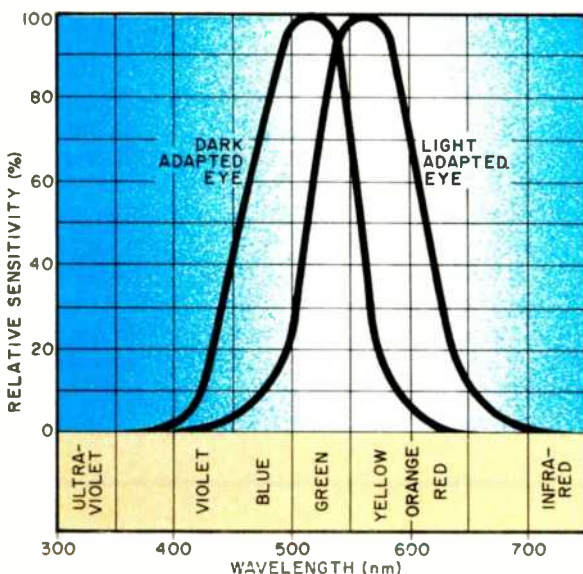


Fig. 1. Sensitivity to light of dark-adapted and light-adapted eyes.



LAST NIGHT, COMPU SERVE TURNED THIS COMPUTER INTO A TRAVEL AGENT FOR JENNIE, A STOCK ANALYST FOR RALPH, AND NOW, IT'S SENDING HERBIE TO ANOTHER GALAXY.

NO MATTER WHICH COMPUTER YOU OWN, WE'LL HELP YOU GET THE MOST OUT OF IT.

If you've got places to go, CompuServe can save you time and money getting there. Just access the Official Airline Guide Electronic Edition—for current flight schedules and fares. Make reservations through our on-line travel service. Even charter a yacht through "Worldwide Exchange."

If your money's in the market, CompuServe offers a wealth of

prestigious financial data bases. Access Value Line, or Standard and Poor's. Get the latest information on 40,000 stocks, bonds or commodities. Then, consult experts like IDS or Heinold Commodities. All on line with CompuServe.

Or if, like Herbie, intergalactic gamesmanship is your thing, enjoy the best in fantasy, adventure, and space games. Like MegaWars, the ultimate computer conflict.

To get all this and more, you'll

need a computer, a modem and CompuServe. CompuServe connects with almost any personal computer, terminal, or communicating word processor. To receive an illustrated guide to CompuServe and learn how you can subscribe, contact or call:

CompuServe

Consumer Information Service
2180 Wilson Road, Columbus, Ohio 43228

800-848-8199

In Ohio, call 614-457-8650

complaints, it was soon discovered, specifically concerned the size of the CRT screen, displayed number of lines vertically and number of characters horizontally, distance away from the viewer, angle of view, and even color of the display.

Early attempts at relieving irritations induced by video displays resulted in integrated keyboard/display terminals with screens set at a fixed distance and nonadjustable angle for comfortable viewing. Screen size was more or less standardized at 10" to 13" diagonally, with 24 or 25 lines of 80 characters of displayed text the norm for professional systems. Addition of variable intensity, contrast, and focus controls made it possible for users to adjust displays for minimal eye stress. These changes, singly and in combination, went a long way toward solving many of the prevalent complaints. But they didn't solve all of them.

What Color? The latest controversy to come to the attention of computer terminal users revolves about, of all things, the *color* of characters displayed on video display screens. A steadily growing body of evidence is proving that display color is *very* important for operators who work at their computers for prolonged sessions. So much evidence has been gathered by very credible people and organizations, in fact, that it would be foolhardy to dismiss as unimportant the question of the color of the display.

Earliest full-screen video displays presented the viewer with white characters on a black background. In general, black-and-white displays have a high degree of contrast that viewers might initially find easy on the eyes. However, it was frequently found that white characters on a black background (and black characters on a white background) caused "burning" eyes and other temporary eye irritations. A few years ago, in an effort to relieve these problems, green-on-black character displays became popular. It was found that green displays helped to relieve many of the com-

plaints of computer operators.

Until very recently, the only color choices available for monochrome video displays were white and green. Now, we're hearing and reading about yellow/amber, which some purport to be superior, ergonomically speaking, to both of the "traditional" colors. Some very impressive data has recently been compiled and published to support the contention that a yellow/amber display is, indeed, the best color to use for video displays. A brief review of the research that led to the announcement by proponents of yellow/amber displays is in order.

Confronted with complaints of eye irritations, a great deal of research has been conducted both here and abroad to determine the causative factors involved and to determine how to solve the problems. To make the research as meaningful and complete as possible, just about every physical and psychological parameter has been investigated, including time pressures, work loads, ambient lighting, air conditioning, video monitor placement, and the total work environment. Going a step further, even the physiology of the eye has come under scrutiny. These studies revealed many interesting facts about video monitors.

One very important fact noted early was that much of the eye problems encountered are attributable to

the human eye mechanism with respect to color of the video display monitor. As early as 1976, only a year after the personal microcomputer became a practical reality, a study conducted by Skandia Insurance Company of Sweden revealed that the eyes were more frequently identified as a source of discomfort than either the back or shoulders, which ranked second and third, respectively.

Research into eye/video-screen interaction has revealed many psychophysical factors. At the top of the list is the spectral sensitivity of the eye in relation to the wavelength of light. As illustrated in Fig. 1, sensitivity to brightness is greatest at about 555 nanometers (nm), in the yellow/green range of the color spectrum. The graphed data also reveals a slight difference between light- and dark-adapted eyes.

A study of the spectral energy distribution of a "white" P4 phosphor commonly used in video CRTs reveals peaks in the blue and yellow regions about one diopter apart. It was assumed that the eye would continuously refocus between these two peaks, causing stresses and, if prolonged, headaches. While there's no concrete evidence to actually *prove* this premise, we do know that the eye oscillates naturally at about a 0.25-diopter amplitude at a 1-to-2-Hz rate.

After considerable study and ex-

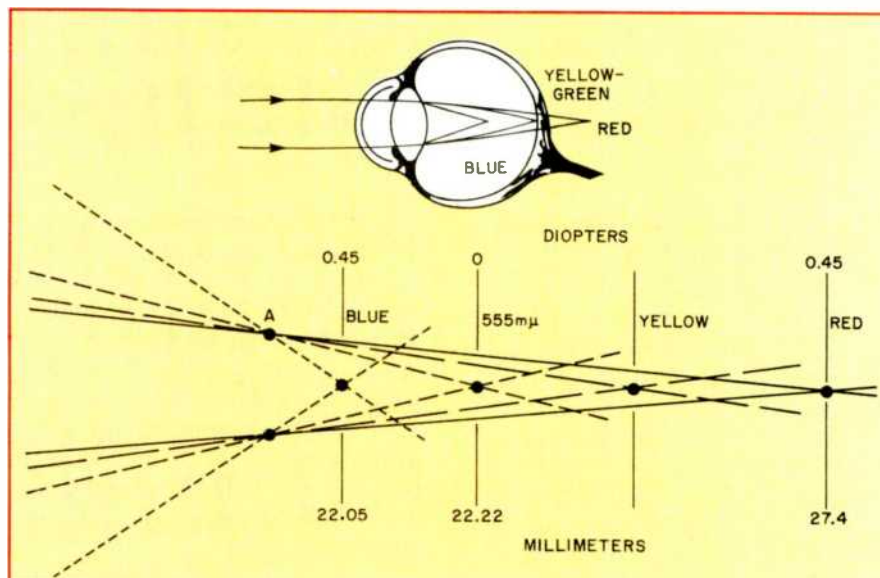


Fig. 2. Physical and diagrammatic representations of the chromatic aberration of the human eye.

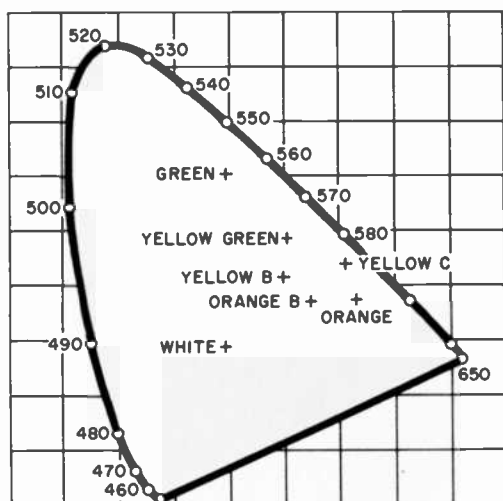


Fig. 3. At left are the positions of six different color symbols and white in the German Standard color diagram; and below are the results of a study of which are preferred on video monitors.

	Relative Performance	Preference Scores*
Green	+0.91	6.91
White	+1.83	6.48
Yellow-B (white with filter)	+5.58	7.18
Orange-A (white with orange filter)	-4.91	2.20
Yellow-A	+5.66	7.46
Yellow-C (yellow with amber filter)	+7.83	8.16
Orange-B (yellow with orange filter)	-16.5	1.65

*Scale ranges from 0 (no preference) to 10.

perimentation long before video terminals were developed, yellow proved to be such a highly visible color that it's now extensively used for road signs. The body of evidence that proves this point can be exemplified by a series of experiments conducted back in 1958 by Heinson. On a scale of 0 to 100, to rate quality of color visibility at a distance of about 200 yards, results were as follows: yellow rated 95; fluorescent yellow, 73; fluorescent orange, 69; orange, 54; fluorescent red, 51; red, 35; blue, 26; and green, 24.

Armed with the knowledge that the human eye is a highly chromatic but not color-corrected mechanism, Hartridge concluded in 1939 that it would appear that color fringes would be an important adjunct of vision. Absence of color fringing can be explained by assuming that yellow focuses at the retina of the eye and red and green focus slightly to either side of the retina, making circles of larger dimension, but of almost equal size and combining to produce yellow. This slightly enlarges the blur circle. Furthermore, the blue end of the spectrum is so

poorly focused as to be relatively dispersed and perhaps even below the threshold of vision (Fig. 2).

One recent study asserts that, if the symbol displayed is a different color from that of the background, the eye won't be able to bring the two into focus simultaneously. Actually, color contrast between symbol and background may be an aid to visual acuity, as long as the color differences are great enough.

In a German study, white and six different symbol colors were produced by CRTs with different phosphors (Fig. 3). Thirty test subjects (male and female between 19 and 42 years old), were required to make eye movements between the video screen and a sheet of paper for each combination of symbols and phosphors. With all tests completed, participants were asked to specify which color combination they preferred for their own video monitors. Results of the query, shown in the table accompanying Fig. 3, reveal that a yellow screen with an amber filter results in performance figures four times greater than those for a black-and-white display (7.83 to

1.83) and that green, yellow, and amber screens were preferred. Few of the test subjects cast votes for orange displays.

The German experiments also revealed that brightness and contrast of the displayed symbols were more important than the colors themselves when they were within the desired area of the spectrum. Filters placed in front of a white or other color phosphor offered no advantage, since they reduced spectrum bandwidth and luminescence. Only CRTs with phosphors that generate the desired colors were recommended. Finally, stray light impinging on the CRT screen had the effect of reducing contrast and creating blur.

An Austrian study focused attention on yellow and green. Some test subjects found no difference at all between the two colors, while others leaned definitely toward one or the other. Performance improvement was shown over a three-hour work period, with a higher rate of improvement for subjects who used yellow characters. Heart rates also declined during the test periods, but less for subjects who worked with yellow characters. Decrease of visual acuity during work (temporary myopization) correlated well with different lengths of working periods and occurrence of breaks. It takes 10 to 15 minutes to regain good distance vision after focusing continuously on a video screen. Less myopia appeared among subjects who used yellow screens; yellow characters producing less reduction in visual ability than green characters.

The paper in which the Austrian test results and remarks appeared concludes that sustained working with a video display monitor does not change visual receptor functions but leads to functional changes in accommodation mechanisms and selective color adaptation.

Although considerable scientific evidence is mounting in favor of using yellow/amber phosphors for video displays, manufacturers have been slow to move in this direction. Norway, Sweden, and Germany are now starting to use green, amber, and yellow in their terminal designs. German Trade Association Regulations covering design and use of video monitors have selected



Inside Apple

Apple Computer Inc., 20525 Mariani Avenue, Cupertino, California 95014

Vol. 1 No. 2

For the authorized Apple dealer nearest you, call 800-538-9696 (800-662-9238 in California.)

Fruitful Connections.

There are more people in more places making more accessories and peripherals for Apples than for any other personal computer in the world.

Thanks to those people — in hundreds of independent companies — you can make the humblest 1978 Apple II turn tricks that are still on IBM's Wish List for 1984.

But now we're coming out with our very own line of peripherals and accessories for Apple® Personal Computers.

For two very good reasons.

First, compatibility. We've created a totally kluge-free family of products designed to take full advantage of all the advantages built into every Apple.

Second, service and support.



Now the same kindly dealer who keeps your Apple PC in the pink can do the same competent job for your Apple hard-disk and your Apple daisywheel printer.

So if you're looking to expand the capabilities of your Apple II or III, remember:

Now you can add Apples to Apples.

A joy to behold.

The new Apple Joystick II is the ultimate hand control device for the Apple II.

Why is it such a joy to use?

With two firing buttons, it's the first ambidextrous joystick — just as comfortable for lefties as righties.

Of course, it gives you 360° cursor control (not just 8-way like some game-oriented devices) and full X/Y coordinate control.

And the Joystick II contains high-quality components and switches tested to over 1,000,000 life cycles.

Which makes it a thing of beauty. And a joystick forever.



Gutenberg would be proud.


Old Faithful Silentype® has now been joined by New Faithfuls, the Apple Dot Matrix Printer and the Apple Letter Quality Printer.

So now, whatever your budget and your needs, you can hook your Apple to a printer that's specifically designed to take advantage of all the features built into your Apple. With no compromises.

The 7x9 Apple Dot Matrix Printer is redefining "correspondence quality" with exceptional legibility.

With 144x160 dots per square inch, it can also create high resolution graphics.

The Apple Letter Quality Printer, which gets the words out about 33% faster than other daisywheel printers in its price range, also offers graphics capabilities. See your authorized Apple dealer for more information and demonstrations. Because, unfortunately, all the news fit to print simply doesn't fit.





Up the creek without a paddle?

Or lost in space? Or down in the dungeons?

Whatever your games, you'll be happy to know that someone has finally come out with game paddles built to hold up under blistering fire. Without giving you blisters.

Apple Hand Controller II game paddles were designed with one recent discovery in mind:

People playing games get excited and can squeeze very, very hard.

So we made the cases extra rugged. We used switches tested to 3,000,000 life cycles. We shaped them for holding hands and placed the firing button on the right rear side for maximum comfort.

So you'll never miss a shot.

A storehouse of knowledge.

If you work with so much data or so many programs that you find yourself shuffling diskettes constantly, you should take a look at Apple's ProFile™, the personal mass storage system for the Apple III Personal Computer.

This Winchester-based 5-megabyte hard disk can handle as much data as 35 floppies. Even more important for some, it can access that data about 10-times faster than a standard floppy drive.

So now your Apple III can handle jobs once reserved for computers costing thousands more.

As for quality

and reliability, you need only store one word of wisdom:

Apple.



Launching pad for numeric data.

Good tidings for crunchers of numerous numbers:

Apple now offers a numeric keypad that's electronically and aesthetically compatible with the Apple II Personal Computer. So you can enter numeric data faster than ever before.

The Apple Numeric Keypad II has a standard calculator-style layout. Appropriate,

because unlike some other keypads, it can actually function as a calculator.

The four function keys to the left of the numeric pad should be of special interest to people who use VisiCalc®. Because they let you zip around your work sheet more easily than ever, adding and deleting entries.

With one hand tied behind your back.



yellow, orange, or green for monochrome displays. While American manufacturers have been slow to follow the Europeans in this respect, there is some move in this direction. USI Computer Products Division, for example, is offering a line of amber video display terminals. The Heath Company's new H-100 series of all-in-one desktop personal computers offers buyers a choice of display colors, including nonglare white, green, and amber.

At this writing, very few of the companies worldwide that manufacture products for professional and home computing make available amber video displays. As support of amber displays increases, however, we can expect to see more and more terminal products incorporating the "new" color.

Use of neutral-density or color optical filters on a CRT for contrast or perception enhancement usually results in operators slightly increasing display brightness, which causes spots created on-screen to enlarge. One does obtain greater brightness, but at the expense of slightly defocused (blurry) images.

When the matrix that makes up a displayed character is observed in a slightly blurry condition, it takes on the effect of being displayed on a medium-to-low-bandwidth video monitor and may lead to eye fatigue.

At a viewing distance of 18", a typical user can usually separate dots (that form displayed characters) on the order of 0.005". Since viewers usually feel most comfortable with bright, sharply focused images that produce a brightness range of at least 30:1, screen filters should be carefully selected.

Computer Furniture. It would be inaccurate and unfair to place all the blame for operator ills on computer terminals. Except in relatively rare cases, manufacturers of computer products, having been made aware of the complaints, have striven to correct deficiencies. In general, professional and many home computer products are generally designed following sound ergo-

nomie principles. Almost all of the complaints remaining can be directly attributed to factors outside the computer, perhaps the most important being the furniture used at computer work stations.

An ergonomic computer work station begins with the surface on which the video terminal sits. The task is greatly simplified for all-in-one computers and systems in which keyboard and video display monitor are integrated into a single terminal unit, since obtaining a typewriter-table height with sufficient depth and workspace on both sides will suffice. Standard office typewriting stations can be directly adapted for use in environments with this type of terminal or computer.

For stations at which only word and data processing functions are to be performed, a simple computer system table, preferably with adjustable height and with sufficient workspace on either or both sides of the terminal's location, will suffice.

This type of "desk" is very similar to the typing returns common with secretarial desks, except that it's usually 30" deep. (Add-on returns, on the other hand, are only 24".)

As a rule, the computer system table is the least expensive type of "desk" available for the computer office. In its least expensive form, the table consists of little more than a work surface and the legs to support it. However, it can be made to suit just about any special need by adding an optional module that bolts to the bottom of the work surface to provide storage facilities for manuals, floppy disks, extra disk drives, etc. and bookshelves that mount above the computer or terminal.

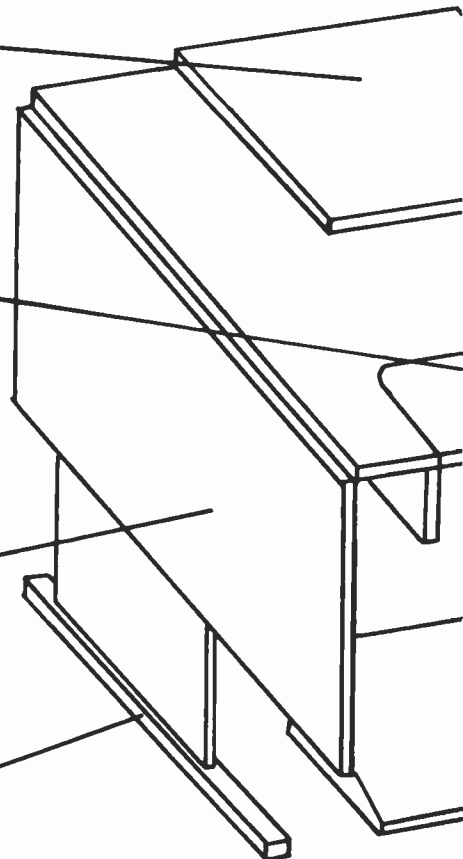
In very elaborate single-operator setups, full-size desk-height modules can be bolted to computer system tables. Individual computer system tables can be bolted together with the aid of sturdy triangle connectors to give one operator more work space or to provide work sta-

*VIDEO MONITOR PLATFORM RAISES,
LOWERS, TILTS, MOVES TOWARD/
AWAY FROM OPERATOR, SWIVELS*

*ADJUSTABLE-HEIGHT
KEYBOARD PLATFORM*

*FOLD-DOWN EXTENSION
(ONE OR BOTH SIDES)*

*STABILIZER RAILS
WITH LEVELERS*



...COMPUTING COMFORT

tions for two or more operators in multi-user setups.

Computer-system-table-based setups can be used with both integrated and two-piece video terminals, although they're more appropriate for the former. Most retailers who sell computer products to the professional market offer at least one version of these modular systems at point of sale.

Home computerists who buy from electronics specialty stores, computer outlets, discount stores, and mail-order houses can also obtain this type of furniture—but not presently from furniture or most office-supply stores. Local computer stores are good places to try. Even if they don't have the furniture in stock, most can order it.

True ergonomic computer workstation furniture is designed for maximum user flexibility. For example, it allows you to adjust the

height of the terminal keyboard independently of the video display monitor (in two-piece systems) to the most comfortable levels and positions. Additionally, a turntable accessory placed under the video display monitor can provide a means for swiveling the monitor and even tilting it by 5° to 10° up and down for easy viewing. If a workstation is equipped with a video display monitor platform, it might be adjustable by 6" or more in height above the work table, by as much as 9" toward and away from the operator, and by 5° to 10° tilt up and down, with 360° of rotation around its perpendicular axis.

It's obvious from the foregoing that application of ergonomics to computer furniture isn't based on the size of the "average" person, as has traditionally been the case with other office furniture. By offering a wide range of controls, ergonomic computer furniture can be adjusted for operators who are much shorter or taller than "average."

Ergonomics in the computer environment also takes into account conditions that formerly escaped consideration. For example, any work station can be equipped with an adjustable (or fixed) resilient wrist support that greatly reduces wrist, shoulder, and arm strain. Also, a fixed- or adjustable-angle footrest can be used to good advantage for comfortable in-place computing. Being seated at a computer terminal for hours at a time with the feet flat on the floor can and often does cause reduced circulation and tiring of the leg muscles. By slightly elevating the feet and placing them at a more natural angle while seated, a footrest promotes good circulation and places less stress on leg muscles.

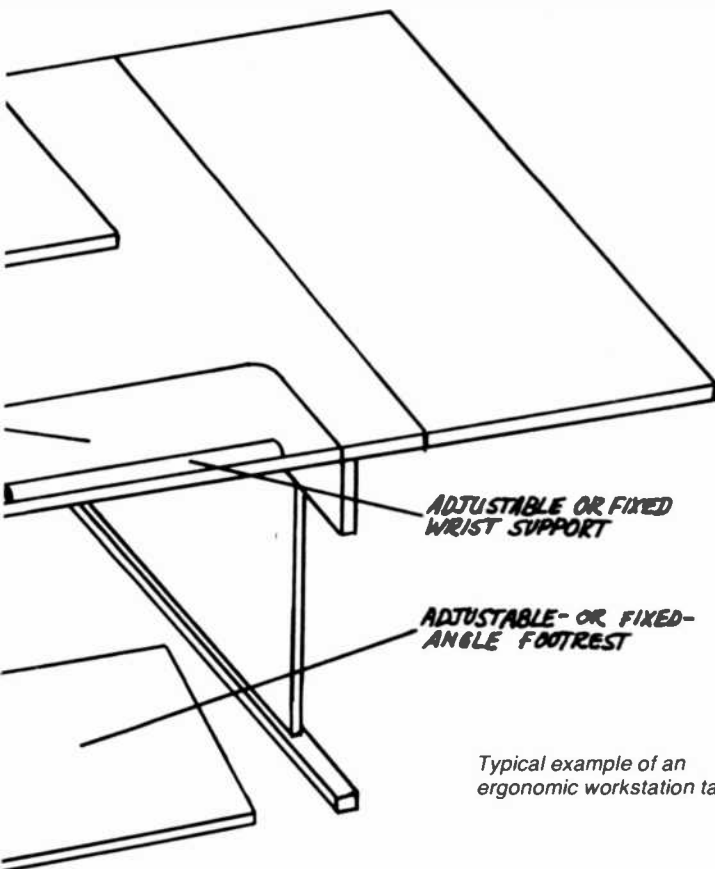
The chair at a work station is a very important element of any computer setup. No matter how well designed the rest of the furniture at a computer work station, poor selection of the chair will erode operator comfort and result in decreased efficiency. The typical ergonomic chair is designed to promote good posture, which assures maximum comfort and encourages maximum efficiency.

Ergonomic chairs, like work stations, are sturdy and fully adjustable. Available with and without arm supports, they're equipped with casters for easy movement. They have facilities for adjusting height and horizontal positioning of lumbar-support backs, height of seat above floor, and arm-rest height (where applicable). Additionally, all seats, backs, and arm-rests are specially contoured and padded for comfort and to aid in circulation.

Physical Parameters. Just how everything at a computer workstation should be arranged for maximum comfort depends on the individual operator. However, some generalized guidelines that roughly define limits of the physical parameters involved have been suggested by the National Institute for Occupational Safety and Health. The various dimensions and angles illustrated in Fig. 4 are defined as:


• A) Height of the home row of keys on the keyboard should be be-

(Continued on page 48)



Typical example of an ergonomic workstation table.

“If you’re going to learn electronics, you might as well learn it right!”



“Don’t settle for less. Especially when it comes to career training...because everything else in your life may depend on it. That’s why you ought to pick CIE!”

You've probably seen advertisements from other electronics schools. Maybe you think they're all the same. They're not!

CIE is the largest independent home study school in the world that specializes exclusively in electronics.

...

Meet the Electronics Specialists.

When you pick an electronics school, you're getting ready to invest some time and money. And your whole future depends on the education you get in return.

That's why it makes so much sense to go with number one... with the specialists... with CIE!

There's no such thing as bargain education.

If you talked with some of our graduates, chances are you'd find a lot of them shopped around for their training. Not for the lowest priced but for the best. They pretty much knew what was available when they picked CIE as number one.

We don't promise you the moon. We do promise you a proven way to build valuable career skills. The CIE faculty and staff are dedicated to that. When you graduate, your diploma shows employers you know what you're about. Today, it's pretty hard to put a price on that.

Because we're specialists, we have to stay ahead.

At CIE, we've got a position of leadership to maintain. Here are some of the ways we hang onto it...

Our step-by-step learning includes "hands-on" training.

At CIE, we believe theory is important. And our famous Auto-Programmed Lessons teach you the principles in logical steps.

But professionals need more than theory. That's why some of our courses train you to use tools of the trade like a 5 MHz triggered-sweep, solid-state oscilloscope you build yourself—and use to practice troubleshooting. Or a Digital Learning Laboratory to apply the digital theory essential to keep pace with electronics in the eighties.

Our specialists offer you personal attention.

Sometimes, you may even have a question about a specific lesson. Fine. Write it down and mail it in. Our experts will answer you promptly in writing. You may even get the specialized knowledge of all the CIE specialists. And the answer you get becomes a part of your permanent reference file. You may find this even better than having a classroom teacher.

Pick the pace that's right for you.

CIE understands people need to learn at their own pace. There's no pressure to keep up... no slow learners hold you back. If you're a beginner, you start with the basics. If you already know some electronics, you move ahead to your own level.

Enjoy the promptness of CIE's "same day" grading cycle.

When we receive your lesson before noon Monday through Saturday, we grade it and mail it back—the same day. You find out quickly how well you're doing!

CIE can prepare you for your FCC License.

For some electronics jobs, you must have your FCC License. For others, employers often consider it a mark in your favor. Either way, it's government-certified proof of your specific knowledge and skills!

More than half of CIE's courses prepare you to pass the government-administered exam. In continuing surveys, nearly 4 out of 5 CIE graduates who take the exam get their Licenses!

Associate Degree

Now, CIE offers an Associate in Applied Science Degree in Electronics Engineering Technology. In fact, all or most of every CIE Career Course is directly creditable towards the Associate Degree.

Send for more details and a FREE school catalog.

Mail the card today. If it's gone, cut out and mail the coupon. You'll get a FREE school catalog plus complete information on independent home study. For your convenience, we'll try to have a CIE representative contact you to answer any questions you may have.

Mail the card or the coupon or write CIE (mentioning name and date of this magazine) at: 1776 East 17th Street, Cleveland, Ohio 44114.



CIE Cleveland Institute of Electronics, Inc.
1776 East 17th Street, Cleveland, Ohio 44114

PE-84

YES... I want the best of everything! Send me my FREE CIE school catalog — including details about the Associate Degree program — plus my FREE package of home study information.

Print Name _____

Address _____ Apt. _____

City _____

State _____ Zip _____

Age _____ Phone (area code) _____

Check box for G.I. Bill information: Veteran Active Duty

MAIL TODAY!

tween 28 $\frac{1}{4}$ " and 31". The European recommendation is 28 $\frac{1}{4}$ " to 29 $\frac{1}{2}$ ", while the U.S. military specification is 29 $\frac{1}{4}$ " to 31". In the design of ergonomic computer furniture, at least this, and usually greater, range can be accommodated via operator-adjustable controls.

- B) Viewing distance to the screen of the video display monitor should be between 17 $\frac{1}{4}$ " and 19 $\frac{3}{4}$ ", but not over 27 $\frac{1}{2}$ ", for screens measuring between 10" and 13" diagonally.

- C) The center of the CRT screen should be 10° to 20° below the horizontal plane of the viewer's eye level. There's some controversy here, however. At least one researcher recommends that the top of the screen be below eye level, while another researcher claims that the top of the screen should be 10° to 15° below eye level, with no portion of the screen at an angle greater than 40° below the horizontal.

- D) Recommended angle between upper and lower arms when seated at the keyboard is between 80° and 120° for maximum operator comfort.

- E) Angle of the wrist in the typing attitude should be no greater than 10°.

- F) The keyboard should be at or below elbow height.

- G) Sufficient room should be left under the work surface to accommodate all leg movement without hindrance.

The above recommendations should be followed to initially set up an ergonomic work station. With actual experience garnered from several extended-period sessions at the work station, the various parameters can be adjusted to suit individual needs and desires.

Environmental Conditions. Selecting an ergonomic computer work station and equipping it with an ergonomic chair doesn't complete the task of setting up an ergonomic center. One must also take into consideration other physical and psychological factors that will encourage efficiency.

Ambient lighting is an important factor to bear in mind. As a rule, the light level should be sufficient for *all* tasks to be performed, including viewing video-displayed text and any printed and written matter without strain. Generally, a mix of natural sunlight and indirect overhead fluorescent lighting is best, but fluorescent-only lighting is a good alternative. *Never* place a video display terminal in a location where the CRT screen will receive direct sunlight, for example. The same ap-




Fig. 4. Recommended workstation dimensions as detailed in text.

plies to man-made light. If a terminal can't be located where it will be shielded from direct overhead lighting, equip the display unit with a CRT visor, which can be obtained from most computer specialty products suppliers.

Ambient sound level should be minimized to eliminate distractions that can reduce operator efficiency. Some of the noise sources that greatly intrude on a computer operator's concentration include: constantly ringing telephones, typewriters, passing traffic, loud music, and even the hard-copy printer used with the computer.

If possible, locate computer work stations away from telephones (or reduce the level of the telephone's bell to minimum or replace the bell with a less insistent tone signal) and typewriting stations. There are two ways to deal effectively with traffic noise—select a room away from the street or acoustically treat the room (carpeting and acoustical tiles on walls and ceiling work wonders).


Music is OK in the computing environment, as long as it isn't intrusive. If you must have it, keep it soft and select a type that doesn't reduce concentration.

There's no need to keep a hard-copy printer at the computer work station, since all copy will normally be reviewed on the video display monitor's screen before it's printed out. Therefore, it's best to locate the printer where it will be convenient if necessary, but not so near that its normal operating noise will be intrusive. Of course, if the printer *must* be near the computer work station, you can consider buying one of the new low-noise printers or equip an existing noisy printer with a noise shield, which can be obtained from some computer specialty houses.

Adjusting ambient temperature for 68° to 72° F and humidity to 30% to 40% will eliminate any concern about the "air" factor and operator efficiency. (These are also the ranges recommended for optimum computer operation.)

One psychological factor sometimes overlooked in setting up a computer work environment—any office environment, for that matter—is the color scheme. The working environment can have a very beneficial effect if a color scheme that doesn't intrude is used. Very bright and highly contrasting colors can be disadvantageous. Some colors, specifically the fluorescent variety, can have a disturbing "pulsing" effect, while dark and drab colors (dark green, brown, gray, etc.) can set the wrong mood. Practically speaking, mixing neutral and earth-tone colors, such as pearl-gray, tans, toned-down oranges, wood-tone browns, and greens, sets a good psychological mood and contributes strongly to an efficient, comfortable working environment.

Summing Up. A carefully planned and executed ergonomic computer working environment is at its best when all factors, physical and psychological, are considered. This is particularly true in professional applications, where computer operators are required to spend hours at a time computing and word/data processing. ◇



The new HX-20 Notebook Computer.
Where was it when I was a kid?

Epson.

The new Epson HX-20 Notebook Computer is perfect for kids. But it's not just for kids.

The HX-20 has as much total memory as most popular desktop computers. And, like a desktop, you can connect it to a monitor, add extra memory, use a cassette or microcassette to load and store programs, play games, even interface with other computers through a telephone modem.

But that's where the similarity ends. Because, unlike a desktop, the HX-20 has the hardware you need to do word and data processing anywhere. Built in. It has enough internal power to run for 50-plus hours, a full-size keyboard, a scrollable LCD screen, even a handy little microprinter.

But more importantly, it has something that no comparable personal computer can match: a price tag of under \$800. You can have *everything* you need to do real computing for a lot less than the cost of most desktop computers. A lot less.

The new Epson HX-20 Notebook Computer. It's perfect for kids, salespeople, business executives, students — anyone who's looking for an affordable way into serious computing.

For the Epson computer dealer nearest you, just call (800) 421-5426, or in California (213) 539-9140.

Try it out. After all, why should kids have all the fun?



EPSON
EPSON AMERICA, INC.
COMPUTER PRODUCTS DIVISION

3415 Kashiwa Street • Torrance, California • (213) 539-9140

CIRCLE NO. 25 ON FREE INFORMATION CARD

An Active VOLTAGE REFERENCE

Variable zener makes useful voltage calibrator

By Michael Andrews

WHEN a reasonably accurate dc source is required for calibration purposes, some of us reach for what we hope is a good alkaline or mercury cell. As many have discovered, this is usually not the best choice. One can also use a zener diode having the desired (or close to desired) voltage breakdown. However, if the zener current varies, so does the output voltage.

The Active Reference shown in Fig. 1 reduces this inconsistency by presenting a constant impedance to the zener source, coupled with the capability of providing four (or more if desired) output reference voltages from a single zener.

Zener diode *D1* uses *R1* and one of the 9-volt batteries to develop the 5.1-volt (in this case) source. Op amp *IC1*, in conjunction with *R2* (R_{in}) and a switch-selectable *R3* through *R6* (R_f) serves both as a buffer and active attenuator whose output is defined by the choice of the selected R_f value. In this arrangement, *IC1* is an inverting amplifier whose stage gain is equal to R_f/R_{in} . By proper choice of these elements, output of the op amp is predictable.

For example, if R_f is 100,000 ohms and R_{in} is 100,000 ohms, the stage gain is 1, making the output equal to the input (zener) voltage. If R_f is 10,000 ohms with R_{in} remaining at 100,000 ohms, the stage gain equals 0.1 which equates to a divide-by-10. Therefore, the output voltage becomes 0.51 volts. There are limits on how far this concept can be carried, and these are determined by the noise floor of the op amp and as-

sociated circuit components.

If you have a laboratory-calibrated voltmeter, a 100,000-ohm potentiometer can be substituted for the switched R_f , and the output monitored by the voltmeter. Accuracy of the Active Reference is dependent on the tolerance of the resistors and zener diode used.

The Active Reference can also be

used to emulate odd values of zener diodes in regulated power supplies, such as that shown in Fig. 2. This illustrates a conventional series-pass configuration with the output determined by the Active Reference level. The transformer, rectifier, and filters should be able to handle the desired output; the 2N3055 should be heat sunk. \diamond

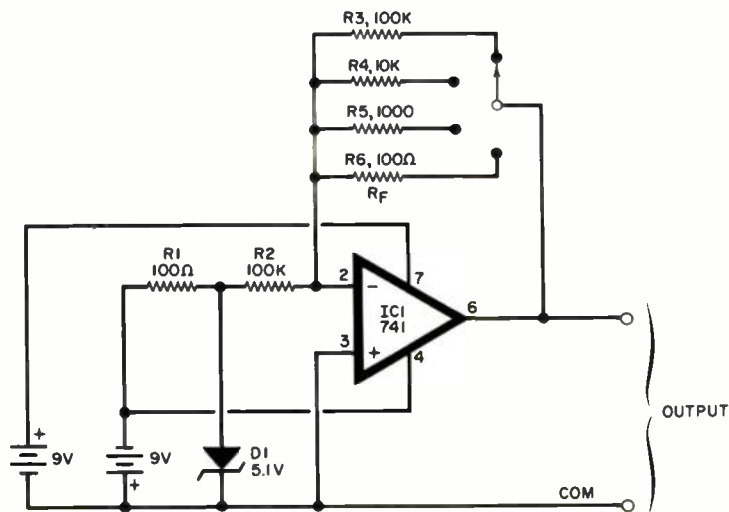


Fig. 1. Schematic of the active reference circuit.

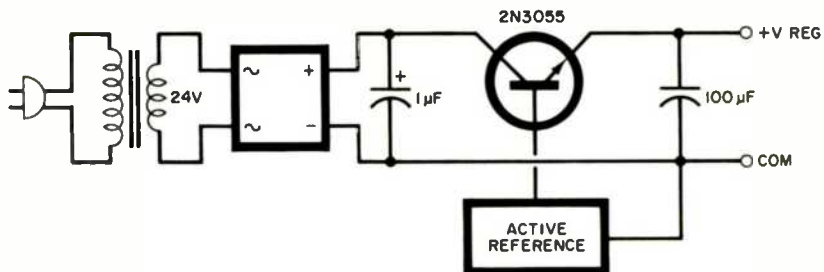


Fig. 2. The active reference can be used in regulated power supplies.

THE COMMODORE 64 MICROCOMPUTER

...ITS WONDERS AND POTENTIAL

Utilizing the new 6150 microprocessor and 64K user memory, and packed with a host of new features, Commodore's latest is no mere beefed-up VIC-20

AT THE 1981 National Computer Conference, displays of personal computers were relegated to the basement floor at the exhibit hall in Chicago. To me the most interesting product at the entire show reposed there—the Commodore VIC-20.

(continued overleaf)



It had only 5K of memory at that time, with a 3K expansion unit promised in the future. The only method of loading and saving programs was with the VIC tape-cassette recorder, though plug-in program cartridges and disk drives were promised down the road. What it did have to fire my imagination was color graphics, four voices of music, a full-stroke typewriter keyboard, and a low price.

After a while, the promises were indeed fulfilled. In fact, much farther than one would have imagined. Now Commodore has introduced its big brother, the Commodore 64. It looks like a VIC-20 with 15 times as much memory, a few extra features, and a suggested retail price of \$595, twice that of the VIC-20 (which is heavily discounted). As with any other new computer, a bevy of appropriate software and peripherals can be expected in the future, according to its maker. (Judging from past performance, Commodore should provide proper support for this machine.) Come with me as we take a "hands-on"

tour of the Commodore 64 to explore its wonders and potential.

From the onset you should know that the 64 is no mere beefed-up VIC-20. Beneath its grey plastic shell lies an original computer design. Whereas the VIC-20 is a 5K machine that's expandable to 32K, the 64 comes supplied with 64K of RAM. Furthermore, the 64 has a 40-column by 25-line screen display compared to the VIC-20's 22-column by 23-line screen. And where the VIC-20 employs the ever-popular 6502 CPU, the 64 uses the new 6510 microprocessor. For you software writers, the latter has the same instruction set as the 6502, but features more input/output lines. And there are other major differences.

General Description. The basic Commodore 64 package is composed of a keyboard unit, an external power supply unit, a video switch for a TV set, a connecting cable, and a User's Manual.

Looking at the rear and right side of the unit, one sees many connectors, switches, and card-edge slots. To those familiar with the VIC-20, this would be the first realization that this is a different machine.

On the right side, are two control ports, where as the VIC-20 has one. Each is a "D" shaped 9-pin socket. They are used to connect joysticks, paddles, or other game controls. The port nearest the front of the machine can also be used to connect a light pen. Next comes the ON/OFF power switch and a socket for the power cable connector.

Looking at the rear of the unit, we see a rectangular slot with a 44-pin edge-connector card. This is for plugging in program or game cartridges. Cartridges for the VIC-20 will not fit into this connector, unfortunately. Since there are so many cartridges for the VIC, it seems wasteful not to be able to use them on the Commodore 64. However, there are sound reasons having to do with the 64's memory structure that explain why this cannot be done.

Next to the cartridge slot is the TV channel selector. A built-in r-f modulator works with channels 3 or 4. As in the VIC-20, we found this to be unsatisfactory because it was hard to adjust and the leads pick up all kinds of radio-frequency interference from the environment. (Our test area is in mid-town Manhattan, one of the highest TV interference areas in the United States. So our results typify a worst-case situation. We discovered that, if the video leads are wound through a ferrite core, it helps a great deal. Try it if you have problems like ours. An RCA-type jack is located next to the channel selector switch, which is for the cable to the video game/computer switch.

Next is a 5-pin DIN connector for audio/video connections. Pins 3 and 5 are audio-out and audio-in, respectively. They can be connected to an audio system for use in reproducing the music you compose with your Commodore 64. Pin 1 controls video luminance. Pin 4 is video-out; Pin 2 is GND. This connector provides NTSC composite color video. If you have a monitor, you can attach it directly to this connector. It substantially improves color and graphics quality.

The next connector is the serial port. It is a six-pin DIN connector and serves the Commodore 64's serial bus. This is a daisy-chain ar-



Inside view of the Commodore 64. Note the few number of parts due to use of VLSI.

angement designed to let the computer communicate with such serial devices as the VIC-1541 disk drive and the VIC-1525 graphics printer. It is not an RS232 serial bus, however, but a serial network arrangement. There are three types of operation possible over this bus: Controller, Listener, and Talker.

A Controller device controls operation of the bus, a Talker transmits information over the bus, and a Listener receives information. The Commodore 64 Computer may be any of these devices. It can control operation of the bus; it is a Talker when it sends information to a printer or a disk; it is a Listener when it receives information from a disk. Since all the devices connected to the bus receive the same information, each one on the bus has an address. The Commodore 64 routes the information to the correct device address. Only one device on the bus can be a Talker; all the other devices are Listeners. The Commodore 64 serial bus can support up to five devices at one time. At this time, the VIC-1525 printer uses address 4 or 5, and the VIC 1541 disk drive uses address 8.


The 44-pin edge connector user port connects to either parallel or serial devices. If an RS232C cartridge is installed, the Commodore 64 can be used with all kinds of RS232C devices. The circuits are designed so that, when the serial bus is in use, the RS232C circuits are disabled.

The cassette port is a six-pin male edge connector that the Commodore "Datasette" plugs directly into. The Datasette digital data storage device can record and playback programs. The cassette port controls the drive motor as well as transmitting and receiving the data.

The final connector on the rear of the computer is an expansion port. This is a 44-pin, female connector that brings out all the data, address, and control lines for system expansion.

Keyboard. The Commodore full-size, typewriter-style keyboard appears to be identical to that on the

PIN DESCRIPTION OF THE EXPANSION PORT



NAME	PIN	DESCRIPTION
GND	1	System ground
+5 VDC	2	(Total USER PORT and CARTRIDGE devices can
+5 VDC	3	draw no more than 450 mA.)
IRQ	4	Interrupt Request line to 6502 (active low)
R/W	5	Read/Write
DOT		
CLOCK	6	8.18 MHz video dot clock
I/O1	7	I/O block 1 @ \$DE00-\$DEFF (active low) unbuffered I/O
GAME	8	active low ls ttl input
EXROM	9	active low ls ttl input
I/O2	10	I/O block 2 @ \$DF00-\$DFFF (active low) buff'ed ls ttl output
ROML	11	8K decoded RAM/ROM block @ \$8000 (active low) buffered ls ttl output
BA	12	Bus available signal from the VIC-II chip unbuffered 1 ls load max.
DMA	13	Direct memory access request line (active low input) ls ttl input
D7	14	Data bus bit 7
D6	15	Data bus bit 6
D5	16	Data bus bit 5
D4	17	Data bus bit 4
D3	18	Data bus bit 3
D2	19	Data bus bit 2
D1	20	Data bus bit 1
D0	21	Data bus bit 0
GND	22	System ground
GND	A	
ROMH	B	8K decoded RAM/ROM block @ \$E000 buffered
RESET	C	6502 RESET pin (active low) buff'ed ttl out/unbuff'ed in
NMI	D	6502 Non Maskable Interrupt (active low) buff'ed ttl out, unbuff'ed in
φ2	E	Phase 2 system clock
A15	F	Address bus bit 15
A14	H	Address bus bit 14
A13	J	Address bus bit 13
A12	K	Address bus bit 12
A11	L	Address bus bit 11
A10	M	Address bus bit 10
A9	N	Address bus bit 9
A8	P	Address bus bit 8
A7	R	Address bus bit 7
A6	S	Address bus bit 6
A5	T	Address bus bit 5
A4	U	Address bus bit 4
A3	V	Address bus bit 3
A2	W	Address bus bit 2
A1	X	Address bus bit 1
A0	Y	Address bus bit 0
GND	Z	System ground

Overbar means active low

"I built this 16-bit computer and saved money. Learned a lot, too."

Save now by building the Heathkit H-100 yourself. Save later because your computer investment won't become obsolete for many years to come.

Save by building it yourself. You can save hundreds of dollars over assembled prices when you choose the new H-100 16-Bit/8-Bit Computer Kit – money you can use to buy the peripherals and software of your choice.

H-100 SERIES COMPUTER SPECIFICATIONS:

USER MEMORY:
128K-768K bytes

MICROPROCESSORS:
16-bit: 8088
8-bit: 8085

DISK STORAGE:
Built-in standard
5.25" disk drive.
320K bytes/disk

KEYBOARD:
Typewriter-style.
108 keys, 13
function keys,
18-key numeric pad

GRAPHICS:
Always in graphics mode.
640h/225v resolution;
up to eight colors
are available

COMMUNICATIONS:
Two RS-232C Serial
Interface Ports and
one parallel port

DIAGNOSTICS:
Memory self-test
on power-up

AVAILABLE SOFTWARE:
Z-DOS (MS-DOS)
CP/M-85
Z-BASIC Language
Microsoft BASIC
Multiplan
SuperCalc
WordStar
MailMerge
Data Base
Manager
Most standard
8-bit CP/M
Software

128K bytes standard. Optional.

The H-100 is easy to build – the step-by-step Heathkit manual shows you how. And every step of the way, you have our pledge – "We won't let you fail." Help is as close as your phone, or the nearest Heathkit Electronic Center.


And what better way to learn state-of-the-art computing techniques than to build the world's only 16-bit/8-bit computer kit? To run today's higher-speed, higher-performance 16-bit software, you need an H-100. It makes a significant difference by processing more information at faster speeds.

Dual microprocessors for power and compatibility. The H-100 handles both high-performance 16-bit software and most current Heath/Zenith 8-bit software.

Want room to grow? The H-100's standard 128K byte Random Access Memory complement can be expanded to 768K bytes – compared to a 64K standard for many desktop computers.

And the industry-standard S-100 card slots support memory expansion and additional peripheral devices, increasing future upgradability of the H-100.

High-capacity disk storage, too. The H-100's 5.25" floppy disk drive can store 320K bytes on a single disk. The computer also supports an optional second 5.25" and external 8" floppy disk drives. And an optional multi-megabyte internal Winchester disk drive will be available in the near future.



The H-100 gives me the most for my computer dollar!



Critical circuits are pre-assembled, making the H-100 easier and faster to build!

Want beautiful high-resolution graphics? You can create extensive charts, drawings, graphs and symbols to meet your needs — using the H-100's bit-mapped graphics and its 640 x 225 pixel video display.

The H-100 gives you total communications flexibility. Three interface ports let you plug in dot-matrix and letter-quality printers as well as other peripherals.

Compare the H-100's exceptional capabilities with other desktop computers:

COMPUTER:	Heathkit H-100	IBM Personal Computer	Apple III
MICROPROCESSORS:			
16-bit:	8088	8088	—
8-bit:	8085	—	6502
RANDOM ACCESS MEMORY:			
Minimum:	128KB	16KB	128KB
Maximum:	168KB	576KB	256KB
FLOPPY DISK STORAGE:			
Per Diskette:	320KB	320KB	140KB
Maximum Internal:	640KB	640KB	140KB
8" Floppy Support:	Standard	—	—
EXPANSION SLOTS:	Five S-100 (four available)	Five (three available)	Eight
I/O PORTS:			
Parallel:	1	Optional	—
Serial:	2	Optional	1
VIDEO DISPLAY:			
Line Columns:	25 x 80	25 x 80	24 x 80
Pixels Colors:	640 x 225 (8 colors)	640 x 200 (2 colors) 320 x 200 (4 colors)	560 x 192 (15 colors)
OPERATING SYSTEMS:	CP M-85, Z-DOS (MS-DOS)	CP M-86, PC-DOS (MS-DOS), UCSD P-System	Apple SDS

Information current as of 8/31/82.

External disk storage available soon.

Learn by building. When you build and operate the H-100, you learn more about this sophisticated computer system and its unique 16-bit/8-bit software capabilities.

Learn from outstanding documentation. One of the most important parts of any computer system is documentation — and Heathkit documentation is among the industry's best. Our instruction and operating manuals are fully detailed, in the world-famous Heathkit tradition.

Learn by doing. Many of our software programs come with a complete set-up and operating manual. More complete than most other software documentation, each manual not only tells you what the program will do — it shows you the easiest way to accomplish each task.

We back you all the way. With Heathkit computer products, technical assistance and expertise is as close as your telephone — or the nearest Heathkit Electronic Center. Complete technical assistance and service is available at over 60 locations nationwide.

Buy from a leader. When you choose a Heathkit computer, you get the backing and reliability of the world's leader in quality electronic kits for over 50 years! You can count on us for quality, service, reliability and value at kit prices that give you more computer for your dollar!

See the H-100 in action. Visit your nearby Heathkit Electronic Center, which



Always in graphics mode, you can control each of the H-100's 144,000 screen dots! (Color graphics optional)

has the world's first 16-bit/8-bit computer kit, peripherals and software programs on display. See your telephone white pages for the nearest store location. Or mail the coupon today for a FREE, full-color Heathkit computer catalog.

CLIP COUPON AND MAIL TODAY TO:

Heath Company, Dept. 310-01-
Benton Harbor, MI 49022

Please send my FREE Computer Catalog, with details on the new 16-bit/8-bit H-100 Computer Kit, today!

Name

Address

City State

CP-218 Zip

Heathkit Electronic Centers are units of Veritechnology Electronics Corporation. Heath Company and Veritechnology Electronics Corporation are subsidiaries of Zenith Radio Corporation. Prices, product availability and specifications are subject to change without notice.

Heathkit
Heath
Company

VIC-20, but there are differences in operation. The Commodore 64 keyboard, which has 66 upper/lower-case keys, has a ten-character type-ahead buffer that is used to hold data in the keystrokes until the computer can process it. Data is processed in the order in which it is received. While the computer is processing the first character, the second and third can be held in the buffer. This is a useful feature because it enables the user to anticipate input to familiar programs.

The keyboard has much the same appearance as a typewriter's, except that there are additional keys and there is a second set of markings on the cube-front of the keys. The SHIFT key works just like that on a typewriter. Many of the keys are capable of displaying two letters or symbols and two graphic characters. In the upper/lower case mode, the SHIFT gives you standard upper-case characters. In the upper-case/graphics mode, the SHIFT key will display the graphic character on the right-hand side of the key front.

There are also two keys for cursor control and a key that controls operation of the cassette recorder and program execution. In addition, there are keys for editing the characters shown on the screen. Two of these are marked CRSR (for cursor) and each has an arrow to indicate the direction it moves the cursor. The CLR/HOME key positions the cursor at the upper-left corner of the screen. When it is shifted, it clears the screen. The INST/DEL key moves the cursor and deletes the character as it moves. When it is shifted, it allows you to insert characters. The RESTORE key is used to return the computer to the state it was in before you made some program changes.

The four user-defined function keys on the right side of the keyboard are used in many different ways, depending on the program being run. The keys are marked F1, F3, F5, F7 on the tops and F2, F4, F6, F8 on the fronts. We like this idea because it helps in making repetitive entries, but we must admit that the

first time we saw a reference to F4 it confused us and we had to stop and figure out where it was. The SHIFT key is used to obtain the even-numbered functions.

The CTRL (control) key also has the function of changing the colors of text being entered, as well as in usual control functions. Text colors are marked on the front of the number keys.

There is a key marked RUN/STOP that's used to stop a running program in the lower-case position and to automatically load a program using the tape cassette unit. We found this to be a very useful addition to the keyboard.

Another useful key only found on Commodore keyboards was marked with the company logo. This is called the "Commodore" key, and

PIN DESCRIPTION OF THE USER PORT


1 2 3 4 5 6 7 8 9 10 11 12



A B C D E F H J K L M N

PIN	DESCRIPTION	NOTES
TOP SIDE		
1	GROUND	
2	+5V	(100 mA MAX.)
3	RESET	By grounding this pin, the Commodore 64 will do a COLD START, resetting completely. The pointers to a BASIC program will be reset, but memory will not be cleared. This is also a RESET output for the external devices.
4	CNT1	Serial port counter from CIA #1
5	SP1	Serial port from CIA #1
6	CNT2	Serial port counter from CIA #2
7	SP2	Serial port from CIA #1
8	PC2	Handshaking line from CIA #2
9	SERIAL ATN	This pin is connected to the ATN line of the serial bus.
10	9 VAC +phase	Connected directly to the Commodore 64 transformer (50 mA MAX.).
11	9 VAC -phase	
12	GND	
BOTTOM SIDE		
A	GND	
B	FLAG2	
C	PB0	
D	PB1	
E	PB2	
F	PB3	
H	PB4	
J	PB5	
K	PB6	
L	PB7	
M	PA2	
N	GND	

Now! A 60 MHz Tektronix scope built for your bench.



Wide-range vertical sensitivity: Scale factors from 100 V/div (10X probe) to 2 mV/div (1X probe). Accurate to $\pm 3\%$. Ac or dc coupling.

Two high-sensitivity channels: dc to 60 MHz bandwidth from 10 V/div to 20 mV/div; extended sensitivity of 2 mV/div at > 50 MHz.

Sweep speeds: from 0.5 s to 50 ns. To 5 ns/div with X10 magnification.

Delayed sweep measurements: Accurate to $\pm 3\%$ with single time-base 2213; to $\pm 1.5\%$ with dual time-base 2215.

Complete trigger system. Includes TV field, normal, vertical mode, and automatic; internal, external and line sources; variable holdoff.

Probes included. High-performance, positive attachment 10-14 pF and 60 MHz at the probe tip.

In 30 years of Tektronix oscilloscope leadership, no other scopes have recorded the immediate popular appeal of the Tek 2200 Series. The Tek 2213 and 2215 are unapproachable for the performance and reliability they offer at a surprisingly affordable price.

There's no compromise with Tektronix quality: The low cost is the result of a new design concept that cut mechanical parts by 65%. Cut cabling by 90%. Virtually eliminated board electrical connectors. And eliminated the need for a cooling fan.

Yet performance is written all over the front panels. There's the bandwidth for digital and analog circuits. The sensitivity for low signal measurements. The sweep speeds for fast logic families. And delayed sweep for fast, accurate timing measurements.

The cost: \$1200* for the 2213. \$1450* for the dual time base 2215. You can order, or obtain more information, through the Tektronix National Marketing Center, where technical personnel can answer your questions and expedite delivery. Your direct order includes

probes, operating manuals, 15-day return policy and full Tektronix warranty.

For quantity purchases, please contact your local Tektronix sales representative.

**Order toll free:
1-800-426-2200
Extension 49**

In Oregon call collect:
(503) 627-9000 Ext. 49

*Price F.O.B. Beaverton, OR. Price subject to change

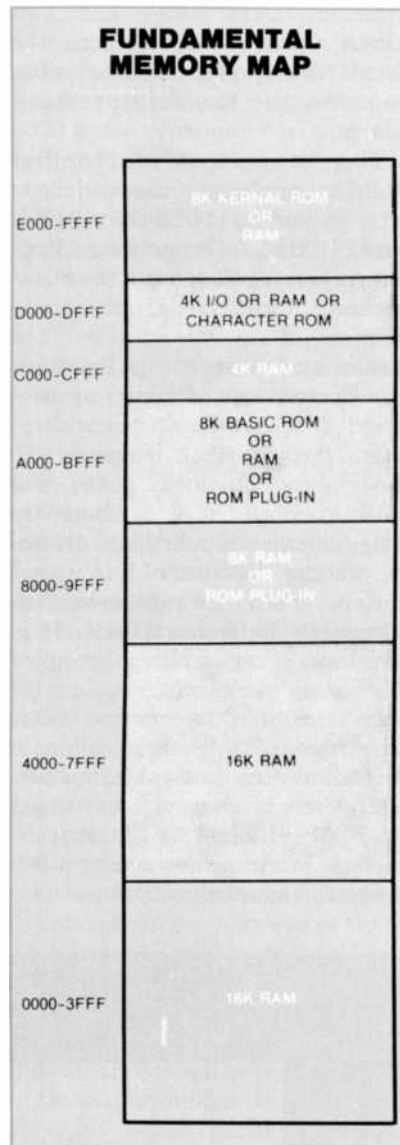
Peripherals. The CP/M Cartridge contains a Z80 CPU and the CP/M operating system. When CP/M is installed, it uses the installed memory and I/O circuits. However, the screen editing features of the 64 do not work with CP/M. Therefore, special CP/M software in the Commodore 64 format are required to run on this computer, and a better disk system than the VIC-1548 will be required.

The Commodore 64 uses two forms of data storage. The first is the digital cassette, which plugs into the cassette port and provides serial data storage. Unlike audio frequency shift recording, the digital recording techniques used by Commodore are reliable. However, they are slow. Since the recorder can only control the drive in one direction, real file handling is not possible. Instead, it is customary to read the entire file into memory, examine the data, edit it, sort it, and then re-record it on tape. This procedure is limited by the size of the memory, and thus, it is not always satisfactory. In any event, the cassette tape provides a low-cost, reliable way of storing large amounts of data.

The disk drive supplied for use with the Commodore 64 is the VIC-1541, an intelligent disk system controlled by its own 6502 microprocessor with a 2K RAM buffer. It can hold about 175K of data, with about 167K to 168K per file.

This disk system has the drawback of communicating over the serial bus, which is a slow procedure. Further, it has a low data capacity. This last characteristic will make it unsatisfactory for use with CP/M, which requires that considerable system software be accessed from the disk. (Commodore is talking of adapting its larger disk systems for the Commodore 64. This will require the IEEE interface and special software.)

The VICModem is a direct-connect modem that operates at 300 baud and plugs into the Commodore 64 (as well as the VIC-20). It plugs into the user port and has a cable that connects into the telephone line through a modular jack. The



device has FCC approval and, therefore, requires no telephone-company device to directly connect into the lines. Commodore supplies communication programs at three levels. Level I is a program called Term 64 (a modification of VICTerm-1) that enables the user to communicate with networks like The Source and CompuServe. Level II is called EasyCom 64, which will provide extra communications facilities. Level III is called Office Terminal. This is a program for the business user, providing for electronic mail and auto dial and answer. We only used Level I, which we had to modify to use with the Commodore 64. It works well and we could contact the Commodore group on Compuserve. That is

where we found out that we were not the only ones having trouble with the disk drive.

VIC-1525 PRINTER. The VIC-1525 is a serial dot-matrix printer designed to work with either the VIC-20 or the Commodore 64 computers. It is capable of printing upper/lower case characters, graphic characters, numerals, symbols, and dot-matrix graphics from the Commodore 64 screen. The printer receives its input from the Serial Bus, being "daisy-chained" with the VIC-1541 disk drive.

This printer works well and is an excellent value for a low-cost printer with graphics printing capability. Unfortunately, the 6 by 9 character matrix gives the output a crude look that we associate with early dot-matrix printers. The actual character size is only 7 by 5 dots and this is not pleasing to look at. As a compensation, the VIC-1525 is so easy to connect to the computer and to operate, using the same OPEN, CMD, and PRINT# used with Commodore files, that it is easier to buy it than go to the trouble of interfacing a different printer.

User Comments. The Commodore 64 was tested here as both a stand-alone microcomputer machine and as a system. For the latter we used Commodore's printer, disk drive, and cassette tape machine. We also had a test and demonstration diskette as well as a word-processing plug-in cartridge and some software on a floppy disk.

Employing the User's Guide, we had no trouble assembling the system and running BASIC programs, including color, sound, and character graphics. An initial problem we had was in using the VIC-1541 disk drive provided to us. We could read and save to disks supplied, but were not able to format and save data on our own diskettes. Other modes of operation worked fine. This was overcome when a disk arrived later with new software that included a simple word processor called The Word Machine and a simple database program called the Name Machine. On the disk with these programs was a wonderful program called the DOS Wedge (DOS 5.1).

...COMMODORE 64

Using it we were able to format a disk and transfer a program to it.

Using a Quick Brown Fox plug-in cartridge (actually, it was a plug-in board, since it was not enclosed in a plastic container), we marveled at the software loading ease it made possible. Plug it in, turn on the computer, and there we were into word processing. No fuss, no muss. We were able to save our files on both the cassette and disk as well as print out the text.


By now we had outgrown the User's Guide and turned to Commodore's \$19.95 Programmer's Reference Guide. If you want to do anything beyond simple tasks with the Commodore 64, you *must* get this approximately 500-page guide. It demonstrates how to operate the computer in any of its advanced modes, provides technical descriptions of the computer's innards, and includes schematics. Referring to it, we were soon playing "music," drawing color graphics, and watching Sprites dance over the screen. This was fun in spite of all those hundreds of pokes, peeks, and data statements. After a while, however, programming in this manner wore thin. Happily, the DOS Wedge provided an easy way out. Using its menus and a music program with keys on the screen, for example, eliminated the need for those pokes and peeks.

Our one major criticism of the Commodore 64 system concerns the separate disk drive. The transfer rate of the disk seems to be painfully slow, which appears to be the fault of the serial bus idea. This deficiency is emphasized when using the company's CP/M cartridge which enables one to enter a more sophisticated computing world. Slow, single-density diskettes will simply not suffice for serious applications software. One of the company's large-capacity disk drives like the 8050 or 8250 should be made available for the Commodore 64 so that business programs listed in the Commodore Software Specifications brochure can be used effectively.

Right now there is a dearth of software for the Commodore 64, as

cited earlier. With the enormous VIC-20 library on hand, we expect that it would be converted to a 64 format, of course. As a likely "big seller," independents will naturally create software for the machine, too. And with the forthcoming CP/M cartridge (Commodore recently set a deal with Zilog for its Z80 CPU), there should soon be relief from the lack of software on the market for the Commodore 64.


After extensive use of the Commodore 64, one can only conclude that this is a fine computer with so many features that it will take some time to fully utilize them. This is a computer for serious users, not just a game player or a let's-learn-the-fundamentals-of-BASIC machine. There are less-expensive machines with "music" capabilities, for example. But they are merely sound generators, not music synthesizers as in the 64. With the Commodore 64 you can make music, not just sound effects. Also, the Commodore 64 uses a bit-mapped format, allowing it to use graphic software and printers that can take advantage of this for print-out purposes. Furthermore, the novel Sprites make it possible to create especially exciting animated arcade-like games. Add a good expansion port, handy editing keys, plug-in cartridge facility, and 64K of use memory for \$595, along with previously mentioned features, and we must acknowledge that the Commodore 64 is a formidable new contender in its class. Cheers for its versatility, but let's see that user-friendly software on stream. —Stan Veit



"... and this is our LARGE TYPE edition."

SAVE AT ELEK-TEK

HEWLETT-PACKARD



It's Here

HP-75C
16K PORTABLE COMPUTER
\$745⁰⁰ Mfr Sugg 995

The battery powered portable computer which includes a built-in HP-IL interface, card reader, and time and appointment modes. Typewriter keyboard.

HP-IL Products also available:

	Mfr Sugg	Elek-Tek
Digital Cassette Drive	450	\$349
Thermal Printer/Plotter	450	349
Video Interface	225	175
Solution Books	35	29

CALCULATOR SAVINGS

	Mfr Sugg	Elek-Tek
HP-41C	195	\$149
HP-41CV	275	209
Optical Wand	125	95
Card Reader	195	149
Printer	385	283
Quad R.A.M. (for HP41C)	75	60
Ext. Memory Module	75	60
Ext. Function Module	75	60
Time Module	75	60

COMPLETE SELECTION OF ALL SOFTWARE AND ACCESSORY PRODUCTS IN STOCK FOR QUICK DELIVERY AT DISCOUNT PRICES.

HEWLETT-PACKARD
SLIMLINE Programmable
LCD CALCULATORS

HP-10C Scientific	\$54
HP-11C Scientific	70
HP-15C Scientific	92
HP-12C Financial	92
HP-16C Programmer	92

LIMITED TIME OFFER!

HP-11C, 12C, 15C
Solution Books **8.50**
purchased with calculator.



CALL TOLL FREE 800-621-1269
EXCEPT Illinois, Alaska, Hawaii

Access: discounted too. Corporate Accts. Invited. Mastercard or Visa by mail or phone. Mail Cashier's Check, Money Ord. Pers. Check (2wks to dr) Add \$4.00 1st. item (AK, HI, P.R., Canada add \$8.00 first item) \$1.00 ea. add 1 shpg. & handl. Shipments to IL address add 6% tax. Prices subj. to change. WRITE for free catalog. ALL ELEK-TEK MERCHANDISE IS BRAND NEW, FIRST QUALITY AND COMPLETE.

ELEK-TEK, Inc.
6557 N. Lincoln Ave., Chicago IL 60645
(800) 621-1269 (312) 677-7660

CIRCLE NO. 73 ON FREE INFORMATION CARD

EQUIPMENT AND TRAINING NO OTHER SCHOOL CAN MATCH.

**NTS HOME TRAINING INVITES YOU TO EXPLORE MICROCOMPUTERS,
DIGITAL SYSTEMS AND MORE, WITH STATE-OF-THE-ART EQUIPMENT
YOU ASSEMBLE AND KEEP.**

Without question, microcomputers are the state of the art in electronics. And NTS is the only home study school that offers you training for this booming field with a choice of 3 production-model micro computers.

We'll explain the principles of troubleshooting and testing your microcomputer and, best of all, we'll show you how to program it to do what you want.

You'll use a digital multimeter, a digital logic probe and other sophisticated testing gear to learn how to localize problems and solve them.

We believe that training on production-model equipment, rather than home-made learning devices, makes home study more exciting and relevant. That's why you'll find such gear in most of NTS's electronic programs.


For instance, to learn Color TV Servicing you'll build and keep the 25" (diagonal) NTS/HEATH digital color TV.

In Communications Electronics you'll be able to assemble and keep your own NTS/HEATH 2-meter FM transceiver, plus test equipment.

But no matter which program you choose, NTS's Project Method of instruction helps you quickly acquire practical know-how.

Send for the full color catalog in the electronics area of your choice—discover *all* the advantages of home study with NTS!

NTS also offers courses in Auto Mechanics, Air Conditioning and Home Appliances. Check card for more information.






Simulated TV Reception

4.

3. The NTS/Heath **HN-89A** Microcomputer features floppy disk storage, "smart" video terminal, two Z80 microprocessors, with 32K RAM Memory, expandable to 64K on board. 4. The NTS/Heath **GR 2001** Digital Color TV (25" diagonal) features specialized A3C-SYNC tuning, filtered color and new solid-state high voltage tripler rectifier.



NTS NATIONAL TECHNICAL SCHOOLS

TECHNICAL TRADE TRAINING SINCE 1905
Resident and Home-Study Schools
4000 SO. FIGUEROA ST., LOS ANGELES, CA. 90037



1. The NTS/Rockwell **AIM 65** Dedicated Microcomputer A Single board unit featuring on board printer and display—4K RAM (expandable). Application Functions: Central processor—Controller/Monitor—Development System. 2 "The NTS/SYM-1 Microcomputer" **6502** Based CPU—4K bytes ROM (expandable)—1K RAM (expandable). 51 active I/O lines for versatile interfacing: disk drives, ASCII key boards, cassette tape, etc.

NATIONAL TECHNICAL SCHOOLS
4000 South Figueroa Street. Dept. 205-043
Los Angeles, California 90037

Please rush FREE color catalog on course checked below

- | | |
|---|---|
| <input type="checkbox"/> MicroComputers/MicroProcessors | <input type="checkbox"/> Auto Mechanics |
| <input type="checkbox"/> Communications Electronics | <input type="checkbox"/> Air Conditioning |
| <input type="checkbox"/> Digital Electronics | <input type="checkbox"/> Home Appliances |
| <input type="checkbox"/> Industrial Technology | <input type="checkbox"/> Color TV Servicing |

Name _____ Age _____

Address _____

Apt. _____ City _____

State _____ Zip _____

- Check if interested in G.I. information.
 Check if interested ONLY in classroom training in Los Angeles.

REMOTE SECURITY COMMUNICATOR


How to send control and voice/music signals hundreds of feet away through a common ac power line



*By Marty Eergan**

THERE are many wireless intercoms that use the ac power lines as bidirectional communication links between two stations. In this way, two-way voice communication can take place almost

*Motorola Inc.
Semiconductor Products Sector



anywhere within a building without the installation of separate wiring. The Security Communicator described in this article uses this principle to provide a transmission link for a security system as well as a distribution system for music or one-way voice communication. A security sensor as simple as a

Photo: Jär Brenner

...SECURITY COMMUNICATOR

contact switch on a door or window can be used to protect a room's contents by sending a signal to a remote receiver to sound an alarm.

As shown in Fig. 1, the system utilizes conventional "carrier-current" transmission techniques over ordinary ac building wiring. Frequency modulation is used to minimize the effects of noise that is often found on power lines.

The FM transmitter can be modulated from two sources: either a conventional audio amplifier that can accept a microphone, radio, or

ter, shown in Fig. 2, is designed around *IC2*, a chip intended for use in cordless telephones. This IC can operate as an FM modulator between 1.4 and 14 MHz and, although not suitable for true high fidelity, it can handle wide deviations with low distortion. The carrier frequency in this Communicator, 3.125 MHz, is determined by *L1*, *C3*, and *C4* and was selected so that the companion receiver could use an inexpensive 3.58-MHz color-TV crystal to produce the required 455-kHz intermediate frequency. The FM output from pin 7 (about 600 mV peak-to-peak with less than 1% harmonic distortion) is passed via

is provided in this circuit to allow it to work with most crystal or ceramic microphones. A paper cone speaker can be used as a microphone if the resistance of *R2* is reduced. However, if you use this approach, make sure that the value of *R2* does not drop below 2000 ohms.

A 5-kHz audio oscillator, is formed by *IC1B* with its associated components. The circuit is kept from oscillating by normally closed *S2*. When *S2* is opened, *IC1B* immediately oscillates at 5 kHz and this signal is applied to *IC2* (in parallel with the voice/music input from *IC1A*) to modulate the transmitter. Switch *S2* can be any normally

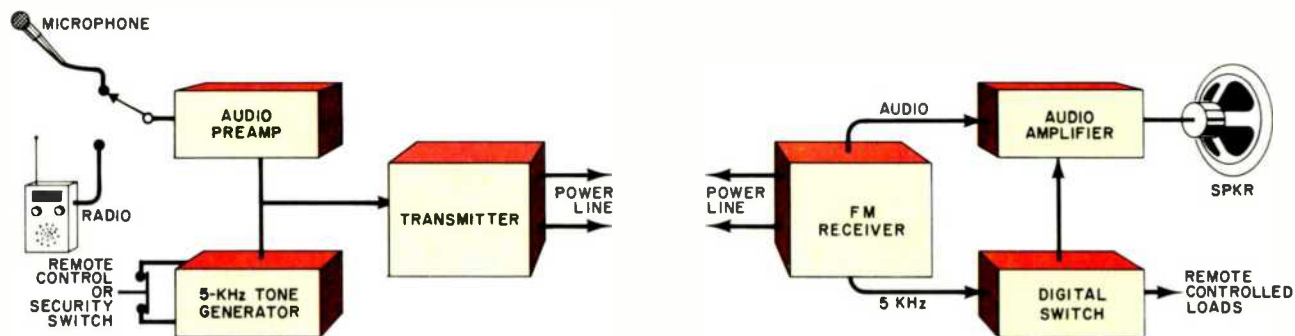


Fig. 1. Basic block diagram of the system with transmitter and receiver plugged into ac line.

other input signal or a 5-kHz tone generator that is turned on when an associated normally-closed contact switch is opened. The remote FM receiver uses a simple audio amplifier and built-in speaker for voice or music output. It also has a digital circuit that operates when the 5-kHz tone is detected to allow control of external loads.

Although the transmitter has only a 30-mW output, it will operate over several hundred feet of power line, even between two buildings if they share the same power line and there is no transformer between.

The sensor switch (controlling the 5-kHz tone generator) at the transmitter can be activated by any electronic or mechanical device that can simulate a simple on/off switch. This approach can also be used to turn on (or off) any appliance at the receiving end of the system via a suitable relay connected to the receiver digital output circuit.

Circuit Operation. The transmit-

R12 and *C7* to the base (pin 2) of a buffer transistor within *IC2*. The emitter of this transistor is grounded via pin 4, while the collector at pin 3 uses *R14* as the load. Resistor *R13* is a bias resistor.

For additional gain and impedance matching to the power line, the output of *IC2* drives transistor *Q1*. The collector load of *Q1* is formed by the primary of *L2* tuned by both a slug and *C10*, with *L5* and *C9* keeping the r-f from entering the operating voltage supply. The secondary winding of *L2* passes the FM signal to the ac power lines through a pair of 1-kV disc ceramic capacitors, *C11* and *C12*. It is imperative that the latter be a very-high-voltage type for safety. Note that the r-f is kept out of power transformer *T1* by the high impedance of inductors *L3* and *L4*.

The transmitter is voice- or music-modulated by a signal applied to *J1* and amplified by *IC1A* and its associated components, with *R1* acting as the gain control. Enough gain

closed switch from a simple pushbutton to a closed-loop intruder alarm system (normally closed switches on windows or doors, or a loop of conductive tape on glass areas). No matter what is used, when the switch circuit is closed, the 5-kHz oscillator does not work; and when the switch is opened, the 5-kHz tone is modulated onto the FM carrier.

The heart of the receiver circuit (Fig. 3) is *IC1*, a low-power, narrow-band FM device that includes the local oscillator, mixer, six i-f limiter stages, afc output, quadrature discriminator, isolated op amp, squelch, scan control, and mute switch. The IC was designed to detect narrow-band FM signals in FM dual-conversion communication equipment. The device has a 20-dB quieting sensitivity of about 8 μ V. Signal pickup from the ac power lines is through high-voltage isolating capacitors *C8* and *C9*; coil *L1* tuned by a slug; and *C7*, with *L3* and *L4* acting as a high impedance


We've programmed something new into the Timex Sinclair 1000™.

A \$15 rebate.

Now Timex has made the world's most affordable personal computer even more affordable. □ The Timex Sinclair 1000™ was the first computer to be sold for under \$100. And if you act now, you can receive a \$15 rebate off the already incredibly low price. □ This new offer from the Timex Computer Corporation is good through April 30, 1983.

□ It's your chance to own a powerful personal computer that includes everything you need to begin. Including a simple step-by-step learning

Over 50
Software
Programs



guide that can have you understanding and running programs within hours. □

You'll also save enough to start building a library of Timex Sinclair 1000 computer programs on subjects relevant to the way you live. An extensive selection of pre-programmed cassettes is currently available on education, business, home management and entertainment. □ Take advantage of this incredible offer now. See your nearest Timex Computer dealer now for details. But hurry, computer availability is limited. □ Now more than ever, the power of the computer is within your reach.



TIMEX | **sinclair 1000**

© Timex Computer Corporation, 1983

PARTS LIST (Fig. 2)

C1, C9, C14, C15, C17, C18—0.1- μ F ceramic disc capacitor
 C2—0.005- μ F ceramic disc capacitor
 C3, C6, C8—0.001- μ F ceramic disc capacitor
 C4—680-pF mica capacitor
 C5—1- μ F, 16-V electrolytic (radial)
 C7—50-pF ceramic disc capacitor
 C10—62-pF mica capacitor

C11, C12—0.001- μ F, 1-kV disc capacitor
 C13—330- μ F, 25-V electrolytic (radial)
 C16—22- μ F, 16-V electrolytic (radial)
 D1 through D4—1N4001 diode
 D5—1N4148 or 1N914 diode
 F1— $\frac{1}{4}$ -A fuse
 IC1—MC1376 FM modulator
 IC2—LM358 dual op amp
 IC3—7812 12-V regulator
 J1—RCA phono jack
 L1, L2—See Fig. 6
 L3, L4—12- μ H r-f choke
 L5—10- μ H r-f choke
 Q1—MPSA20 transistor
 The following are $\frac{1}{4}$ -W, 5% carbon film resistors unless otherwise noted:

R1—1-megohm potentiometer
 R2—10 kilohms
 R3, R5, R7, R8, R10, R11, R15—100 kilohms
 R4—1 megohm
 R6, R12, R16—1 kilohm
 R9—22 kilohms
 R13—56 kilohms
 R14—1.8 kilohms
 S1—Spst switch
 S2—Normally closed pushbutton switch
 T1—Transformer (16-V, 100-mA secondary)(Triad F132P, Stancor PPC-2 or similar)
 Misc.—Suitable enclosure, fuse holder, mounting hardware, etc.
Note: See Fig. 3 for kit information.

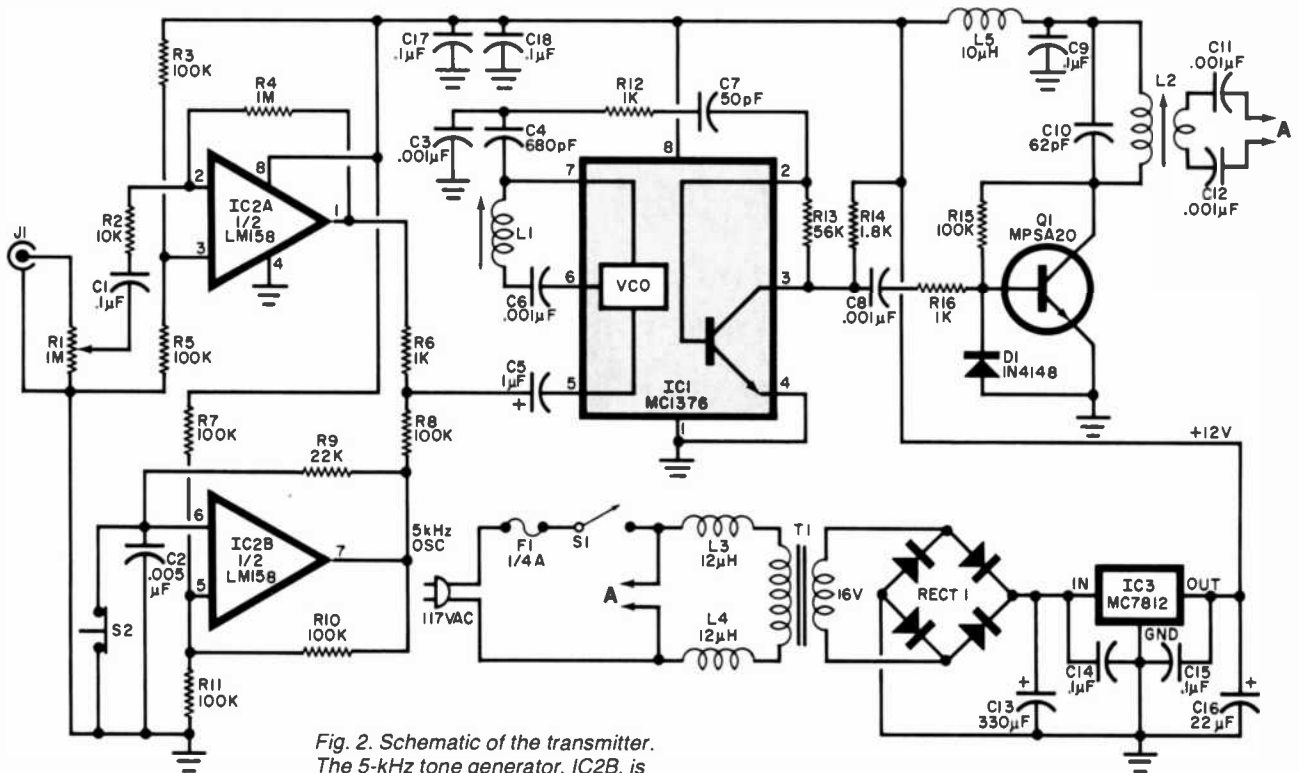


Fig. 2. Schematic of the transmitter. The 5-kHz tone generator, IC2B, is activated by security switch S2.

to keep T1 from loading the signal.

The local oscillator uses XTAL1, a conventional 3.58-MHz color-TV crystal, in conjunction with 5% mica capacitors C2 and C3 for stable operation. The mixer output at pin 3 is passed through a 455-kHz ceramic filter (XTAL2) to the limiter stages. This ceramic filter narrows the bandpass to ± 7.5 kHz to eliminate undesirable audio noise, and simplify i-f tuning.

The signal is then internally connected from the last limiter stage to the quadrature detector that uses L2 and C12 as its tank circuit.

The recovered audio is present at pin 10, where any remaining i-f components are removed by filter

R6-C17. Capacitor C18 couples the audio to volume control R20, whose rotor is connected to audio amplifier IC3.

The rotor of R20 is also connected to pin 16 of IC1, the internal mute switch. This signal mutes the audio amplifier when a 5-kHz tone appears in the bandpass. When the tone appears, all that is heard is a short "beep" when the remote switch is opened. Without the mute signal from pin 16, the tone would be heard as long as the remote switch was open.

The op amp within IC1 has one input internally referenced, with the other input available at pin 12 and the op amp output present at pin 13.

In the configuration shown in Fig. 3, the op amp in conjunction with components R2, R3, R7, C15, C14, and C13, is used for a narrow bandpass filter for the 5-kHz signal. The filter connects to a detector formed by D1, D2, and C20 which drives the squelch input at pin 14. This generates a dc level change at pin 15 that is fed to, and amplified by, Q2. A small amount of feedback is inserted by R12 and C24 to help square up the rising edge of the level change. SQUELCH potentiometer R19, connected between the power and ground, biases the squelch input to any selected level.

The collector of Q2 drives flip-flop IC2, connected as a divide-by-

Move over, Science-fiction writers. We're selling your secrets.

From Anywhere in the World, Listen to What's Going On
In Your Home or Office (Without Anyone Knowing It).
Or - Listen Right Through a Brick Wall As Though It Weren't There.
Or - Change Your Telephone Voice So Your Own Mother
Wouldn't Know Who's Calling.

The "Listener"

The LISTENER is small, unobtrusive, not the kind of thing anyone would look at twice.

But plug it into any modular phone outlet and it gives you an open ear into what's going on from any phone in the world.



Visualize this: You're a few blocks away and want to know if the baby is awake. Dial your number. The phone won't ring, so no sound will disturb the baby's sleep. But your beeper puts a signal into the line, turning on the LISTENER.

What a powerful listening device it is! The LISTENER will pick up not only a baby's whimper but water running in the tub 80 feet away.

Suppose you suspect that because you're out of town your employees are playing poker in the office at night. Call from any phone. The LISTENER will tell you. It also will tell you if a piece of equipment is operating.

If you're not invited to a meeting in your conference room, go anyway. The LISTENER will send you every word, wherever you are.

The LISTENER can save your property — and even your life. Suppose you're coming home late at night and think you see a shadow inside your home. Go to any phone and call. If there's a sound, you'll hear it. The LISTENER is your silent hidden watchman!

Private detectives have dreamed of such an electronic eavesdropper. They want it for more exotic uses than you do, but the LISTENER will give you peace of mind you never had before. The kids said that while you're on vacation, they'll be in bed by eleven. Are they? One quick call will tell you.

Call From Anywhere in the World

Plug the LISTENER into any modular phone plug, out of sight, and forget it until you want to use it. Carry the beeper with you. What security you'll feel, knowing you can tune in to your home or office whenever you like.

The complete LISTENER, including beeper, is **\$199.95**, plus \$2.50 shipping. Peace of mind is worth ten times that, don't you agree?

The Telephone Voice Changer

It's right out of James Bond! Push a button and the VOICE CHANGER gives your voice completely different characteristics. The person on the other end of the phone won't know it's you.



The VOICE CHANGER is more than an "electronic handkerchief" — it doesn't cause your voice to sound filtered. It literally changes tone and timber.

Choose from two separate, distinct Change Channels. If you're alone in a business office, it'll sound like an employee answering. If you live alone, you can get rid of pesky calls by pushing Channel 1 or Channel 2 and saying, "Sorry that person isn't in."

How It Works

The VOICE CHANGER is powered by two ordinary penlight batteries. One set of lead-in wires connects to your telephone base, the other clips to the wires leading to the handset.

Pushing the button labeled "Ordinary" puts your normal voice through the line. Pushing "Channel 1" changes timber and texture. Pushing "Channel 2" creates different characteristics from Channel 1. Thus you have three voice options — your own, plus two changed voices.

MAKE NO MISTAKE! THE VOICE CHANGER DOESN'T MUFFLE YOUR VOICE OR MAKE IT UNINTELLIGIBLE. It literally changes the quality of sound — space-age electronics at work.


Use the VOICE CHANGER to reach that doctor, lawyer, or business executive whose secretary knows your voice and who always is "out" when you call. Use it to screen your own incoming calls. Use it for just plain fun. Any time you like, during a conversation, push the "Ordinary" button and your regular voice returns to the wire.

The VOICE CHANGER is yours for **\$99.95** — two for **\$89.95** each (Plus \$2.50 shipping per total order). When you consider the many uses of this brilliant electronic instrument, it's a real bargain. Of course it has the standard New Horizons guarantee.

The Super Ear

You'll hear it all. Effortlessly, you can hear not just a baby's cries, but quiet breathing — through a concrete wall a foot thick. Put the earphone in your ear and place the SUPER-EAR on the wall. That's all there is to it.

SUPER-EAR hears everything — and, even more astounding, hears it clearly. It's as though the wall weren't there. If you're coming home late at night and think intruders are in your residence, let SUPER-EAR find out for you. Want to know if the meeting is over in the room with the closed door? SUPER-EAR will tell you in a second.



SUPER-EAR is undetectable from the other side of the wall. The quality of sound has amazing fidelity — good enough to record, and SUPER-EAR has its own built-in recorder jack.

Because SUPER-EAR is the ultimate listening device, you can use it to pinpoint hidden squeaks in your car or the source of mysterious engine noises. Construction experts use it to check for flaws or cracks in buildings.

It Works Anywhere!

Ever put your ear to a railroad track to try to hear the train? Try it with SUPER-EAR. You'll hear that train many miles away. Use it as a powerful stethoscope on yourself, a friend, or a pet. You can even hear a bird's breathing.

The only source for SUPER-EAR is New Horizons. Choose from two models — Model SB-5, with ultrasensitive microphone, **\$139.95** (two for only **\$129.95** each), or Model SB-1, with suction-type microphone, **\$99.95** (two for only **\$89.95** each).

We Absolutely Guarantee!

Use any electronic instrument acquired from us for up to 30 days. If you decide for any reason you don't want to keep it, return it for a 100% refund.

ORDER TOLL-FREE

For fast delivery on credit card orders, call toll-free 24 hours a day, seven days a week.

1-800-824-7888

Ask for Operator No. 551
in California, call 1-800-852-7777

Or send check or money order
Please add \$2.50 per total order for shipping.

NEW HORIZONS

1 Penn Plaza, Suite 100
New York, NY 10119
For information, call 201-370-8029

*THE LISTENER

- Electronic Security Monitor **\$199.95**
 (two for only **\$189.95** each)

*THE VOICE CHANGER

- Voice Timber™ Changer **\$99.95**
 (two for only **\$89.95** each)

*THE SUPER EAR

- Through-the-Wall Microphone
 Model SB-5 **\$139.95**
 (two for only **\$129.95** each)
 Model SB-1 **\$99.95**
 (two for only **\$89.95** each)

NEW HORIZONS DEPT. CE4 1 Penn Plaza, Suite 100 • New York, NY 10119

Please add \$2.50 per total order for shipping.

Enclose: Check Money order

Charge my: Visa MasterCard

Card No. _____ Expiration date _____

Signature _____

Name _____

Address _____

City _____ State _____ Zip _____

two, resulting in a "push-on, push-off" function. The output of IC2 at pin 13 drives electronic switch Q1.

which, when turned on, supplies current via current-limiting resistor R17 to a load in its emitter circuit. Almost any type of device—a single LED, relay coil, or solid-state relay—can be used as the load. Just

make sure that Q1 can deliver enough current to drive whatever is used. An opto-coupler can be used to drive a high-power device connected to the ac power lines without an isolation transformer.

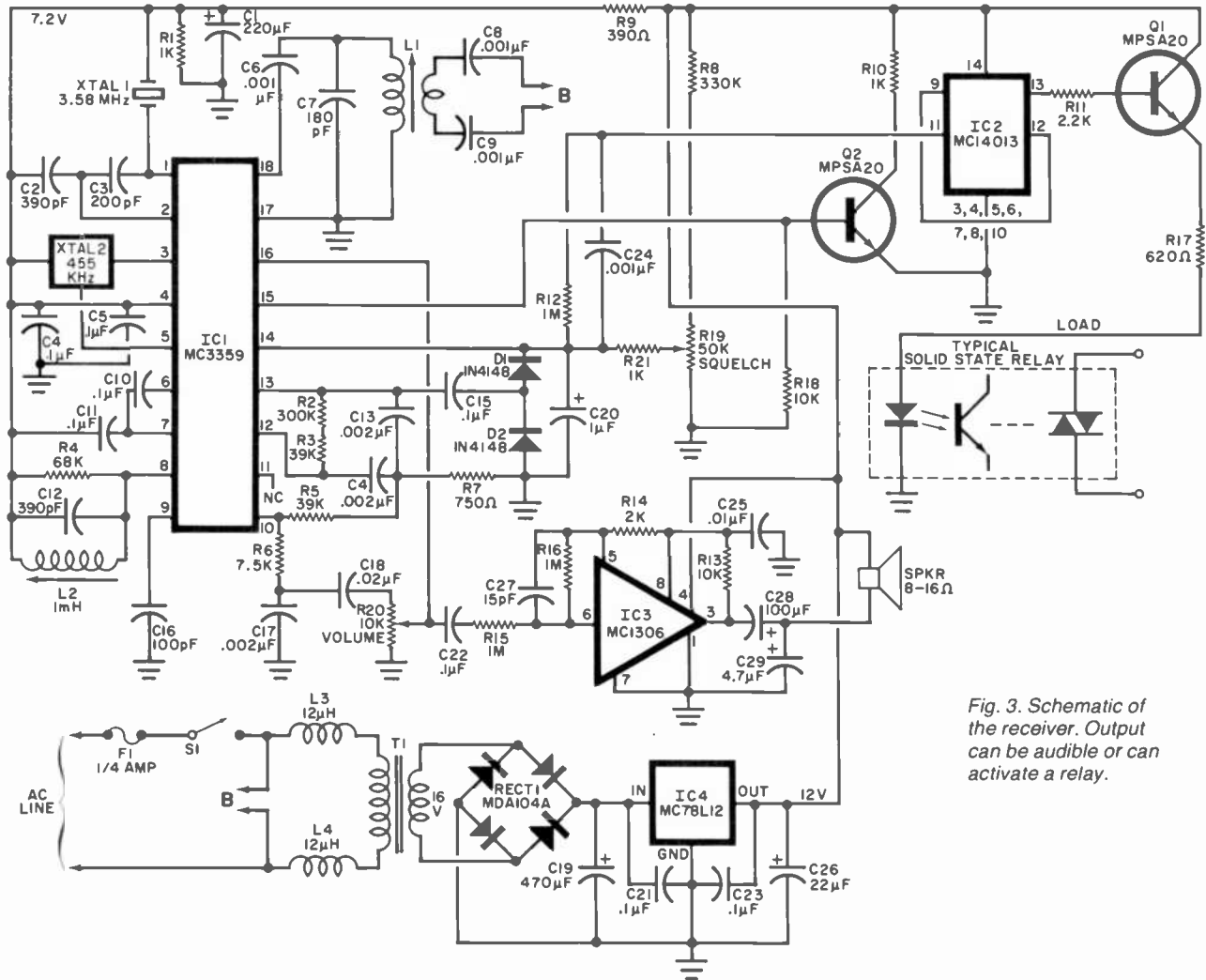


Fig. 3. Schematic of the receiver. Output can be audible or can activate a relay.

PARTS LIST (Fig. 3)

- C1—220- μ F, 16-V electrolytic (radial)
- C2—390-pF mica capacitor
- C3—200-pF mica capacitor
- C4, C5, C10, C11, C15, C21, C22, C23—0.1- μ F ceramic capacitor
- C6, C24—0.001- μ F disc capacitor
- C7—180-pF mica capacitor
- C8, C9—0.001- μ F, 1-kV disc capacitor
- C12—390-pF mica capacitor
- C13, C14, C17—0.002- μ F disc capacitor
- C16—100-pF mica capacitor
- C18—0.02- μ F disc capacitor
- C19—470- μ F, 25-V electrolytic
- C20—1- μ F, 16-V electrolytic (radial)
- C25—0.01- μ F disc capacitor
- C26—22- μ F, 16-V electrolytic (radial)
- C27—15-pF mica capacitor
- C28—100- μ F, 16-V electrolytic (radial)
- C29—4.7- μ F, 16-V electrolytic (radial)

- D1, D2—1N4148 diode
 - F1— $\frac{1}{4}$ -A fuse
 - IC1—MC3359P FM demodulator
 - IC2—14013 flip-flop
 - IC3—MC1306 audio amplifier
 - IC4—78L12 12-V regulator
 - L1, L2—See Fig. 6
 - L3, L4—12- μ H r-f choke
 - Q1, Q2—MPSA20 transistor
- The following are $\frac{1}{4}$ -W, 5% carbon film resistor unless otherwise noted:
- R1, R10, R21—1 kilohm
 - R2—300 kilohms
 - R3, R5—39 kilohms
 - R4—68 kilohms
 - R6—7.5 kilohms
 - R7—750 ohms
 - R8—330 kilohms
 - R9—390 ohms
 - R11—2.2 kilohms
 - R12, R15, R16—1 megohm
 - R13, R18—10 kilohms

- R14—2 kilohms
 - R17—620 ohms
 - R19—50-kilohm linear-taper pot.
 - R20—10-kilohm audio-taper pot.
 - RECT1—MDA104A
 - S1—Spst switch
 - SPKR—8- or 16-ohm loudspeaker
 - T1—Transformer (16-V, 100-mA secondary)
 - XTAL1—3.58-MHz color-TV crystal
 - XTAL2—455-kHz ceramic filter (Kyocera KBF455 or Murata CFU455)
- Misc.—Suitable enclosure, fuse holder, mounting hardware, etc.

Note: The following are available from Circuit Specialists, 738 S. Perry Lane, Tempe, AZ 85281: complete transmitter kit TR1 at \$36.50; complete receiver kit XR1 at \$49.95. Also available separately are the transmitter and receiver pc boards at \$4.95 each.

We gave solderless breadboarding a new name.

Proto-Board® breadboards, by Global Specialties. The leading name in solderless breadboarding.

You find them wherever electronics is important. From labs to production lines to classrooms to home workshop benches. Their name, synonymous with solderless breadboarding. And for good reason.



Proto-Board breadboards introduced engineers, technicians and hobbyists to a new way

of designing and building electronic circuits as fast as they can think. Testing, modifying and expanding as quickly as new thoughts occur. Saving precious time and money by freeing creativity from manual labor.

Global Proto-Board products are arrays of solderless sockets and bus strips that emulate PC board layouts

while permitting instant insertion and removal of components from the largest DIP to the smallest discretes. With a rugged construction built to provide positive connections and withstand day-in, day-out professional use - even as test fixtures. And mounted on sturdy metal backplanes, for extended high-frequency use and extra durability.

Their value and versatility are why so many professionals and hobbyists are "Proto-Board"-ing. And why you should be, too.



Available with precision, fixed and variable regulated power supplies, or in unpowered versions. Proto-Board breadboards come in a variety of sizes and configurations to meet virtually any circuit design challenge.

70 Fulton Terr. New Haven, CT 06509 (203) 624-3103 TWX 710-465-1227
 OTHER OFFICES: San Francisco (415) 648-0611 TWX 910-372-7992
 Europe Phone Saffron Walden 0799-21682 TLX 817477
 Canada Len Finkler Ltd., Downsview, Ontario

**GLOBAL
 SPECIALTIES
 CORPORATION**

© Copyright 1981 Global Specialties Corporation
 CIRCLE NO. 58 ON FREE INFORMATION CARD

Call toll-free for details
1-800-243-6077
 During business hours

"See us at Electro"
 Booth #'s 3139, 3141, 3143, 3145



Fig. 4. Exact-size foil pattern (left) and component layout for the transmitter.

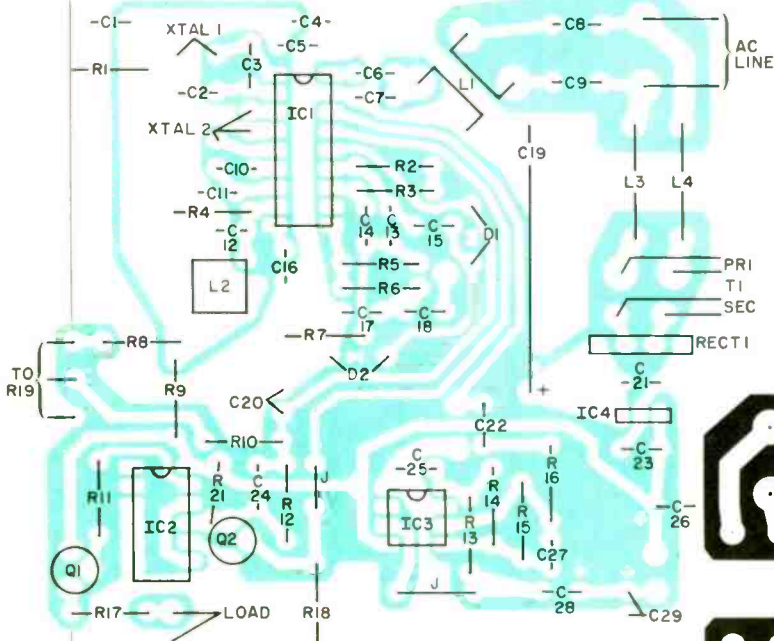
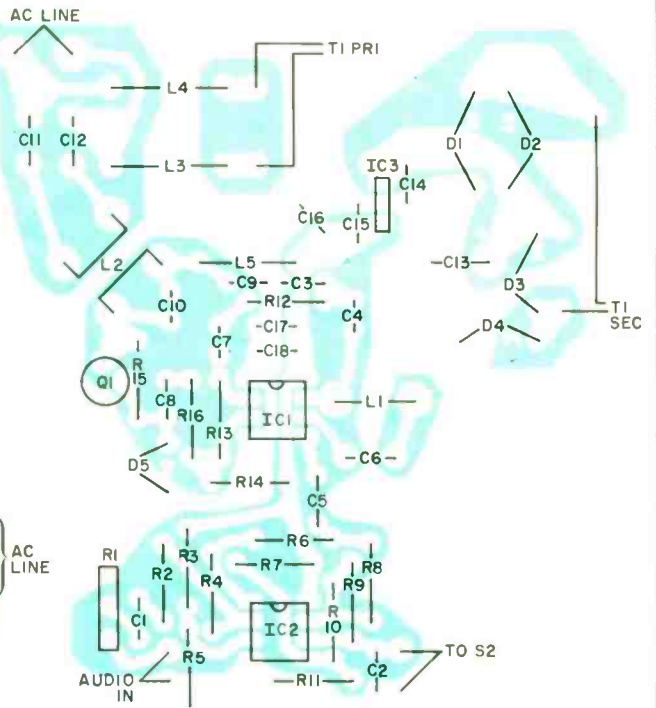



Fig. 5. Exact-size foil pattern (below) and component layout for the receiver.



Audio amplifier IC3 can provide an output of about 1/2 W into an 8- or 16-ohm speaker. If more gain is required, reduce the value of series resistor R15. However, do not go below 100,000 ohms.

Construction. The system can be constructed using point-to-point wiring or pc boards. A foil pattern

and component layout for the transmitter are shown in Fig 4, and for the receiver in Fig 5. Low-profile low-capacitance sockets should be used for both ICs to minimize stray capacitance in the r-f circuits.

As shown in Fig. 6, the transmitter oscillator coil, *L1*, uses a $\frac{3}{8}$ " diameter plastic form having a #2 ferrite tuning slug. It is closely wound with 36 turns of #28 enameled wire with each end connected to suitable solder pins on the form. The receiver quadrature coil, *L2*, consists of 150 turns of #36 enameled wire tightly wound and layered on a $\frac{1}{4}$ " diameter form about $\frac{3}{4}$ " long. The form should have a #1 powdered-iron tuning slug core (Miller 23A014-1 or similar). Both line coupling coils (*L2* in the transmitter and *L1* in the receiver) are fabricated in the same way. Wind 80 turns of #28 enameled wire tightly on a $\frac{3}{8}$ " diameter form having a #2 ferrite tuning slug. Cover the winding with two layers of high-voltage Mylar tape for insulation. Wind 20 turns of #28 enameled wire over the tape to use as the secondary winding. The windings can be held in place with glue or coil dope.

Use shielded cable for the audio lines connected to the remote inputs (microphone or radio). When wiring the shielded cable to the volume control of the receiver, connect the shield to the pc board at only one point. This avoids a ground loop, and a possible source of hum.

The transmitter and receiver can be housed in almost any suitable enclosure. It is only necessary to provide access to pushbutton switch *S2* (or a connector for a remote switch), *J1*, and if desired, volume control *R1*. The receiver requires access to volume control *R20* and the LOAD connectors.

Alignment. Using a dc voltmeter, check for +12 volts at the output of *IC4*, the voltage regulator in the receiver, and approximately 7.2 volts at pin 4 of *IC1*. Using an oscilloscope, check pins 1 and 2 of *IC1* for the presence of 3.58 MHz.

Turn off the power to the receiver, then disconnect the power line from the ac wall receptacle. Remove the connections between *C8* and *C9* and the power line. Connect these capacitors to the output of a signal generator tuned to approximately 3.12 MHz and having a deviation of 3 to 4% or a maximum of 7.5 kHz at 1 mV rms output. With the receiver power turned on, use a scope to observe a 455-kHz sine wave at *IC1*, pin 5. Adjust the slug within *L1* to maximize this signal amplitude. It may be necessary to retune the signal generator slightly, since ceramic filter *XTAL2* determines the 455 kHz. In either case, adjust *L1* and the signal generator to maximize the signal. Once this has been done, move the scope to *IC1*, pin 10 (audio output), and tune *L2* for maximum amplitude of the sine wave. Some residual 455 kHz may still appear at pin 10.

Observe the signal at the *C18* end

of VOLUME control *R20* and note that a clean sine wave appears at that point in the circuit.

Remove the test equipment, turn off the receiver, and unplug its power cord from the wall socket. Reconnect *C8* and *C9* to the line cord connectors.

With the receiver turned on and the volume control set to midscale or higher, and with no incoming signal, adjust squelch control *R19* until a hiss (similar to that heard from a conventional FM receiver when it is tuned between stations) is heard.

Connect the transmitter to a wall socket and turn on the power. Apply some type of audio signal (microphone, radio, audio signal generator, etc.) to *J1*, at an amplitude of about 10 mV rms. Adjust the slug within transmitter coil *L1* until the audio source is heard in the receiver. If *L1* cannot be tuned to the receiver, the value of *C4* can correct frequency.

Once a signal is received, adjust the transmitter output coil, *L2*, to maximize the signal at the receiver.

Set the receiver volume control to the desired level, then adjust the level control (*R1*) in the transmitter for the highest level without distortion. After this, adjust the receiver volume for the desired listening level.

To test the 5-kHz tone circuit, connect a LED across the LOAD terminals of the receiver with the anode to *Q1*'s emitter and the cathode to ground. Depress (open) *S2* in the transmitter and listen for the tone at the receiver. The LED should not change state when the switch is depressed. The tone can be blocked by adjusting squelch control *R19* at the receiver, until the audio is just muted. As muting occurs, the logic circuit should change state as indicated by the LED.

If a momentary action of the digital switching is desired (with the output load enabled only when the remote 5-kHz switch is opened and held open, then disabled normally), remove *IC2* and connect pins 11 and 13 on its socket together (bypassing the flip-flop so that *Q2* directly drives *Q1*).

Separate the receiver and transmitter by several rooms, and test for operation of both voice and 5-kHz tone operation. \diamond

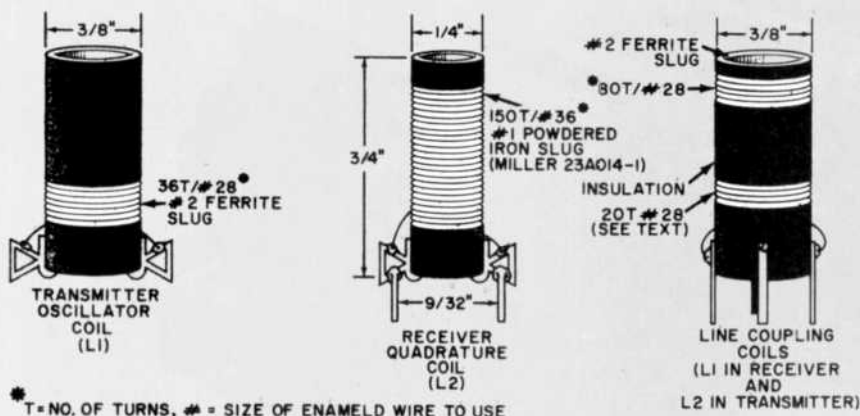


Fig. 6. Follow the instructions in the text and the diagrams above for winding the various coils.

A DAC for TRS-80 INTERFACING

Low-cost digital-to-analog converter
transforms bits into ac waveforms

By Adolph Mangieri


ONE of the most interesting challenges of microcomputing is interfacing the machine to the outside world. To do this, a digital-to-analog converter (D/A or DAC) and its counterpart analog-to-digital converter (A/D or ADC) must be added to the system. The device we are concerned with here is the D/A converter, which has a host of applications that include audio-signal processing, A/D conversions, and the generation of simple and complex waveforms.

This low-cost D/A converter uses the DAC1000, which provides 10-bit conversions with 0.05% linearity. The converter interfaces with the TRS-80 Model I, Levels I and II. Several short machine language programs are included to get you started, even with little or no familiarity with machine language programming.

Circuit Operation. The schematic diagram in Fig. 1 shows the D/A circuit. Line buffers *IC1* and *IC2* protect the CMOS inputs of *IC6*. Address decoder *IC3* supplies an active-low, chip-select signal $\overline{CS1}$ in the address range of FF00H thru FFFFH at the high end of unused memory space. The address-decoder output and address line A0 are ANDed active low in gate *IC7* which drives control lines \overline{XFER} and $\overline{BYTE1/BYTE2}$. This precludes enabling of \overline{XFER} at times when the port is not selected. Voltage-follower op amp *IC5* supplies a regulated reference voltage of 0 to -10 V depending on the setting of potentiometer *R2*. Current-to-voltage converter op amp *IC4* converts *IC6* output current I_{OUT1} to output voltage V_{OUT} . Potentiometer *R3*

zeros the op amp. The analog output voltage is positive going with the negative reference voltage. If you need a negative going output, reverse the reference voltage by connecting the top end of *R1* to the +12-V supply and reverse the connections of *C10*.

Construction. Use any construction technique that ensures a low-impedance ground circuit. The prototype was assembled on a Vector 4112-5 44-contact plug board. Parts placement is not critical. Install *IC4* near *IC6*'s output pins for short connections. Install bypass capacitors *C1* through *C8* beside the several gates and buffers. You can assemble the card cage as shown in the photo using the Vector CCK135AS card-cage kit supplied with twenty snap-in card guides. Install card guides 1½" (38.1 mm.) apart for six





The Computer Book Club®

"The ONLY Book Club for micro users"

Play games . . . develop new programming skills . . .
organize your finances . . . earn extra income . . .
even build your own microcomputer . . .

HAVE IT ALL FOR ONLY \$2.95

Select any 5 books, (values to \$102.75)
for only \$2.95 when you join
The Computer Book Club®!



1200
List \$16.95



1070
List \$16.95



1455
List \$15.95



1516
List \$19.95



1422
List \$14.95



1053
List \$13.95



1468
List \$18.95



1199
List \$18.95



1521
List \$17.95



1480
List \$22.95



1406
List \$17.95



1160
List \$13.95



1398
List \$16.95



1295
List \$16.95



1195
List \$13.95



1183
List \$14.95



1251
List \$16.95



1396
List \$13.95



1369
List \$21.95



1055
List \$10.95




1496
List \$17.95



1141
List \$11.95



335
List \$14.95



1442
List \$18.95



1209
List \$11.95



1062
List \$13.95




1466
List \$17.95



1391
List \$17.95



1333
List \$16.95



1423
List \$17.95

7 very good reasons to try The Computer Book Club®

Blue Ridge Summit, PA 17214

- **Reduced Member Prices.** Save 20% to 75% on books sure to increase your computer know-how
- **Satisfaction Guaranteed.** All books returnable within 10 days without obligation
- **Club News Bulletins.** All about current selections—mains, alternates, extras—plus bonus offers. Comes 13 times a year with dozens of up-to-the-minute titles you can pick from
- **"Automatic Order."** Do nothing, and the Main selection will be shipped automatically! But . . . if you want an Alternate Selection—or no books at all—we'll follow the instructions you give on the reply form provided with every News Bulletin
- **Continuing Benefits.** Get a Dividend Certificate with every book purchased after fulfilling membership obligation, and qualify for discounts on many other volumes
- **Extra Bonuses.** Take advantage of added-value promotions, plus special discounts on software, games, and more
- **Exceptional Quality.** All books are first-rate publisher's editions, filled with useful, up-to-the-minute information



The Computer Book Club®

Blue Ridge Summit, PA 17214

Please accept my membership in The Computer Book Club® and send the 5 volumes circled below, billing me \$2.95 plus shipping and handling charges. If not satisfied, I may return the books within ten days without obligation and have my membership cancelled. I agree to purchase 4 or more books at reduced Club prices (plus shipping/handling) during the next 12 months, and may resign any time thereafter.

335 1053 1055 1062 1070 1141 1160 1183
1195 1199 1200 1209 1251 1295 1333
1369 1391 1396 1398 1406 1422 1423 1442
1455 1466 1468 1480 1496 1516 1521

Name _____ Phone _____

Address _____

City _____

State _____ Zip _____

(Valid for new members only. Foreign and Canada add 20%. Orders outside U.S. or Canada must be prepaid with international money orders in U.S. dollars.)
This order subject to acceptance by The Computer Book Club® PECC-483

wire-wrapped cards. Install six 44-pin card receptacles (Vector R644-3) on the rear T-struts and wire wrap the backplane. Connect a TRS-80 ribbon cable with edge connector to the backplane preferably through a 40-pin IDC connector. Do not carry the TRS-80 5-V line (39) to the backplane. You may power the cage using a Jameco JE200 5-V, 1-A regulated power

supply (or similar) and the Jameco JE215 adjustable dual-power supply (or similar) set to deliver an output of ± 12 V.

If you must use a long ribbon cable, it may be necessary to terminate the cage bus lines. On each data, address, and control line, connect a 1200-ohm pullup resistor from line to +5 V. Connect an 1800-ohm pulldown resistor from each line to ground. The resistors can be mounted on the 3362-5 plug board installed at the far end of the

cage. Decouple the bus termination card by connecting a 20- μ F tantalum capacitor and a 0.1- μ F disc capacitor at the entry pin of the 5-V supply line. To operate a dynamic memory board in the cage with a long ribbon cable, use 220-ohm pulldown resistors on lines MUX, CAS, and RAS.

Checkout and Adjustment. Energize the card cage and verify that the correct supply voltages are at the IC socket pins before installing

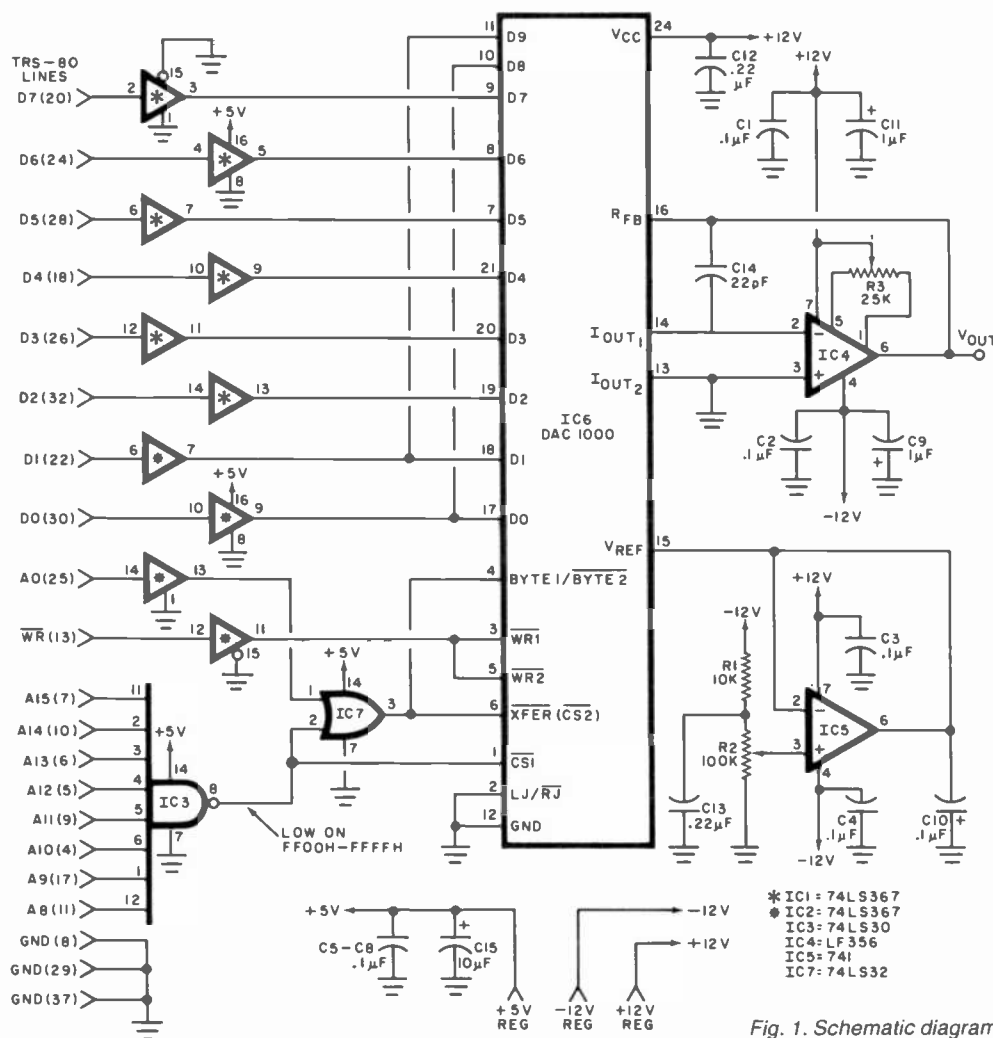


Fig. 1. Schematic diagram of the digital-to-analog converter.

PARTS LIST

C1 through C8—0.1- μ F disc capacitor
 C9,C10,C11—1.0- μ F, 35-V tantalum electrolytic
 C12,C13—0.22- μ F, 15-V disc capacitor
 C14—22-pF, 5% dipped mica
 C15—10- μ F, 35-V tantalum electrolytic
 IC1,IC2—74LS367 hex buffer
 IC3—74LS30 NAND gate
 IC4—LF356 op amp (do not substitute)*

IC5—741 op amp
 IC6—DAC1000 10-bit D/A converter*
 IC7—74LS32 quad 2-input OR gate
 R1—10-kilohm, 1/4-W resistor
 R2—100-kilohm, 10-turn trimpot
 R3—25-kilohm trimpot
 *Available from Jameco Electronics, 1355 Shoreway, Belmont, CA 94002.
 Misc.—16-pin DIP sockets (2); 14-pin DIP

sockets (2); 8-pin DIP sockets (2); 24-pin DIP socket; plug board (Vector 4112-5 or equivalent); card cage (Vector CCK135AS kit); wrap posts (T46-5-9); Jameco JE200 and JE215 power supplies (or equivalent); TRS-80 ribbon cable and connector; 44-pin card receptacles (Vector 644-3); wire; etc.

F FRANKLIN



Call on FRANKLIN Computers, Disk Drives, Software and System Specials.

ATARI

1010 Recorder	\$74.00
810 Disk Drive	\$429.00
1020 Printer	\$269.00
1025 Printer	\$589.00
830 Modem	\$159.00
820 Printer	\$259.00
850 Interface	\$169.00
CX40 Joy Sticks (pair)	\$18.00
CX853 Atari 16K Ram	\$77.95
CX481 Entertainer Package	\$69.00
CX482 Educator Package	\$130.00
CX483 Programmer Package	\$54.00
CX484 Communicator Package	\$344.00
CX414 Bookkeeper Program	\$119.00
CX419 Bookkeeper Kit	\$195.00

**48K
800
\$499**

ATARI 400

16K	\$199
32K	\$274*
48K	\$299*
64K	\$359*

*Non-Atari Ram



810 Disk Drive \$429.00

Call for Price and Availability of the NEW 64K ATARI 1200

**MICRO-SCI
DISK DRIVES FOR
APPLE & FRANKLIN**

A2	\$299.00
A40	\$349.00
A70	\$459.00
C2 Controller	\$79.00
C47 Controller	\$89.00

VISICORP

for Apple, IBM & Franklin

Visides	\$189.00
Visifile	\$189.00
Visiplot	\$159.00
Visiterm	\$89.00
Visitrend/Plot	\$229.00
VisiSchedule	\$229.00
Desktop Plan	\$189.00
Vimcalc(Apple/CBM/IBM)	\$179.00

Visicorp prices for IBM may vary slightly.

CONTINENTAL

Home Acct. (Apple/Atari)	\$59.00
The Tax Advantage(Apple/Atari)	\$45.00
1st Class Mail/Form Letter(Apple)	\$79.00
The Book of Apple	\$14.95
The Book of Atari	\$14.95
The Book of Apple Graphics	\$14.95

FLOPPY DISKS

MAXELL

MD I (Box of 10)	\$32.00
MD II (Box of 10)	\$44.00
FD I (8")	\$40.00
FD II (8" DD)	\$50.00

VERBATUM


5 1/4" SS SD	\$26.00
5 1/4" DS DD	\$36.00

ELEPHANT

5 1/4" SS SD	\$19.99
--------------	---------

**TIMEX SINCLAIR
1000**

\$85.



**HEWLETT
PACKARD**



**41CV
\$209
HP75 \$799.**



HP 41C (free memory module)	\$149.00
HP 10C	\$59.00
HP 11C	\$72.00
HP 12C	\$99.00
HP 15C	\$99.00
HP 16C	\$99.00



**\$169. SHARP
PC-1500
POCKET COMPUTER**

PC 1250	\$89.00
CF 150 Printer, Plotter and Cassette Interface Unit	\$172.00
CE 152 Cassette Recorder	\$62.00
CE 155RK Ram Expansion Module	\$94.00
CE 125 Printer MicroCassette	\$129.00

PERCOM

DISK DRIVES FOR ATARI

AT 88-S1	\$409.00
AT 88-A1	\$299.00
RFD 40-S1	\$559.00
RFD 40-A1	\$349.00
RFD 40-S2	\$889.00
RFD 44-S1	\$679.00
RFD 44-S2	\$1029.00

commodore

**VIC 20
\$149**



**VIC 64
\$399.**

Motor Mouse	\$23.00
Centipede	\$23.00
Frogge (VIC)	\$23.00
Frogge (64)	\$23.00
VIC 20 Dust Cover	\$9.99
VIC 1530 Datasette	\$69.00
VIC 1541 (64K Disk Drive)	\$339.00
VIC 1525 Graphic Printer	\$339.00
VIC 1210 3K Mem Exp	\$32.00
VIC 1110 8K Mem Exp	\$53.00
VIC 1111 16K Mem Exp	\$94.00
VIC 1011 RS232C Term Interface	\$43.00
VIC 1112 IEEE-488 Interface	\$86.00
VIC 1211 Super Expander	\$53.00
VIC Mother Board	\$92.00

PROFESSIONAL SOFTWARE

Word Processing for VIC 64	\$79.95
----------------------------	---------

MONITORS

AMDEK

100 B & W	\$74.95
300G	\$159.00
300A	\$169.00
310G	\$179.00
310A	\$179.00
Color I	\$299.00
Color II	\$599.00
Color II A	\$799.00
Color III	\$349.00
Color IV	CALL

BMC

12AU 05512" Green	\$79.99
1401 13" Color (Mid Res.)	\$369.00
9191U 13" Composit	\$329.00

ZENITH

ZVM 121	\$99.00
ZT-1 Terminal	\$369.00

SHARP

13" Color TV	\$269.00
19" Color TV	\$339.00

PANASONIC

TR-120MIP (High Res Green)	\$159.00
CT-160 Dual Mode Color	\$299.00

TAXAN

RGB1	\$329.00
------	----------

MOOEMS

HAYES

Smart	\$229.00
Smart 1200 (1200 Baud)	\$549.00
Chronograph	\$199.00
Micromodem 100	\$309.00
Micromodem II	\$279.00
MMicromodem II (with Term)	\$299.00

NOVATION

J-Cat	\$119.00
Cat	\$144.00
D-Cat	\$159.00
103 Smart Cat	\$189.00
Apple Cat II	\$279.00
103/212 Smart Cat	\$439.00
212 Apple Cat II	\$609.00
Apple Cat II 212 Upgrade	\$309.00

ANCHOR

Mark I (RS-232)	\$79.00
Mark II (Atari)	\$79.00
Mark III (TI-99)	\$109.00
Mark IV (CBM/PET)	\$125.00
Mark V (OSBORNE)	\$95.00
Mark VI (IBM-PC)	\$179.00
Mark VII (Auto Answer Call)	\$119.00
TRS -80 Color Computer	\$99.00
9 Volt Power Supply	\$9.00

No risk, no deposit on C.O.D. orders. Pre-paid orders receive free shipping within the UPS Continental United States, with no waiting period for certified checks or money orders. Add 3% (minimum \$3.00) shipping and handling on all C.O.D. orders and credit card orders. Larger shipments may require additional charges. NV and PA residents add sales tax. All items subject to availability and price change. NOTE: We stock manufacturer's and third party software for most all computers on the market. Call today for our new catalog.

east computer mail order west

800-233-8950

IN PA. CALL (717)327-9575

477 E. THIRD ST., WILLIAMSPORT, PA 17701


800-648-3311

IN NV. CALL (702) 588-5654

P.O. BOX 6689 STATELINE, NV. 89449

the devices. Make certain that cage supply voltages do not feed back to the TRS-80 through the cable. Ob-

serve usual CMOS handling precautions when installing the DAC1000. Connect the converter to the computer and energize the card cage first. Connect a dc voltmeter set to read 12 V from V_{OUT} to ground.



The author's prototype was assembled on a 44-contact plug board.

BASICS OF D/A CONVERSION

A digital-to-analog converter uses a binary word as its input and delivers an analog current or voltage in proportion to the binary value as its output. For example, the relationship between the binary input and the analog output of a 3-bit converter delivering 10.5 V full scale would be as follows:

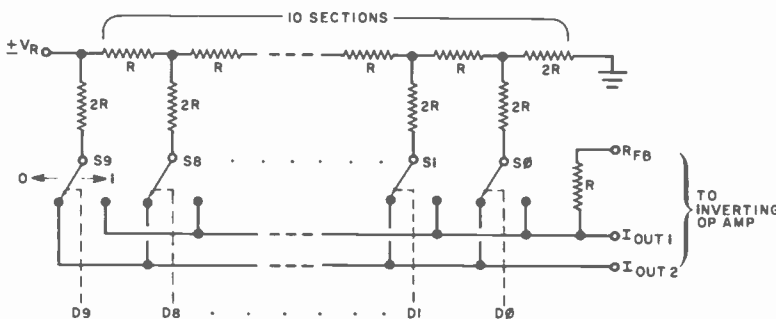
Input	Decimal	Output (V)
000	0	0
001	1	1.5
010	2	3.0
011	3	4.5
100	4	6.0
101	5	7.5
110	6	9.0
111	7	10.5

The output range consists of 2^3 or eight values in 1.5-V steps. A 10-bit converter would provide 2^{10} or 1024 output values

(10.26 mV per step) over the same voltage range.

Conversion of a binary value to an analog output current can be accomplished by using an R-2R resistive-ladder network as shown here. The ladder is supplied with a stable reference voltage $\pm V_R$. Each of the solid-state switches, S_0 through S_9 , goes to the right when the data bit applied to it is a 1. As a result, the binary weighted output, I_{OUT1} , increases and I_{OUT2} decreases an equal amount.

Provided that current I_{OUT1} "sees" zero resistance to ground, the output current is proportional to the binary input value. This requirement is met by using an inverting op amp to divert I_{OUT1} into feedback resistor R_{FB} . The inverting input of the op amp hovers near ground potential, differing from the noninverting input by a slight voltage E_{IN} sufficient to cause the high-gain op amp to fully divert I_{OUT1} .



Using the TBUG (TRS-80 machine language monitor) memory command, enter code 00 at addresses FF01H and FF02H in that order. Any upscale indication of the meter should drop to zero on the second data entry. Set the meter to its lowest voltage range (or use a millivoltmeter) and adjust offset-null pot R_3 for zero output. If you cannot null V_{OUT} connect V_{OUT} to a scope and check for oscillations. If IC_4 oscillates, double the value of $C14$. Also, try cleaning the TRS-80 card edge connections.

Set the meter to read 12 V. Enter code FF at address FF01H and code 03 at address FF02H which sets all DAC data bits to one or full-scale. Adjust voltage-reference pot R_2 for the desired maximum output voltage such as 5 or 10 V. If you use a DVM and set V_{OUT} to 10.23 V, the DAC resolves the voltage range in 10-mV steps.

Software. The brief machine language programs included with this article illustrate the simplicity of generating common repetitive waveforms. Connect the converter output to an oscilloscope or to an analog or digital voltmeter. In the SQWAVE program, the HL registers are loaded with zero and output to the DAC. Then, a CALL to DELAY provides 0.886 seconds delay. The HL registers are then loaded with 1023 or maximum output and loaded into the DAC. The delay is again CALLED and the program loops to repeat the waveform. Alter the delay time by entering suitable constants at addresses 4A53H and 4A54H. The delay is 48.4 us using code 01 00.

A waveform varying between two specific voltage levels is obtained by entering suitable values into HL. A train of short-duration pulses is obtained by deleting the CALL to DELAY at address 4A0FH. The 'up' time and 'down' time of a rectangular pulse is adjusted independently by CALLING two DELAY subroutines. Omission of CALLS to DELAY produces a rectangular pulse of approximately 28 kHz.

The RAMP program generates staircase waveforms. The BC registers are loaded with step size (height) 0080H or 128. The HL reg-

DISCOVER THE MAGAZINE THAT HELPED LAUNCH THE MICROCOMPUTER INDUSTRY

Incredible as it may seem, *Popular Electronics* helped launch the microcomputer industry. Back in 1975, we published plans for building the first powerful microcomputer based on the 8080 cpu. These plans generated incredible excitement—and started the world thinking about personal computing.

Since then, we've added more coverage of personal computing. Today, so much of the magazine is devoted to microcomputers that we've changed our name to...

Computers & Electronics


Computers & Electronics continues the *Popular Electronics* tradition of helping our readers experience the advances of the future—today. We do it with clearly written, in-depth articles explaining each innovation—plans for building useful, money-saving projects incorporating the newest technology—reviews of the latest mass-produced equipment. Whether it's microcomputer equipment, audio, video, or personal electronics, *Computers & Electronics* will make it possible for you to enjoy the newest, the most sophisticated, the most innovative technology around.

Helpful buying guides

Computers & Electronics compares and contrasts computers and other electronics gear in meaningful buyer's guide articles. We discuss features and options, what to look for, and how to get the best value. Recent buyer's guides have covered computer printers, pocket computers, sophisticated telephones, video cassette recorders and high-tech audio cassettes.

World-famous test reports

In every issue of *Computers & Electronics* you'll find our famous in-depth test reports. We take a new product, test it and analyze the results. Recently we've tested the Radio Shack TRS-80 Model III, the IBM Personal Computer, and the Sinclair ZX-81 Microcomputers by Apple, Atari, Hewlett-Packard, Intelligent Systems and Netronics. Plus an interactive data terminal, software,



and a variety of audio, video and testing equipment.

Innovative construction projects

If you're a do-it-yourselfer, you'll love the construction projects in *Computers & Electronics*. Not only did we bring the world the first successful microcomputer kit, but also projects for building the first low-cost modem. The first computer keyboard integrated with the computer (SOL).

The first low-cost voice synthesizer. The first low-cost logic analyzer. The first 1802-based microcomputer (ELF). The first low-cost function generator. The first gas-laser communicator (awarded a place in the Smithsonian Institution). The first low-cost color graphics computer module. An interface to transfer narrow line listings from your TRS-80 Pocket Computer to either a printer or CRT screen.

As you can see, our construction projects, while not necessarily complex (thanks to multifunction IC chips), will keep you at the forefront of technological development—at remarkably low cost. And in the future, we'll be bringing you construction projects to help you make your microcomputer more useful—whether it's an enhancement, an application, or a merging of technology with external controls and products.

Get the leader in the field— at up to 33% off!

Computers & Electronics is the world's most widely read computer and personal electronics magazine. Now you can subscribe at big savings, up to 33% off. At our New Subscriber rates, a one-year subscription is only \$12.97. Take advantage of this offer—complete and return the coupon or postage-paid reply card today!

Computers & Electronics P.O. Box 2774, Boulder, Colorado 80322

- YES!** Send me one year (12 issues) of *Computers & Electronics* at \$12.97—I save 19%
 I prefer two years for \$22.97—I save 28%
 Make that three years for \$31.97—I save 33%

Savings based on full one-year subscription price of \$15.97

Mr./Mrs./Ms. _____ (please print full name) 4S010

Address _____ Apt. _____

City _____ State _____ Zip _____

CHECK ONE: Payment enclosed Bill me later

Offer valid in U.S. and possessions only. Please allow 30 to 60 days for delivery of first issue.

THE DAC1000 D/A CONVERTER

The DAC1000 is a 10-bit D/A converter that easily interfaces with 8-bit and 16-bit microprocessors. Figures 1 and 2 show the block and timing diagrams for the device. Eight data lines feed information to an 8-bit input latch as well as a 2-bit latch. When using the DAC1000 with a Z80 CPU, data can be formatted as either right- or left-justified in a register pair as shown in Fig. 3.

For right-justified data, register L of the Z80 microprocessor is first loaded into the DAC 8-bit data latch followed by loading register H into the 2-bit latch on the second byte transfer. Although any register pair can be used, the HL registers serve as an accumulator with 16-bit arithmetic instructions to simplify software. The DAC can be mapped as part of the TRS-80 memory allowing use of a single memory-load instruction that moves both bytes into the DAC in proper sequence.

The DAC1000 has six control lines permitting a number of operating modes (detailed in the instruction sheets). To simplify software and hardware for our purposes, the DAC was configured as part of memory along with the use of right-justified data and automatic-output mode. In the latter, the analog output is updated immediately following the data transfer to the DAC. Control line $\overline{LJ/RJ}$ (left-justification/right-justification) is grounded for right-justified data. Write lines $\overline{WR1}$ and $\overline{WR2}$ connect to the Z80 \overline{WR} line. Chip select line $\overline{CS1}$ (primary chip select line) enables the DAC to accept data. The $\overline{CS1}$ line is connected to the address decoder which maps the port as memory locations.

Byte-sequencing line $\overline{BYTE1}/\overline{BYTE2}$ controls the entry of data. The control line is pulled high on the $\overline{BYTE1}$ data transfer and both data latches are enabled. The line is then pulled low on the $\overline{BYTE2}$ data transfer.

The 8-bit latch is disabled and the 2-bit latch accepts the two bits of $\overline{BYTE2}$. At this point, the second chip-select line and data-transfer line $\overline{XFER}(\overline{CS2})$ is pulled low and activated. This enables the DAC 10-bit register to enter new data into the R-2R ladder network which in turn updates the analog output voltage. This sequence is termed "double buffering" wherein the output is updated only after both bytes have been transferred to the DAC.

The control line \overline{XFER} can be driven directly by address line $A0$ under the following conditions. On any double-byte, memory-write instruction, the CPU issues two consecutive memory addresses as shown in the timing diagram. By choosing an odd memory address such as FF01H for the memory-write instruction, address bit $A0$ is a 1 during the $\overline{BYTE1}$ data transfer and changes to 0 on the $\overline{BYTE2}$ data transfer for control of \overline{XFER} without additional logic. \diamond

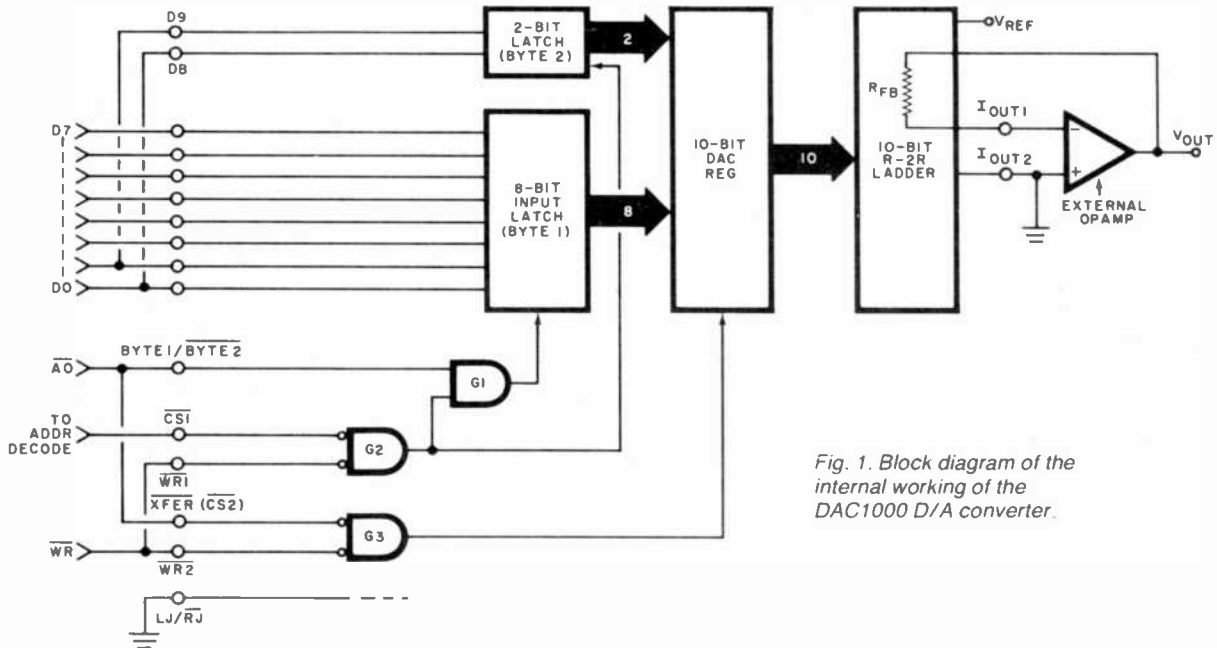


Fig. 1. Block diagram of the internal working of the DAC1000 D/A converter.

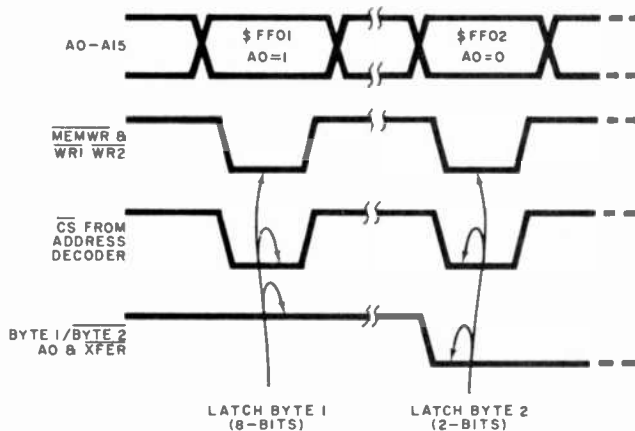


Fig. 2. Timing diagram of the converter.

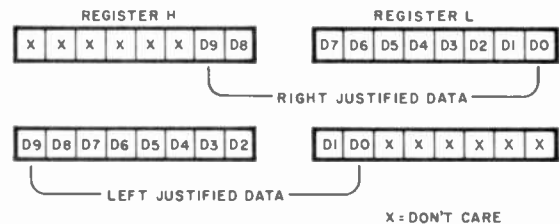


Fig. 3. Data can be formatted as either left- or right-justified.

isters are initialized to zero and loaded into the DAC. You may insert a CALL to DELAY if you are observing the output on a voltmeter. The step size is then added to the current value of HL and the program loops back. The step sizes of this program are limited to powers of two such as 1, 2, 4, etc. to effect identical repeat of the staircase. Verify this by entering an odd step size and observe the results on a DVM. To use an odd step size, modify the program by adding a loop counter to effect an exit once the required number of steps have been generated. To obtain a descending staircase, replace code 09 at address 4A3CH with code B7 (OR A to clear carry) followed by code ED 42

(subtract DC from HL) and JUMP instruction C3 36 4A.

You may use two register pairs to source data to the DAC. Initialize the registers at the same or diverse values. Then, increment one register pair and decrement the second pair or hold it constant. The results include various modulated pyramidal and sawtooth waves. An approximation of sine waves and others may be obtained by fetching and displaying data held in a table in memory.

Applications. For immediate applications of the converter, use it as a programmable signal generator for testing digital and linear devices and circuits. Program the waveform and voltage excursions to suit the particular test. You may use the ramp waveform with 1023 steps as a

linear x-axis sweep of an oscilloscope at the lower frequencies. By adding a second converter to the plug card, you can output x-y display plots on the scope. Data for one or both axes are fetched from tables or data-acquisition buffers in memory.

On the test bench, the converter serves as a precision voltage divider supplying accurate voltage ratios for checking the linearity of analog and digital meters and dc amplifiers. If you further calibrate the converter output against a voltage standard or precision DVM, you have a source of programmable voltages of known precision. Use the TBUG memory command to set the output voltages directly.

For special applications, the converter is easily programmed to generate any sequence of waveforms and time delays by CALLing subroutines. Output op amp IC4 is best limited to ±10 V at up to 5 mA. For higher power levels, add a discrete or integrated-circuit power amplifier. The LM380 audio amplifier can be used to amplify sound effects, tones, and musical tone sequences.

These are just a few simple ways to use the D/A converter. A more advanced application would be in a feedback control system to regulate motor speed, temperature, light intensity, or pressure. The controlled apparatus would include an analog sensor such as a tachometer, thermocouple, photoresistor, or barometer. The sensor monitors the variable and transmits an analog signal to an A/D converter, which in turn transmits digital information back to the computer. (An A/D converter for the TRS-80 by the author was described in the January 1982 issue of POPULAR ELECTRONICS.) The computer program then examines the data and takes any corrective action via the D/A converter.

It's clear that analog-to-digital and digital-to-analog conversion can greatly enhance the power and productivity of a microcomputer like the TRS-80 Model I. The ideas suggested here are just some of the applications possible. As you become more adept at interfacing your computer with the outside world, many more applications will become apparent. ◇

DEMONSTRATION PROGRAMS

```

00100 ;FILENAME - DIGANA
00110 ;BY ADOLPH A. MANGIERI
00120 ;DEMO PROGRAMS GENERATE SQUARE, PULSE
00130 ;AND RAMP WAVEFORMS WITH 10-BIT CONVERTER.
4A00      00140      ORG      4A00H      ;START 'SQWAVE'
4A00 210000 00150 SQWAVE LD      HL,0000H ;LD ZERO IN HL
4A03 2201FF 00160      LD      (0FF01H),HL ;SEND HL TO DAC
4A06 CD504A 00170      CALL    DELAY      ;CALL TIME DELAY
4A09 21FF03 00180      LD      HL,03FFH ;LD 1023 IN HL
4A0C 2201FF 00190      LD      (0FF01H),HL ;SEND HL TO DAC
4A0F CD504A 00200      CALL    DELAY      ;CALL TIME DELAY
4A12 C3004A 00210      JP      SQWAVE      ;LOOP
          00220 ;END 'SQWAVE'
4A30      00230      ORG      4A30H      ;START 'RAMP'
4A30 018000 00240 RAMP  LD      BC, 0080H ;SET STEP SIZE
4A33 210000 00250      LD      HL, 0000H ;INITIALIZE HL
4A36 2201FF 00260 STEP  LD      (0FF01H),HL ;SEND HL TO DAC
4A39 00      00270      NOP                    ;THIS SPACE FOR
4A3A 00      00280      NOP                    ;A CALL TO TIME
4A3B 00      00290      NOP                    ;DELAY
4A3C 09      00300      ADD     HL,BC      ;NEXT STEP
4A3D C3364A 00310      JP      STEP        ;LOOP
          00320 ;END 'RAMP'
4A50      00330      ORG      4A50H      ;START 'DELAY'
4A50 F5      00340 DELAY PUSH    AF      ;SAVE STATUS
4A51 D5      00350      PUSH   DE      ;SAVE
4A52 11FFFF 00360      LD      DE,0FFFFH ;SET DELAY HERE
4A55 1B      00370 DECDE  DEC     DE      ;DECREMENT DE
4A56 7A      00380      LD      A,D      ;GET D
4A57 B3      00390      OR      E      ;IS RESULT ZERO?
4A58 C2554A 00400      JP      NZ,DECDE ;LOOP TILL ZERO
4A5B D1      00410      POP     DE      ;RESTORE
4A5C F1      00420      POP     AF      ;RESTORE
4A5D C9      00430      RET                    ;RETURN
0000      00440      END
00000 TOTAL ERRORS
DECDE 4A55
STEP 4A36
RAMP 4A30
DELAY 4A50
SQWAVE 4A00
    
```

The COMPUTER NETWORK MAZE

Part 2: Concluding a description of how the various computer communications networks can be utilized to your best advantage

By Stan Veit

LAST month, in the first part of this article, we described CompuServe, the largest and most widely used of the computer communication networks. Here are some of the other networks.

The Source

THE Source is the other large, general-information computer network available to the public. There is an initial sign-on charge and an hourly charge for use of the service with a minimum of \$10 per month. The equipment needed to


connect to The Source is the same as that required for CompuServe; most of the popular personal computers can be adapted to work on this network.

Access to The Source is through major network common carriers Telenet and Tymnet. They do have access over their own nodes in the Washington, D.C. area but not beyond that location. The user is assigned both a number and a password to identify his account on the network. One difference in sign on between The Source and CompuServe is that The Source assigns the user to a specific computer system. That is, System 10, 11, 12, or 13. It

is necessary to give this system number in the sign-on procedure.

Once you are connected to the correct computer system you give your individual user number and password.

There are two methods of accessing information on The Source: the Command Level and the Menu. If you are using the Command Level, you type commands when you see the caret prompt, naming the program you want after writing a prefix word that states what you want to command the program to do. The most commonly used prefix words are INFO or DATA, which provide an introduction and background to



the program, or may demonstrate how it works.

DEMO is only used with a handful of programs like Adventure, Blackjack, and Blackdragon to show how they work. At the Command Level, you tell the system the specific program or information you want by entering a Key Word. These are listed in the manual and in the handy Source Digest provided to subscribers. Typical Key Words are:

UNISTOX—brings up today's reports

MOVIES—brings up current movie reviews

MAIL—allows you to read or send electronic mail

SPORTS—brings up sports section

PARTI—brings up teleconferencing section

MUSICSOURCE—music to order

Assistance for each of the Key Words is obtained by prefixing its name with HELP. Within each Key Word section are Commands to select operations that may be performed within the section.

The Welcome Menu. When you sign on The Source, the first thing you see will be as shown in the first box of Illustration V.

If you select Command Level, you see the caret prompt and then move through the network by entering KEY Words. If you select the Source Menu you see the Main Menu and move through the network by entering selections from the Main Menu or from branch menus.

The News and Reference Resources is one of the most important areas of The Source. The following subject listing can be quickly searched by moving from level to level through the branches. Each item has a sub-menu relating to the subject material. For instance, under Travel and Dining, you will find:

1. Domestic flights
2. International flights
3. Travel tips
4. Travel reservations
5. Metro restaurant guide

6. National restaurant guide

7. Wine

The Source shines in the area of electronic mail. This is featured as an important resource. All subscribers have a mailbox in their assigned systems. The correspondence can be scanned, checked, or read by the subscriber.

The Source also allows you to send the same message to a whole list of Source subscribers. This is the only network with this feature.

You can also send electronic mail to subscribers when you are away from a terminal. All you have to do is phone The Source and send a Voicegram. There is an extra charge for this service, but it is the only one of its kind on the networks. Another service of The Source is the capability to send Mailgrams from the Source and the U.S. Postal Service.

While The Source does not have a conference area such as the ones on the CompuServe SIGS, it does have the Chat facility which permits conversations between two subscribers. There is no equivalent to CB on The Source.

The Source does not have Special Interest Groups (SIGS) in which subscribers can communicate, help one another, and share public domain software. Instead it has a conference area called Participate or PARTI. This is a scheme that permits any subscriber to start a conference by entering a subject. Other subscribers can join the conference to add their comments. In time others will comment on the answers and a branch subject usually starts. The resulting subject area will be a tree structure that includes all of the conference branches.

The main difference between PARTI and the CompuServe SIGS is the SYSOPS who moderate the SIGS and bring a human element to the conference. Individual SYSOPS

develop a following based upon their ability to organize and direct an interesting group. The PARTI only has the system computer as moderator and, thus, is not as interesting.

The Source has been one of the pioneers in a new method of merchandising. The COMP-U-STORE organization offers all kinds of discount merchandise to members via the network. It publishes an electronic catalog describing the merchandise for sale. The subscriber can order the goods and charge them to his credit card. They are shipped directly to his address.

There is also a free classified advertising service for subscribers who want to barter or sell things, or who just want to comment briefly on some subject. This is called the POST service, and it allows subscribers to place ads in more than 70 different subject areas. The ads remain on the board for 14 days unless they are removed by the originator.

One unusual feature on The Source is an individual private publishing area. It allows subscribers who wish to publish their own works to put them on the network. They can receive a royalty according to the time and accesses by members reading the material. Some of these develop dedicated followings. Recently a complete novel was written and published on The Source.

Science Plus is an enhanced group of information services featuring Media General stock analysis, Commodity News Service daily price and news reports, Management Contents Ltd. abstracts of leading business publications, The Legi-Slate congressional bill-tracking service, and Comp-U-Star discount shopping. There is an additional charge for The Source Plus service.

Dow Jones News/Retrieval Service

DOW Jones & Company offers an on-line service to individuals requiring its unique business services (Illustration VI). As might be expected from the Dow Jones organization, the service is oriented toward financial users.

The service is accessed through

the public common carriers according to instructions provided by Dow Jones. In many cases this service is offered through a package sold by computer stores, or supplied as part of the purchase of a modem or packaged software. The initiation package includes a free full-service pass-

... NETWORK
MAZE



WELCOME TO THE SOURCE

- 1 USING THE SOURCE
- 2 TODAY
- 3 BUSINESS UPDATE
- 4 THE SOURCE MAIN MENL
- 5 COMMAND LEVEL

Enter item number or HELP 1

SIGN ON

THE SOURCE MAIN MENU

- 1 NEWS AND REFERENCE RESOURCES
- 2 BUSINESS/FINANCIAL MARKETE
- 3 CATALOGUE SHOPPING
- 4 HOME AND LEISURE
- 5 EDUCATION AND CAREER
- 6 MAIL AND COMMUNICATIONS
- 7 CREATING AND COMPUTING
- 8 SOURCE*PLUS

CATALOG SHOPPING

- 1 DATA BUCKS
- 2 BARTER
- 3 BOOKS
- 4 RECORDS, TAPES, VIDEOTAPES
- 5 RADIO RECORDINGS
- 6 CLASSIFIED ADS
- 7 COMP-U-STORE

Enter item number or HELP p

CREATING AND COMPUTING

- 1 SOURCE MANUALS
- 2 TEXT EDITOR
- 3 PROGRAMMING
- 4 MICRO NEWS & SERVICES
- 5 USER PUBLISHING

Enter item number or HELP 4

HOME AND LEISURE

- 1 GAMES
- 2 ADVICE & HOROSCOPES
- 3 TRAVEL & DINING
- 4 ENTERTAINMENT
- 5 HOME FINANCE

Enter item number or HELP p

MAIL AND COMMUNICATIONS

- 1 MAIL
- 2 CHAT
- 3 POST
- 4 PARTICIPATE
- 5 MAILGRAM MESSAGES

Enter item number or HELP p

BUSINESS/FINANCIAL MARKETS

- 1 FINANCIAL MARKETS
- 2 ANALYSIS & COMPUTATION
- 3 NEWS AND COMMENTARY
- 4 PERSONAL FINANCE
- 5 RESEARCH AND REFERENCE

Enter item number or HELP 1

VI

MASTER MENU
 COPYRIGHT (C) 1982
 DOW-JONES & COMPANY, INC.

- TYPE FOR
- A DOW JONES BUSINESS AND ECONOMIC NEWS
 - B DOW JONES QUOTES
 - C FINANCIAL AND INVESTMENT SERVICES
 - D GENERAL NEWS AND INFORMATION SERVICES

GENERAL NEWS AND INFORMATION SERVICES FOR FREE INFORMATION ABOUT NEWS/ RETRIEVAL ENCYCLOPEDIA MOVIE REVIEWS WORLD REPORT SPORTS WEATHER WALL \$T WEEK

TYPE
 //INTRO

 //ENCYC
 //MOVIES
 //NEWS
 //SPORTS
 // WTHR
 // WSW

FOR HELP, TYPE CODE AND HELP.
 (EXAMPLE: // INTRO HELP)
 //WSW

WALL \$TREET WEEK ONLINE
 COPYRIGHT (C) 1982
 THE MARYLAND CENTER
 FOR PUBLIC BROADCASTING

WALL \$TREET WEEK TRANSCRIPTS ARE PROVIDED BY THE MARYLAND CENTER FOR PUBLIC BROADCASTING WHICH IS SOLELY RESPONSIBLE FOR THEIR CONTENT.

DOW JONES BUSINESS AND ECONOMIC NEWS SERVICE

TYPE FOR

- //DJNEWS DOW JONES NEWS
- //FTS FREE-TEXT SEARCH OF DOW JONES NEWS
- //AUPDATE WEEKLY ECONOMIC UPDATE
- //WSJ WALL STREET JOURNAL HIGHLIGHTS ONLINE

FOR HELP, TYPE CODE AND HELP
 (EXAMPLE: //DJNEWS HELP)

CINEMAN MOVIE REVIEWS
 COPYRIGHT (C) 1982 CINEMAN SYNDICATE

PRESS FOR

- 1 NEW RELEASES FORCED VENGEANCE JOSEPHA; THE VERDICT
- 2 CURRENT MOVIES
- 3 COMING ATTRACTIONS

DOW JONES STOCK REPORTER SERVICE.
 STOCK PRICES DELAYED OVER 15 MINUTES
 *=CLOSE PRICE ADJUSTED FOR EX-DIVIDEND

STOCK	BID	ASKED	HIGH
GE	92 3/8	92 1/2	93
IBM	91	90	91 1/2
	LOW	LAST	VOL (100'S)
GE	92 1/4	91 3/8	4513
IBM	89 1/8	89 3/8	13059

MOVIES 12/10/82 P226 ENDS AT 228
 COMING ATTRACTIONS

TWENTIETH CENTURY FOX WILL DISTRIBUTE "KIDCO" A COMEDY-ADVENTURE. THE TITLE CONCERNS THE CHILD-OWNED-AND-OPERATED FERTILIZER AND PEST CONTROL COMPANY WHOSE LEGALITY WAS CHALLENGED BY GOVERNMENT BUREAUCRATS.

* * *
 SEAN PENN WILL HEAD THE CAST OF "BAD BOYS" THE STORY OF A 16-YEAR-OLD GANG MEMBER. UNIVERSAL WILL DISTRIBUTE
 * * *

word and one hour of introductory usage in non-prime time. This is enough to sample the services and determine if they are worth the charge to any individual.

Once you have signed on the first thing you see is the Master Menu.

The Business and Economic News includes Dow-Jones News and free text search of the Dow Jones News. This is based upon *Wall Street Journal* news. There is a weekly economic update of the leading indicators and *Wall Street Journal* highlights online. The General News and Information Service includes movie reviews; sports; weather; The World Report; an encyclopedia; and The Wall Street Week, a column of Wall St. news.

The main feature of the Dow Jones Service is the Stock Quote Reporter Service. This gives the daily stock market quotes delayed 15 minutes, it turns each personal computer, anywhere in the country, into a stock ticker. Upon entering the stock symbol, the system gives the name of the stock, and the last bid information (or at close). Then it gives Asked Information, Open, High, Low and Last. Finally it gives the volume in 100s of shares. The user can Quit at any time and return to the main menu for analysis information or news of the stock. He can return to the quote service at any time.

Since The Dow Jones system is designed to be used by financial people rather than by computer experts, it is by far the easiest to use and obtain information from.

BRS By Night

THIS IS a new service designed for the scientist or researcher who needs to research published literature for articles referencing subjects of interest. Biographical Research Service is a data base of data bases designed for use by professional researchers who are paid to find references in all the various data bases on line throughout the world. BRS by Night is one of the first of these services to be offered directly to the public at reduced rates because it operates in non-prime time.

It is still not simple to operate this service and therefore BRS offers instruction courses at various locations throughout the country. The fees for this instruction are very reasonable and there are courses for both the beginner and the experienced researcher who merely needs to become familiar with the network.

BRS is accessed by Telenet in much the same way as it is done on The Source. It supplies a new user with the proper passwords and pro-

cedure to use the system. Once you are connected to the BRS After Dark service, you are given a menu with selections for News, Electronic Mail, News of The BRS Service, and the Data Base Reference Service.

If the reference menu is selected, the system prints a list of the available databases including, Science/Medicine Databases, Business/Financial Databases, Education Databases, Energy Database, and Social Science Databases. Within each category there are hundreds of data bases that can be searched for information.

The user enters the search terms, including logical qualifiers such as "AND" and "NOT," and the system searches the specified data bases. It then reposts the number of "hits" it finds and where they are. The searcher can have the references printed out at his terminal. We found the system much more complicated to use than either The Source or CompuServe, but simpler than other systems of its type.

Lockheed Dialog Information Service

THE Dialog Information Service is a data base of more than 55 million records covering all phases of science, education, busi-

ness, law, finance, the arts, medicine, and the humanities. It provides references to technical reports, journal and magazine arti-

cles, patents, newspapers, and statistical data. The user can search the data bases by typing words or phrases describing what is wanted. The titles, abstract words, names of authors or corporations, patent numbers, or specified portions of the machine-readable records. The system will print out full records including abstracts at the terminal, or they can be mailed to the subscriber.

The ability to use the Dialog system is acquired only by learning the system and the form of the command statements. To train people to use the system, Dialog holds training sessions in various parts of the country. Even a trained researcher needs classroom training in using the system. Therefore, it is beyond the scope of this article to provide such instruction.

As an example of how it operates, here is some information from the Dialog brochure. To start with, DIALINDEX, the on-line subject index, shows that File 15 ABI/INFORM contains information about business and management.

The user wants to search File 15 so the following command is entered:

? BEGIN 15

The system responds with:

File 15:AB/INFORM-71-JAN

(Copr. Data Courier Inc.)

Set Items Description

The user asks for any article that would include the word *stress* or the word *tension*, as follows:

? SELECT STRESS OR TENSION

The computer responds with the references:

1564 STRESS

395 TENSION

1 1840 STRESS or TENSION

The user asks how many of these articles also contain the words *executives*, *managers*, or *administrators*:

? SELECT EXECUTIVES OR MANAGERS OR ADMINISTRATORS

7 Good reasons why you should subscribe to *Creative Computing*.



It's the Number One magazine of computer applications and software!

There's one place you can always be sure of learning more about microcomputer software and applications: *Creative Computing*.

Every month *Creative Computing* provides you with a continuing education on everything related to microcomputers and computer equipment. Useful articles, "how to" tutorials, exciting new applications, games and "no holds barred" reviews of the latest software and equipment make up a major part of *Creative Computing's* editorial content.

We give you probing features on programming breakthroughs and important news. Plus in-depth articles on elementary, intermediate and advanced software and applications topics—to help you develop your knowledge and skills, save hundreds (perhaps thousands) of dollars in unneeded software, discover uses for your personal computer that you might never have considered. Articles that increase your overall "computer consciousness." Here's how:

1

***Creative Computing* gives you things to actually do with a computer.**

Just owning a computer isn't enough. You've got to know what to do with it. That's why applications are our primary focus. Text editing, animation, graphics, business simulations, data base and file systems, music synthesis, control of household devices, communications, games—some of the applications and software you'll learn about in *Creative Computing*.

2

***Creative Computing* discusses business applications in simple, nontechnical language.**

If you're a business person who needs to know about the latest developments in word processing and office applications, turn to *Creative Computing*. We clarify such business applications as investment analysis, futures evaluations, data base management, mailing list programs, text editing, word processing and simulations. And all the software available for business people.

3

***Creative Computing* helps you decide which computer equipment is best for you.**

Our tough, no-nonsense equipment profiles arm you with the facts before you walk into a computer store. You'll know the right questions to ask and how to cut through the jargon and sales hype. We give you authoritative guidance in deciding what you need, what you don't need—and what's right for you and your pocketbook.

4

***Creative Computing* covers computer education in depth.**

We started out as a computer education publication, and we're still committed to the educational community. We regularly carry articles on designing educational software, evaluating educational software, teaching concepts and terminology in computer education, text editing applications for literature and computer simulations in the classroom—plus a great deal more.

5

***Creative Computing* brings you hours of mind-expanding game entertainment.**

We've got a soft spot for the computer game addict—and computer game software. We know you want to understand more about the new computer games flooding the market: which ones are easiest to learn? Require the most skill? Offer the most surprises? Give you the best graphics? Provide the most challenge? Contain a new twist? *Creative Computing* brings you the answers.

6

***Creative Computing* features the state of the art.**

Columns on the most popular personal computers, a "software legal forum," letters to the editor. Reviews of books, games, organizations, dealers and events. Fascinating interviews with leading innovators, equipment designers, program developers and game inventors—men and women who'll give you a real glimpse of the future!

7

Our price is right.

By subscribing to *Creative Computing* now, you can save as much as 33% off the full subscription price. To learn elsewhere what you'll learn from *Creative Computing*, you might spend hundreds of dollars in course fees and books. Then you'd have to winnow out what you could use from all that you'd learned. But *Creative Computing* does that for you, so you'll have time to enjoy your own computing interests. And that saving of time makes this offer very inexpensive indeed.

SAVE UP TO 33%!

Creative Computing · P.O. Box 5214 · Boulder, Colorado 80322

YES! Send me *Creative Computing* for:

- One year (12 issues) for \$19.97—I save 20%!
- Two years (24 issues) for \$36.97—I save 26%!
- Three years (36 issues) for \$49.97—I save 33%!

Savings based on full one-year subscription price of \$24.97.

Check one: Payment enclosed. Bill me later.

Mr./Mrs./Ms. _____ (please print full name) 8H351

Address _____ Apt. _____

City _____

State _____ Zip _____

Offer valid in U.S. and possessions only. Please allow 30 to 60 days for delivery of first issue.


**Join over 150,000
Creative Computing readers
by subscribing today!
Just use the coupon
at right.**



NEW! 28" MICROWAVE ANTENNA

24 HOURS A DAY OF SPECIAL T.V. PROGRAMS 90 MILE RECEIVER*

- Built to Commercial Standards.
 - Easy Installation.
- PMR 28 is the most powerful television-microwave receiver in the industry today!



6 MO. Warranty
2.1 to 2.8 GHz
High gain of 62db
 Includes—
 60 ft. of coaxial cable, adapters, power supply tuner, and instructions.

In a few short minutes, you could be receiving the best entertainment on television today.

All for only **\$199.00**
 (Reg \$369.00)

California residents only add 6% sales tax
 All units returned for refund that are not defective are subject to a 15% restocking charge
 * With additional \$39.95 Booster

Call Toll-FREE to order (24 hours)
800-854-0561 (x 857)

In California, call **800-432-7257 (x 857)**

(Direct Satellite Reception Coming Soon)

For detailed information and dealer inquiries

714-539-7741

MC/Visa/Checks/Money Orders

CARTERS T V ACCESSORIES

P O BOX 3256

Covina, CA 91722

CIRCLE NO. 77 ON FREE INFORMATION CARD

AMAZING DEVICES

LASERS

RUBY LASER RAY GUN — intense visible red beam, burns and welds the hardest metals. HAZARDOUS device. Kits available
 RUB3 PLANS includes part sources \$15.00
 CARBON DIOXIDE BURNING AND CUTTING LASER — produces a continuous beam of energy. HAZARDOUS device — Kits available
 LC5 PLANS includes part sources \$15.00
 VISIBLE LASER LIGHT GUN — produces intense red beam for special effects and other various optical applications. Hand held enclosure houses batteries
 LGU3 PLANS \$10.00 LGU3K KIT/PLANS (minus tube) \$99.50
 IR PULSED LASER RIFLE — produces 15-30 watt pulses at 9000A at 200 2000 per second
 LRG3 PLANS \$10.00 LRG3K KIT/PLANS (minus diode) \$119.50
 BEGINNER POCKET LASER — visible red simulated device produces an excellent monochromatic source of light
 LHC2 PLANS \$5.00 LHC2K KIT/PLANS \$24.50

PHASORS

HIGH ENERGY VARIABLE AND PROGRAMMABLE PAIN FIELD GENERATORS REQUIRE NO CONTACT — Recently developed device produces directional fields of moderate to high SPL capable of producing intense pain and discomfort. HAZARDOUS IF NOT USED WITH DISCRETION. SOLO FOR ANIMAL CONTROL — MAY BE USED IN CERTAIN INSTANCES TO DISCOURAGE UNWANTED ENCOUNTERS
 PPF1 PRDG/VAR PLANS \$15.00 PPF1K KIT/PLANS \$175.00
 PSP3 VAR HAND HELD PLANS \$7.00 PSP3K KIT/PLANS \$44.50

PHASOR BURNING WAND — capable of burning flesh generates 3500 volts of continuous DC power
 PSW3 PLANS \$8.00 PSW3K KIT/PLANS \$59.50
 PARALYZING SHOCKING WAND — produces 100,000 watt pulses of stunning power
 PG1W PLANS \$10.00 PG1WK KIT/PLANS \$79.50
 Above electrical devices are hand held and may be used for PERSONAL DEFENSE

SECURITY

SNOOPER PHONE — allows user to call his premises and listen in without the phone ever ringing
 SNP2 PLANS \$7.00 SNP2K KIT/PLANS \$49.50
 LONG RANGE WIRELESS MIKE — miniature device clearly transmits over 1 mile
 FB19 PLANS \$7.00 FB19K KIT/PLANS \$34.50
 WIRELESS TELEPHONE TRANSMITTER — long range all automatic undetectable
 VWPM5 PLANS \$7.00 VWPM5K KIT/PLANS \$34.50
 TALK AND TELL — clearly and automatically records both sides of a telephone conversation when phone is being used
 TAT2K KIT/PLANS \$14.50 TAT20 READY TO USE \$24.50

Our order phone is available 24 HOURS 7 DAYS A WEEK
 Write for FREE catalog of our many products
 We accept Master Charge or Visa. Please allow 10% for shipping. On orders OVER \$50.00 WE PAY freight

SEND TO: **SCIENTIFIC SYSTEMS**
 DEPT 01 P O BOX 716 AMHERST NH 03031
 OR CALL FOR ORDERING ONLY 1-603-673-4730

...NETWORK MAZE

The system responds with the selected set:

7072 EXECUTIVES

14435 MANAGERS

20707 EXECUTIVES OR MANAGERS
 OR ADMINISTRATORS

The user asks how many of these articles contain the words *stress* or *tension* and also the words *executives*, *managers*, or *administrators*.

? COMBINE 1 AND 2

3 460 1 AND 2

He can then ask which of these articles were published in 1982.

? SELECT S3 AND PY = 1982

26623 PY = 1982

4 80 S3 AND PY = 1982

The selection process can go on until the researcher finds the exact document that he wants, each time narrowing the search among the items found by the previous statement on the network. Once located, the article can be printed at the terminal or printed by the network and mailed to the user.

This is a process that requires experience and skill. It is thus sometimes better to hire a skilled researcher than learning the process. The rate charged by the various data bases can be quite high and therefore money is saved by having the search conducted by someone who knows what he is doing. This of course applies during day-time hours (prime time).

At night, when the computer usage is quite low because people are normally not working, Dialog has started a new service at much lower rates, called KNOWLEDGE-INDEX. It permits access to a selected group of data bases covering Agriculture, Business Information, Computers, Electronics, Corporate

News, Education, Engineering, Government Publications, Magazines, Medicine, News, and Psychology. The equipment required is a computer terminal and modem or a personal computer with a serial interface, modem, and terminal software. The charge is a flat \$24 per hour, with no minimum fees or monthly handling charge. While this hourly charge is higher than that for the general-purpose information networks, it results in a low charge for the average reference search. When a document reference is found, the user can get the full text of articles on-line. The charge is \$4.50 plus \$0.20 per page photocopied. Actual documents are sent for a \$4.50 charge, plus the actual cost of the document. The operation of KNOWLEDGE-INDEX is the same as for the full Dialog.

Conclusion

THE utilization of public information networks can add to the owner's benefits derived from his personal computer beyond the scope of published software because it gives him the ability to use the capabilities of a mainframe computer. It also gives the subscriber contact with others throughout the country. This leads to increased knowledge on the part of everyone on the network. It is an amplification of knowledge by multiplexing experience. The reference networks such as BRS By Night and Dialog give the personal computer user access to the accumulated published knowledge of the decade. It makes information previously available only to a few researchers, or the people able to pay them, accessible to everyone with a personal computer.

In the near future the public information networks will grow and perhaps they will become a part of the video revolution now in progress on the cable television networks. We are only a few years away from two-way video communication and when that happens, the vast knowledge in the data bases will be available to everyone with a television receiver. ◇

Learning 16-BIT MICROCOMPUTER TECHNOLOGY

Part 2: To understand what is happening in the system, we discuss the signals generated at various stages


By George Meyerle

LAST month we introduced in very general terms a 16-bit 8088-CPU computer for use as a learning tool that can also be expanded to be compatible with IBM-PC hardware. Here we will deal with the hardware in more detail.

To understand what is happening in this rather complicated system, we must first have a basic picture of the signals generated by the system. The 8088 controls operation of all the supporting circuits. Reviewing Fig. 1 (note: figures 1 through 9 appeared in last month's issue), we see that address, data, and control buses are shared by the main processor, auxiliary processor, DMA controller, interrupt controller, I/O ports, and a 62-pin expansion bus. The processor decides which device has control of the buses at any given time. Since the generation and management of the system signals is too complicated for a 40-pin microprocessor like the 8088, the signals have to be produced by a combination of the 8088, a clock generator (8284), and a bus controller (8288) (Fig. 10).

The 8088 produces the address- and data-bus signals, the 8284A clock generator provides the master clock, reset, and ready signals to the processor, and the 8288 generates, using signals received from the processor, all the bus-control signals required. Here is a description of signals generated by these three chips, using a timing diagram (Fig. 11) for the timebase relationships between the various signals.

8284 Clock Generator Signals. (Refer to Figs. 2, 10, and 11.) The 8284A generates five signals for the control bus as well as providing ready and reset synchronization for the system. The clock signals are generated by a built-in oscillator that requires only an external crystal.



CLK88 (clock output, pin 8) is a 4.773-MHz signal the crystal oscillator frequency of 14.31818 MHz divided by 3) with a duty cycle of 33% (a requirement of the 8088). This signal is the main system clock and is labeled CLK88 on the timing diagram.

RESET (reset output, pin 10) is a master reset line for the control bus and CPU. This signal is active high and is synchronized to the falling edge of CLK88. The POWERGOOD input, pin 11, is actually the reset input of the 8284. When this line goes low a RESET signal is output to the bus. In the event of a power failure, the CPU is automatically reset. This input could be gated with a manual reset button.

READY (ready output, pin 10) is an active-high signal that indicates to the control bus that nothing in the system is requesting a wait or delay. Wait states are generated during DMA and memory refresh cycles. Pins 3 and 4 are used to signal when wait states are required. The wait request signals from the memory or the I/O are synchronized by the 8284 to form the proper READY signal for the CPU.

OSC (oscillator output, pin 12) is

the TTL output of the internal oscillator (14.31818 MHz). This frequency was chosen because a colorburst signal can be derived simply by dividing the OSC output by four on the optional color board. This signal is not used on the motherboard but is available on the expansion bus. The duty cycle is 50%.

PCLK (peripheral clock output, pin 2) is a TTL level clock signal whose output frequency is one-half that of CLK88 (2.387 MHz). This signal is used by the optional IBM compatible keyboard as well as the system timer (8235-5).

8088 CPU Bus Signals. (See Figs. 2, 10 and 11.) The 8088 can be configured for either a minimum (single processor) or maximum (multi-processor) mode. The pin functions are not the same. The descriptions given here assume that the processor is in the max (multi-processor) mode.

Address/data lines AD7 through AD0 (pins 9 through 16) are time-

multiplexed address- and data-bus signals. The timing diagram shows that the address signals appear on the bus first. During this time the bus is considered an address bus. In the data time period that follows, the bus is considered to be a bidirectional data bus. The additional hardware required to separate these signals will be discussed later. The signals are active high and float to a 3-state off during interrupt and local bus hold acknowledges.

Address lines A15 through A8 (pins 39 and 2 through 8) provide address signals 8 through 15 and are not multiplexed with other signals. The timing diagram indicates when the addresses are valid. The addresses are active high and float to 3-state off as above.

Address/status lines A19/S6, A18/S5, A17/S4, and A16/S3 (pins 35 through 38) are time-multiplexed address-and status-bus signals. The high-order addresses appear first followed by status lines S3 through S6. The status lines reveal the processor's operations as well as the status of certain flags (i.e. the status of the interrupt-enable flag, S5, is updated at the beginning of each clock cycle). Status lines S3 and S4 indicate which segment register is presently being used for data accessing. These lines float to a 3-state off during local bus hold acknowledge. The additional hardware to demultiplex these signals is not used in this design.

RD (read strobe, pin 32) indicates that the processor is performing a memory or I/O read. This line is not connected in this design. The memory and I/O read/write strobes are generated by the 8288 bus controller.

READY (ready input, pin 22). When the ready line is high, the processor assumes that the memory or I/O device has enough time to complete the data transfer in progress. The 8284 synchronizes any wait requests and generates the READY signal.

INTR (interrupt request input, pin 18) is sampled at the end of each instruction clock cycle to determine if the processor should enter into an

interrupt acknowledge operation. If activated, interrupt controller IC2 supplies an interrupt vector address to the 8088. The processor then executes the required subroutines. The INTR line can be internally disabled by software resetting the interrupt enable bit.

TEST (test input, pin 23) is tested by the "wait for test" instruction. If this input is low, execution proceeds, otherwise the processor waits in an idle state. This input is used when adding the coprocessor. It is pulled high in this design and the "wait for test" instruction is not used unless a coprocessor is added.

NMI (non-maskable interrupt, pin 17) initiates an interrupt when it changes from low to high. A software subroutine is vectored to via an interrupt-vector lookup table located in system memory. The NMI pin is not maskable internally by software, but the design does allow it to be disabled via hardware. Switch position 2 of S1 and the INT output (pin 32) on the 8087 coprocessor (see Fig. 7, IC41A) control the NMI channel along with NMI register IC43, which is initialized by the power-up routines. The software monitor and BIOS initialize the NMI off. This mask can be set and reset via system software as shown in Table II, the I/O address map (see the March issue).

RESET (reset input, pin 21) causes the processor to terminate its present activity. It restarts by fetching its first instruction from ROM memory location FFFF0. The instruction at this location is a jump to the system initialization software routines. These routines initialize the timer, DMA, interrupts, UARTS, etc., and then jump to the operating system.

MN/MX (min/max configuration input, pin 33) is used to configure the processor to either a minimum or maximum (multi-processor) design. The current design is set up for maximum utilization of the 8088, including provisions for a coprocessor when available. The following pin-function descriptions pertain to 8088 signals in the max mode.

Processor status outputs $\overline{S2}$, $\overline{S1}$, and $\overline{S0}$ (pins 26 through 28) are used by the 8288 bus controller to generate all memory and I/O access control signals. They are encoded as follows:

$\overline{S2}$	$\overline{S1}$	$\overline{S0}$	Control Signals
0	0	0	Interrupt acknowledge
0	0	1	Read I/O port
0	1	0	Write to I/O port
0	1	1	Halt
1	0	0	Code Access
1	0	1	Read memory
1	1	0	Write memory
1	1	1	Passive

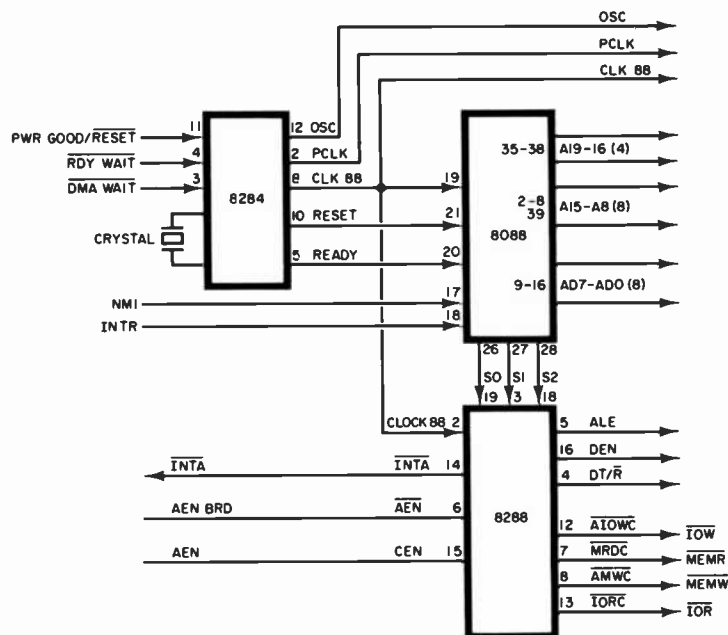


Fig. 10. Signals generated by the 8088, 8284 and 8288.

These signals float to 3-state off during hold acknowledge and do not appear on the system bus.

$\overline{RQ/GT1}$ and $\overline{RQ/GT0}$ (request/grant I/O, pins 30 and 31). Request/grant pin $\overline{RQ/GT1}$ is used by the coprocessor to force the main processor to release the bus at the end of the processor's current bus cycle. It is pulled high by R23 and not used unless a coprocessor is installed. Request/grant pin $\overline{RQ/GT0}$ is grounded and not used in this design.

\overline{LOCK} (lock output, pin 29) indicates to the control bus that the coprocessor is not to gain control of the system bus while it is low. The lock output is activated by the \overline{LOCK} instruction and remains active until

the completion of the next instruction. This signal floats to 3-state off during hold acknowledge.

Queue status outputs QS1 and QS0 are on pins 24 and 25. One of the main differences between the 8088 and its predecessors is that it can fetch instructions while the processor is executing a previous instruction. The instructions fetched are held in a queue. The QS1 and QS0 pins provide status information allowing external tracking of the internal 8088 instruction queue. These signals are used by the coprocessor in this design.

Pin 34 is always high in the max mode and is not connected in this design.

8288 Bus Controller. The 8288 bus controller decodes CPU status outputs S2, S1, S0 to provide com-

mand and control timing signals for the system bus. The following is a description of the pin functions. (see Figs. 10 and 11 for an overview.)

Status inputs S0, S1, and S2 (pins 3, 18, 19) are decoded by the 8288 to generate command and control signals at the appropriate times.

CLK88 (system clock input, pin 2) is from the 8284 clock generator. The clock acts to synchronize the outputs with the CPU signals.

ALE (address latch enable, pin 5) serves to demultiplex the address/data outputs as well as to latch the high-order addresses from the 8088 bus while they are valid. The addresses are latched during the falling (high to low) transition of ALE. Note the relationship of the falling edge of the ALE signal and the status of the address signals A0 to A19. The three 74LS373's (IC7, IC8, IC9) latch the addresses from the 8088 outputs and present the system with 20-bit address lines.

DEN (data enable output, pin 16) is an active-high signal that serves to enable data transceivers (Fig. 2). The DEN signal is Nanded at IC45 with the normally high output control line on the interrupt controller to form an active-low enable signal on bus transceiver IC8. (Note that IC8 is incorrectly labelled as a 74LS373 on Fig. 2. It should be a 74LS245.) A software halt sets DEN low.

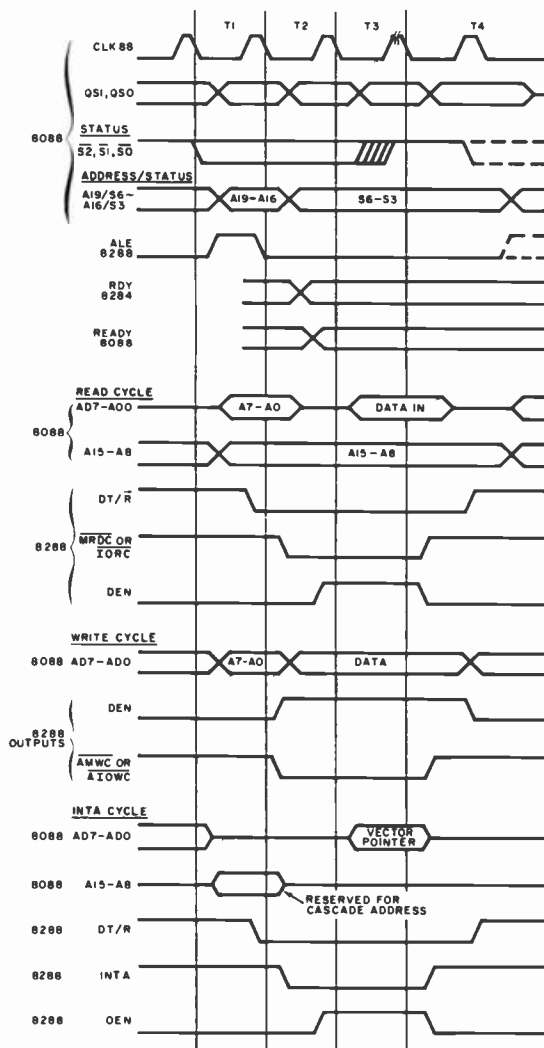


Fig. 11. Timing diagram for the various signals.

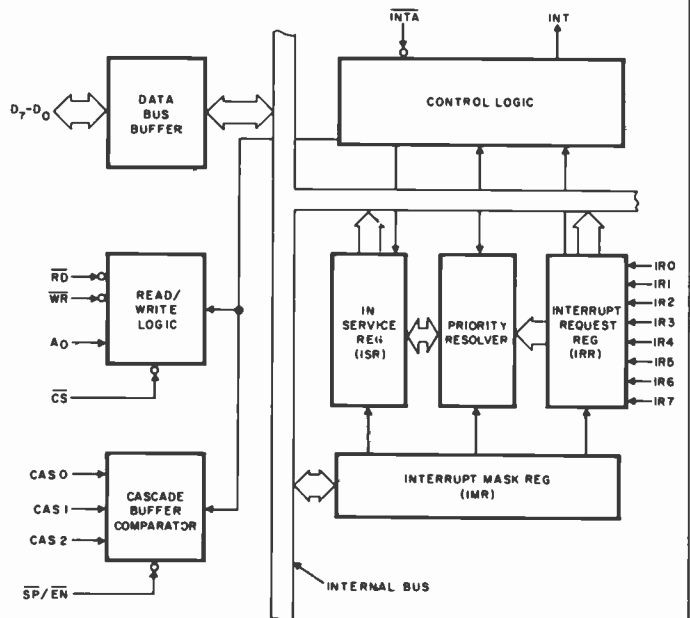


Fig. 12. The 8259A programmable interrupt controller.

DT/R (data transmit/receive output, pin 4) determines the direction of data flow through data transceiver IC8. A high indicates that data is being transmitted to I/O or memory. A low indicates that data is being received from I/O or memory.

AEN (address enable input, pin 6) is connected to the normally low AEN BRD signal. It goes high only during DMA transfers or at the request of the I/O channel, at which time the 8288 gives up control of the command bus to the DMA or I/O system (Fig. 7). This allows the DMA controller or I/O channel to issue the required read/write and other control signals to the control bus.

CEN (command enable input, pin 15) when high enables the command and DEN outputs. When low, CEN forces DEN and all command outputs to their inactive states. This pin is connected to AEN, which is simply the complement of AEN BRD.

Command Signals Generated by the 8288. The 8288 issues five command signals to the system control bus. Their appearance on the bus is controlled by the S0, S1, and S2 status data supplied by the 8088. The following is a description of these signals and the status logic required to produce them.

S2	S1	S0	8288 COMMAND
0	0	0	INTA (interrupt acknowledge)
0	0	1	IORC (I/O read)
0	1	0	AIOWC (advanced I/O write)
1	0	0	MRDC (code access)
1	0	1	MRDC (read memory)
1	1	0	AMWC (advanced memory write)
1	1	1	none

INTA (interrupt acknowledge, pin 14) advises an interrupting device that its interrupt has been acknowledged and that it should place vectoring information onto the data bus. The signal is active low.

IORC (I/O read command, pin 13) instructs an I/O device to drive its data onto the data bus. The signal is active low and is labelled IOR on the bus.

AIOWC (advanced I/O write command, pin 12) issues an advanced I/O write signal to an I/O device. It is advanced to allow for an early indication that a write is in progress. The signal is active low and is labelled IOW on the computer control bus.

MRDC (memory read command, pin 7) issues a read signal that instructs the memory addressed to force its data onto the data bus. The signal is active low and is labelled MEMR on the bus.

AMWC (advanced memory write command, pin 8) issues a memory write command earlier in the machine cycle to give memory devices an early indication that a write cycle is in progress. The signal is active low and is labelled MEMW on the bus.

We have now shown how the various bus signals are generated. This should give you a firm foundation for understanding all chip functions and signal lines in Fig. 2 except for interrupt controller IC2, which we will now discuss.

8259A Programmable Interrupt Controller. The 8259A programmable interrupt controller (IC2, Fig. 2) is relatively complicated device internally (Fig. 12). However, from a circuit point of view, it is very straightforward. The main purpose of this chip is to keep track of various I/O devices to determine if they require service (thus, relieving the processor from this chore).

The 8259 accepts interrupt requests from up to eight sources. Each interrupt source is assigned a priority number determined by the system designer. The chip has a built-in priority resolver that continually identifies the highest priority active interrupt request and notifies the CPU in the event a request from a higher priority is received. The programmer can assign the vectoring addresses corresponding to a given interrupt line by writing command words to the 8259 via I/O ports 20 and 21 (see Table II, I/O map).

An interrupt is begun by placing a high-level signal on one of the interrupt lines. This initiates a conversation between IC3 (CPU) and IC2 (PIC) (Fig. 2). An interrupt is then

requested by IC2 (INT, pin 17 is set high). The system responds by issuing an INTA (interrupt acknowledge) to IC2. This sets the internal in-service register, which keeps track of any interrupts in progress and also resets the interrupt-request register making IC2 available for another interrupt request.

The system then issues another INTA to IC2. This causes the EN line (pin 16) to go low disconnecting IC8, the data bus transceiver, from the bus and connecting IC2 data lines to IC3. The interrupt subroutine program pointers are now transferred to IC3, which begins executing the interrupt service program. After completion of the interrupt service, the subroutine must write an EOI (end of interrupt) command word to IC2, which clears the in-service register.

The RD, WR, A0 and CS lines are inputs used to write data to the mask register (enable/disable various inputs), set priorities, program the interrupt vector addresses, set up the other various mode functions, and read the status of the in-service register.

This design uses three of the interrupt lines as follows:

1. Interrupt line 0 (IR0) is connected to one of the 8253-timer outputs that periodically interrupts the system. IBM uses this interrupt to update a system "time of day" program. It is not used in the minimum configuration system.

2. Interrupt line 1 (IR1) is connected to the optional IBM compatible keyboard port. This line activates a keyboard read routine supplied in the BIOS ROM used when installing the IBM compatible keyboard.

3. Interrupt line 4 (IR4) is connected to the interrupt line from the terminal communications port located on the 64/256K memory board. Each key input activates a subroutine that reads the terminal input.

Next month we will continue with a discussion of the DMA controller and give an overview of its functions. Future articles in the series will cover other hardware and software for the computer, including programming instructions. ♦

(To be continued)


COMPUTER SOURCES

Hardware

ZX81 Reference Card. This 10-panel, 20-page accordian-style card is for anyone who is moving up from the ZX80 to the ZX81 and Timex 1000 computers. The pages cover graphics, BASIC commands and functions, special commands and operators, screen layout, all codes from 0 to 255, selected ROM calls, tips on using FOR-NEXT and IF-THEN statements, ZX80 and ZX81 memory maps, Z80 timing charts, condition code chart, hex/dec conversion, and Z80 op codes including decimal equivalents for peek and poke. \$5.95. Address: Nanos Systems Corp., Box 24344, Speedway, IN 46224 (Tel: 317-244-4078).

Hardware Instruction. The McGraw-Hill Continuing Education Center has created a line of modular self-instructional programs consisting of 15 units each containing an audio cassette, a printed workbook, hardware experiments and components, and a self-checking examination. Series includes basic electricity, electronics, digital logic, circuit analysis, power supplies, oscillators, and microprocessors. The teaching format is an interactive audio tutorial presentation and is applications oriented. Each module is \$19.95 plus handling and postage. Address: Contemporary Electronics Series, McGraw-Hill Continuing Education Center, 3939 Wisconsin Ave., NW, Washington, DC 20016.

TRS-80 Model III Graphics. The 80-Grafix board provides an effective resolution of 512×192 (256×192 in the 32-character mode) through the use of 128 programmable characters. These




are on an 8×12 matrix of individually controlled dots. Normal graphics are not affected. In the hi-resolution mode, new graphic characters are given by the values 128 to 255. The board is support-

ed by 20 programs/files. Included are Create, Gethr, and Hires83. The latter allows editing and entire character set one character at a time on an enlarged grid. Installation requires clipping six clips, cutting two traces, and removing three ICs from their sockets. \$169.95. Address: Micro-Labs Inc., 902 Pinecrest, Richardson, TX 75080 (Tel: 214-235-0915).

IBM-PC Super Board. The Nirvana plug-in for IBM-PC occupies only one slot and features a Z80B operating at 4.77 MHz synchronously with the 8088 in the master mode, where only the 8088 can access on-card memory with the Z80 disabled, or in a dual mode where both processors can access on-card memory. The board runs standard CP/M 80-86 as well as IBM MS-DOS

No test bench should be without one.



The A P Test Clip.

When you're testing circuitry, you need the best troubleshooter around: The A P Test Clip.

It's made with a narrow nose shape that allows for easy attachment on high density boards. Nailhead pins that keep probe hooks from sliding off ends. Open nose design that permits probe tip access to DIP leads. And a contact comb that fits between DIP leads, eliminating any possibility of shorts. All these little design differences add up to the ultra-reliable, safe, quick DIP troubleshooting you need.

You can buy A P Test Clips in 56 standard or connector-compatible models in 14 sizes. And every one is made with highest quality engineering and industrial grade materials for long life and reliability.

A P PRODUCTS made the first IC Test Clips... and they are still the best.

Call TOLL FREE, 800-321-9668, for the name of the distributor nearest you. (In Ohio, call collect: (216) 354-2101.)

A P PRODUCTS INCORPORATED
9450 Pineneale Drive
P.O. Box 603, Dept. A
Mentor, Ohio 44060
(216) 354 2101
TWX: 810-425-2250



In Europe, contact A P PRODUCTS GmbH
Baeumlesweg 21 • D-7031 Weil 1 • W Germany

Put Professional Knowledge and a
COLLEGE DEGREE
 in your Electronics Career through
**HOME
 STUDY**



**Earn Your
 DEGREE**

No commuting to class. Study at your own pace, while continuing your present job. Learn from easy-to-understand lessons, with help from your home-study instructors whenever you need it.

In the Grantham electronics program, you first earn your A.S.E.T. degree, and then your B.S.E.T. These degrees are accredited by the Accrediting Commission of the National Home Study Council.

Our free bulletin gives full details of the home-study program, the degrees awarded, and the requirements for each degree. Write for *Bulletin ET-83*.

Grantham College of Engineering
 2500 So. LaCienega Blvd.
 Los Angeles, California 90034

SEE YOUR DEALER TODAY

FROM



HERE'S A TIP
 THAT'S PERFECT!

AM/FM AUTO RADIO
 AND CB

'Firestik' II
 GOLDEN SERIES

BARE-HANDS TUNABLE
 "NO TOOLS NEEDED"
 HIGH PERFORMANCE ANTENNAS

ALSO ANTENNAS FOR
 CORDLESS TELEPHONES
 MONITOR SCANNERS

Dealer & Distributor Inquiries Invited
 SEND FOR FREE CATALOG

'Firestik' Antenna Company
 2614 East Adams Phoenix, AZ 85034

Name _____
 Street _____
 City _____
 State _____ Zip _____

Serving the CB and
 Communications Market Since 1962.


5-YEAR REPLACEMENT WARRANTY

CIRCLE NO. 26 ON FREE INFORMATION CARD

...COMPUTER SOURCES

software and can handle up to 576K bytes of RAM with parity. Main card holds 192K with "piggy-back" cards holding two additional 192K, allowing one card to hold all the RAM. Global area is common to every 64K RAM segment accessible to Z80 with the 8088 controlling which 64K bank is used by the Z80. \$1395 with 576K; \$995 with 192K. Address: Hurricane Labs., 5149 Moorpark Ave., Suite 105, San Jose, CA 95129 (Tel: 408-257-8676).

Portable Computer. The Zorba Portable Computer comes with a 7" CRT having an 80 x 25 display and a pair of 400K floppy disks. It uses a Z80A with



64K of RAM and has a communications port, a printer port, an IEEE bus connector, and a PIA port. Weight is 22 lb. \$1595. Address: Telcon Industries, Inc., 1401 NW 69th St., Ft. Lauderdale, FL 33309 (Tel: 305-971-2250).

ORIC I Computer. Although the new Sinclair Spectrum has yet to reach these shores, it already has competition from England in the form of the ORIC I—which is also aimed at the ZX81. Using Microsoft BASIC, the ORIC I features 16 colors and two versions, one with 16K and the other with 48K of RAM. Features include 24 lines of 40 characters, Centronics printer interface, and a cassette port. The keyboard has 57 moving keys, upper/lower case, sound feedback, and no keys have more than two functions. A sound generator uses an internal speaker to generate full six octaves. A number of game sounds are pre-programmed ready for use. Address: Oric Products, Coworth Mansion, Coworth Park, London Road, Sunninghill, Ascot, Berks, SL5 7SE, England.

68000 on S-100 Bus. The PCU68K accesses 16 megabytes of memory on the IEEE 696/S-100 bus. It handles both 8- and 16-bit memory and permits mixing both types. It can be changed from full to half speed via a simple jumper. It includes a 68000 processor, a

socket for the 68451 Memory Management Unit, and sockets for 16K bytes of EPROM. An on-board wait-state generator allows up to five wait states and the interrupt structure works with either the internal vector generation circuit or with an external source. The 8-MHz version is \$695 and the 10-MHz version is \$850. Address: CompuPro Systems, Oakland Airport, CA 94614 (Tel: 415-562-0638).

Apple Printer Interface. The Versa serial interface for the Apple II provides only those signals required by an RS232 serial printer. Switchable baud rates range from 300 to 19,200 baud. The package is 4.5" x 2.7" and plugs into one slot. It is provided with a 16-pin DIP header that can be connected to any RS232 cable and connector. \$79.95. Address: Versa Computing, Inc., 3541 Old Conejo Rd., Suite 104, Newbury Park, CA 91320 (Tel: 805-498-1956).

Software

Mind Tools. Sams Financial Planning Mind Tools offers a series of 17 preset calculations that automatically correct formulas and headings on spreadsheet programs. They superimpose the correct formulas and column headings on each spreadsheet and give the user immediate access to compound interest rates, internal rate of return, amortization schedules and other calculations used in financial forecasting. The tools work with Multiplan, Visicalc and Supercalc on the TRS-80 Model II, IBM-PC and Apple II microcomputers. The price is from \$69.95 to \$89.95 depending upon the version. Address: Howard W. Sams, 4300 West 62 St., PO Box 7092 Indianapolis, IN 46206 (800-428-3696).

For dBase 2 Users. A new service for users of dBase2 Data Base has been established by Standard Software Corp. Called dBase II hELPLINE™ it is a nationwide network that puts dBase II users in contact with each other to exchange information on programming with this universally used data base system. To join the dBase II hELPLINE write to Standard Software Corporation of America, 10 Mazzeo Drive, Randolph, MA 02368. Give your name, address, phone number and the length of time you have used dBase II and the model computer you use. You will then get a list of other users in your area, along with their phone numbers.

Supercalc 2 for 16 Bits. The popular electronic spreadsheet system Supercalc

...COMPUTER SOURCES

has been extended and enhanced to run on 16-bit CPUs. This new version called Supercalc 2 (\$345) runs on 8086 and 8085 based 16-bit systems and will also run on 8-bit systems. It runs under the CP/M-86, MS-DOS and PC-DOS operating systems as well as CP/M-80 systems. Enhancements include the ability of 16-bit systems with 256 bytes of memory to fill all 16,002 cells of the worksheet (63 rows by 254 columns)—enough space for a 10-year projection by month. Users with color capability will be able to see messages displayed in red with protected areas shown in yellow. The system can also do consolidation with automatic addition of the values from any part of the spreadsheet with values stored on the disk, which allows single-command arithmetic operations on areas of the worksheet without additional memory. Supercalc 2 can sort rows or columns in memory by either numeric, or alphanumeric sequence and has a rounding function with additional formatting and print options. Sorcim Corporation, 2310 Lundy Ave., San Jose, CA 95131 (408-942-1727).

Two New Games. Just announced for the Timex/Sinclair T-1000/ZX81 computers are "Vault of the Centaurs" and "Mega-Mind." The former pits the user against the Centaur Warriors in a battle to obtain a precious fuel, Zykon. The player flies his starship through space, avoiding meteorites and missiles, until he reaches the Vault of the Centaurs. He must then calculate the entrance position, sweep past the guard, steal the Zykon, and return home through even more obstacles. \$19.95 on cassette for 16K computers. "Mega-Mind" pits the player against the computer, with the object being to conceal six shapes in four positions to encode a secret pattern that the opponent must then decipher. The player must use logic and memory to decode the computer's pattern before the computer decodes his. Since the computer has perfect memory, this is no easy task. **Address:** Orbyte Software, PO Box 2686, Waterbury, CT 06720.

DB Master for the IBM-PC. The top-selling data-base system for the Apple II Computer has been rewritten and expanded for the IBM-PC. The new version has a 3000-character record in place of the 1020-character record used in the Apple version. Records can contain complex mathematical formulas which offer storage capacity up to 240 characters. Computed fields formulas

may contain Boolean and mathematical formulas. There is an Array Search feature that allows a selection of records that contain multiple entries for the same items. This enables selection of such items as manufactured goods containing many parts, or components. There is also a browse mode, which allows fast display of selected fields and records. Records can be edited while the display is continued. DB Master for the IBM-PC requires at least 192K bytes of RAM (additional memory will extend the capacity of the data base) and two

320K double-sided drives. \$499. **Address:** Stoneware Inc., 50 Belvedere St., San Rafael, CA.

EZDatabase for IBM-PC. Consists of four modules: EZDataentry, EZDisplayaid, EZDataLabel, and EZReportaid. EZDatabase is designed to use the IBM Monochrome Monitor, 48K memory, and two double-sided disk drives. \$350. The modules can also be purchased separately. **Address:** Data Consulting Group, 877 Bountry Dr., Suite 203, Foster City, CA 94404. ◇

VIC20 PERSONAL COMPUTER

TOP 10 ARCADE GAMES

VIC-20 TAPE PROGRAM SALE!!

Rank	Name	List	Sale
1.	Super Paratrooper (Fantastic)	\$24.95	\$19.95
2.	Exterminator-Plus (Better than Centipede)	\$24.95	\$19.95
3.	Cricket (Better than Frogger)	\$24.95	\$19.95
4.	Snackman (Better than Packman)	\$19.95	\$15.95
5.	Galactic Crossfire (you in the middle)	\$19.95	\$16.95
6.	Anti Matter Splatter (Nuclear Disaster)	\$24.95	\$19.95
7.	Bug Blast (Creepy)	\$19.95	\$16.95
8.	Bombs Away (Great)	\$18.95	\$15.95
9.	3-D Maze-Escape	\$16.95	\$14.95
10.	Krazy Kong	\$16.95	\$14.95

BUY ANY FOUR — DEDUCT 10% MORE

VIC-20 PROGRAMMING AIDS!!

	Sale
● Introduction to basic programming (manual and tapes)	\$22.95
● Advanced basic programming (manual and tapes)	22.95
● Programmers reference manual (288 pages — you must have this!)	15.95
● Programmers easy reference card (tables-lists-drawings)	3.95
● VIC-20 Revealed (267 pages of VIC secrets)	11.95
● 6502 Machine Language Assembler	24.95
● 16K Programming cartridge (gives 400% more programming power — get \$24.95 16K adventure game free!)	79.00

- 10 DAY FREE TRIAL • WE HAVE THE LOWEST PRICES
- ONE DAY DELIVERY EXPRESS MAIL • FREE CATALOGS
- WE LOVE OUR CUSTOMERS!


PROTECTO

ENTERPRIZES (FACTORY-DIRECT)

BOX 550, BARRINGTON, ILLINOIS 60010
Phone 312/382-5244 to order

CIRCLE NO. 47 ON FREE INFORMATION CARD

Eico Model 482 Dual-Trace Oscilloscope



THE Eico Model 482 Dual Trace Oscilloscope is a general-purpose bench instrument having a sensitivity of 5 mV/division and a smooth rolloff above 20 MHz. Other than the CRT, the Model 482 is completely solid-state. It has a modern low-profile look, with a brushed-aluminum front panel and a matching enclosure.

Physically, the Model 482 is 6½" H × 12" W × 14" D and weighs 15 lb. The 5" CRT has a 4" × 3" viewable surface and is surrounded by a plastic bezel that can support a scope camera. The suggested retail price is \$799.95.

General Description. Immediately to the right of the CRT bezel are the INTENSITY, FOCUS, and POWER (ON/OFF) controls, along with a screwdriver-adjustable TRACE ROTATOR adjustment. The remaining front-panel space is essentially divided in half. The lower portion contains the CH A (channel A) and CH B (channel B) operating controls, and the various sweep/trigger functions are on the upper portion.

The Z-AXIS input, and the power fuse are on the rear apron where there are also four corner posts on

which the power cord can be stored. Skid-proof feet and a tilt stand are mounted on the bottom, with a carrying handle on the top surface.

All operating controls are clearly marked and color coded, with excellent finger spacing between adjacent controls. Interlocking functions are connected via a printed gold stripe on the front panel.

Each vertical channel has three controls: the AC/GND/DC input selector, an 11-step (arranged 1-2-5) VOLTS/DIV selector switch whose coaxial vernier allows an overall sensitivity from 5 mV/div to 10 V/div, and a vertical POSITION control. Selection between CH A, CH B, DUAL, and ADD is made by the MODE switch. Each input is via a BNC connector, and a separate ground binding post is provided.

The horizontal sweep can be selected from 0.5 μs/div to 0.5 seconds/div through a 19-step SWEEP TIME/DIV rotary switch, arranged in a 1-2-5 sequence, and a coaxial vernier. The horizontal POSITION control includes a pull-out 5X magnifier. The EXT TRIG input is provided with a BNC connector.

The trigger SOURCE can be selected from INTERNAL, CH B, LINE, or

EXTERNAL, while trigger SYNC is selected from AC, HFREQ, or TV. The 20th position of the SWEEP TIME/DIV switch is marked CH B. In this position, the scope can be used for vector display, with synchronization from either CH A or CH B.

The unique function of the Model 482 is the component testing feature. A pair of COMP TEST IN binding posts, mounted under the CRT bezel, operating in conjunction with the COMP TEST pushbutton, allows qualitative checking of semiconductors, resistors, and capacitors.

The instrument comes with two probes that can be set to either X1 or X10 by simple end-piece rotation. The center position of the tip rotation grounds the probe tip through a 9-megohm resistance. Complete specifications for the Model 482 oscilloscope are shown in the Table.

User Comment. The Model 482 was tested by the Lockheed Electronics Instrumentation Measurement Laboratory (Plainfield, NJ) against standards traceable to the National Bureau of Standards, and was found to meet or exceed its claimed specifications in all cases.

It has been many years since we used an Eico instrument. So, it was a pleasant occasion to test out this latest Eico scope.

As usual, the instrument was put on our test bench and used for several weeks so we could get the "feel" of it. During this period, we found the Model 482 to be an excellent scope. Its 20-MHz bandwidth, coupled with the 17-nanosecond rise time made it extremely useful for viewing digital, or high-frequency, signals. The sync was stable, even at high input frequencies. All controls were easy to employ and spaced sufficiently far apart to enable comfortable use.

The trace brightness and sharpness were excellent and, when synced to a TV video source, special internal circuits made the horizontal and vertical waveforms appear

...EICO

EICO MODEL 482 DUAL-TRACE OSCILLOSCOPE TECHNICAL SPECIFICATIONS

VERTICAL:

Deflection Factor: 5 mV to 10 V/div, 11 ranges, vernier.

Bandwidth: Dc to 20 MHz (-3 dB).
10 Hz to 20 MHz (-3 dB).

Risetime: Less than 17.5 ns.

Overshoot: Less than 3%.

Input Impedance: 1 megohm shunted by 20 pF ±3 pF, 600 V p-p, or 300 V dc + ac peak.

Operating Modes: CH A, CH B, DUAL, ADD.
Chop Frequency: Approximately 200 kHz.
Channel Separation: Better than 60 dB at 1 kHz.

Polarity: Channel B can be inverted.

HORIZONTAL:

Time Base:

Type: Auto and triggered. In auto, sweep obtained without input.

Sweep Times: 0.5 μs to 0.5 s/div, 19 ranges and X/Y.

Magnifier: X5 on all ranges.

Linearity: Less than 3%.

Triggering:

Sensitivity: INT—1 div or more; EXT—1 V p-p.

Source: INT, CH B, LINE, EXT.

Level: Positive/negative, continuously variable, AUTO.

Range: 20 Hz to at least 20 MHz.

Sync: AC, HF REJECT, TV, positive or negative.

At TV, TV-H/TV-V auto switched by SWEEP TIME/DIV.

TV-V: 0.5 s/div to 0.1 ms/div.

TV-H: 50 μs/div to 0.5 μs/div.

Deflection:

Deflection Factor: 5 mV to 10 V/div, 11 ranges, vernier.

Frequency Response: Dc to 1 MHz (-3 dB).

Input Impedance: 1 megohm shunted by 20 pF ±3 pF.

Max. Input Voltage: 300 V dc + ac peak, or 600 V p-p.

X-Y Operation: Selected by SWEEP TIME/DIV switch. CH A forms Y axis, CH B is X axis.

Intensity Modulation: TTL level (3 V p-p to 50 V), positive brightens, negative darkens.

OTHER:

CRT: 5", 2 kV.

Calibration Voltage: 0.5 V p-p, ±5%, 1 kHz square wave.

Power: 100/120/220/240 V, 50/60 Hz, 19 W.

Probes: Two: ×1, ×10 selectable.

rock steady. It is easy to see the VITS using this mode. In the vector mode for TV chroma alignments, CH A provides the vertical and CH B the horizontal component of the displayed signal. The chroma "petals" were clear and sharp, and other phase analysis was also excellent.

The special function of the Model 482, simple component testing, was really appreciated. To use this feature, one places the SWEEP TIME/DIV switch in the CH B position and depresses the COMP TEST push-button. The semiconductor junction, resistor, capacitor, or inductor is connected across the COMP TEST IN binding posts; and the display is observed. No values are derived, but it is easy to tell if the device under test is open or shorted; and a pretty good idea of its value can be determined by the display (as explained in the manual).

Semiconductors are tested by observing the diode breakdown. Zener diodes are easy to check using this technique. It is also easy to identify matched sets of semiconductors if that is required for the job at hand. We used this function to sort out a large box filled with unknown diodes, collected over the years, and were able to identify and save quite a number of them.

After many hours of operation on a crowded workbench, the Model 482 remained cool to touch, and there was very little or no trace change with the power line fluctuations we usually encounter during the working day. However, the case is not magnetic proof. Thus, the trace does move when a magnet (speaker, etc.) is brought in close proximity with the enclosure, especially over the CRT area. R-f shielding is somewhat better; very little trace distortion was seen when a CB or ham transmitter was operated close by.

The consensus of our users is that the Model 482 is an excellent scope, and compares favorably with others in the same price range. The dc-to-20 MHz bandwidth, coupled with the excellent sync stability, makes this latest entry from Eico a good place to start if you are contemplating an electronics workbench or service department. —Les Solomon

CIRCLE NO. 104 ON FREE INFORMATION CARD

CONQUER THE CHIP

The PRACTICAL way to master electronics in your own home



- Build a modern oscilloscope
- Recognize and handle current electronic components
- Read, draw and understand circuit diagrams
- Carry out 40 experiments on basic electronic circuits used in modern equipment
- Build and use digital electronic circuits and current solid state "chips"
- Learn how to test and service every type of electronic device used in industry and commerce today. Servicing of radio, T.V., Hi-Fi and microprocessor/computer equipment

LERNA-TRONICS, INC.

P O Box 1240 • Pompano Beach, FL 33061

NAME _____

ADDRESS _____

CITY _____

STATE _____ ZIP _____

Free Color Brochure • No Obligation!

CIRCLE NO. 71 ON FREE INFORMATION CARD

Free! Edmund Scientific Catalog



4,000 Unique Items

Astronomy, Microscopy, Biofeedback, Weather, Alternate Energy, Binoculars, Optics, Magnets, Magnifiers, Tools, Unique Lighting, Lab Equipment, and much more. Over 4,000 unique and fascinating products. Send for our FREE, colorful Edmund Scientific Catalog... Today!

Rush me your free catalog!

Name _____

Department _____

Institution _____

Address _____

City _____

State _____ Zip _____

Clip And Mail Coupon Today To:


Edmund Scientific, Dept. 8334 2116 Edscorp Bldg., Barrington, N.J. 08007

NEW INDOOR ACTIVE ANTENNA

Covers 300 KHz - 30 MHz.
For SWL, BCL, VLF DXers.

Rivals long wires

\$79⁹⁵
(+ \$4.00 shipping)



MFJ-1020 NEW INDOOR ACTIVE ANTENNA sits on your desk ready to listen to the world. Rivals, can often exceed, reception of outside long wire. Unique Tuned Active Antenna minimizes intermod, provides RF selectivity, reduces noise outside tuned band. Also use as preselector for external antenna. Covers 300 KHz to 30 MHz in 5 bands. Adjustable telescoping antenna. Controls: Tune, Band Selector, Gain, On-Off/Bypass. LED. FET, bipolar circuitry. Phono jack for external ant. 6x2x6 in. 9-12 VDC or 9 V battery for portable use. 110 VAC with optional AC adapter, MFJ-1312, \$9.95.

Order from MFJ and try it. If not delighted, return it within 30 days for refund (less shipping).

One year unconditional guarantee.

Order today. Call TOLL FREE 800-647-1800. Charge VISA, MC. Or mail check, money order.

Write for free catalog.

CALL TOLL FREE ... 800-647-1800

601-323-5869 in MS, outside continental USA.

MFJ ENTERPRISES, INCORPORATED

921 Louisville Road, Starkville, MS 39759

CIRCLE NO. 32 ON FREE INFORMATION CARD

WARNING!

Electric Power Pollution, Spikes, Interference & Lightning HAZARDOUS to HIGH TECH EQUIPMENT!!



MicroComputers, VTR, Hi-Fi, Lasers, Spectrometers are often damaged or disrupted due to Power Pollution.

High Tech components may interact!

Our patented ISOLATORS eliminate equipment interaction, curb damaging Power Line Spikes, Tame Lightning bursts & clean up interference.

Isolated 3-prong sockets; integral Spike/Lightning Suppressor. 125 V, 15 A, 1875 W Total, 1 KW per socket.

ISO-1 ISOLATOR. 3 Isolated Sockets; Quality Spike Suppression; Basic Protection \$69.95

ISO-3 SUPER-ISOLATOR. 3 DUAL Isolated Sockets; Suppressor; Commercial Protection \$104.95

ISO-17MAGNUM ISOLATOR. 4 QUAD Isolated Skts; Suppressor; Laboratory Grade Protection \$181.95

Master-Charge, Visa, American Express

TOLL FREE ORDER DESK 1-800-225-4876 (except AK, HI, MA, PR & Canada)

SATISFACTION GUARANTEED!

Electronic Specialists, Inc.

171 South Main Street, Natick, MA 01760

Technical & Non-800: 1-617-655-1532

CIRCLE NO. 51 ON FREE INFORMATION CARD

SOLID-STATE DEVELOPMENTS

Personal Radiation Detectors

By Forrest M. Mims

RADIATION is a very broad term for energy emitted by a source. Most forms of radiation are *nonionizing*. While such radiation may heat or even physically or chemically alter a substance, it does not ordinarily cause atoms within the substance to gain or lose electrons and thus become *ionized*. Nonionizing radiation includes visible light, infrared, and radio waves.

There are, of course, exceptions. For example, focused optical radiation from a laser having a power density of at least 1 to 10 megawatts per square centimeter (depending upon the wavelength) will create a spark-like miniature plasma of ionized air molecules. Ionizing radiation, however, is a descriptive phrase almost always reserved for electromagnetic radiation of very short wavelength such as gamma rays and both alpha particles (the nuclei of helium atoms) and beta particles (fast moving electrons). These particles ionize atoms when they collide with them at very high speeds.

Substances that emit ionizing rays or particles are collectively termed *radioactive*. The effect of ionizing rays and particles upon most forms of life can be profound. For this reason alone, considerable effort has been devoted to the development of sensitive and reliable detectors of radioactivity.

One of the earliest detectors of radioactivity was invented by Hans Geiger. It consisted of a sealed metal tube filled with air, argon, or other gases and containing a wire electrode. Geiger's detector is operated by placing a high voltage across the wire electrode and the metal tube. The potential is set below the breakdown point of the gas.

A gamma ray or alpha or beta particle entering a thin glass or mica window in the side of the tube will cause the mol-

ecules of gas along its path to become ionized. The resulting low impedance path allows a brief flow of current through the tube. Additives called *quenching agents* cause the gas to quickly deionize following passage of the ray or particle. This greatly increases the life of the tube and enhances its detection capability in high radiation fields.

The current pulse through a geiger tube can be easily amplified and caused to generate an audible click. In high radiation fields, the clicks will merge into a continuous rasp or even a buzz. A simple integration circuit can convert the noisy clicks into a series of chirps that indicate by their frequency of occurrence relative radiation intensity. An analog meter, digital readout, or simply a flashing LED can also be used to indicate relative radiation levels.

Geiger tubes are still commonly used to detect the presence of radioactivity. They are relatively expensive and fragile, however, and require a high operating voltage.

The *scintillation effect* radiation detector utilizes a fluorescent mineral or crystal such as thallium- or cesium-activated sodium iodide or bismuth germanate. Ionizing radiation entering the crystal causes the emission of light, which is detected by a sensitive photomultiplier tube.

Though a scintillation crystal alone is a solid-state device, the requirement of a fragile photomultiplier tube with an accompanying high-voltage power supply gives scintillation detectors the same drawbacks as geiger tubes. Recently, however, new kinds of scintillation crystals have been developed. They emit at slightly longer wavelengths, which can be detected by silicon and gallium-arsenide-phosphide photodiodes.

One such crystal is cadmium tungstate. When stimulated by ionizing radiation, it emits green light having a peak wavelength of about 530 nanometers. This light can be detected by a suitable photodiode connected to a low-noise, high-gain amplifier.

A scintillation crystal paired with a photodiode forms a rugged solid-state detector of radioactivity. A simpler approach, however, is to detect radioactivity *directly* with a semiconductor. Silicon pn junction diodes can detect gamma rays and both alpha and beta particles. While not as sensitive as other detectors, they are mechanically sturdy and require no high-voltage power supply. Even commercially available silicon diodes, photodiodes, solar cells, and

(Continued on page 101)

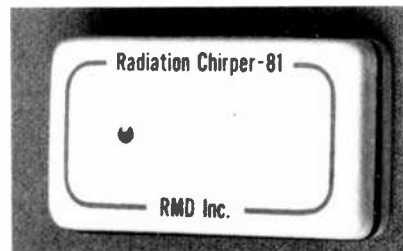


Fig. 1. Chirper from RMD Inc.

SOLID-STATE

zener diodes have been used to detect ionizing radiation.

Cadmium telluride is a more sensitive detector of ionizing radiation than silicon. Cadmium-telluride detectors are used in nuclear medical research, space research, brain scanners, and compact personal radiation monitors.

Personal Radiation Detection Systems. There are many different commercial systems and devices for detecting ionizing radiation. Those intended to warn people about the presence of radioactivity are often designed to emit audible chirps at a rate directly proportional to the radiation level. Of those that use a geiger tube, one of the most compact is the RT-1A Personnel Radiation Detector made by Eberline Instrument Corporation (Box 2108, Santa Fe, NM 87501). This \$165 monitor has dimensions of 1.2" x 2.4" x 3.1" and weighs 6 oz. It emits approximately 150 audible chirps per milliroentgen. The Environmental Protection Agency (EPA) recommends a maximum expo-



Fig. 2. Wall-mounted Radiation Sentry sounds an alarm at preset level.

sure level to civilians of no more than 500 milliroentgens per year.

Compact geiger tube radiation monitors are also made by Solar Electronics (156 Drakes Lane, Summertown, TN 38383). Their Radiation Alert Monitor 4 indicates radiation by an audible signal and a meter calibrated in milliroentgens per hour. Three detection ranges (0.5, 5 and 50 milliroentgens per hour) are switch selectable. The unit is powered by a 9-V battery and measures 3.1" x 5.8" x 1.4". It sells for \$150 plus \$5 for shipping. Incidentally, this detector was featured in an article about possible radiation hazards of thorium-

CABLE TV

CONVERTERS DESCRAMBLERS

Largest Selection
of Equipment Available
\$ Buy Warehouse Direct & Save \$



36 channel
converter
\$4595

36 channel
wired remote
converter
only
\$8895



Send \$2 for complete catalog
of converters and unscramblers

Quantity Discounts • Visa • Master Charge
Add 5% shipping — Mich. residents add 4% sales tax

C&D Electronics, Inc.
P.O. Box 21, Jenison, MI 49428
(616) 669-2440

CALCULATOR SAVINGS



HP-10C Scientific	157.99		
HP-11C Programmable	74.99		
HP-12C Financial	99.99		
HP-15C Programmable	99.99		
HP-16C Hexadecimal	95.99		
HP-41C Alpha Prog	149.99	82161A Cassette Drive	369.99
HP-41CV Full Memory	207.99	82162A HP-IL Printer	369.99
HP-41 System Case	79.99	82163A Video Interface	189.99
Port-X-Tender to 10 pts	146.99	82165A GP-IO Interface	249.99
82104A Card Reader	154.99	82180A Extnd Funcncls	59.99
82143A Printer	289.99	82181A Extnd Memory	59.99
82153A Wand	99.99	82182A Time Module	59.99
HP-75C Computer	799.99	82183A Extnd I/O	59.99
82700A 8K Mem for 75C	149.99	82184A Plotter ROM	59.99
82160A HP-IL Module	94.99	HP-97 Desk Progrmble	599.99

Free Module from HP with HP-41 or Peripheral Purchase

Texas Instruments 99/4A Computer	1329.99	LCD Prog	159.99
Extended BASIC Module	74.99	TI-55-TI	39.99
Peripheral Expansion Box	189.99	TI-58C	89.99
Disk Controller Card	189.99	TI-59	189.99
Expansion Box Disk Drive	294.99	PC-100C	169.99
\$100 rebate from TI on TI-99/4A purchase	Through April 15		

Olivetti Praxix 35 Triple-pitch Electronic Typewriter	549.99
Sharp PC-1250 Pocket Extended BASIC Computer	189.99
CE-125 Printer/Microcassette for PC-1250	149.99
PC-1500 Advanced Handheld Computer	179.99
CE-150 Cassette Intfc/ 4-color Printer-Plotter	179.99
CE-151 4K Memory Expansion for PC-1500	49.99
CE-155 8K Memory Expansion for PC-1500	104.99
CE-158 RS-232C & Parallel Interface for PC-1500	179.99
CE-159 8K Memory Expans with Battery Back-up	139.99

Casio FX-702P Handheld Computer, 1680 Steps	499.99
FA-2 Cassette Interface for FX-702P	39.99
FP-10 Printer for FX-702P	69.99
FX-602P Alphanumeric Programmable, 512 Steps	69.99
MT-45 Keyboard with Chords, Bass, Rhythms	159.99
MT-65 Home Entertainment Keyboard	249.99
MT-70 Advanced Memory Keyboard	299.99
CT-701 Advanced Electronic Memory Organ	599.99
Call us for low prices on famous Casio digital watches!	

Pearl-corder S904 Two-speed, Two-hour Recorder	149.99
S901 Two-speed, Two-hour, Tape Counter	99.99
S801 Two-speed, Compact, Memory Hewing	149.99
X-01 Ultra-thin All Electronic	99.99
SR-11 FM Stereo Microcassette w/Headphones	99.99
Olympus Pearl-corder Microcassettes	10 for 24.99

We accept cashiers checks, money orders, VISA and M/C. Personal checks take 5 weeks to clear. Add shipping 1% of your order (\$3.95 minimum). East of Miss: Post add \$1.50. CA res add 6%. Subject to availability. USA prices.

ORDER 800-421-5188 Outside CA, AK, HI



Toll-Free Information line (213) 633-3262
tam's Tam's Inc, Dept CE-4
INCORPORATED 14932 Garfield Ave.
Paramount, CA 90723
(213) 633-3262

CIRCLE NO. 42 ON FREE INFORMATION CARD

FREE

McIntosh STEREO CATALOG and FM DIRECTORY

Get all the newest and latest information on the new McIntosh stereo equipment in the McIntosh catalog. In addition you will receive an FM station directory that covers all of North America.



**SEND
TODAY!**

McIntosh Laboratory, Inc. CE
East Side Station P.O. Box 96
Binghamton, N.Y. 13904-0096

NAME _____
ADDRESS _____
CITY _____ STATE _____ ZIP _____

If you are in a hurry for your catalog please send the coupon to McIntosh.
For non rush service send the Reader Service Card to the magazine.

CIRCLE NO. 31 ON FREE INFORMATION CARD

FIREWORKS

FIRE CRACKERS *Rockets*
Sparklers
FOUNTAINS

MAJOR CREDIT CARDS ACCEPTED WE SHIP TO ALL 50 STATES

THOUSANDS OF ITEMS TO CHOOSE FROM

Full Color Catalog Kit—\$2.00
REFUNDABLE WITH YOUR FIRST ORDER

Toll free Nationwide

1-800-321-6001

Name _____
Address _____
City _____
State _____ Zip _____

PLEASE PRINT TO ASSURE PROMPT CATALOG DELIVERY!

FIREWORKS UNLIMITED

8550 ROUTE 224 • DEERFIELD, OHIO 44411
CIRCLE NO. 74 ON FREE INFORMATION CARD

* FOR ORDERS ONLY! TOLL FREE (800)221-0626 *

FOCUS

The Largest Authorized Computer Dealer in Brooklyn
Our 18th year in Electronics!
Our policy: lowest prices, prompt service, satisfaction guaranteed!

Computers Peripherals & Software

ATARI		498.95
Huge amounts of IBM Apple Acc in stock	Atari 800 w/48K	439.90
	510 Disk Drive	call
	850 Interface	199.90
New Mattel Aquarius with C/PM	Atari 400 w/16K	73.95
BASIS 108 The Alternative	410 Recorder	69.90
New Franklin Ace	Programmer Kit	7.95
	Atari Joystick	
EPSON		
NEW! QX 10 w/MSC Keyboard		
NEW! FX 20 Portable		
NEW! FX 80 printer		
MX 80 III		
MX 80 III F/T		
MX 100 III		
CASIO		
FX 102 pocket computer w/basic		99.00
FX 100 computer printer		69.90
FX 200 Scientific		74.90
HEWLETT PACKARD		
NEW HP 75C		179.00
HP 41CV		204.95
HP 41C		144.90
HP 16C Programmer		89.95
HP 15C Scientific		89.95
HP II Accessories in Stock		
TEXAS INSTRUMENTS		
NEW! TI 99/2		199.90
TI 99/4A (after rebate)		219.95
32K RAM card (PHP-1760)		29.95
TI Munichman		
Full line of TI software in stock		
Times TS 1000		63.90
16K RAM		44.64
Tempa Printer		
Full line of Times software in stock		
COMMODORE		
VIC 20 with RF		144.90
1541 Disk Drive		224.90
1510 Recorder		63.90
NEW! 1525 Printer		call
VIC Motherboard		call
SHARP		
PC 1500 with CE 150		299.95
CE 158 RS 232 (for 1500)		159.95
CE 158 BR w/battery		119.95
NEW! PC 1250		call
PC CE 125 Printer and micro cassette		call
PC 1211 with CE 122		99.90
Video & Entertainment		
Original Datsun Dish Microwave Receiver		\$99.00
16 Channel Cable Converter		19.15
with AC Power & 12 300 chm r.s.		
NEW! Atari CX 5200		110.90
Atari CX 2600 w/Combat		149.95
Mattel Intellivision II		179.95
Colorvision II		147.95
Vectrex		147.95
NEW! Sony SL 5100		439.95
Sony SL 2001 portable		569.95
Sold w/AC or T.T.		
Sony HVC 2400		749.95
Panasonic PV 1215		279.95
Panasonic PV 1780		889.90
RCA		
VGT 650		830.90
VGT 205		429.90
VGP 170		769.95
NEW! CDD15		849.95
CDD12		530.99

For information and all NY State orders please dial (212) 771-7600. All items subject to availability and price change. Mail and phone orders C.O.D. MasterCard Visa D.C. Shipping extra. Freshly factory fresh 10 day Money Back Guarantee (less shipping). FOCUS ELECTRONICS 4523 13th Ave. Brooklyn NY 11219

FOR ORDERS ONLY! TOLL FREE- 1-800-221-0626
CIRCLE NO. 18 ON FREE INFORMATION CARD

...SOLID-STATE

impregnated lamp mantles in the November/December issue of *The Mother Earth News* (No. 78, pp.58-61).

Solar Electronics also makes a smaller (2.8" x 4.3" x 1.3") monitor designated the Radiation Alert Mini. The Mini has an audible signal and an array of three LEDs to indicate levels as low as 0.1 milliroentgens per hour. Its price is \$249.50 plus \$5 for shipping.

The major drawback of these radiation monitors is their requirement of a 500-to-550-V power supply to provide sufficient bias for the geiger tube. Cadmium-telluride detectors can be operated directly from low-voltage batteries and can therefore be used to make even smaller monitors and chirpers.

One such chirper was developed by Los Alamos Scientific Laboratory (Los Alamos, NM 87545) and Radiation Monitoring Devices, Inc. (44 Hunt St., Watertown, MA 02172). It utilized hybrid construction and could be clipped to a shirt collar or pocket. This tiny chirper was later manufactured by Radiation Monitoring Devices. Because of its high price (about \$300), comparatively few of these tiny chirpers were sold and production was stopped.

Dositec, Inc. (72 Irving St., Box 4744, Framingham, MA 01701) makes miniature chirpers, digital dosimeters, and a family of tiny alarm dosimeters. All these devices employ cadmium-telluride detectors. The compact DOS-100 miniature Dositec Alarm Dosimeters weigh only 1.2 oz and measure 1" x 1" x 1.5". Various models of the device provide five radiation threshold detection ranges. The prices for these dosimeter devices range from \$295 to \$315.

Radiation Engineering, Inc. (PO Box 103, Beltsville, MD 20705) manufactures a line of economical radiation detection systems that use ionization chambers to detect the presence of ion-

izing radiation. The ionizing chambers used in these instruments can be considered capacitors having two plates separated by an air gap. Ionizing radiation allows a small leakage current to flow through the air dielectric. By placing the capacitor in series with a very large resistance, the small current appears across the resistance as a proportionally higher voltage.

For example, the company's Radiation Sentry RD-1 incorporates an ionization chamber that generates 1 picoampere of ionization current in response to a radiation field of 10 milliroentgens per hour. In a 1-teraohm (1 x 10¹² ohms) resistor in series with the chamber, this current causes a potential of 1 V to appear across the resistor. This voltage is coupled to a very high input impedance CMOS comparator. When the voltage exceeds a preset level (the threshold), the comparator switches and activates a 75-dB warbling alarm tone.

The RD-1 Sentry measures 9.5" x 7.5" x 2.5" and will operate continuously for one full year when powered by a single 9-V battery. It is designed primarily for detecting gamma and x-rays. The RD-2 is a similar unit that will detect gamma and x-rays and both alpha and beta particles. The RD-1 sells for \$79.95 and the RD-2 sells for \$89.95 (plus \$2 for postage and handling). These devices are by far the least expensive of those reviewed for this column.

The RD-1 and RD-2 Radiation Sentry monitors are designed to be mounted on a wall much like a smoke detector. They might, therefore, be of interest to persons who reside near nuclear power plants or factories that process radioactive materials. For personal protection where moderate to high-levels of gamma or x-ray radiation are expected, Radiation Engineering makes the smaller RD 100, a belt or wall-mounted unit measuring 4.5" x 3.5" x 1". Housed in a rugged aluminum package, the RD 100 sells for \$149. It will operate from a 9-V battery for a full year and provides an audible warning when the radiation level exceeds 100 milliroentgens per hour.

You can find out much more about these and other personal radiation monitors by writing the companies whose products are described in the preceding discussion. You can find the names of additional manufacturers of such equipment in advertisements carried in health/physics periodicals and other such publications received by most technical libraries. For information about scintillation crystals and related products, write Harshaw Chemical Company (6801 Cochran Rd., Solon, OH 44139).

RADIATION SENTRY™

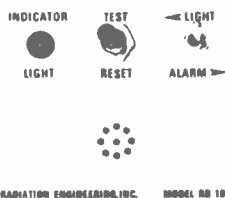


Fig. 3. Ruggedized Radiation Sentry.

Get the most from your SINCLAIR or Timex Sinclair with these practical books from Sync!




The ZX81 Companion
by Bob Maunder

The ZX81 Companion follows the same format as the very popular *ZX80 Companion*, and assists the ZX81 or Timex Sinclair 1000 user in four applications areas: graphics, information retrieval, education and games. This practical guide contains scores of fully documented short routines plus complete programs and a disassembled listing of the ZX81 ROM Monitor.

"Thoughtfully written, detailed, and illustrated with meaningful programs."
—MUSE

5½" x 8", Softbound. #17P \$9.95 (\$2.00)



Getting Acquainted With Your ZX81
by Tim Hartnell

This informative volume for the new ZX81 or Timex Sinclair 1000 user contains more than 80 programs to help the reader get the most from his Sinclair computer. Game programs include Checkers, Alien Imploders, Blastermind, Moon Lander, Breakout, Star Burst and Derby Day. The book also shows programs for cascading sine waves, plotting graphs and tables, data sorting, equation solving, plus the use of PLOT, SCROLL, PRINT, TAB, PEEK, POKE and much more!

5½" x 8", Softbound. #15Y \$9.95 (\$2.00)



The Gateway Guide to the ZX81 and ZX80
by Mark Charlton

The Gateway Guide is a practical programming manual for the beginner that furnishes over 70 fully documented programs. The majority of the programs have been written for easy conversion from machine to machine (ZX81 or Timex Sinclair 1000, 4K ZX80 or 1K ZX80). *The Gateway Guide* describes each function and statement, illustrates it with a demonstration routine or program, and combines it with previously discussed material to help you understand your computer.

5½" x 8", Softbound. #160 \$9.95 (\$2.00)



Computers for Kids (Sinclair Edition) by Sally Larsen

This new edition of *Computers for Kids* is written specifically to introduce children aged 8 to 13 to the ZX81 or Timex Sinclair 1000. The book requires no previous knowledge of algebra, variables or computers, and it enables a youngster to program a Sinclair in less than an hour. There's also a section for parents and teachers. "*Computers for Kids* is the best material available for introducing students to their new computer."

—Donald T. Piele, Professor of Mathematics,
University of Wisconsin-Parkside.

8½" x 11", Softbound. #12S \$4.95 (\$1.00)

Also available at your local bookstore or computer store.

Creative Computing Press Dept. NC6F, 39 East Hanover Ave., Morris Plains, NJ 07950

Please send books listed below:

Item No.	Qty.	Price Each	(P&H)	Total Price

Postage and handling charges appear in parentheses () next to price of book

Outside U.S.A. add \$3.00 per order—shipped airmail only

ENCLOSED IS \$_____ CA, NJ and NY State residents add applicable sales tax.

CHARGE MY: American Express Visa MasterCard
Card No. _____ Exp. Date _____

Signature _____

Print Name _____

Address _____

City/State/Zip _____

Check here for FREE Creative Computing Catalog.

**For faster service, PHONE TOLL FREE: 800-631-8112
(In NJ only: 201-540-0445)**



Solderless Breadboards for Experimenters

By Forrest M. Mims

THE INVENTION of solderless breadboards has played an essential role in the evolution of modern solid-state electronics. Before such breadboards became available, experimental and prototype circuits had to be laboriously assembled using point-to-point wiring and soldered connections. Needless to say, circuit changes were difficult and time-consuming.

A little more than a decade ago, Barry Instrument Corporation introduced the Springboard®, a plastic base containing 120 rectangular slots. In each slot was a 0.3" long spring. Component leads and wires were inserted into the




Fig. 1. Solderless breadboards available from Global Specialties.

springs by means of an awl-like tool that opened a space in any desired spring.

I assembled hundreds of transistor circuits much faster than ever before with the help of a Springboard. The board still comes in very handy for prototyping circuits that have oversize leads such as heavy-duty rectifiers and SCRs. Unfortunately, the Springboard is not suitable for use with much smaller pins and leads of integrated circuits.

Wire-Wrappable Panels. Eventually several clever solderless breadboards were developed specifically for ICs. Among these were expensive wire-wrapping panels. Still available today in numerous styles and configurations, wire-wrappable panels have rows of IC sockets on one side. The other side contains matching rows of square cross-section pins extending from the sockets. Circuits are assembled by installing the required chips and making the necessary interconnections with wrapping wire.

Wire-wrappable panels and boards are available from many companies. Among those whose products are sold to experimenters and hobbyists are Vector Electronics, Inc. (12460 Gladstone Ave., Sylmar, CA 91342) and Cambion (Cambridge Thermionic Corporation, 445 Concord Ave., Cambridge, MA 02238). Both these companies make a wide assortment of pre-assembled wire-wrapping boards as well as perforated boards into which compatible wire-wrappable terminals and sockets can easily be installed.

The Electronic Products Division of the 3M Company (3M Center, St. Paul, MN 55101) has developed a particularly interesting do-it-yourself breadboarding system. The system uses unique dual-contact IC sockets that will accept an IC pin from one side and a plug strip pin from the other. The sockets are placed on a perforated card and secured in place by plug strips inserted into the back of the socket from the opposite side of the card. Interconnections are made with the help of an insertion tool that forces insulated wire into the U-shaped slots in the ends of the plug strip terminals.

3M has combined an assortment of dual-contact IC sockets and plug strips in its Scotchflex 3303 Breadboard Kit. This kit also includes a wire insertion tool, socket extraction tool, a cleverly designed plug-strip break-off tool, and a spool of connection wire.

You can easily custom design your own breadboards using hardware from

Vector, Cambion, 3M, and other companies. Or you can improvise by installing rows of wire-wrappable IC sockets in a standard perfboard having copper solder pads at each hole (Radio Shack 276-152 or similar). Solder the socket's corner pins to the copper pads and the board is ready to use. Alternatively, you can use a standard (copperless) board and secure the sockets to it with a thin bead of cyanoacrylate cement.

Wire-wrappable panels are excellent for prototyping complex digital circuits of a repetitive nature such as large-capacity, solid-state memories. In fact, assembled wire-wrapped boards can even be used in permanent applications. Because of the difficulty of making changes, however, they aren't suitable for developing and experimenting with most analog/linear circuits and experimental logic circuits.

Plastic Solderless Breadboards.

The plastic solderless breadboard has become an indispensable item on every electronic experimenter's workbench. AP Products, Inc. (1359 West Jackson St., Painesville, OH 44077) originated the concept of a solderless, plug-in breadboard. In addition to AP Products, major solderless breadboard makers include Vector Electronics, Global Specialties Corporation (70 Fulton Terrace, PO Box 1942, New Haven, CT 06509), and E&L Instruments (61 First St., Derby, CT 06418).

Figure 1 is a photograph of some of the solderless breadboard elements

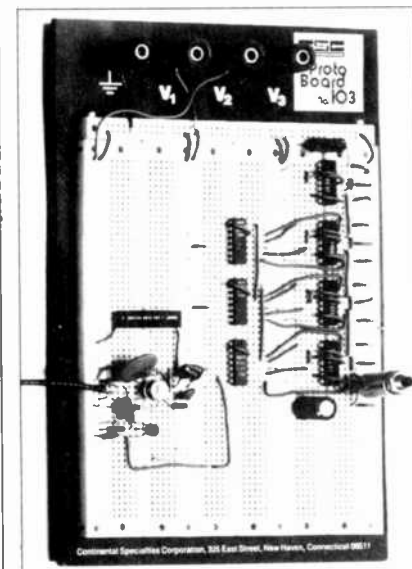


Fig. 2. Global's Proto-Board 103 has 2250 connection points.

made by Global Specialties. Similar in configuration to competing modules, each breadboard element includes parallel arrays of five common tie-points. Inside the five socket holes at each row of tie-points is a replaceable spring clip having precision-formed, nickel-silver contacts. The result is five physically independent but electrically common socket hole tie-points that accept wire leads having a diameter of 0.015" to 0.033". The contact resistance of each connection point is under 0.005 ohm.

Some solderless breadboards are configured as modules that include two or more rows of bus connection points across both sides of the breadboard. Others require separate plastic bus strips. Most modules snap or clip together to form arrays of modules.

Most manufacturers of solderless breadboards make various breadboard assemblies or prototyping systems. Fig-




Fig. 3. AP Products' Hobby-Blox panels are installed in a tray.

ure 2, for example, shows a Global Specialties Proto-Board 103. Measuring 6" x 9", the PB-103 includes eight separate plastic breadboards installed on an aluminum panel having rubber feet. Four power-supply binding posts are included. The 450 common terminals of the PB-103 have a total of 2250 connection points (socket holes). The company also manufactures other breadboard assemblies with fewer or considerably more connection points.

Prototyping systems that include built-in power supplies and other circuit design aids are made by several companies. Among those made by E&L Instruments, for example, is the CD-1 CMOS/TTL Designer. This compact




Fig. 4. Two examples of use of Hobby-Blox.

console-style prototyping tool, which is designed around a single solderless breadboard, includes a 5-V fixed supply, a variable 3-to-15-V supply, an adjustable frequency (1 Hz, 10 Hz, 100 Hz, 1 kHz, 10 kHz and 100 kHz) logic clock, four CMOS/TTL compatible LED indicators, and various switches, binding posts, and connectors. Though sophisticated prototyping systems like the CD-1 are expensive, they provide an unprecedented degree of circuit design flexibility.

A New Modular Breadboarding System. AP Products has a Hobby-Blox™ family of compatible solderless breadboard products designed specifically for experimenters. Ideally suited for this use, the Hobby-Blox system is designed around a sturdy plastic tray into which various color-coded bus strips, solderless breadboard strips, and spacers can be installed as shown in Fig. 3. The tray will also accept a binding post strip and an exceptionally well-designed 9-V battery holder.

All the Hobby-Blox breadboards include row and column index markings. Two types are designed specifically for ICs or digital readouts. A third is designed for discrete components. A 6-position LED strip is also available.

The most notable feature of the Hobby-Blox system is its flexibility. Breadboard strips, spacers, and other members of the family can be installed in any desired arrangement. One or more additional trays can be added to the main tray with the help of an interlocking bus strip containing 60 connection points or a simple tray extender clip.

Even more important is the ability to install vertical panels that extend upward from the tray as shown in Fig. 4. These include a speaker panel with preformed holes (Fig. 4, left) and a control panel with six holes for installing switches, potentiometers, and indicator LEDs or lamps (see Fig. 3, right). Blank panels are available for custom designs. All these panels are mounted by inserting their three extensions into the slots in a spacer/support strip. The blank

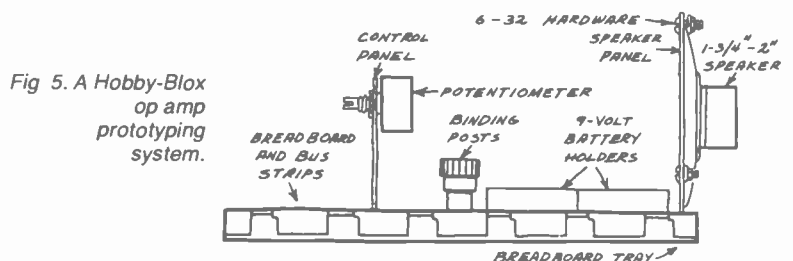


Fig 5. A Hobby-Blox op amp prototyping system.

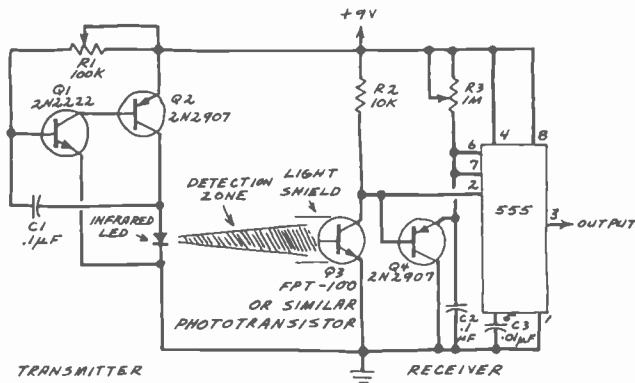


Fig. 6. An optoelectronic trigger for a camera or electronic flash.

panels are ideal for mounting joysticks, fiber optic connectors, piezo alerters, optoelectronic components, and other specialized devices and components.

A tray shorter than the main tray can be vertically mounted on the main tray by means of an adaptor strip (Fig. 4, right). This tray will accept all the Hobby-Blox modules and is therefore ideal for LED displays. It's also well suited for assembling optoelectronic circuits that require careful location or spacing of components such as infrared-emitting diodes and photodetectors.

Hobby-Blox Applications. Of the many applications for the Hobby-Blox system, two that I've found particularly handy are compact, self-contained, op-amp and CMOS prototyping systems. Figure 5, for example, shows one way to make an op-amp prototyping system. Dual-polarity, self-contained 9-V supplies are provided along with a speaker. The optional binding posts can be used when the system is powered by an external supply. A control panel with three potentiometers (10 kilohms, 100 kilohms, and 1 megohm) is also included. With a single 741 op amp and a dozen or so resistors, capacitors, diodes, and

LEDs, this prototyping system can be used to assemble scores of different op-amp and comparator circuits. The system can easily be expanded by adding one or more additional trays to it with the help of extender clips or a bus strip.

The vertically mounted blank panel and short tray make possible many unique circuit applications. Figure 6, for example, shows an experimental optoelectronic detection circuit that will trigger a camera or an electronic strobe when an object enters the space between an infrared emitting diode and a phototransistor. With this arrangement you can take well-focused photographs of flying insects and projectiles automatically. Note that the camera will be triggered only when an object is directly between the LED and phototransistor.

In operation, a LED transmitter delivers a train of fast risetime pulses to the sensitive surface of the receiver's phototransistor. Transistor Q4 and the 555 form a missing-pulse detector that is reset each time a pulse from the transmitter is received by the phototransistor. When an object blocks the path between the transmitter's LED and the receiver's phototransistor, the 555 com-

pletes its timing cycle and the output at pin 3 changes from high to low.

The receiver output can be connected directly to the trigger inputs of some cameras, but an inverter and a common ground may be necessary. Other cameras may require a relay (between pin 3 and +9 V) or SCR (pin 3 to gate) interface.

The system can be adjusted to ignore very fast moving objects by increasing the values of R3 or C2 in the receiver and slowing the frequency of the transmitter by means of R1.

You can quickly assemble the circuit in Fig. 6 using Hobby-Blox modules. One possible arrangement is to assemble the transmitter and receiver on breadboard strips installed in short trays. The assembled trays should then be installed facing one another in a main tray. The battery should be installed in a holder located between the two facing circuits. Any potentiometers and switches should be installed on one or two control panels located anywhere but between the two facing circuits. One method is to use extender clips to add a short tray that can contain any required control panels.

If you plan to photograph insects, place a flower or an appropriate bait between the facing circuits. Depending upon the time of year and your location, you may be able to attract flies, moths, beetles and other insects. Be sure to shield the phototransistor from external light with a length of heat-shrinkable tubing.

Going Further. Solderless breadboards can be used for finished circuits, but this becomes rather expensive if you build lots of different projects. Global Specialties has developed a simple but effective method for quickly transferring a breadboard circuit onto an etched circuit board. Shown in Fig. 7, this concept is based upon an etched circuit board that exactly duplicates the array of terminal holes in a plastic breadboard. A paper version of the circuit board (available in pads) allows experimenters to make new designs and layouts easily, and to keep a record of successful designs.

Global Specialties calls this clever concept "The Experimentor System". It's but one way to convert your circuits into permanent versions. Thanks to some very creative engineers, there are many effective methods for making permanent soldered and wire-wrapped circuits. If you're still building circuits using perforated boards and point-to-point soldered connections, you should take time to investigate the many new circuit assembly aids and hardware now available. ♦




Fig. 7. Global's Experimentor System allows breadboard systems to be transformed quickly into permanent versions.

DX LISTENING

News of Stations and Programs Around the World

By Glenn Hauser

Cape Verde. *A Voz de Sao Vicente* began testing a new 10-kilowatt transmitter last August on 7155 kHz. The broadcast between 0730 and 0900 GMT was heard by Bob Hill in California, Gerry Bishop in Pennsylvania, and Sholom Gliksmann in Illinois, but on a very irregular basis.

China. On January 1, *Radio Peking* officially became *Radio Beijing*; the city itself adopted the new spelling in 1979, so radio listeners were given four years to become accustomed to the idea. In Seattle, David Newkirk notes that *Radio Beijing's* 17650-kHz frequency appears to be 500 kilowatts and from a southern site, since it is very strong and

free of flutter (unlike other frequencies). Unfortunately, it's used for Spanish rather than English broadcasts.

Columbia. During a DX-cursion on St. Croix, US Virgin Islands, we noted, with an extra-longwire antenna strung along the beach, several relatively weak and presumably unlicensed broadcast stations between 1628 and 1673 kHz in the evenings, the strongest of which was *La Voz Cultural* on 1645, closing at 0100 GMT and opening at 0950. *Radiodifusora Nacional* has programs that are more "cultural" in our sense; it often puts a strong single-sideband signal on 17866 kHz in the evenings.

Cuba. Radio Havana indignantly denied to a listener visiting from Spain, that any of its transmissions are relayed from the USSR, blaming these "lies" on the US and international press agencies. Yet, it is easy for monitors to identify such transmissions, and such frequencies have been freely registered with the International Telecommunication Union, either by the Cuban or Soviet authorities.

The most audible anti-Castro station is *La Voz del CID* (a literary allusion; CID actually stands for Cuba Independiente y Democratica). It has been broadcasting up to five different programs simultaneously on five different transmitters, each bearing the name of a revolutionary hero. The peak hour is 0100 or 0200 GMT. Two transmitters, on 5106 and 7355 kHz, were busted last September by the FCC in south Florida, but returned a few weeks later, possibly from locations outside the U.S. Another unknown site produces the 7412-kHz signal, while the remaining two are overt: via commercial stations *Ecos del Torbes*, Venezuela on 4980, and *Radio Clarin*, Dominican Republic, on 11700. The latter has carried a great deal of CID programming, reported at many times of the day, as early as 1700.

Denmark. Like many stations which have been on shortwave since the early days, Radio Denmark's transmitter site at Herstedvester has subsequently become an urban area, preventing expansion and raising environmental concerns. After a long struggle to obtain a



MAKE YOUR VIC-20 COMPUTER TALK

when you plug in our

VOICE SYNTHESIZER

You can program an unlimited number of words and sentences and even adjust volume and pitch. You can make:

- Adventure games that talk
- Real sound action games

This voice synthesizer is VOTRAX based and has features equivalent to other models costing over \$370.00. To make programming even easier, our unique voice editor will help you create words and sentences with easy to read, easy to use symbols. The data from the voice editor can then be easily transferred to your own programs to make customized talkies.

Voice Synthesizer (Does not include speaker)

List \$109.95

SALE \$79.00

Voice Editor Tape

List \$14.95

SALE \$ 9.95

"15 DAY FREE TRIAL"

- We have the lowest VIC-20 prices
- We have over 500 programs
- Visa — Mastercharge — C.O.D.
- We love our customers!

PROTECTO ENTERPRIZES (FACTORY-DIRECT)

BOX 550, BARRINGTON, ILLINOIS 60010
Phone 312/382-5244 to order

...DX LISTENING

new site on the island of Mors, which would entail a much-improved antenna and transmitter system, *Radio Denmark* last year was looking forward to a brighter future. Then, environmental concerns forced cancellation of the project. It was feared that migrating birds would be caught in the antennas (although this could happen anywhere). However, Radio Denmark has taken one step forward—a new transmitter, still operating at only 50 kilowatts, but unlike the old one capable of using frequencies other than 15165—such as 25850, 17770 and 11715 kHz.

Greece. The *Voice of Greece* has become the first multi-frequency Western station to operate entirely out of band—and the frequencies chosen are by no means limited to those designated at WARC-1979 for shortwave broadcast expansion in the near future. *VOG* has been using bands which are and will continue to be fixed, aeronautical, and amateur.

One of the *VOG* transmitters, the most powerful one, is operated by the *Voice of America* at Kavala; another one is reportedly under construction as part of the price *VOA* pays for such a strategic relay site.

Guatemala. *Adventist World Radio* switched from TGMUA on 5980 kHz to TGMUB on 6090, but remains poorly heard due to low power, unfavorable antenna direction, and heavy interference. Several listeners, including Mitch Sams in Arkansas and Terry Krueger in Florida, have heard it better on harmonics such as 12180 and 30450 kHz, between 2330 and 0400 GMT, half in Spanish and half in English. The station laments that it cannot (deliberately) broadcast on higher frequency bands.

Honduras. *El Eco de Honduras* is a new operation from San Pedro Sula on 6000 kHz, not to be confused with the unrelated *Radio Swan* formerly on this frequency. It can be heard when there is a darkness path between 1100 and 0400 GMT, also identifying as "Gadena Zeta" and "Radio Vareidades" when relaying programming from Tegucigalpa. Our correspondent in Honduras, Don Moore, has learned that two usually inactive stations are keeping their shortwave transmitter on standby in case of emergencies or special events—*La Voz de Honduras* on 5875, and *Radio San Ysidro* on 4845. Look for the latter around Good Friday, and San Ysidro Day in mid-May.

Italy. Several non-illegal private shortwave stations have been heard in North America despite their low power—*Radio Tele-Pace* on 15460 between 1700 and 0600, which seems to be concerned with reaching Italian missionaries in Latin America; *IBC* on 11584 and 6275, best around 0600 but also known to carry programs from other stations such as *World Music Radio*, and *Radio Time*.

Japan. *Radio Japan* carried out single-sideband tests last October on 21832 and 17552 kHz. They were generally well heard in North America, often superior to parallel broadcasts on higher-powered AM transmitters, but at presstime *Radio Japan* had not confirmed that it would begin regular SSB broadcasting.

Korea. The North and the South are competing with each other for listener loyalty by offering tangible giveaways, not just broadcasts. A listener in India, Michael D'Souza, had been overwhelmed by hardbound books in exchange for photos of himself listening to *Radio Pyongyang*. A listener in Texas, Wyatt Cox, was a winner of a doll, a book, a tape and several IRC's, in *Radio Korea's* 29th anniversary contest.

Libya and Sudan are carrying out a more serious shouting match, sponsoring clandestine stations opposing each other's government. Libya started it with "Sudan Corner" on 17930 and/or 17940 kHz. Then there appeared another Arabic-speaking station, *Voice of the Libyan People*, at 0530 on 11977 and later 11997 kHz, 1700 on 12230, and best heard of all, 11365 kHz at 2100-2200. The latter transmission once had a segment in English.

Malta. Investing in a relay station on foreign soil can be a risky proposition. West Germany's *Deutsche Welle* had a 25-year contract, through 1995, for the Cyclops relay, but the Maltese government literally pulled the plug on it during October and November 1982 in accordance with a newly-passed "Foreign Interference Act."

Scotland. Here's a country normally missing from the shortwave broadcast scene (all BBC transmitters in the U.K. are in England). But a pirate station, *Weekend Music Radio* planned to put Scotland on the map this winter with a series of tests for North America, with 50 watts on 6260 and 20 watts on 6235 kHz at 0500-0800 on Sundays such as February 20 and March 6. Reports should be sent to 42 Arran Close, Cambridge, England. ◇

(To be continued)

Computers & Electronics

ADVERTISERS INDEX

RS no.	ADVERTISER	PAGE no.
50	Active Electronics	111
3	All Electronics Corp.	118
5	AP Products	95
4	Apple Computer	40-41
55	Artec Electronics	25
	C & D Electronics	101
	Classified Advertising	119-127
	Cleveland Institute of Electronics, Inc.	44-47
29	Commodore Computer	5
60	CompuServe	37
11	Computer Mail Order	79
67	DAK Industries Inc.	3
14	Digi-Key Corp.	112,113
75	R.L. Drake Company	Cover 2
	Edmund Scientific	99
70	EEM (Hearst/UTP)	16
51	Electronic Specialists	100
72,73	Elek-Tek, Inc.	1,61
25	Epson America	49
26	Firestik	96
74	Fireworks Unlimited	102
18	Focus	102
59	Franklin Computers	Cover 3
58	Global Specialties	73
	Grantham College of Engineering	96
28,61	Heath Co.	29,54-55
41	IBM Corporation	32-33
21	Jameco Electronics	110
22	JDR Microdevices	116,117
23	J & R Music World	16
20	Leading Edge	Cover 4
71	Lerna-Tronics, Inc.	99
31	McIntosh Laboratory, Inc.	101
32	MFJ Enterprises	100
	Memotech	7
27	Netronics, R & D Ltd.	115, 118
	New Horizons	71
	NRI Schools	8-11
	NTS National Technical Schools	62-65
40,68, 47,69	Protecto Enterprises	19,6,97,107
15	Quick Brown Fox	15
76	Radio Shack	114
	The Right Answer	128
	Scientific Systems	90
	Sinclair Research Ltd	21
36	Sintec Co.	111
39	Tab Books	77
42	TAMS, Inc.	101
	Tektronix	57
	Timex Computer Corporation	69
77	U.S. Satellite	90

PROJECT OF THE MONTH

Adjustable Threshold Temperature and Light Alarms

By Forrest M. Mims

IF you enjoy gardening as much as I do, you could probably use a circuit that sounds an alarm when the temperature approaches freezing. Figure 1 shows a very simple circuit that signals a distinctive alarm tone when the temperature approaches 0° Centigrade. Since the temperature detection threshold is adjustable, the circuit can sound an alarm at any point over a wide temperature range.

The circuit uses a 741 op amp as a voltage comparator. An adjustable voltage divider, *R2*, provides a reference voltage to the noninverting input (pin 3) of the 741. A temperature-dependent voltage for the inverting input (pin 2) of the 741 is obtained from thermistor *TCR1* and fixed resistor *R1*.

The resistance of *TCR1* is inversely proportional to temperature. In other words, the resistance of *TCR1* increases as temperature decreases. Therefore, the voltage output from the divider formed by *TCR1* and *R1* falls as temperature decreases. When this voltage reaches the reference voltage, the comparator output switches from low to high. This turns on *Q1*, to actuate the piezo alerter.

The output from the 741 can be connected directly to *R3*, but the low-state output voltage will then turn *Q1* partially on and cause the alerter to emit a low-amplitude, but audible, tone. This off-state tone is eliminated by *D1*, *D2* and *D3*. The total forward voltage drop of

these diodes is about 1.8 V, enough to cancel the effect of the low-state output voltage from the 741.

Thermistors can be purchased from Newark Electronics and other electronic parts distributors. For best results, use a thermistor having a room temperature resistance of 25 to 50 kilohms. Glass-bead and bulb thermistors are more expensive than other kinds, but since they can be safely immersed in water they are easily calibrated. Use crushed ice or snow to achieve an exact 0° C calibration point if you plan to use the circuit as a freeze detection alarm.

The circuit in Fig. 1 can drive more powerful alarm devices such as sirens by substituting a relay for the piezo alerter. The following circuit shows how this is accomplished.

An Adjustable Light Detection Switch. Replacing the thermistor in Fig. 1 with a cadmium-sulfide photoresistor allows the circuit to function as an adjustable threshold light/dark detection switch. Figure 2 shows one possible circuit configuration.

In operation, *R2* sets the circuit's threshold. When the light intensity at *PCI*'s surface is decreased, the resistance of *PCI* is increased. This decreases the voltage at the inverting input of the 741. When the reference voltage at the 741's noninverting input is prop-

erly adjusted via *R2*, the comparator will switch from low to high when *PCI* is darkened. This turns on *Q1* which, in turn, pulls in relay *K1*.

The low-state output voltage from the 741 does not have sufficient amplitude to pull in the relay. Therefore, this circuit does not require the diodes used in Fig. 1.

Going Further. The sensors used in both these circuits are interchangeable. You can use a cadmium-sulfide photoresistor in place of the thermistor in Fig. 1. And you can use a thermistor in place of the photoresistor in Fig. 2. Furthermore, both circuits are adjustable over a very wide temperature or light-intensity range. Therefore, you should have little difficulty adapting one or both of these useful and versatile circuits to your specific application.

Finally, be aware that the reliability and accuracy of these circuits is determined by both your calibration procedure and the physical location of the finished circuit. For example, when the circuit in Fig. 1 is configured as a freeze detector, it may fail to operate consistently if the battery is exposed to temperature extremes. It may also sound false alarms or fail to operate if water bridges any of the leads from *R1*, *R2* or the thermistor. Be sure to keep these caveats in mind when you plan your application. ♦

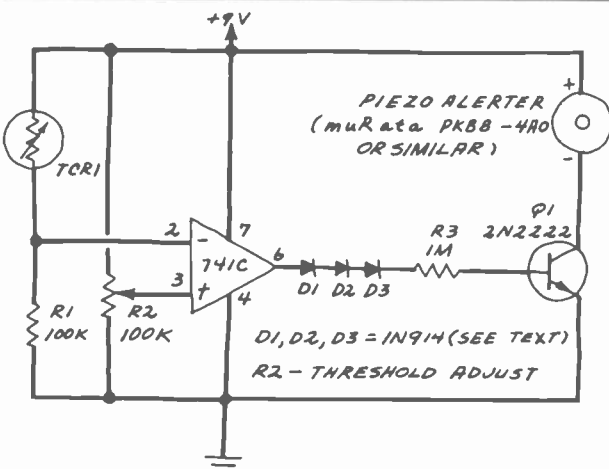


Fig. 1. Adjustable threshold temperature alarm.

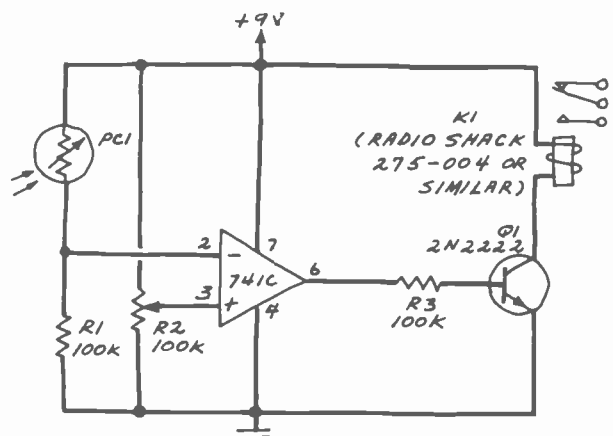



Fig. 2. Adjustable threshold light-dark detection switch.

Portable Speakers For "Walkman" Style Stereos



Portable Stereo Speakers with Carrying Case
After skating, skiing, jogging or any other outdoor activity, just plug these portable stereo speakers into your stereo and you and your friends can enjoy your favorite tapes reproduced by these full range speakers. Great for motel rooms, the beach, or in your car. They weigh just 1.3 lbs. and measure 5 1/4" x 4 1/4" x 2 1/4". This unit uses 3" x 5" 8-ohm speakers with a 3.02" magnet. Speaker system includes two 2-way speakers in a carrying case, auxiliary speaker connector cable, and signal connector cable. Uses 8 "AA" batteries. Can be used with both portable stereos shown below, and is compatible with most non-portable stereo cassettes and FM stereo units.

Part No. TSU-012 \$29.95
AM3-8 8 AA Alkaline Batteries 8 for \$7.90

Stereo Cassette Player with FM Stereo Tuner Pack

- Lightweight Headphones
- Cr02/Metal/Normal Tape Selector
- Anti-Rolling Mechanism

FEATURES: Blue carrying case, shoulder strap, belt strap, lightweight headphones. FM stereo tuner pack & instruction manual. • **Talkline** - Tone selector. • **Cr02/Metal/Normal** tape selector. • **LED** operation indicator. • **Built-in microphone**. • **Stop/reject**, play, rewind, fast forward, cue, tape/eject selector functions. • **Vol** control. • **Ext. power input jack**. • **Headphone jack**. • **Auto-stop mechanism** (shuts off player when tape ends). • **Anti-rolling mechanism** (prevents sound from quivering when walking, jogging, etc.). • **Weight:** 1.3 oz. • **Requires 4 AA batteries** (not included). • **Size:** 6" L x 4 1/4" W x 1 1/8" H.

Model TWF-802 \$69.95
AM3-4 AA Alkaline Batteries 4/\$3.95

CREDIT CARD AM/FM RADIO

World's Thinnest Stereo HI-FI

This is a pocketable AM/FM stereo radio with a folding stereo headphone. It weighs just 5 oz. and measures 4 1/4" L x 2 1/4" W x 1/4" H. Comes complete with radio, headphones and headphone case. Uses two AAA batteries (not included).

Part No. TCR-809 \$29.95 each

JOYSTICKS

JS-5K	5K Linear Taper Pots	\$5.25
JS-100K	100K Linear Taper Pots	\$4.95
JS-150K	150K Linear Taper Pots	\$4.75
JVC-40	40K (2) Video Controller Knobs	\$4.95

JS KNOB Knob for JS5K,100K,150K \$9.99 ea.
JVC KNOB Knob for JVC-40 \$9.99 ea.

Digital Thermometer Kit

Dual sensors - switch controls for indoor/outdoor or dual monitoring - can be extended to 500 feet. Continuous LED 8-bit display. Range: -40°F to 199°F. -40°C to 100°C. Accuracy ± 1° nominal. Calibrate for 1°C or 1°F. Simulated walnut case. AC wall adapter included. Size 6 1/4" L x 3 1/4" W x 1 1/4" D.

JE300 \$39.95

BOOKS

NATIONAL SEMICONDUCTOR - INTERSIL - INTEL

30001	National CMOS Data Book (1980) (640 pages) AC, CD4000, and AD Converters	\$6.95
30002	National Interconnect Data Book (1980) (704 pages) DC, DS8000, DS3600, DS5700, etc.	\$6.95
30003	National Linear Data Book (1982) (1376 pages) LM, LF, ADC, DAC, LH Series	\$11.95
30004	National Series 80 - Board Level Computer (1980) (224 pages)	\$4.95
30005	National TTL Logic Data Book (1981) (624 pages) 7400, LS, LHS, and DM8000 Series	\$9.95

30006 Above (3) 30001, 3, 5 as set \$24.95

Computer Keyboard Enclosures

DTL Bank Desk Top Enclosures are designed for easy modification. High strength epoxy mold and pieces in machine brown finish. Sliding rear/bottom panel for service/component access. Top/bottom panels 900" thick vinyl, absolute type 1200 finish (gold tint color) for best panel adhesion after modification. Venting top & bottom panels for cooling efficiency. Grid construction provides unlimited applications. Assembly instructions included.

DTE-6	Panel Width 7.5"	\$24.95
DTE-11	Panel Width 10.13"	\$27.95
DTE-14	Panel Width 13.5"	\$29.95
DTE-20	Panel Width 19.25"	\$34.95

KEYBOARDS - POWER SUPPLIES

DATANETICS 73-KEY KEYBOARD (ASCII) Apple Compatible
Data Entry Keyboard uses MM5740 BEEM™ encoder chip (included). 73-Key Keyboard features 11-Key numeric keypad, SPST switching, 24-pin edge card connection. Includes pin-out.
Part No. KB261 (FMS DTE-20 Enclosure) \$49.95 each

MICRO SWITCH 69-KEY KEYBOARD
Data Entry Keyboard. Encoded Output: 8-bit Parallel EBC DIC. Switching: Hall Effect. 24-pin Edge Card Connection. Complete w/Pin Connector. Can easily be modified to ASCII code.
Part No. KB69S012-2 (FMS Into DTE-20 Enclosure) \$19.95 each

MICRO SWITCH 85-KEY KEYBOARD
Word Processing Keyboard. 26 Pin Edge Card Connection. Supply Voltage - 5VDC. Main Keyboard is COMPLETE. Additional Key Pass for Cursor and word processing functions.
Part No. 85S018-1 \$29.95 each

HI-TEK 58-KEY KEYBOARD
SPST switching, mechanical, monolithic housing, charcoal grey keycaps. Keyboard is not mounted on circuit board (each key is individually accessible).
Part No. K-58 (FMS DTE-14 Enclosure) \$19.95 each

HI-TEK 14-KEY NUMERIC KEYPAD
SPST switching, Charcoal grey keycaps, matches HI-TEK K-58 Keyboard (above). Mounted on printed circuit board.
Part No. K-14 \$9.95 each

ALPS 29-KEY CALCULATOR KEYBOARD
Features one 4-position decimal slide switch, one 3-position switch, and two 2-position switches. Mechanical SPST switching. 22-pin edge card connection. Pin-out included.
Part No. KB2970AD (FMS DTE-11 Enclosure) \$4.95 each

POWER SUPPLY +5VDC @ 1 AMP REGULATED Transduction Tech
Output: +5VDC @ 1A (1.5A - 2000) req. Input: 115VAC 50/60Hz. 2-tone (black/white) self-protect case. 8" x 3" cond. black power cord. 6 1/4" W x 7 1/4" D x 2 1/4" H. Wt. 3 lbs. Data sheet incl.
Part No. PS51194 \$19.95 each

POWER SUPPLY +5VDC @ 3 AMP REGULATED Oeltron
Input: 115VAC. 47.440Hz. Output: 5VDC Adjustable @ 3 amp. 6VDC @ 2.5 amp. Adjustable current limit. Ripple & Noise: 180 mV rms. SWM p-p - 2 mounting surfaces. UL recognized. Size: 4 1/4" L x 2 1/4" W x 2 1/4" H. Wt. 2 lbs. Data sheet included.
Part No. QPS-1 \$29.95 each

POWER SUPPLY +5VDC @ 7.5 AMP, 12VDC @ 1.5 AMP SWITCHING Oeltron
Input: 115VAC. 50-60Hz. 3 amp/230VAC. 50Hz @ 1.6 amp. Fan vent./power supply select switches (115/230VAC). Output: 5VDC @ 7.5 amp, 12VDC @ 1.5 amp. 8 pin. low cord. 1 1/4" W x 4 1/4" L x 2 1/4" H. Wt. 6 lbs. Data sheet included.
Part No. PS940 \$49.95 each

POWER SUPPLY 4-Channel Switching Power Supply Mini-processor, mini-computer, terminal, medical equipment and process control applications. Input: 90-130VAC 47-440Hz. Output: +5VDC @ 5A, +12VDC @ 1A, +12VDC @ 1A. Line reg. ±0.2%. Ripple: 30mV p-p. Load reg. ±1%. Overcurrent protection Adj. 5V output only. 10% 6-2/8" L x 5-7/8" W x 4-15/16" H. Wt. 1 1/2 lbs.
Part No. FCS-604A \$69.95 each

POWER SUPPLY Adjustable Switching 4-24VDC to 5 Amps Reg. ±24VDC. 5VDC @ 5A. 9VDC @ 4A. 8VDC @ 4A. 12VDC @ 3A. 18VDC @ 1.8A. 24VDC @ .5A. Overvoltage Protection. Input: 115VAC 50/60Hz. Output variations within 20mV. 8.25" L x 4.25" W x 2.25" H. Wt. 3.25 lbs.
JE224 Kit \$79.95 each
JE224A assembled & tested \$99.95 each

84-Key Keyboard CONTROL DATA Data Entry Keyboards

Parallel Output
FTZ Shielded Base
SPST Switching
30" Interface Cable
Attractive Case

CA153A \$69.95
CA154A \$79.95
CA150C \$89.95

Color; keycaps: black, blue, red - cover: black w/beige base. 21 1/2" x 9" x 3 1/2". 6 lbs.

BUG BOX™ STORAGE SYSTEMS

BUG BOX™ - 30 individual compartments - Stores 60 pins on 24 16-pin DIPs • Bug chips not included • Clear plastic cover slides & locks • Cover marked numbers 1-30 • Compartment size: 1" x 3 1/2" x 5" deep • Box size: 4 9/16" x 3 3/8" x 4" • Weight: 1.75 oz.

BUG CAGE™ (BGC-001-) with Bug Boxes

LSI BIG BUG BOX™ - Designed to store large IC's, Resistors, Capacitors and Diodes. Divided into three compartments measuring 1" x 4 1/2" x 5" deep • Three vertical and three horizontal dividers included • Bug Rings not included • Box size: 4 9/16" x 3 3/8" x 6" • Weight: 1.75 oz.

LSI BIG BUG BOX™
Please specify color code: (B) Blue, (R) Red, (W) White, (Y) Yellow.
Part No./Color Code QTY PRICE
BLK001- () 10 \$ 3.29
BLK010- () 10 28.79
ANTISTATIC
BGX001- () IAS 1 \$ 3.29
BGX010- () IAS 10 28.89

BUG TRAY™ - Stores in Bug Cage • Molded plastic • Three styles: Open (1 compartment), 4.5" x 6 1/2" Vertical (5 compartments), 5" x 4.6" x 6 1/2" and Horizontal (8 compartments, 4" x 3 9/16" x 6 1/2") • Ideas for tools, hardware, components, etc. • Tray size: 3.5" x 5.05" x 6" • Black color only.

BUG RUG™ - Static discharge protection for CMOS and MOSFET devices • Precut to dimensions of BUG BOX™ (1" x 3 1/2")

BUG TAG™ - Self-adhesive, easy-to-read labels for marking Bug Box and LSI Big Bug Boxes • Most popular components

BUG CAGE™ (BGC-001-) with Bug Boxes

LSI BIG BUG BOX™
Please specify color code: (B) Blue, (R) Red, (W) White, (Y) Yellow.
Part No./Color Code QTY PRICE
BLK001- () 10 \$ 3.29
BLK010- () 10 28.79
ANTI-STATIC
BLX001- () IAS 1 \$ 4.29
BLX010- () IAS 10 37.89

BACK PACK™ - Self-adhesive labels for the back of IC's • Shows exact internal logic in relation to pins • 52 labels in each package (including several blank labels). • Each package includes 18, 16, 24, 28 and 40-pin IC's • Combo package includes: 52EB labels for TTL and CMOS IC's • Microprocessor package contains 744 labels

BUG TAG™ - Self-adhesive, easy-to-read labels for marking Bug Box and LSI Big Bug Boxes • Most popular components

BUG TAG™
Part No. Description Price
BPT-012 TTL \$7.95
BPT-013 CMOS 8.95
BPM-012 Combo 14.95
BPU-012 Microprocessor 9.95

BUG CAGE™ (BGC-001-) with Bug Boxes

LSI BIG BUG BOX™
Please specify color code: (B) Blue, (R) Red, (W) White, (Y) Yellow.
Part No./Color Code QTY PRICE
BLK001- () 10 \$ 3.29
BLK010- () 10 28.79
ANTI-STATIC
BLX001- () IAS 1 \$ 4.29
BLX010- () IAS 10 37.89

BACK PACK™ - Self-adhesive labels for the back of IC's • Shows exact internal logic in relation to pins • 52 labels in each package (including several blank labels). • Each package includes 18, 16, 24, 28 and 40-pin IC's • Combo package includes: 52EB labels for TTL and CMOS IC's • Microprocessor package contains 744 labels

BUG TAG™ - Self-adhesive, easy-to-read labels for marking Bug Box and LSI Big Bug Boxes • Most popular components

BUG TAG™
Part No. Description Price
BPT-012 TTL \$7.95
BPT-013 CMOS 8.95
BPM-012 Combo 14.95
BPU-012 Microprocessor 9.95

ameco ELECTRONICS

1355 SHOREWAY ROAD, BELMONT, CA 94002
4/83 PHONE ORDERS WELCOME - (415) 592-8097 Telex: 176043

Call for Quantity Discounts

NEW! Telex Number Telex 176043

Circle No. 21 on FREE INFORMATION CARD

8K, 16K, 32K, 64K EPROM Programmer



2708, 2716, 2732 & 2764 EPROM Programmer
JE664 EPROM PROGRAMMER
8K TO 64K EPROMS - 24 AND 28 PIN PACKAGES
Self-Contained - Requires No Additional Systems for Operation

Programs, validates, and checks for program errors. Emulates PROMs or EPROMs • RS232C Computer Interface for editing program loading • Loads data into RAM by keyboard • Changes data in RAM by keyboard • Loads RAM from an EPROM • Compares EPROMs to control memories • Copies EPROMs • Power input: 115VAC, 60Hz. • 10W power consumption • Enclosure: Color-coordinated, light tan panels w/molded metal front and back. Size: 15.5/8" L x 8.4/8" D x 3 1/4" H. Wt. 5 1/2 lbs.

JE664-A EPROM Programmer \$995.00
Assembled & Tested. Includes JM16A Module

JE665 - RS232C INTERFACE OPTION - The JE665 RS232C Interface Option improves computer access to the JE664 A RAM. Sample software written in RAM by keyboard. Changes data in RAM by keyboard • Loads RAM from an EPROM • Compares EPROMs to control memories • Copies EPROMs • Power input: 115VAC, 60Hz. • 10W power consumption • Enclosure: Color-coordinated, light tan panels w/molded metal front and back. Size: 15.5/8" L x 8.4/8" D x 3 1/4" H. Wt. 5 1/2 lbs.

JE664-ARS EPROM Prog. w/ JE665 Option \$1195.00
Assembled and Tested. Includes JM16A Module

EPROM JUMPER MODULES - The JE664 JUMPER MODULE (Personally Modified) is a plug-in Module that pre-sets JE664 for proper programming pulses to the EPROM & compares EPROM loaded components for their particular EPROM Part No.

Part No.	EPROM	EPROM MANUFACTURER	PRICE
JM08A	2708	AMD, Motorola, National, Intel	\$14.95
JM16A	2716, TMS2716	Intel, Motorola, National, NEC, TI	\$14.95
JM16B	TMS2716	Motorola, TI (+5, -12, +12)	\$14.95
JM32A	TMS2732	Motorola, TI	\$14.95
JM32B	2732	AMD, Fujitsu, NEC, Hitachi, Intel	\$14.95
JM64A	MC68B764, MC68B764	Motorola	\$14.95
JM64B	2764	Intel	\$14.95
JM64C	TMS2764	TI	\$14.95

8" Floppy Disk Drive

Siemens

- Shugart 801R compatible
- Single-Sided
- 77 Tracks
- 400/800K Bytes Capacity
- Industry Standard

The FDD100A 8" Floppy Disk Drive (Industry Standard) features single or double density. Recording mode: FM single, MFM double density. Transfer rate: 250K bits/sec. Single density, 500K bits/sec. Double density. The FDD100A is designed to work with the single-sided soft sector IBM Diskette I, or, disc cartridge Power, 115VAC @ 50/60Hz, ±24VDC @ 1.7 amps max. ±5VDC @ 1.2 amps max. Unit as pictured above (does not include case, power supply or cables). Size: 8.55" W x 11 1/4" L x 4.5" H. Weights 12 lbs. Incl. 98 pg. manual.
Part No. Price
FDD100-8 Buy 1 for \$269.95 each
FDD100-8 Buy 2 for \$259.95 each
FDD100-8 Buy 10 for \$249.95 each

5 1/4" Mini-Floppy Disk Drive

For TRS-80 MODEL I (Industry Standard)
Features single or double density. Recording mode: FM single, MFM double density. Transfer rate: 250K bits/sec. Single density, 500K bits/sec. Double density. The FDD200 is designed to work with the single-sided soft sector IBM Diskette I, or, disc cartridge Power, 115VAC @ 50/60Hz, ±24VDC @ 1.7 amps max. ±5VDC @ 1.2 amps max. Unit as pictured above (does not include case, power supply or cables). Size: 8.55" W x 11 1/4" L x 4.5" H. Weights 12 lbs. Incl. 98 pg. manual.
Part No. Price
FDD200-8 Buy 1 for \$179.95 each
FDD200-8 Buy 2 for \$169.95 each
FDD200-8 Buy 10 for \$159.95 each

EXPAND YOUR MEMORY

TRS-80 to 16K, 32K, or 48K
Model 1 = From 4K to 16K Requires (1) One Kit
Model 3 = From 4K to 48K Requires (3) Three Kits
Color = From 4K to 16K Requires (1) One Kit

Model 1 Equipped with Expansion Board up to 48K Two Kits Required - One Kit Required for each 16K of Expansion

TRS-16K3 *200ns for Color & Model III \$12.95
TRS-16K4 *250ns for Model I \$10.95

TRS-80 Color 32K or 64K Conversion Kit
Kit comes complete with 8 each 4164-2 (200ns) 64K dynamic RAMs and conversion documentation. Converts TRS 80 color computers with D and E circuit boards, and all new color computers to 32K. Minor modifications at 32K memory will allow the use of all 64K of the dynamic RAM.

TRS-64K2 \$54.95

Sprite-style Fan

- 36cm free air delivery
- 3.125" sq x 1.665" depth
- 10 yrs. cont. duty at 20°C
- 115V 50/60Hz

PWS2107U (Cleaned & tested used) \$ 9.95 ea.
PWS2107F New \$14.95 ea.

Muffin-style Fan

- 105cm free air delivery
- 4.68" sq x 1.50" depth
- 10 yrs. cont. duty at 20°C
- 115V 50/60Hz 14W Wt. 17 oz

MU2A1-U (Cleaned & tested used) \$9.95 ea.
MU2A1-U New \$14.95 ea.

Mostek DC/DC Converter

+5 VOLTS to -9 VOLTS
Input: +5V Output: -9V (regulated) @ 30mA
Printed circuit module. Specifications incl.
DC10 \$2.95 ea. or 2/\$4.95

NATIONAL SEMICONDUCTOR • PANASONIC • QUALITY - Name brand products from nationally recognized manufacturers. **CHEMICALS • ARIES • PLESSEY • MOLEX • E**
AVOID • BISHOP GRADE • N **MACHINE • DIAMOND TOOL • UNGAR • GC CH**
ARIES • PLESSEY • MOLEX • AAVIA • E • J **AS INSTRUMENTS • ITT • P PRODUCTS • DIA**
OK MACHINE • UNGAR • GC CHEMICALS • A **AS INSTRUMENTS • UNGAR • GC CHEMICALS • ARIES**
CONTRACTOR • PATENTOR • PATENTOR **SAVINGS** - Volume Discounts • OEM Quantity Pricing • Toll Free 800 Number **CHEMICALS • ARIES • PLESSEY • MOLEX • E**

INTEGRATED CIRCUITS

7400 TTL	74LS00 TTL	74500 TTL	4000 CMOS
7400	74LS00	74500	4001
7401	74LS01	74501	4002
7402	74LS02	74502	4003
7403	74LS03	74503	4004
7404	74LS04	74504	4005
7405	74LS05	74505	4006
7406	74LS06	74506	4007
7407	74LS07	74507	4008
7408	74LS08	74508	4009
7409	74LS09	74509	4010
7410	74LS10	74510	4011
7411	74LS11	74511	4012
7412	74LS12	74512	4013
7413	74LS13	74513	4014
7414	74LS14	74514	4015
7415	74LS15	74515	4016
7416	74LS16	74516	4017
7417	74LS17	74517	4018
7418	74LS18	74518	4019
7419	74LS19	74519	4020
7420	74LS20	74520	4021
7421	74LS21	74521	4022
7422	74LS22	74522	4023
7423	74LS23	74523	4024
7424	74LS24	74524	4025
7425	74LS25	74525	4026
7426	74LS26	74526	4027
7427	74LS27	74527	4028
7428	74LS28	74528	4029
7429	74LS29	74529	4030
7430	74LS30	74530	4031
7431	74LS31	74531	4032
7432	74LS32	74532	4033
7433	74LS33	74533	4034
7434	74LS34	74534	4035
7435	74LS35	74535	4036
7436	74LS36	74536	4037
7437	74LS37	74537	4038
7438	74LS38	74538	4039
7439	74LS39	74539	4040
7440	74LS40	74540	4041
7441	74LS41	74541	4042
7442	74LS42	74542	4043
7443	74LS43	74543	4044
7444	74LS44	74544	4045
7445	74LS45	74545	4046
7446	74LS46	74546	4047
7447	74LS47	74547	4048
7448	74LS48	74548	4049
7449	74LS49	74549	4050
7450	74LS50	74550	4051
7451	74LS51	74551	4052
7452	74LS52	74552	4053
7453	74LS53	74553	4054
7454	74LS54	74554	4055
7455	74LS55	74555	4056
7456	74LS56	74556	4057
7457	74LS57	74557	4058
7458	74LS58	74558	4059
7459	74LS59	74559	4060
7460	74LS60	74560	4061
7461	74LS61	74561	4062
7462	74LS62	74562	4063
7463	74LS63	74563	4064
7464	74LS64	74564	4065
7465	74LS65	74565	4066
7466	74LS66	74566	4067
7467	74LS67	74567	4068
7468	74LS68	74568	4069
7469	74LS69	74569	4070
7470	74LS70	74570	4071
7471	74LS71	74571	4072
7472	74LS72	74572	4073
7473	74LS73	74573	4074
7474	74LS74	74574	4075
7475	74LS75	74575	4076
7476	74LS76	74576	4077
7477	74LS77	74577	4078
7478	74LS78	74578	4079
7479	74LS79	74579	4080
7480	74LS80	74580	4081
7481	74LS81	74581	4082
7482	74LS82	74582	4083
7483	74LS83	74583	4084
7484	74LS84	74584	4085
7485	74LS85	74585	4086
7486	74LS86	74586	4087
7487	74LS87	74587	4088
7488	74LS88	74588	4089
7489	74LS89	74589	4090
7490	74LS90	74590	4091
7491	74LS91	74591	4092
7492	74LS92	74592	4093
7493	74LS93	74593	4094
7494	74LS94	74594	4095
7495	74LS95	74595	4096
7496	74LS96	74596	4097
7497	74LS97	74597	4098
7498	74LS98	74598	4099
7499	74LS99	74599	4100

TEXAS INSTRUMENTS GOLD EDGEBOARD CONNECTORS

Body: 94 of i.c. connector with Copper-Alum contacts. Accommodates standard IC leads up to 0.126" thick and 0.025" wide. Contacts are designed and oriented to the lead to grasp the lead "heel" of the IC lead, allowing for low insertion and removal forces. Socket is designed to achieve maximum density on boards.

SOLDER TAIL DIP SOCKETS

• Simple design
 • Low profile
 • YOUR CHOICE: TIN OR GOLD
 • Maximum 20 pin spacing on gold sockets

WIRE WRAP DIP SOCKETS

• Standard profile
 • Low profile
 • Wire wrap points back to true position of chip
 • YOUR CHOICE: TIN OR GOLD
 • Maximum 20 pin spacing on gold sockets

TEXAS INSTRUMENTS GOLD EDGEBOARD CONNECTORS

Body: 94 of i.c. connector with Copper-Alum contacts. Accommodates standard IC leads up to 0.126" thick and 0.025" wide. Contacts are designed and oriented to the lead to grasp the lead "heel" of the IC lead, allowing for low insertion and removal forces. Socket is designed to achieve maximum density on boards.

10K CAPACITORS

Price index table for 10K capacitors with various values and tolerances.

PANASONIC LS Series

Miniature Aluminum Electrolytic Capacitors

Part No.	Capacitance	Volts	Temp. Range
100	100µF	50V	-55 to 125°C
101	100µF	63V	-55 to 125°C
102	100µF	75V	-55 to 125°C
103	100µF	100V	-55 to 125°C
104	100µF	150V	-55 to 125°C
105	100µF	200V	-55 to 125°C
106	100µF	250V	-55 to 125°C
107	100µF	300V	-55 to 125°C
108	100µF	350V	-55 to 125°C
109	100µF	400V	-55 to 125°C
110	100µF	450V	-55 to 125°C
111	100µF	500V	-55 to 125°C
112	100µF	600V	-55 to 125°C
113	100µF	700V	-55 to 125°C
114	100µF	800V	-55 to 125°C
115	100µF	900V	-55 to 125°C
116	100µF	1000V	-55 to 125°C

NEW KIT 310 CAPACITORS

Price index table for 310 capacitors with various values and tolerances.

NEW KIT 310 OHM KIT

Price index table for 310 ohm kits with various values and tolerances.

NPO TYPE

For Complete Specs on Physical Size and Electrical Characteristics, consult our FREE DIGIKEY Catalog

Part No.	Capacitance	Volts	Temp. Range
310	100pF	50V	-55 to 125°C
311	100pF	63V	-55 to 125°C
312	100pF	75V	-55 to 125°C
313	100pF	100V	-55 to 125°C
314	100pF	150V	-55 to 125°C
315	100pF	200V	-55 to 125°C
316	100pF	250V	-55 to 125°C
317	100pF	300V	-55 to 125°C
318	100pF	350V	-55 to 125°C
319	100pF	400V	-55 to 125°C
320	100pF	450V	-55 to 125°C
321	100pF	500V	-55 to 125°C
322	100pF	600V	-55 to 125°C
323	100pF	700V	-55 to 125°C
324	100pF	800V	-55 to 125°C
325	100pF	900V	-55 to 125°C
326	100pF	1000V	-55 to 125°C

NEW KIT 310 OHM KIT

Price index table for 310 ohm kits with various values and tolerances.

TANTALUM SUBSTITUTES

Price index table for tantalum substitutes with various values and tolerances.

CAPACITANCE TOLERANCE

Price index table for capacitance tolerance with various values and tolerances.

Part No.	Capacitance	Volts	Temp. Range
410	100µF	50V	-55 to 125°C
411	100µF	63V	-55 to 125°C
412	100µF	75V	-55 to 125°C
413	100µF	100V	-55 to 125°C
414	100µF	150V	-55 to 125°C
415	100µF	200V	-55 to 125°C
416	100µF	250V	-55 to 125°C
417	100µF	300V	-55 to 125°C
418	100µF	350V	-55 to 125°C
419	100µF	400V	-55 to 125°C
420	100µF	450V	-55 to 125°C
421	100µF	500V	-55 to 125°C
422	100µF	600V	-55 to 125°C
423	100µF	700V	-55 to 125°C
424	100µF	800V	-55 to 125°C
425	100µF	900V	-55 to 125°C
426	100µF	1000V	-55 to 125°C

7400 CMOS


7400 CMOS	74LS00 CMOS	74500 CMOS
7400	74LS00	74500
7401	74LS01	74501
7402	74LS02	74502
7403	74LS03	74503
7404	74LS04	74504
7405	74LS05	74505
7406	74LS06	74506
7407	74LS07	74507
7408	74LS08	74508
7409	74LS09	74509
7410	74LS10	74510
7411	74LS11	74511
7412	74LS12	74512
7413	74LS13	74513
7414	74LS14	74514
7415	74LS15	74515
7416	74LS16	74516
7417	74LS17	74517
7418	74LS18	74518
7419	74LS19	74519
7420	74LS20	74520
7421	74LS21	74521
7422	74LS22	74522
7423	74LS23	74523
7424	74LS24	74524
7425	74LS25	74525
7426	74LS26	74526
7427	74LS27	74527
7428	74LS28	74528
7429	74LS29	74529
7430	74LS30	74530
7431	74LS31	74531
7432	74LS32	74532
7433	74LS33	74533
7434	74LS34	74534
7435	74LS35	74535
7436	74LS36	74536
7437	74LS37	74537
7438	74LS38	74538
7439	74LS39	74539
7440	74LS40	74540
7441	74LS41	74541
7442	74LS42	74542
7443	74LS43	74543
7444	74LS44	74544
7445	74LS45	74545
7446	74LS46	74546
7447	74LS47	74547
7448	74LS48	74548
7449	74LS49	74549
7450	74LS50	74550
7451	74LS51	74551
7452	74LS52	74552
7453	74LS53	74553
7454	74LS54	74554
7455	74LS55	74555
7456	74LS56	74556
7457	74LS57	74557
7458	74LS58	74558
7459	74LS59	74559
7460	74LS60	74560
7461	74LS61	74561
7462	74LS62	74562
7463	74LS63	74563
7464	74LS64	74564
7465	74LS65	74565

Parts Values for Builders and Fixers

In Stock! High Quality! Big Selection! Personal Service!

Two-for-One! Programming Books for Your TRS-80®

Save \$7.95



Both For **7.95**

Reg. 7.95 Each

A Home Computer Programs. Household hints let you use your Model III for home finance, meal planning, lawn and plant care, tutorial math problems, Christmas card mailings, even bingo and darts. 330 pages. 62-2069

B Introduction to TRS-80 Graphics. Explores the computer's ability to create appealing graphs, outlines and many more special effects using line printer, character and pixel graphics. For BASIC. 134 pages. 62-2073




Transistor Checker

14.95

Indicates "opens", "shorts" and current gain in small-signal and power types, PNP and NPN. In or out of circuit. Requires "AA" battery. 22-025 ... 14.95


Computer Connectors



Solder 25 D-Submini Peripheral Connectors. Use optional hood when less than 25 conductors are required.

- F** Male. 276-1547 2.99
- G** Female. 276-1548 3.99
- H** Hood. 276-1549 2.19

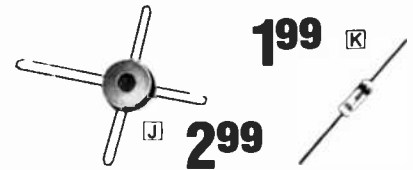
Project Enclosures 31% Off




- "Silver" finish, aluminum chassis, vented steel top.
- C** 2 1/2 x 5 1/16 x 4 5/16". Reg. 6.95. 270-228 Sale 4.77
 - D** 3 1/4 x 7 1/2 x 5 7/8". Reg. 9.95. 270-229 Sale 6.88
 - E** Panel Transfers. 4 sheets. 270-201 2.59

Panel Lettering

Quality Microwave Devices



- J** MRF-901. Low-noise NPN for small-signal RF use to beyond 2 GHz. Manufacturer's prime. 300 mW. 276-2044 2.99
- K** H-P 5082-2835. Schottky barrier diodes. Ideal for UHF and SHF mixers. 1pF max. 276-1124 Pkg. of 2/1.99




Capacitors

1.98

Mylar and ceramic discs. Includes NPOs, Hi-Qs, N-750s. 272-801 Set of 100/1.98

Miniature 4PDT Relays For PC or Socket Mounts

4.99



12VDC. Switches up to 4 circuits. Rated 3A at 125 VAC. 75 mA, 160-ohm coil. 275-214 ... 4.99

120VAC. 4500-ohm coil. 275-212 ... 4.99



1.49 Each

Relay Socket. Rated 3A. For above. 275-221 ... 1.49

Audio Connectors For Stereo Hookup

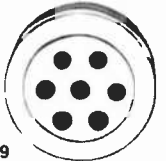
NEW



- L** DIN Plugs. For speaker connection to car stereos. European hi-fi gear. Solder-type. 274-008 2/79c
- M** DIN Inline Jacks. Solder-type. 274-009 2/79c
- N** Stereo Playback Y-Adapter. Adapts phono plugs to 1/8" mike jack. 274-369 1.99

Crystal Mike Element

1.69



For projects that call for sound. High impedance. Perfect for replacement. 270-088 1.69

12VDC Solenoid

3.99



"C" frame. For robotics, model trains, opening valves, more. 31-ohm, 430 mA coil. 273-251 ... 3.99

Project LED Lamps

Cut 30% Reg. 99c **69c**

TLG-107. Light it up with LEDs. High brightness. Mounts in 3/16" hole. 2V at 20 mA typ. Green. 276-034 ... Sale Pkg. 2/69c

30-Gauge Kynar® Wire

50 Feet **2.39**



Color	Cat. No	Spool
Red	278-501	2.39
White	278-502	2.39
Blue	278-503	2.39
Yellow	278-504	2.39

Solid Buss Wire

1.49

50 Feet



Makes ground wiring easy. For PerBoard and PC projects. Pretinned 24-ga. copper. 278-1341 1.49

Micro SPDT 5VDC Relay


2.49



Just 1 1/32 x 3/8 x 1/4". Contacts: 1 amp at 125VAC. 55-ohm, 90 mA coil. .100" centers. 275-240 2.49

8-Position DIP Switch

1.99



For digital or low-current use. Mounts in 16-pin DIP socket or on PC board. 275-1301, 1.99

Assorted Magnet Wire

3 Spools **3.99**



40 ft. of 22-ga., 75 ft. of 26-ga., 200 ft. of 30 ga. Ideal for winding coils. 278-1345 3 Spools/Sale 3.99

Rainbow Wire Packs

2.39 Each



24-ga. solid copper. For low-voltage hookups, intercoms. 2-Conductor. 35: 278-755 ... 2.39 4-Conductor. 25: 278-757 ... 2.39

Fast PIN Photodiode

Save 50c Reg. 1.49 **99c**

TIL413. High linearity. PRV: 30. Diss: 150 mW. Perfect for IR communications, even music. 276-144 ... 99c




Radio Shack®

A DIVISION OF TANDY CORPORATION • OVER 8700 LOCATIONS WORLDWIDE

Retail prices may vary at individual stores and dealers

NETRONICS NEW 16 BIT EXPLORER 88-PC ... \$399.95 IBM COMPATIBLE




LEARN 16 BIT TECHNOLOGY IN EASY LOW-COST STEPS. This 2-board system features (1) an 8088 mother board with a 5-slot expansion bus that will accept any hardware designed for the IBM personal computer and (2) a 64K (expandable to 256K) memory board that also features an IBM compatible RS 232 communications part. All circuits are functionally equivalent to the IBM except for the cassette ROMS. This means that all programs written in basic designed to run in an IBM can be compiled to run in this system and that any disk-operating system that will run on an IBM will work directly in the EXPLORER 88-PC. The system monitor ROM included in the Starter's system features a user-friendly operating system that allows easy program generation and debugging. The commands include display, modify memory, display modify registers...input output data to 1 0 parts...block moves...single-step trace mode...go run with optional breakpoint and register reports...cassette load save with file labels...plus a complete system test program that tests and reports condition of ROM, RAM, cassette interface, timer, DMA controller, interrupt controller, and the communications part. These test programs not only allow easy debugging of software but they serve as hardware and software learning tools.

The EXPLORER 88-PC STARTER'S KIT includes a mother board, memory, I/O board, all components needed, sockets for IC's used, one 62-pin bus connector and complete assembly test instructions. All you need is a soldering iron, solder, a +5 volt @ 3 amps & 5 & -12 volt @ 5 amp power supply and a standard RS 232 terminal (Netronics has 2 low cost ones to choose from).

Explorer 88-PC Starter's Kit \$399.95 + 10.00 p&i (wired & tested add 100.00)
Extra 62-pin connectors @ 4.25 ea + 1.00 p&i

If you do not own a terminal you may want to consider using our IBM compatible keyboard (see photo) in conjunction with an IBM compatible color graphics board. This combination although not necessary at the introductory level may be desirable if you plan to expand the EXPLORER 88-PC to be fully IBM compatible. These items require additional power and are only available wired and tested as follows:

IBM compatible keyboard \$299.95 + 10.00 p&i
IBM compatible color board \$299.95 + 10.00 p&i
Additional ROM required. \$35.00



The EXPLORER 88-PC can be expanded at any pace you decide. Invest and learn at a pace that is comfortable for you. Netronics is dedicated to supplying the finest hardware and software to make this a meaningful learning experience. Hard disks built in modern board erom burner, print buffer system plus more will be available shortly. The following items are available now:

Deluxe heavy-duty steel cabinet that houses either two 5 1/4" floppies or a 5 1/4" hard disk with one floppy. This cabinet features a brush-finish front panel and a wood-grained sleeve that gives the unit a real professional look.

EXPLORER 88-PC Cabinet \$199.95 + 18.00 p&i

A heavy-duty open frame power supply with fan that can be used in your own cabinet or installed into the Netronic cabinet is available as follows:

10 amp power supply for system + 2 floppies \$149.95 + 8.00 p&i

As above + extra power for 1 hard disk \$169.95 + 8.00 p&i

IBM compatible disk controller board. Controls four 5 1/4" floppy drives (w/ 2 drive cable). Available wired and tested only \$250.00 + 8.00 p&i

The monitors and BIOS source listings are available on either disk or hard copy at \$35.00. Please specify format and system required.

INTEL 8086 8088 user manual. \$15.00 + 1.50 p&i

THE 8086 BOOK by RECTOR & ALEX \$1e.00 + 1.50 p&i

Special IBM compatible system with keyboard, color graphics board, floppy disk controller, 64K RAM, cabinet, standard power supply and a single 5 1/4" floppy drive \$1899.95 + 25.00 p&i

*IBM PC is a registered trademark of IBM Corporation.

EXPLORER 85

Learn computing from the ground up. Start with the Explorer/85 Level 'A' kit which includes an expandable mother board. The kit includes the 8085 CPU, 2K Monitor program used to enter, test, run and save programs plus the parts to allow you to start programming. Just add a power supply and terminal or hex keyboard. Level 'A' Terminal version or Hex Keypad version \$129.95 + 3.00 p&i. Add Level 'B' \$49.95 + 2.00 + two 100 pin connectors @ 4.85 ea. and have a powerful S-100 computer. Add Level 'C' \$39.95 + 2.00



p&i + five 100 pin connectors to increase S-100 slots to 6. Add memory using the JAWS 16-64K S-100 board or add Level 'D' 4K to main board \$49.95 + 2.00 p&i. Level 'E' \$5.95 + 1.50 p&i adds decoding for 8K of 2716 eprams. Need a power supply? Use the... 5 amp AP-1 at 39.95 + 2.00 p&i. Select one of our low-cost terminals or use the Hex keypad w/display at 69.95 + 2.00 p&i. Deluxe system cabinet \$49.95 + 3.00 p&i. Optional fan 16.50. Now add Microsoft 8K basic & a powerful Text editor/assembler in ROMS, just 99.95 ea. Add



8" floppy \$49.95 + 12.00 p&i. Floppy controller board \$199.95 + 2.00 p&i. Floppy cabinets & power supply \$69.95 + 3.00 p&i. Two drive cable \$29.95 + 1.50 p&i. Hard disk also available (see insert.)

ORDER A SPECIAL-PRIKE EXPLORER/85 PACK

Beginner Pak (Save \$26.00) - You get Level A (Terminal Version) with Monitor Source Listing (\$25 value) AP-1 5-amp power supply, Intel 8085 Users Manual...(Reg. \$199.95) SPECIAL \$169.95 plus \$4 p&i.

Experimenter Pak (Save \$53.40) - You get Level A (Hex Keypad/Display Version) with Hex Keypad/Display, Intel 8085 User Manual, Level A Hex Monitor Source Listing and AP-1 5-amp. power supply...(Reg. \$279.95) SPECIAL \$219.95 plus \$6 p&i.

Special Microsoft BASIC Pak (Save \$103.) You get Levels A (Terminal Version), B.O. (4K RAM) E. 8K Microsoft in ROM, Intel 8085 User Manual, Level A Monitor Source Listing and AP-1 5-amp. power supply...(Reg. \$439.70) SPECIAL \$329.95 plus \$7 p&i. Add a Rom-Version Text Editor/Assembler (Requires Levels B and O or S100 Memory)... \$99.95 plus \$2 p&i.

Starter 8" Disk System - Includes Level A, B floppy disk controller, one CDC 8" disk-drive, two drive cable, two S100 connectors; just add your own power supplies, cabinets and hardware... (Reg. \$1065.00) SPECIAL \$999.95 plus \$13 p&i... 32K Starter System. \$1045.95 plus \$13 p&i. 48K Starter System. \$1095.95 plus \$13 p&i. 64K Starter System. \$1145.95 plus \$13 p&i.

Add to any of above Explorer steel cabinet, AP-1 five amp. power supply, Level C with two S100 connectors, disk drive cabinet and power supply, two sub-D connectors for connecting your printer and terminal...(Reg. \$225.95) SPECIAL \$199.95 plus \$13 p&i.

Complete 64K System. Wired & Tested... \$1650.00 plus \$26 p&i.

S-100 BOARDS

JAWS MEMORY BOARD. Features the INTEL 8202 for invisible refresh. Designed to be used with 8080, 8085 and 280 CPU's. Works in all well designed S-100 computers. 10 day refund (or exchange wired unit for a Kit) on wired units.

16K Kit 149.95*	16K wired 179.95*
32K Kit 199.95*	32K wired 239.95*
48K Kit 249.95*	48K wired 299.95*
64K Kit 299.95*	64K wired 359.95*

*Add \$2.00 p&i to all above.

4 DRIVE 8" FLOPPY CONTROLLER BOARD Single density (single or double sided) controller using the WD 1771. Includes two serial ports. Plugs into any S-100 computer.

8K 2716 EPROM BOARD. addressable on 8K page boundaries complete with sockets 69.95 + 2.00 p&i.

S-100 ELECTRIC MOUTH. Give your computer the power of speech. Uses National's DIGITALKER with 143 words 99.95 + 2.00 p&i. second word set 39.95 + 1.00 p&i. Board accepts up to 4 word sets or your own custom word rom chips.

UNIVERSAL SPEECH SYNTHESIZER



Use 90 preprogrammed words or generate your own words using phonemes. Perfect for any project that needs speech or for speech development system. Connects to any RS 232 serial or 8 bit parallel port or can be used in a stand alone mode. Speak easy (board only) 159.95 + 3.00 p&i. Cabinet and power transformer 25.00 + 2.00 p&i. **TRS 80 ELECTRIC MOUTH.** Plugs into the expansion slot on the TRS 80 models 1 or 3 (specify type) with 143 word set 119.95 + 3.00 p&i. Includes separate power supply. second word set 39.95 + 1.00 p&i. same specs as S-100 model. **APPLE ELECTRIC MOUTH.** Same as above except this board plugs into any of the Apple expansion slots with 143 word set 99.95 + 3.00 p&i. second word set 39.95 + 1.00 p&i. Accepts 3 word sets or custom word ROMs.

TERMINALS & VIDEO

FASTERM 64 199.95 + 3.00 p&i. Display format: 64 or 32 char/16 lines...96 ASCII characters (w/ case)...8 baud rates, 150 to 19,200...line output: RS 232-C or 20 ma loop...video output: 1V P/P...cursor modes: home & clear screen, erase to end of line, erase cursor line, cursor up and down, auto carriage return/line feed at ends of line and auto scrolling...reverse video...blinking cursor...parity: off, even, or odd...stop bits: 1, 1.5, 2...data bits per character: 5, 6, 7 or 8...printer output: prints all incoming data...1k on board RAM...2k on-board ROM...complete with power supply, cabinet & 56-key ASCII encoded keyboard. Optional graphics mode: includes 34 Greek & math plus 30 special graphic characters: 19.95 prepaid.



FASTERM VIDEO BOARD: 99.95 + 3.00 p&i. **SMARTERM 80** 299.95 + 3.00 p&i. Display format: specify either 80 by 24 or 40 by 16...128 ASCII characters (w/ case)...8 baud rates: 110 to 19,200...line output: RS232C or 20 ma current loop...video output: 1V P/P...editing features: insert/delete line, insert/delete character, forward/back tab...line or page transmit...page print function...cursor positioning: up, down, right, left, plus absolute cursor positioning with read back...visual attributes: underline, blink, reverse video, half intensity & blank...graphics: 12,000 pixel resolution block plus line graphics...on-screen parity indicator...parity: off, even or odd...stop bits: 110 baud 2, all others 1...printer output...60 or 50 Hz vertical re-

fresh, blinking block cursor...2k on-board RAM...ASCII encoded keyboard: 56 keys, 128 characters...4k on-board ROM...complete with power supply & cabinet

SMARTERM VIDEO BOARD: 199.95 + 3.00 p&i
ZENITH VIDEO MONITOR (green phosphor): 149.95 + 6.00 p&i
RF MODULATOR (kit only): 8.95 + 1.00 p&i
3-ft. cable with DB 25 connectors: 14.95 + 2.00 p&i

HARD DISK

Add up to four 6 or 12 megabyte hard disks to your S-100 system. Automatically installs itself to any standard CPM 2.2 BIOS. 6 megabytes 2495.00 + 15.00 p&i. 12 megabytes 2995.00 + 15.00 p&i. Disk to test your system compatibility 5.00.

SOFTWARE

We are distributors for all Systems Plus & Micro pro software. Call for prices. CPM 2.2 150.00
Microsoft disk basic 325.00. Special Business Pac includes CP/M, BASIC, GL, AR, AP & Payroll 699.95 (save 625.00).

CLIP AND MAIL ENTIRE AD

*Can stand for postage & insurance *For Canadian orders double this amount
CP/M is a reg. trademark of Digital Research

TO ORDER Call Toll Free

800-243-7428

To order from Connecticut or for technical assistance call (203) 334-9375. Conn. residents add sales tax.

VISA MASTERCARD (Bank No. _____)
Acc't No. _____

Exp. Date _____

SEND ME THE ITEMS CHECKED IN AD

Signature _____

Print Name _____

Address _____

City _____

State _____

Zip _____



NETRONICS R & D LTD.
333 Litchfield Road,
New Milford, CT 06776

4164 64K DYNAMIC \$625

200 NS

TMM2016 2KX8 STATIC \$415

200 NS

ALL MERCHANDISE 100% GUARANTEED!

CALL US FOR VOLUME QUOTES

STATIC RAMS

2101	256 x 4 (450ns)	1.95
5101	256 x 4 (450ns) (cmos)	3.95
2102-1	1024 x 1 (450ns)	.89
2102L-4	1024 x 1 (450ns) (LP)	1.29
2102L-2	1024 x 1 (250ns) (LP)	1.69
2111	256 x 4 (450ns)	2.99
2112	256 x 4 (450ns)	2.99
2114	1024 x 4 (450ns)	8/14.95
2114L-4	1024 x 4 (450ns) (LP)	8/15.25
2114L-3	1024 x 4 (300ns) (LP)	8/15.45
2114L-2	1024 x 4 (200ns) (LP)	8/15.95
2147	4096 x 1 (55ns)	4.95
TMS4044-4	4096 x 1 (450ns)	3.49
TMS4044-3	4096 x 1 (300ns)	3.99
TMS4044-2	4096 x 1 (200ns)	4.49
MK4118	1024 x 8 (250ns)	9.95
TMM2016-200	2048 x 8 (200ns)	4.15
TMM2016-150	2048 x 8 (150ns)	4.95
TMM2016-100	2048 x 8 (100ns)	6.15
HME6116-4	2048 x 8 (200ns) (cmos)	4.95
HME6116-3	2048 x 8 (150ns) (cmos)	5.95
HME6116-2	2048 x 8 (120ns) (cmos)	8.95
HME6116LP-4	2048 x 8 (200ns) (cmos)(LP)	6.95
HME6116LP-3	2048 x 8 (150ns) (cmos)(LP)	8.95
HME6116LP-2	2048 x 8 (120ns) (cmos)(LP)	10.95
Z-6132	4096 x 8 (300ns) (Qstat)	34.95

LP - Low Power Qstat - Quasi-Static

DYNAMIC RAMS

TMS4027	4096 x 1 (250ns)	1.99
UPD411	4096 x 1 (300ns)	3.00
MMS280	4096 x 1 (300ns)	3.00
MK4108	8192 x 1 (200ns)	1.95
MMS298	8192 x 1 (250ns)	1.85
4116-300	16384 x 1 (300ns)	8/11.75
4116-250	16384 x 1 (250ns)	8/11.95
4116-200	16384 x 1 (200ns)	8/13.95
4116-150	16384 x 1 (150ns)	8/15.95
4116-120	16384 x 1 (120ns)	8/29.95
2118	16384 x 1 (150ns) (5v)	4.95
4164-200	65536 x 1 (200ns) (5v)	6.25
4164-150	65536 x 1 (150ns) (5v)	7.25

5V = single 5 volt supply

EPROMS

1702	256 x 8 (1us)	4.50
2708	1024 x 8 (450ns)	3.95
2758	1024 x 8 (450ns)(5v)	5.95
2716	2048 x 8 (450ns)(5v)	3.95
2716-1	2048 x 8 (350ns)(5v)	6.25
TMS2516	2048 x 8 (450ns)(5v)	5.50
TMS2716	2048 x 8 (450ns)	7.95
TMS2532	4096 x 8 (450ns)(5v)	7.95
2732	4096 x 8 (450ns)(5v)	4.95
2732-250	4096 x 8 (250ns)(5v)	12.95
2732-200	4096 x 8 (200ns)(5v)	16.95
2764	8192 x 8 (450ns)(5v)	16.95
2764-250	8192 x 8 (250ns)(5v)	18.95
2764-200	8192 x 8 (200ns)(5v)	24.95
TMS2564	8192 x 8 (450ns)(5v)	24.95
MC68764	8192 x 8 (450ns)(5v)(24 pin)	39.95

5v = Single 5 Volt Supply

EPROM ERASERS

PE-14	Timer	Capacity Chip	Intensity (uW/Cm ²)	
PE-14		6	5,200	83.00
PE-14T	X	6	5,200	119.00
PE-24T	X	9	6,700	175.00
PL-265T	X	20	6,700	255.00
PR-125T	X	16	15,000	349.00
PR-320	X	32	15,000	595.00

DISC CONTROLLERS

1771	16.95
1791	29.95
1793	38.95
1795	54.95
1797	54.95
6843	34.95
8272	39.95
UPD765	39.95
1691	18.95
2143	18.95

INTERFACE

8T26	1.69
8T28	2.49
8T95	.99
8T96	.99
8T97	.99
8T98	.99
DM8131	2.95
DP8304	2.29
DS8835	1.99
DS8836	.99

MISC.

3242	7.95
3341	4.95
MC3470	4.95
MC3480	9.00
11C90	13.95
95H90	7.95
2513-001 UP	9.95
2513-002 LOW	9.95

SOUND CHIPS

76477	3.95
76489	8.95
AY3-8910	12.95
MC3340	1.49

CRT CONTROLLERS

6845	14.95
68B45	35.95
HD46505SP	15.95
6847	12.25
MC1372	6.95
68047	24.95
8275	29.95
7220	99.95
CRT5027	39.95
CRT5037	49.95
TMS9918A	39.95
DP8350	49.95

BIT-RATE GENERATORS

MC14411	11.95
BR1941	11.95
4702	12.95
COM5016	16.95
COM8116	10.95
MMS307	10.95

UARTS

AY3-1014	6.95
AY5-1013	3.95
AY3-1015	6.95
PT1472	9.95
TR1602	3.95
2350	9.95
2651	8.95
TMS6011	5.95
IM6402	7.95
IM6403	8.95
INS8250	14.95

KEYBOARD CHIPS

AY5-2376	11.95
AY5-3600	11.95

CLOCK CIRCUITS

MMS5314	4.95
MMS369	3.95
MMS375	4.95
MMS8167	8.95
MMS8174	11.95
MMS832	6.95

Z-80 2.5 Mhz

Z80-CPU	3.95
Z80-CTC	5.95
Z80-DART	15.25
Z80-DMA	17.50
Z80-PIO*	5.75
Z80-SIO/0	18.50
Z80-SIO/1	18.50
Z80-SIO/2	18.50
Z80-SIO/9	16.95

4.0 Mhz

Z80A-CPU	6.00
Z80A-CTC	8.65
Z80A-DART	18.75
Z80A-DMA	27.50
Z80A-PIO	6.00
Z80A-SIO/0	22.50
Z80A-SIO/1	22.50
Z80A-SIO/2	22.50
Z80A-SIO/9	19.95

6.0 Mhz

Z80B-CPU	17.95
Z80B-CTC	15.50
Z80B-PIO	15.50

ZILOG

Z6132	34.95
Z8671	39.95

CRYSTALS

32.768 khz	1.95
1.0 mhz	4.95
1.8432	4.95
2.0	3.95
2.097152	3.95
2.4576	3.95
3.2768	3.95
3.579535	3.95
4.0	3.95
5.0	3.95
5.0688	3.95
5.185	3.95
5.7143	3.95
6.0	3.95
6.144	3.95
6.5536	3.95
8.0	3.95
10.738635	3.95
14.31818	3.95
15.0	3.95
16.0	3.95
17.430	3.95
18.0	3.95
18.432	3.95
20.0	3.95
22.1184	3.95
32.0	3.95

DATA ACQUISITION

ADC0800	15.55
ADC0804	3.49
ADC0809	4.49
ADC0817	9.95
DAC0800	4.95
DAC0806	1.95
DAC0808	2.95
DAC1020	8.25
DAC1022	5.95
MC1408L6	1.95
MC1408L8	2.95

8000

8035	5.95
8039	6.95
INS-8060	17.95
INS-8073	24.95
8080	3.95
8085	5.95
8085A-2	11.95
8086	29.95
8087	CALL
8088	39.95
8089	89.95
8155	7.95
8156	8.95
8185	29.95
8185-2	39.95
8741	39.95
8748	29.95
8755	32.00

8200

8202	29.95
8203	39.95
8205	3.50
8212	1.80
8214	3.85
8216	1.75
8224	2.25
8226	1.80
8228	3.49
8237	19.95
8238	4.49
8243	4.45
8250	10.95
8251	4.49
8253	6.95
8253-5	7.95
8255	4.49
8255-5	5.25
8257	7.95
8257-5	8.95
8259	6.90
8259-5	7.50
8271	39.95
8272	39.95
8275	29.95
8279	8.95
8279-5	10.00
8282	6.50
8283	6.50
8284	5.50
8286	6.50
8287	6.50
8288	25.00
8289	49.95

6800

68000	59.95
6800	4.95
6802	7.95
6808	13.90
6809E	19.95
6809	12.95
6810	2.95
6820	4.95
6821	3.25
6828	14.95
6840	12.95
6843	34.95
6844	25.95
6845	14.95
6847	12.25
6850	3.45
6852	5.75
6860	9.95
6862	11.95
6875	6.95
6880	2.25
6883	24.95
68047	24.95
68488	19.95

6800 1MHZ

68B00	10.95
68B02	22.25
68B09E	29.95
68B09	29.95
68B10	7.95
68B21	12.95
68B45	35.95
68B50	12.95

6800 2MHZ

6502	5.95
6504	6.95
6505	8.95
6507	9.95
6520	4.35
6522	8.75
6532	11.25
6545	22.50
6551	11.85

6500 1MHZ

6502A	9.95
6522A	11.70
6532A	12.40
6545A	28.50
6551A	12.95

6500 3MHZ

6502B	14.95
-------	-------

FUNCTION GENERATORS

MC4024	3.95
LM566	1.49
XR2206	3.75
8038	3.95

EXAR


XR 2206	3.75
XR 2207	3.85
XR 2208	3.90
XR 2211	5.25
XR 2240	3.25

INTERSIL

ICL7103	9.50
ICL7106	9.95
ICL7107	12.95
ICL7660	2.95
ICL8038	3.95
ICM7207A	5.59
ICM7208	15.95

9000 SERIES

9316	1.00
9334	2.50
9368	3.95
9401	9.95
9601	.75
9602	1.50
96S02	1.95



JDR MICRODEVICES, INC.

1224 S. Bascom Avenue
San Jose, CA 95128

800-538-5000 • 800-662-6279 (CA)
(408) 995-5430 • Telex 171-110

© 1982 JDR MICRODEVICES, INC.

— NEW HOURS —
M-W-F, 9-5
T-TH., 9-9 Sat. 11-3
PLEASE USE YOUR CUSTOMER NUMBER WHEN ORDERING

TERMS: For shipping include \$2 for UPS Ground or \$3 for UPS Blue Label Air. Items over 5 pounds require additional shipping charges. Foreign orders include sufficient amount for shipping. There is a \$10 minimum order. Bay Area and Los Angeles Counties add 6% Sales Tax. Other California residents add 6% Sales Tax. We reserve the right to substitute manufacturer. Not responsible for typographical errors. Prices are subject to change without notice. We will match or beat any competitor's price provided it is not below our cost.

74LS00

74LS00	.24	74LS86	.39	74LS169	1.75	74LS323	3.50
74LS01	.25	74LS90	.55	74LS170	1.49	74LS324	1.75
74LS02	.25	74LS91	.89	74LS173	.69	74LS352	1.29
74LS03	.25	74LS92	.55	74LS174	.55	74LS353	1.29
74LS04	.24	74LS93	.55	74LS175	.55	74LS363	1.35
74LS05	.25	74LS95	.75	74LS181	2.15	74LS364	1.95
74LS08	.28	74LS96	.89	74LS189	8.95	74LS365	.49
74LS09	.29	74LS107	.39	74LS190	.89	74LS366	.49
74LS10	.25	74LS109	.39	74LS191	.89	74LS367	.45
74LS11	.35	74LS112	.39	74LS192	.79	74LS368	.45
74LS12	.35	74LS113	.39	74LS193	.79	74LS373	.99
74LS13	.45	74LS114	.39	74LS194	.69	74LS374	.99
74LS14	.59	74LS122	.45	74LS195	.69	74LS377	1.39
74LS15	.35	74LS123	.79	74LS196	.79	74LS378	1.19
74LS20	.25	74LS124	2.90	74LS197	.79	74LS379	1.35
74LS21	.29	74LS125	.49	74LS221	.89	74LS385	1.90
74LS22	.25	74LS126	.49	74LS240	.95	74LS386	.45
74LS26	.29	74LS132	.59	74LS241	.99	74LS390	1.19
74LS27	.29	74LS133	.59	74LS242	.99	74LS393	1.19
74LS28	.35	74LS136	.39	74LS243	.99	74LS395	1.19
74LS30	.25	74LS137	.99	74LS244	.99	74LS399	1.49
74LS32	.29	74LS138	.55	74LS245	1.49	74LS424	2.95
74LS33	.55	74LS139	.55	74LS247	.75	74LS447	.37
74LS37	.35	74LS145	1.20	74LS248	.99	74LS490	1.95
74LS38	.35	74LS147	2.49	74LS249	.99	74LS624	3.99
74LS40	.25	74LS148	1.35	74LS251	.59	74LS668	1.69
74LS42	.49	74LS151	.55	74LS253	.59	74LS669	1.89
74LS47	.75	74LS153	.55	74LS257	.59	74LS670	1.49
74LS48	.75	74LS154	1.90	74LS258	.59	74LS674	9.65
74LS49	.75	74LS155	.69	74LS259	2.75	74LS682	3.20
74LS51	.25	74LS156	.69	74LS260	.59	74LS683	3.20
74LS54	.29	74LS157	.65	74LS266	.55	74LS684	3.20
74LS55	.29	74LS158	.59	74LS273	1.49	74LS685	3.20
74LS63	1.25	74LS160	.69	74LS275	3.35	74LS688	2.40
74LS73	.39	74LS161	.65	74LS279	.49	74LS689	3.20
74LS74	.35	74LS162	.69	74LS280	1.98	74LS783	24.95
74LS75	.39	74LS163	.65	74LS283	.69	81LS95	1.49
74LS76	.39	74LS164	.69	74LS290	.89	81LS96	1.49
74LS78	.49	74LS165	.95	74LS293	.89	81LS97	1.49
74LS83	.60	74LS166	1.95	74LS295	.99	81LS98	1.49
74LS85	.69	74LS168	1.75	74LS298	.89	25LS2521	2.80
				74LS299	1.75	25LS2569	4.25

IC SOCKETS

8 pin ST	1.99	100
14 pin ST	.13	.11
16 pin ST	.15	.12
18 pin ST	.20	.18
20 pin ST	.29	.27
22 pin ST	.30	.27
24 pin ST	.30	.27
28 pin ST	.40	.32
40 pin ST	.49	.39
64 pin ST	4.25	call
ST - SOLDERTAIL		
8 pin WW	.59	.49
14 pin WW	.69	.52
16 pin WW	.69	.58
18 pin WW	.99	.90
20 pin WW	1.09	.98
22 pin WW	1.39	1.28
24 pin WW	1.49	1.35
25 pin WW	1.69	1.49
43 pin WW	1.99	1.80
WW - WIREWRAP		
13 pin ZIF	6.75	call
24 pin ZIF	9.95	call
23 pin ZIF	10.95	call
ZIF TEXT TOOL (Zero Insertion Force)		

7400

7400	.19	74132	.45
7401	.19	74136	.50
7402	.19	74141	.65
7403	.19	74142	2.95
7404	.19	74143	2.95
7405	.25	74145	.60
7406	.29	74147	1.75
7407	.29	74148	1.20
7408	.24	74150	1.35
7409	.19	74151	.55
7410	.19	74152	.65
7411	.25	74153	.55
7412	.30	74154	1.25
7413	.35	74155	.75
7414	.49	74156	.65
7416	.25	74157	.55
7417	.25	74159	1.65
7420	.19	74160	.85
7421	.35	74161	.69
7422	.35	74162	.85
7423	.29	74163	.69
7425	.29	74164	.85
7426	.29	74165	.85
7427	.29	74186	1.00
7428	.45	74167	2.95
7430	.19	74170	1.65
7432	.29	74172	5.95
7433	.45	74173	.75
7437	.29	74174	.89
7438	.29	74175	.89
7440	.19	74176	.89
7442	.49	74177	.75
7443	.65	74178	1.15
7444	.69	74179	1.75
7445	.69	74180	.75
7446	.69	74181	2.25
7447	.69	74182	.75
7448	.69	74184	2.00
7450	.19	74185	2.00
7451	.23	74186	18.50
7453	.23	74190	1.15
7454	.23	74191	1.15
7460	.23	74192	.79
7470	.35	74193	.79
7472	.29	74194	.85
7473	.34	74195	.85
7474	.33	74196	.79
7475	.45	74197	.75
7476	.35	74198	1.35
7480	.59	74199	1.35
7481	1.10	74221	1.35
7482	.95	74246	1.35
7483	.50	74247	1.85
7485	.59	74248	1.25
7486	.35	74249	1.95
7489	2.15	74251	.75
7490	.35	74259	2.25
7491	.40	74265	1.35
7492	.50	74273	1.95
7493	.35	74276	1.25
7494	.65	74279	.75
7495	.55	74283	2.00
7496	.70	74284	3.75
7497	2.75	74285	3.75
74100	1.75	74290	.95
74107	.30	74293	.75
74109	.45	74298	.85
74110	.45	74351	2.25
74111	.55	74365	.65
74116	1.55	74366	.65
74120	1.20	74367	.65
74121	.29	74368	.65
74122	.45	74376	2.20
74123	.49	74390	1.75
74125	.45	74393	1.35
74126	.45	74425	3.15
74128	.55	74426	.85
		74490	2.55

CMOS

4080	.29	4527	1.95
4081	.25	4528	1.19
4082	.25	4531	.95
4086	.89	4532	1.95
4087	.29	4538	1.95
4088	.95	4539	1.95
4089	.39	4541	2.64
4010	.45	4543	1.19
4011	.25	4553	5.79
4012	.25	4555	.95
4013	.38	4556	.95
4014	.79	4581	1.95
4015	.39	4582	1.95
4016	.39	4584	.75
4017	.69	4585	.75
4018	.79	4702	12.95
4019	.39	74C00	.35
4020	.75	74C02	.35
4021	.79	74C04	.35
4022	.79	74C08	.35
4023	.29	74C10	.35
4024	.65	74C14	.59
4025	.29	74C20	.35
4026	1.65	74C30	.35
4027	.45	74C32	.39
4028	.69	74C42	1.29
4029	.79	74C48	1.99
4030	.39	74C73	.65
4034	1.95	74C74	.65
4035	.85	74C76	.80
4040	.75	74C83	1.95
4041	.75	74C85	1.95
4042	.69	74C86	.39
4043	.85	74C89	4.50
4044	.79	74C90	1.19
4046	.85	74C93	1.75
4047	.95	74C95	.99
4049	.35	74C107	.89
4050	.35	74C150	5.75
4051	.79	74C151	2.25
4053	.79	74C154	3.25
4060	.89	74C157	1.75
4066	.39	74C160	1.19
4068	.39	74C161	1.19
4069	.29	74C162	1.19
4070	.35	74C163	1.19
4071	.29	74C164	1.39
4072	.29	74C165	2.00
4073	.29	74C173	.79
4075	.29	74C174	1.19
4076	.79	74C175	1.19
4078	.29	74C192	1.49
40E1	.29	74C193	1.49
40E2	.29	74C195	1.39
40E5	.95	74C200	5.75
40E6	.95	74C221	1.75
40E3	.49	74C373	2.45
40E8	2.49	74C374	2.45
40E9	1.95	74C901	.39
14409	12.95	74C902	.85
14410	12.95	74C903	.85
14411	11.95	74C905	10.95
14412	12.95	74C906	.95
14419	7.95	74C907	1.00
14433	4.18	74C908	2.00
45C2	.95	74C909	2.75
45C3	.65	74C910	9.95
45C8	1.95	74C911	8.95
4510	.85	74C912	8.95
4511	.85	74C914	1.95
4512	.85	74C915	1.75
4514	1.25	74C918	2.15
4515	1.79	74C920	17.95
4516	1.55	74C921	15.95
4518	.89	74C922	4.49
4519	.39	74C923	4.95
4520	.79	74C925	5.95
4522	1.25	74C926	7.95
4526	1.25	74C928	7.95
		74C929	19.95

CONNECTORS

RS232 MALE	2.95
RS232 FEMALE	3.50
RS232 FEMALE	
RIGHT ANGLE	5.25
RS232 HOOD	1.25
5-100 ST	3.95
5-100 WW	4.95

DIP SWITCHES


4 POSITION	.85
5 POSITION	.90
6 POSITION	.90
7 POSITION	.95
8 POSITION	.95

Prices Slashed! 74S00

74S00	.32	74S163	1.95
74S02	.35	74S168	3.95
74S03	.35	74S169	3.95
74S04	.35	74S174	.95
74S05	.35	74S175	.95
74S08	.35	74S181	3.95
74S09	.40	74S182	2.95
74S10	.35	74S188	1.95
74S11	.35	74S189	6.95
74S15	.35	74S194	1.49
74S20	.35	74S195	1.49
74S22	.35	74S196	1.49
74S30	.35	74S197	1.49
74S32	.40	74S201	6.95
74S37	.88	74S225	7.95
74S38	.85	74S240	2.20
74S40	.35	74S241	2.20
74S51	.35	74S244	2.20
74S64	.40	74S251	.95
74S65	.40	74S253	.95
74S74	.50	74S257	.95
74S85	1.99	74S258	.95
74S86	.50	74S260	.79
74S112	.50	74S274	19.95
74S113	.50	74S275	19.95
74S114	.55	74S280	1.95
74S124	2.75	74S287	1.90
74S132	1.24	74S288	1.90
74S133	.45	74S289	6.89
74S134	.50	74S301	6.95
74S135	.89	74S37	

WE TAKE YOU BY THE HAND!

You'll learn all about computers: how to build, program, service, even play TV games—without knowing the first thing about it!



The New ELF II "Beginners" Package

Your own expandable micro-computer kit, 5 diagnostic analyzers plus circuit, programming, diagnostic manuals, even games you can play on TV. All only \$139.95.

Even if you don't know bits from bytes, now it's easy and inexpensive to build your own micro-computer. Learn how it works, program it, service it, even play games with it on your TV! It's here in the New ELF II "Beginners" Package, only from Netronics. Only \$139.95. Here's the package: 1. Your own micro-computer, the famous ELF II (featuring the RCA 1802 CMOS microprocessor) in kit form with step-by-step instructions on how to build it. Diagnostic Analyzers including 2. your own Logic Probe, 3. Pulse Catcher, 4. 8 bit Test Register, 5. Logic Analyzer, 6. Gate Arrays, 7. Non-Technical Manuals on how to use analyzers, how to get into the guts of the computer, what makes it tick, how to service it. 8. Sample Programs that teach you machine language programming plus how to correct or "debug" any programming mistakes. 9. TV games you can play. If your TV set has no video input, an optional converter (RF Modulator), is available. Then, once you've got this "Beginners" Package under your belt, keep on expanding your ELF II with additions like the Typewriter Key Board, added RAM, Full Basic Interpreter, Electric Mouth Talking Board, Color/Music, A/D/D/A Boards for Robot Controls and much, much more. We'll take you by the hand with the New ELF II "Beginners" Package. Only \$139.95. Mail or phone in your order today and begin.

Specifications: ELF II "Beginners" Package
The computer features an RCA CMOS 1802 8-bit microprocessor addressable to 64K bytes with DMA, interrupt, 18 Registers, ALU, 256 byte RAM expandable to 64K bytes, Professional Hex keyboard, fully decoded so there's no need to waste memory with keyboard scanning circuits, built in power regulator, 5-slot plug-in expansion BUS (less connectors), stable crystal clock, formatting purposes and a double-sided (plated) through PCB board plus RCA 1801 video IC to display any segment of memory on a video monitor or TV screen along with the logic and support circuitry you need to learn every one of the RCA 1802's capabilities. The diagnostic analyzers aid in understanding and trouble shooting your ELF II, as well as other computer and microprocessor products.

Continental U.S.A. Credit Card Buyers Outside Connecticut

CALL TOLL FREE 800-243-7428

To Order From Connecticut or For Technical Assistance, Etc.,

Call (203) 354-9375

NETRONICS R&D LTD. Dept. CE-4
333 Litchfield Road, New Milford, CT 06776

Please send the items checked below:

- ELF II "Beginners" Kit \$139.95
- RF Modulator \$ 8.95

Plus \$3.00 for postage, handling and insurance
(\$6.00 Canada)

Connecticut Residents add sales tax

Total Enclosed \$

- Personal Check Cashier's Check/Money Order
- Visa Master Charge (Bank No. _____)

Acct. No. _____

Signature _____ Exp. Date _____

Print _____

Name _____

Address _____

City _____

State _____ Zip _____

QUALITY parts at DISCOUNT PRICES

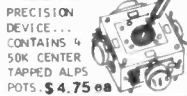


2-WAY CAR STEREO SPEAKER SYSTEM

THESE SPEAKERS COME IN HEAT RESISTANT ABS CABINETS, EACH CONTAIN A 4" 10 OZ WOODER AND 2" TWEETER, 15 WATT NOM., 45 WATT MAX. POWER RATING, COMPARE TO \$80.00 VALUE... SPECIAL PRICE... \$36.00 PER PAIR.....

LIMITED NUMBER AVAILABLE.

JOYSTICK

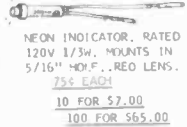


PRECISION DEVICE... CONTAINS 4 50K CENTER TAPPED ALPS POTS. \$ 4.75 ea

VARACTOR DIODE

16 PF MV2205 3 FOR \$1.00
100 FOR \$30.00
BB-103 4 FOR \$1.00
100 FOR \$22.50

120V INDICATOR



NEON INDICATOR, RATED 120V 1/3W. MOUNTS IN 5/16" HOLES, RED LENS. 75¢ EACH
10 FOR \$7.00
100 FOR \$65.00

0-15 VDC METER



THIS 2 1/4" SQUARE METER MEASURES 0-15 VDC. \$4.50 EACH

BLACK PLASTIC CASE



PAC-TEC SERIES C
BLACK PLASTIC ENCLOSURE ADJUSTABLE HEIGHT FROM 1.63" TO 2.93"; WIDTH 6.83"; DEPTH 8". BUILT-IN STAND OFFS FOR P.C. BOARDS. FRONT AND BACK PANELS NOT INCLUDED... \$5.25 PER CASE

PHOTO-FLASH CAPACITORS

35 MFD 330 VOLT 1" X 5/8" DIA. 45¢ EACH... 10 FOR \$4.00
170 MFD 330 VOLT 1 1/8" X 7/8" 2 FOR \$1.50/10 FOR \$7.00

750 MFD 330 VOLT 2" HIGH X 1 1/4" DIA. \$1.25 EACH 10 FOR \$11.00

COMPUTER GRADE CAPACITOR

1700 mfd. 150VDC \$2.00
2 1/2" DIA X 4 3/4" HIGH
3,600 mfd. 40VDC \$1.00
1 3/8" DIA. X 3" HI
6,400 mfd. 60VDC \$2.50
1 3/8" DIA X 4 1/4"
12,000 mfd. 40 VDC \$3.00
2" DIA X 4 1/2" HIGH
18,000 mfd. 75 VDC \$4.00
2 1/2" DIA X 4 1/2" HIGH
22,000 mfd. 15 VDC 2" DIA X 2 1/2" HIGH \$2.00
22,000 mfd. 40VDC 2" DIA. X 6" HIGH \$3.00
24,000 mfd. 30 VDC 1 3/4" DIA X 4" HI \$3.50
31,000 mfd. 15 VDC 1 3/4" DIA X 4" HI \$2.50
72,000 mfd. 15 VDC 2" DIA. X 4" HIGH \$3.50

COMPUTER GRADE CAPACITOR SPECIAL

180,000 mfd. at 6V 2 1/4" DIA X 4 1/2" HIGH \$1.50
CLAMPS TO FIT CAPACITORS 50¢ ea

DC WALL TRANSFORMER ALL ARE 115 VAC PLUG IN
4 VDC at 100 MA \$2.50
9 VDC at 70 MA \$2.00
9 VDC at 225 MA \$3.00
16.5 VAC at 10 VA \$3.50
17 VAC at 500 MA \$4.00
22 VDC at 60 MA \$2.50

TRANSFORMERS

120 volt primaries
5.6 VOLTS at 750 MA \$3.00
6 VOLTS at 150 MA \$1.25
16.5 V. at 3 AMPS \$6.50
18 V. at 650 MA \$3.50
18 VOLTS at 1 AMP \$4.50
18 VCT. at 2 AMP \$5.50
24 VOLTS at 250 ma \$2.50
24 VCT. at 1 AMP \$4.50
42 VCT. at 1.2 AMP \$4.50

L.E.D.'s

STANDARD JUMBO DIFFUSED
RED 10 FOR \$1.50
GREEN 10 FOR \$2.00
YELLOW 10 FOR \$2.00
FLASHER LED 5 VOLT OPERATION
RED JUMBO SIZE \$1.00 EACH
BI POLAR LED 2 FOR \$1.70
SUB MINI LED RED
.079" X .098" 10 FOR \$1.00
20mA at 1.75V 200 FOR \$18.00

LED HOLDERS TWO PIECE HOLDER FOR JUMBO LED 10 FOR 65¢ 200 FOR \$10.00

CRYSTALS CASE STYLE HC33/U
2 MHz COLORBURST \$3.50 EACH
\$5.00 EACH 3579, 545 KC \$1.00 EACH

FREE! SEND FOR OUR NEW 1983 40 PAGE CATALOG FREE!

MINIATURE 6VDC RELAY
SUPER SMALL SPOT RELAY; GOLD COBALT CONTACTS... RATED 1 AMP AT 30 VDC; HIGHLY SENSITIVE, TTL DIRECT DRIVE POSSIBLE, OPERATES FROM 4.3 TO 6 V, COIL RES. 220 OHM. 1 3/16" X 13/32" X 7/16" AROMAT + RSD-6V
\$1.50 EACH
10 FOR \$13.50

4PDT RELAY
14 pin sigs
3 amp contacts
24 volt d.c. or 120 volt a.c.
\$1.70 EACH
specify coil voltage
LARGE QUANTITIES AVAILABLE
SOCKETS FOR RELAY 50¢ each

4 WATT STEREO AMP
ASSEMBLY INCLUDES VOLUME, BALANCE AND TONE CONTROLS, CERAMIC PHONE INPUT, LINE INPUT AND 8 OHM OUTPUT FOR SPEAKER OR HEADPHONES.
OPERATES ON 12 VAC @ 500MA.
OUR ABOVE 12 VOLT TRANSFORMER IS IDEAL FOR THIS APPLICATION \$4.50 EACH

MINI-PUSH BUTTON
5 P.S.T. MOMENTARY NORMALLY OPEN
1/4" BUSHING
35¢ EACH 10 FOR \$3.25
100 FOR \$30.00
SPECIFY COLOR: RED, BLACK, WHITE, GREEN, YELLOW.

EDGE CONNECTOR
ALL ARE .156" SPACING
15 PIN GOLD SOLDER EYELET \$1.75 EACH
15/30 GOLD SOLDER EYELET \$2.00 EACH
18/36 GOLD SOLDER EYELET \$2.00 EACH
22/44 GOLD SOLDERTAIL (P.C. STYLE) \$2.50 EA 10 FOR \$22.50
22/44 GOLD SOLDER EYELET \$2.50 EACH

6 VDC RELAY
MINIATURE D.P.D.T.
3 AMP CONTACTS
FUJITSU B FBR3210006
\$1.75 EA 10 / 16.00

13 VDC RELAY
CONTACT: S.P.N.C.
10 AMP @ 120 VAC
ENERGIZE COIL TO OPEN CONTACT...
COIL: 13 VDC 650 OHMS
SPECIAL PRICE \$1.00 EACH

KEY SWITCH
S.P.S.T.
4 AMPS @ 125 VAC
KEY REMOVES BOTH POSITIONS \$3.50 EA

2 CHANNEL LIGHT ORGAN
EASILY HOOKS INTO STEREO SPEAKERS AND ALLOWS 110 VAC LIGHTS TO DANCE WITH MUSIC. TWO SEPARATE 110 VAC OUTPUTS FOR HIGH AND LOW FREQUENCY AUDIO SIGNALS. USE TWO ORGANS FOR STEREO... \$6.50 PER UNIT
COLOR LIGHT STRING AVAILABLE \$1.75 EA

FOOT CONTROL
MEASURES 4 3/4" X 9 3/4"
WITH 100 K LINEAR POT
\$6.50 EACH

SLIDE POTS
500K linear taper
2 7/8" LG. - 1 3/4" TRAVEL 75¢ EACH

LIGHTED PUSH BUTTON
RED LIGHTED 120 VAC
10 AMP. S.P.S.T.
"POWER" PRINTED ON FACE. MOUNTS IN 7/8" SQUARE HOLE... \$1.50 EA 10 / \$13.50

BLACK LIGHT (ULTRAVIOLET)
G.E. # F6T5BL \$2.50 each

DUAL 100 K AUDIO TAPER SLIDE POT
3 1/2" LONG 2 1/2" TRAVEL. \$1.50 EACH

15 KEY ASSEMBLY
ADDING MACHINE STYLE SWITCH ASSEMBLY.
CONTAINS 15 SINGLE-POLE NORMALLY OPEN SWITCHES (PUSH TO MAKE). \$6.50 EACH

KEYBOARD w/ case
16 KEY KEYBOARD MATRIX ENCODED
TERMINATES TO FLEXIBLE CABLE WITH CONTACTS ON 100 CENTERS. EDGE CONNECTOR INCLUDED... \$4.50 PER KEYBOARD, CASE, AND CONNECTOR.....

16 CONDUCTOR DIP JUMPER
18 INCHES LONG \$1.75 EACH

EQUIPMENT SLIDES CHASSIS-TRAK MODEL C3005
3 SECTION. LENGTH 22" CLOSED.
HOLDS TO 85 LBS, EXTENDS 23" \$5.00 PER PAIR SOME HARDWARE INCLUDED

METAL OXIDE VARISTOR
G.E. # V82ZAI2
50 VOLTS, NOMINAL D.C. VOLTAGE. 5/8" DIAMETER. 2 FOR \$1.50

ALL ELECTRONICS CORP.
ALL ELECTRONICS CORP.
TOLL FREE ORDERS ONLY 1-800-826-5432 (ORDER ONLY)
ALASKA, HAWAII, CALIF 905 S. Vermont Ave. P.O. BOX 20406 Los Angeles, Calif. 90006
CIRCLE NO. 3 ON FREE INFORMATION CARD

Computers & Electronics Marketplace

CLASSIFIED RATES: Per Word, 15 Word Minimum. **COMMERCIAL:** \$4.00. **PERSONAL:** \$2.30. **EXPAND-AD*:** \$6.00. Ads set in all bold type @ 20% premium. Ads set with background screen @ 25% premium. **DISPLAY:** 1" x 2 1/4", \$485.00. 2" x 2 1/4", \$970.00. 3" x 2 1/4", \$1,450.00. **GENERAL INFORMATION:** Frequency rates and prepayment discounts available. Payment must accompany order except credit card—Am. Ex., Diners, MC, VISA (include exp. date)—or accredited ad agency insertions. Copy subject to publisher's approval; must be typewritten or printed. First word set in caps. Advertisers using F.O. Boxes MUST supply permanent address and telephone number. Orders not acknowledged. They will appear in next available issue after receipt. Closing date: 1st of the 2nd month preceding cover date (e.g., Mar. issue closes Jan. 1). Send order & remittance to: Classified Advertising, **COMPUTERS & ELECTRONICS** Magazine, 1 Park Avenue, New York, NY 10016. Direct inquiries to Rose Lynch, (212) 725-7686.

FOR SALE

GOVERNMENT and industrial surplus receivers, transmitters, snooper scopes, electronic parts, Picture Catalog 25 cents. Meshna, Nahant, Mass. 01908.

ELECTRONIC PARTS, semiconductors, kits. **FREE FLYER.** Large catalog \$1.00 deposit. **BIGELOW ELECTRONICS,** Bluffton, Ohio 45817.

BUILD AND SAVE. TV EARTH STATION. DETECTIVE ELECTRONICS. Video Recorders, Color Cameras, advanced Telephone Projects. **BROADCAST ELECTRONICS.** 50 page color catalog of unusual electronic projects **AIR MAILED \$3.00;** with 3 hour audio cassette dramatization of our catalog \$5.00. Don Britton Enterprises, PO Drawer G, Waikiki, Hawaii 96815.

POLICE/FIRE SCANNERS, crystals, antennas, CBs, Radar Detectors. HPR, Box 19224, Denver, CO 80219.

RECONDITIONED TEST EQUIPMENT \$1.00 for catalog. **WALTER'S TEST EQUIPMENT,** 2697 Nickel, San Pablo, CA 94806, (415) 724-0587.

ELECTRONIC PARTS. Stamp for flyer, \$1.00 deposit for catalog. **DAYTAPO ELECTRONICS,** 3029 N. Wilshire, Arlington Hts., IL 60004.

ELECTRONIC CATALOG. Over 4,500 items. Parts, & components. Everything needed by the hobbyist or technician. \$2.00 postage & handling (United States Only), refundable with first \$15.00 order. **T & M Electronics,** 472 East Main St., Patchogue, NY 11772. (516) 289-2520.

PRINTED CIRCUIT BOARDS, your artwork. Quick delivery. Reasonable. **Atlas Circuits,** Box 892, Lincolnton, NC 28092. (704) 735-3943.

SOUND SYNTHESIZER KITS— Surf \$19.95, Wind \$19.95, Wind Chimes \$24.95, Musical Accessories, many more. Catalog free. **PAIA Electronics,** Box J14359, Oklahoma City, OK 73114.

SATELLITE TV
FANTASTIC 80 TV CHANNELS

New antenna construction plans plus big 8 x 11 book loaded with aiming info, kits, LNAs and receivers at wholesale prices. Far better than cable TV! Enjoy crystal clear reception. Send \$9.95 today. Add \$2.00 for 1st class (air mail) or call our 24 hr. COD order line (305) 862-5068 Now

Global TV Electronics P.O. Box 219-E, Maitland, FL 32751

RF MODULATORS for **SATELLITE TELEVISION, MICROCOMPUTERS CCTV.** Also monitors, cameras, kits. **FREE VIDEO CATALOG.** Phone (402) 987-3771. Dealers Welcomed. **ATV RESEARCH,** 13-P Broadway, Dakota City, NE 68731.

CABLE TV CONVERTERS & EQUIPMENT. Plans and parts. Build or buy. For more information send \$2.00: **C & D ELECTRONICS INC.,** P.O. Box 21, Jenison, MI 49428.

FREE FLYER! IC's, resistors, capacitors, jacks, etc., plus SSM music synthesizer/audio IC's, power amp modules, analog delay IC's, computer books, and more. Also plans for analog delay/chorus unit! **PGS Electronics,** P.O. Box 749-A, Terre Haute, IN 47808.

SATELLITE TV

• SYSTEMS • COMPONENTS • LNA's •
• ANTENNAS • RECEIVERS •

WE CAN HELP YOU!

HIGH FRONTIER

2230 E. Indian School Rd., Phoenix, AZ 85016
(602) 954-6008

TELETYPE EQUIPMENT: Copy Military, Press, Weather, Amateur, Commercial Transmissions. Catalog \$1.00. **WEATHER-MAP RECORDERS:** Copy Satellite Photographs, National-Local Weather Maps. Learn How! \$1.00. **Atlantic Sales,** 3730 Nautilus Ave., Brooklyn, NY 11224. Phone: (212) 372-0349.

YOU CAN DESIGN & ANALYZE BASIC CIRCUITS

Use step by step PROCEDURE to predict and control behavior of AC/DC circuits. CALCULATE Impedance, Filter Capacitance & more. Over 50 SCHEMATICS with Formulas show BASIC CIRCUIT DESIGN & ANALYSIS METHODS on 2x3 1/2 color-coded ELECTRONICS-VISUALIZER WALL CHART* \$10.95 ppd 10 Day Money Back Free Trial. **ELECTRONICS REFERENCE, Inc.,** P.O. Box 312, Brooklyn, NY 11214

SHORTWAVE AND SCANNER LISTENERS

Tune in spies, smugglers, secret satellites, undercover agents, pirate stations, foreign broadcasts. Choose the proper equipment to hear more, hear farther. Discover listening excitement beyond your dreams by reading **MONITORING TIMES,** respected authority on monitoring. For your **FREE SAMPLE** call toll-free TODAY! 1-800-438-8155 or 1-704-837-2216, or write

GROVE ENTERPRISES
Dept. A, 140 Dog Branch Road
Brasstown, NC 28902

REPAIR ATARI GAMES AT HOME

Complete repair course on 3 hour video tape (Beta or VHS) plus schematics and technical literature enables you to start earning money right away. All popular repair parts in stock for immediate shipment. \$1.00 for parts/price list and additional information refundable with order. Exclusive National Distributor.

ELECTRONICS WAREHOUSE CORP.
1910 Coney Island Avenue
Brooklyn, N.Y. 11230 (212) 375-2700

CABLE TV CONVERTERS DESCRAMBLERS

BUY DIRECT & SAVE

40 CHANNEL CONVERTER
\$38 Regular \$69

Advanced Solid State design and crystal all waveguide receiver and super band channels Restores programming to Video Recorders

36 CHANNEL REMOTE CONTROL CABLE CONVERTER
\$88.00

LINOSEY JET 1 WIRELESS THE ULTIMATE CABLE TV CONVERTER

36 CHANNEL UNPARALLEL REMOTE CONTROL COMPLETELY PROGRAMMABLE
\$189.00

Send \$1 for Complete Catalog
VISA • MASTERCARD • COD

DIRECT VIDEO SALES
P.O. BOX 1329
JEFFERSONVILLE, INDIANA 47130
CALL TOLL FREE
1-800-626-5533

MICROWAVE TELEVISION "DOWNCONVERTERS." Exclusive new five stage design. Easily assembled. Catalogue: \$2.00 (refundable). **NDS,** Box 12652-E, Dallas, Texas 75225.

POLICE CODE UNSCRAMBLERS, lets you hear the coded messages of Police, Fire and Medical channels; magnetic mobile scanner antennas and other scanner accessories, satisfaction guaranteed. **DNE Inc.,** Rt. 7, Box 257-A, Hot Springs, AR 71901. (501) 623-6027.

FREE FLYER 99 cent kits. Parts. Bargains Galore! **ALLKPT,** 434 West 4th St., West Islip, New York 11795.

TRANSISTORS, IC's, RF Power, LED's and Sanyo rechargeable batteries. For best buys plus service call **TOLL FREE 800-456-6053.** PA call 800-672-7100. MC/VISA honored. Savings Service. Quality. At: **B&D** we do it better. **B&D ENTERPRISES,** Box 305, Kane, PA 16735.

RESISTORS, 1/4W-1/2W-C.F., 3/4W, 1% Metallfilms. NO MINIMUMS. Quantity Discounts. Write: **JR INDUSTRIES,** 5834-A Swancreek, Toledo, OH 43614.

Call or Send for Free **SINTEC**
ELECTRONIC PARTS CATALOG

Thousands of Quality Components No Mail Order Seconds! **Call Toll Free 800-526-5960**

NJ Residents call 201-996-4093
Sintec, Drawer Q, Milford, NJ 08848

FAST, DEPENDABLE MAIL-ORDER! Prime semiconductors, parts, accessories. Free 54 page catalog. **The Parts Store,** Dept. 180, 999 44th St., Marion, IA 52302.

SPEAKER KITS.

From the worlds oldest and largest speaker kit manufacturer, **SPEAKERLAB.** Save up to 30% on the speaker designs critics rave about. From tiny bookshelf speakers to slender, floor-standing models to massive folded corner horns. PLUS the latest in state-of-the-art car speakers. All in **Speakerlab's 1983** catalog. Send for it today. (Allow 4 - 6 weeks for delivery. Send \$1.25 for faster, first class postage.)

speakerlab
Dept. CE 43, 735 N. Northlake Way
Seattle, Washington 98103

Telephone Listening Device

Record telephone conversations in your office or home. Connects between any cassette or tape recorder and your telephone or telephone LINE. Starts automatically when phone is answered. Records both sides of phone conversation. Stops recorder when phone is hung up. This device is not an answering service.

Super Powerful Wireless Mic

10 times more powerful than other mics. Transmits up to 1/4 mile to any FM radio. Easy to assemble kit. 15V battery (not incl). Call (305) 725-1000 or send \$19.95 + \$1.00 shipping per item to **USI Corp.,** P.O. Box CE-2052, Melbourne, FL 32901. COD's accept. For catalog of transmitters, voice scramblers and other specialty items, enclose \$2.00 to **USI Corp.**

SATELLITE TELEVISION...HOWARD/COLEMAN boards to build your own receiver. For more information write... **ROBERT COLEMAN,** Rt. 3, Box 58-APE, Travelers Rest, S.C. 29690.

SAVE UP TO 85%
GOV'T SURPLUS and NEW EQUIP'T

<p>Blower/Fan 100-CFM 115-VAC 1975 0119 524 00 \$8.79 100 G. Lincoln</p> <p>* (ITEM #16-940) Use for intake exhaust cool electronic gear 4 diam blade mounts in 6-1/2 diam opening 4 1/4 deep (2 1/2 lbs.)</p> <p>100-Page Catalog Send \$1.00 Contains 100's Of Terrific Bargains</p>	<p>1/4-HP Electric Motor G.E., 115-VAC 1775 RPM 5-AMPS. 113 lbs.) \$19.95 100 Lincoln</p> <p>* ITEM 10-996 Split ph cont duty for moderate torque use. Rotation reversible. Thermal protection. Res. mt. Shaft 1/2 diam Pulley incl 9" x 6" x 6"</p> <p>* Many other motors shown in our catalog. Write for it!</p>
---	---

SURPLUS CENTER CE-043 Lincoln, Ne. 68501 (402) 474-4366

SATELLITE TELEVISION INFORMATION \$4. Build or buy your Eigth Station. **Satellite Television,** RD 3, Oxford, NY 13830.

NEW UHF CONVERTERS and Cable units Sound out TV CH3 antenna connections Model A Gated. Pulse Suppressed, Model B Computerized Addressable, Model C Cable computerized Addressable. Send \$2, for information: J&D Engineering, P.O. Box 469, Boston, MA 02186. 1-617-837-8431.

HOW TO BUILD A SATELLITE TV LNA OR DOWNCONVERTER! Save Hundreds! Free Information! XANDI, Box 25647, Dept. 22J, Tempe, AZ 85282.

IF YOU ARE READY TO BUY OR SELL GAMES OR SOFTWARE, YOU NEED...

COMPUTER SHOPPER

Over 100 pages each month. Deal with individuals nationwide Low ad rate, only 12¢ a word. Subscription \$10/year MC & VISA Money back guarantee. P.O. Box 7596, Titusville, FL 32780. (305) 269-3211

CABLE TV KITS

We have all 3 types of Cable TV Kits. Prices start at \$37. Send for our "informative catalog" \$2, and find out what type you need.

J & W Electronics, Inc.
P.O. Box 61-K
Cumberland, RI 02864

ROBOTS and ROBOTICS. Beginning to advanced techniques. Plans, kits, Manual, \$9. Brochure, \$1. Robotek-Ford, Box 6827-A, Stateline, NV 89449.

POWER RELAYS, new, compact, Enclosed, DPDT, 25AMP (2Hp @ 240VAC) 115VAC Coil, Aux. Contact, \$7.95 PPD. D. Wilson, 406 Erie, Cleburne, Texas 76031.

PRINTED CIRCUIT BOARDS. "QUICK PROTOTYPES", production, design, reflow solder. Send print or description for quote to: KIT CIRCUITS, Box 235, Clawson, MI 48017.

DELUXE SINE WAVE UHF, parts \$175. Digital Phase inversion VHF/Cable/UHF, parts \$225. Both have sound out of TV like normal with only antenna connection to TV or VCR. Gated Pulse Wave UHF (speaker box type), parts \$125. All have true AGC. Quantity Discounts. Plans: Large SASE (\$4 postage). Free shipping/handling. 1-312/267-3455. LSR Engineering, P.O. Box 6075, Chicago, Illinois 60680.

USA PAY-TV STATIONS. Complete and latest data on locations, programming, equipment and more. Just \$9.95. T.C.E., Dept C1, Box 343, Brooklyn, NY 11230.

A SINGER'S DREAM!
TVE
REMOVES VOCAL FROM MOST STEREO DISCS
The Thompson Vocal Eliminator can actually remove most or virtually all of a solo vocalist from a standard stereo record and yet leave most of the background music untouched! Not an equalizer! We can prove it works over the phone. Write or call for a 24 page brochure and demo record.
Write to: LT Sound, Dept. CE, P.O. Box 338, Stone Mountain, GA 30096 Phone (404) 493-1258

FOR SALE: Shugart Model 400, 35-track Disk Drives. One for \$125, two or more for \$100 each. Write: Coats Diagnostic, 8627 N. Straits Hwy, Cheboygan, MI 49721. Include check with order.

MICRO CHIP POSTER! See 6502 brailcell of Apple, Atari, VIC, Pet, OSI. Incredible color blowup, \$3.50 + \$1.50 shipping. OMICRON, Box 3055-CE, Falls Church, VA 22043.

S-100 POWER SUPPLY KIT—\$29.95 (plus shipping). IC's, FANS, CRT's. Catalog: 40¢ SASE. Dealin' Electronics, 735 Loma Verde, Palo Alto, CA 94303.

MILITARY ELECTRONICS: R-174 Receiver, tunes 1.5-18 MHz, AM-CW-SSB, amateur, shortwave frequencies: \$47.50 mint, \$27.50 good. Canadian Army Backpack Radio PRC-510, FM Transceiver 38-54 MHz, with battery box, antenna, headset: \$34.50, 2/67.50. Schematics included. Add \$5/unit shipping. Baytronics, Dept. CE, Box 591, Sandusky, OH 44870.

VIDEO SURVEILLANCE—CCTV equipment for home or business, catalog \$3.00 (refundable), RMA, P.O. Box 74, Mira Loma, CA 91752-0074.

"LOW LOW COMPONENT PRICES!" Ask for free flyer. Write: FEP, 11 Revere Place, Tappan, NY 10983.

HI-FI SPEAKER KITS and raw drivers from the world's finest manufacturers. For beginners and audiophiles. Free information. A&S SPEAKERS, Box 7462C, Denver, CO 80207. (303) 399-8609.

PRINTED CIRCUIT BOARDS and Artwork. Fast turn around, quality service, E.C.E., 3620 Spring Garden St., Greensboro, NC 27407.

RESISTORS, ¼W5%, Apple computer user's disk drive, TTL, 74LSXX series, Voltage Regulator, Digital Multimeter, RAMS, CPU. Presto Enterprise, Box 9060, S.J., CA 95157.

RELIABLE MICROWAVE TV ANTENNAS
2.1 to 2.6 GHz
Frequency Range
34db System Gain (or Greater)
Complete System (pictured) \$119.95
Down Converter Probe Style
(Assembled & Tested) \$49.95
Power Supply (12V to 16V DC+) (Assembled & Tested) \$39.95



PETERSON ELECTRONICS
4558 Auburn Blvd
Sacramento, CA 95841
(916) 486-9071
SPECIAL QUANTITY PRICING
Dealers Wanted - COO'S



1 YEAR WARRANTY
PARTS & LABOR

MICROWAVE MOVIE ANTENNA—\$49.95 complete, ready to install. Guaranteed, 24 hour shipping, COD's 1-(702) 367-0333. NEVADA SATELITE CORPORATION.

SEE THE WEATHER AND SAVE \$1,000!
A leading manufacturer of commercial weather chart recorders has developed a facsimile Weather Chart Recorder Kit for use by hobbyists, amateurs, pilots, and educators.
All you need is a stable HF general-coverage receiver to tune in weather facsimile frequencies—your recorder will print out accurate weather charts. Major components in this easy-to-build kit are pre-assembled and tested. And the recorder is backed by a limited warranty against defects. Special kit price is \$995. Add \$5 for shipping and handling in the U.S. and Canada. (For Massachusetts delivery, add \$49.75 sales tax.) MasterCard and Visa accepted. Call or write for more information.



ALDEN ELECTRONICS
Washington Street, Westborough, MA 01581
(617) 366-8851

COMPUTER EQUIPMENT/PARTS

SAVE 90% Build Your own Minicomputer. Free Details. Digatek, 2723 West Butler Dr., Suite 20C, Phoenix, AZ 85021.

PLUGS-INS AND ADD-ONS FOR THE IBM PERSONAL COMPUTER. Available in kit form as well as assembled. Build it yourself and save. Free information. Compatible Computer Corp., Dept CE 11, Box 51102, Seattle, WA 98115.

COMPUTERS, PROGRAMS, BOARDS, etc. Sell, swap, buy. Send needs, \$5.00 registration guaranteed. Compshop, Box 399, Howell, NJ 07731.

CONTROL A.C. power from your computer. Solid State, optically isolated, 4 or 8 outlets. Ewart Electronics, 5451 Hunter, Enon, OH 45323.

ESCORT PORTABLE COMPUTER 64K-280, Runs CP/M, 644K Bites Disc Storage, 9" CRT, 24 lbs, 5 empty Std slots. Warranty \$3890.00, 619-726-8099.

COMPUTER ABBREVIATIONS and ACRONYMS, over 1600 for \$3.00. PACTECH ASSOCIATES, Box 335, Kingston, NH 03848.

WANT A PLEASANT SURPRISE! Call or write for our quotes: Atari, Commodore, Timex, Franklin, TI, Okidata and more. ACCESSORIES, SOFTWARE. Factory sealed with full manufacturer warranty. HARDWARE, SOFTWARE, ANYWARE, 10 Coles Street, Brooklyn, NY 11231, (212) 596-3592.

DISCOUNT COMPUTERS: Save on Apple and IBM compatible computers and peripherals. Call or write: Lakeside Computers, 89 Lakeshore, Irvine, California 92714, (714) 857-4960.

OVERSTOCKED!! Zilog's Z-8 CPU with Basic (Z8671) \$29.95. Limited quantity. Washington Digital, 11103 NE 141 Pl., Kirkland, WA 98033.

FULL-FEATURED SPREADSHEET: ONLY \$24.95. NOVACALC has math IRR, NPV, depreciation and other financial functions, file handling, printing and formatting. Available for Apple (Z-80 card), IBM-PC, Kaypro, Northstar, Osborne, Televideo, Xerox, 8" CPM and others. Call (312) 690-1855 or write: Hourglass Systems, P.O. Box 312, Glen Ellyn, Illinois 60137.

COLOR COMPUTER EPROM BURNER, 8K-64K, Info SASE! Altronics, 104 Tortoise Drive, Warner Robins, GA 31093.

APPLE COMPUTER BUILDERS—Apple cabinets, power supplies, keyboards, PC boards and peripherals. Call or write for lowest prices. Xicom Computer Products, Inc., 801 E. Ogden, Suite 1085, Naperville, IL 60566, (312) 369-6125.

TIMEX/SINCLAIR USERS CLUB, please send SASE. Hiale, 15 Charles Plaza #2708 S.T., Baltimore, MD 21201.

TS/1000 ZX81—Direct connection keyboard. 1/mn. Installation \$39.95 + 5.00 s/h, CK/MO: T-BOARD, Box 50, Utica, MI 48087. MUST HAVE 500 ORDERS FOR THIS SPECIAL.

COMPUTER SOFTWARE

SINCLAIR ZX81/TS-1000/TRS-80 COLOR COMPUTER PROGRAMS. Wide selection/High quality. Catalog \$1.00. Zeta Software, Box 3522, Greenville, SC 29608.

DISCOUNT SOFTWARE—Available for Apple, TRS-80 and TI 99/4 Personal Computers. Professional applications for the doctor, dentist, attorney, school administrator, teacher, contractor and general office personnel. Catalog, \$1.00. Creative Discount Software, 256 S. Robertson Blvd., Suite 2156, Beverly Hills, CA 90211.

TAX PROGRAM to assist you in organizing/preparing an accurate return. 1040 Schedule A-B on 16k Cassette. For Timex-Sinclair, Texas Instruments, Commodore, Apple, Tandy (Color, VIII), Bonus 1983 H&R Block Tax Workbook (\$5.95 value) included. Tax deductible, \$29.75. Specify machine. Eugene Bock, Associates, 135 Heartwood Dr., Lansdale, PA 19446, (215) 362-5082.

VIC-20 USERS GROUP, receive newsletter, programs, discounts and more. Send SASE for information. P.O. Box 459, Dept 7, Ladson, South Carolina 29456.

1982 INCOME TAX PROGRAM for 5K unexpanded Vic-20. 1040 and schedule A. Sinclair version available. Only \$15.00 postpaid. Stock market analysis program \$10.00. UC Software, 1236 Abbottsbury, Universal City, Texas 78148.

TI-99/4A OWNERS. Send for free list of new and exciting software. D.E., Box 124, Hicksville, NY 11801.

APPLE, TRS-80. Predicts stock market. Free information. Stock Market Computers, 235 Mesa Ave., Newbury Park, CA 91320, 213-884-6900.

BUSINESS SOFTWARE ZX81/Timex 16K Bookkeeping package or inventory package, each \$19.95, both only \$29.95. Glenwood Studio, 12½ N. Walnut, Glenwood, Iowa 51534.

COMPUSETTE is a C-10 cassette which is especially designed for micro-computer application by Tapemasters. 25 for \$20. 100 for \$70. Compusette+ is a C-20 cassette. 25 for \$22, 100 for \$77. Visa, MC, COD. Texas (214) 349-0081, other 1-800-527-1227. 10% discount for check with order; POB 38651A, Dallas, TX 75238. Freight prepaid. Defectives replaced.

VIC 20 UNIQUE SOFTWARE and hardware items. Send for free catalog. MICROWARE, 1342B Route 23, Butler, NJ 07405, 201-838-9027.

FREE TIMEX PROGRAMS! SASE gets catalog! Lowest prices! Dealers welcome. EZRAEZRA, Box 5222-C, San Diego, California 92105.

MARINE NAVIGATION PROGRAMS for Apple, VIC-20, Sinclair/Timex, TRS-80 Model VIII, PC-1, Sharp PC-1211. \$19.95. CELESTIAL SOFTWARE, 3010 Warrington, Lakeland, FL 33803.

PROGRAM-OF-THE-MONTH CLUB for TS/1000 Sinclair ZX-81. Write for free list of programs available: Run-it Software Club, Dept. 105, 732 S. Sherman, Chicago, Illinois 60605.

TIMEX COMPUTER FAMILY SOURCEBOOK 2ed. Describes over 1000 programs and accessories for the TS1000 and ZX80/1. Send \$8.95 + \$1.25 postage to: Atlantic Computer, Box 936, Norfolk, VA 23501. Bug-Byte Software for HALF price! Send for catalog.

VIC 20 CASSETTES, BEST PRICES! Cosmiads, swooping aliens, great sound effects; \$11.95 US.PP. Another Vic On The Wall: uses curved bat for greater accuracy; \$11.95 US.PP. CHADWELLS SOFTWARE, Suite 230, 4144A 97 Street, Edmonton, Alberta, Canada T6E 5Y6. U.S. Inquiries.

TI-99/4A PROGRAMMERS: 6 programs plus list, \$6.95. Cash, check, M.O., or \$1 for list. PROGRAMS, 1435 Burnley Square North, Columbus, Ohio 43229.

WE PAY CASH FOR YOUR SOFTWARE! Free details. Send SASE. CREARE SOFTWARE, Dept E34, Box 22564, San Diego, CA 92122.

COLOR COMPUTER USERS—Send for free Hardware and Software catalogue. Spectrum Projects, 93-15 86th Drive, Woodhaven, NY 11421.

COMPREHENSIVE INVENTORY MANAGEMENT SYSTEM with included CASH REGISTER function. Requires CP/M, dBase-II or runtime package. \$119.95. Colonie Computech Corp, 438N Karner, Albany, NY 11205.

TS-1000. 2K PROGRAMS! Four games \$9.95. Free catalog. SASE: 2-BIT SOFTWARE, CE2, Box 2036, DelMar, CA 92014.

ZX81/TS-1000. Eight Program Cassette (Entertainment, Household) \$5. ZX81J Club, P.O. Box 22446, Baltimore, MD 21203.

GRAPHICS SOFTWARE. Draw circles, squares, rectangles, ellipses, arcs, lines. Symmetry selectable. Use these routines in your programs. TS1000/ZX81, 16K cassette, \$7 includes listings. FINESOFT, 504 S. Beach, Suite #141, Anaheim, California 92804.

COMPUTER PUBLICATIONS

FREE Catalog of special function ICs and quality components. Goldsmith Schientific, Box 318M, Comack, New York 11725.

AMATEUR RADIO

RADIO AMATEUR CALLBOOKS: 1983 Directories of Radio Amateurs around the world. U.S. Callbook \$23.00; Foreign Callbook \$22.00, shipping included. See your Dealer or write for FREE catalog. RADIO AMATEUR CALLBOOK, Dept CE, 925 Sherwood Dr., Lake Bluff, IL 60044.

VIDEOSCAN 1000 Slow Scan TV—HIGH RESOLUTION (amateur, phone line, monitoring, teleconferencing). CODE-STAR—DECODE Morse, RTTY, ASCII. LARGE LEDs or connect computer/printer. MORSE-A-KEYER—CW Keyboard. TRI-VOLTAGE POWER SUPPLY. Kits/Assembled. FREE brochures. MICROCRAFT CORPORATION, Box 513-PE, Thiensville, WI 53092. (414) 241-8144.

NO SALES TAX IN MONTANA! ICOM IC-R70 general coverage receiver; List \$749, Cash \$649. Catalog \$1. CONLEY RADIO, 318-P N. 16th, Billings, MT 59101. (406) 259-9554.

TIMEX/SINCLAIR

FREE BROCHURE, 16K(ZX-81) exciting games and new practical programs. Programmers/Distributors welcome: JPR SOFTWARE, Box 4155, Winter Park, FL 32793.

VOTEM: ANALOG INTERFACE for Timex/Sinclair TS1000. Measure voltage and temperature with 14-bit resolution. Requires no modifications. \$39.95/kit; \$59.95/asm; Add \$3 S&H. Manual alone \$5pp. Down East Computers, P.O. Box 3096, Electronics Dept., Greenville, NC 27834.

FREE TIMEX/SINCLAIR PROGRAM—Software catalog, send large S.A.S.E., Software, Box 493, Groves, TX 77619.

ZX81/TS1000 Accessories! Catalog \$1.00 (Refundable). SKELGRAF, 4415 Basswood Lane, Bellaire, TX 77401.

*****ZX81/TIMEX 1000 ... FINGERS SLIPPING ***** Improve accuracy, speed input, feel your keyboard with "Clear-Touch". No modifications required. \$11.45 check, VISA/MC include exp. date. CT, Dept. 30, P.O. Box 1136, Anacortes, WA 98221.

PROFESSIONAL KEYBOARD PALS \$5.00. M.O. Smuk Enterprises, Box 555, Orleans, Ontario, Canada K1C 1S9. U.S. Inquiries.

T/S 1000, ZX-81 SOFTWARE ON CASSETTE. Action-strategy games: "ROBOT ATTACK", "SCREEN WARS". Data filing utilities: "RECIPE FILE", "MAILING LIST". \$7 each, any two, \$12. MICROPRODUCTIONS, P.O. Box 263, Cambridge, MA 02141.

C.B. EQUIPMENT

IMPROVE CB PERFORMANCE! Modification hardware, books plans, Catalog \$2. CBC INTERNATIONAL, Box 31500PE, Phoenix, AZ 85046.

CABLE TV

CHANNEL 3—60db notch filter. 63.5MHz. \$32. Crosley, Dept. 607, Box 840, Champlain, NY 12919.

PLANS AND KITS

"PROFESSIONAL" GIANT SCREEN PROJECTION TV—"Don't be fooled with cheap imitations!" "Build the best!" Use EXACT SAME TYPE LENSES and SCREENS utilized by Sony, Zenith, Pioneer, and Magnavox! Simple construction! Profitable! Illustrated information and complete parts catalog \$2.00. Money back guarantee! POLI-VISION, 168-F Dunmore St., Throop, PA 18512.

PROJECTION TV... Convert your TV to project 7 Foot picture... Results equal to \$2,500 projector... Total cost less than \$200. PLANS & LENS \$17.50, illustrated information FREE. Macrocomch, Washington Crossing, Pennsylvania 18977. Creditcard orders 24 hours. 215-736-3979.

FM TRANSMITTER KIT. Great for experimenters. Instructions and parts only \$19.95. Buy now. TUCKER ENTERPRISES, P.O. Box 10120, Alex., VA 22310-0120.

TELEVISION SIGNAL PROCESSING MANUAL, \$12.95. Includes theory, circuits, waveforms and trouble shooting hints. Information \$2.00, refundable. D&S Enterprises, Box 09292C, Cleveland, Ohio 44109.

TIMER, THERMOMETER, other kits, TRS-80 software, everything guaranteed, for catalog: DAC Industries, 6005 Muskel Road, Fort Washington, PA 19034.

VIDEO GAME CARTRIDGES are easy to duplicate. Average cost per game \$10.00. Complete, detailed plans \$9.95. Random Access, Box 41770C, Phoenix, AZ 85080

ADD BATTERY BACKUP to your old model BSR System X-10/The Timer. Complete instructions and parts only \$12.50. Garland Associates, Box 1616, Wakefield, MA 01880.

NEAT STUFF! 60 page catalog of electronic kits, parts and deals! Send .50 refundable first order. BEC, Box 401244P, Garland, TX 75040.

ALARMS

BETTER EQUIPMENT, Longer Guarantee. You'll save! Catalog 50¢, refundable. AAS, 414 Lorna Square, B'ham, AL 35216.

HIGH FIDELITY

DIAMOND NEEDLES and STEREO CARTRIDGES at DISCOUNT PRICES for SHURE, PICKERING, STANTON, EMPIRE, GRADO, AUDIO TECHNICA, ORTOFON, ADC, SONUS and MICRO-ACOUSTIC. Send S.A.S.E. free catalog. LYLE CARTRIDGES, Dept. P, Box 69, Brooklyn, NY 11218. For fast COD service Toll Free 800-221-0906. N.Y. State (212) 871-3303. 9AM-8PM except Sunday.

WANTED

GOLD, Silver, Platinum, Mercury, Tantalum wanted. Highest prices paid by refinery. Ores assayed. Free circular. Mercury Terminal, Box 191, Norwood, MA 02062.

TUBES

TUBES: "Oldies". Latest. Supplies, components, schematics. Catalog Free (stamp appreciated). Steinmetz, 7519-PE Maplewood, Hammond, Ind. 46324.

HUGE INVENTORY! Thousands of types. Wholesale prices. FREE CATALOG! ETCO Electronics, DEPT. 290, Plattsburgh, NY 12901.

PERSONALS

MAKE FRIENDS WORLDWIDE through international correspondence, illustrated brochure free. Hermes-Verlag, Box 110660/Z, D-1000 Berlin 11, W. Germany.

CORRESPONDENCE FOR FRIENDSHIP IN PHILIPPINES, MALAYSIA. Free information. AAWS-(PE), Box 2777, Orcutt, California 93455-0777.

PENFRIENDS—ENGLAND—USA, through correspondence. Send age, interests. Free reply Harmony, Box 89PE, Brooklyn, New York, 11235.

UNIVERSITY DEGREES BY MAIL! Bachelors, Masters, Ph.D.'s... Free revealing details, Counseling, Box 317-EP04, Tustin, California 92680.

SCANDINAVIAN LADIES, sincere, seek correspondence for friendship. Details—Send stamp: Scannaclub, Box 4-(CE), Pittsford, NY 14534.

ORIENTAL SINGLES seeking cultural exchange, friendship, sharing, marriage. Write: CHERRY BLOSSOMS, Box 1021P, Honokaa, Hawaii 96727.

SUNBELT SINGLES looking for a person of quality. Check our group. Details Box 83395, Oklahoma City, OK 73148.

FREE: WORLD'S LARGEST PARTNER-PHOTO-CATALOG for friendship and marriage. Personalized introductions. INTERCONTACT, Box 12, Toronto, Canada M4A 2M8.

INSTRUCTION

UNIVERSITY DEGREES BY MAIL! Bachelors, Masters, Ph.D.'s. Free revealing details. Counseling, Box 317-PE04, Tustin, California 92680.

LEARN WHILE ASLEEP! HYPNOTIZE! Astonishing details, strange catalog free! Autosuggestion, Box 24-ZD, Olympia, Washington 98507.

MEDICAL ELECTRONICS TECHNOLOGY, home study. Troubleshoot medical instruments. WTI, P.O. Box 3124, Fresno, CA 93650-3124.

UNIVERSITY DEGREES BY SPECIAL EVALUATION of existing credits and Job Experience. Fast, inexpensive. Call (614) 863-1791. Or write: EVALUATION, Box 13151-A4, Columbus, Ohio 43213.



LEARN COMPUTER REPAIR

Train at home in spare time No previous experience needed. Experts show you what to do, how to do it! Even beginners can learn how to repair small computers. Everything explained in easy-to-understand language. You learn by doing with tools and materials included in your course. Easy home-study plan shows how you can get in on ground floor of this fast-growing business. Send for free facts. No obligation. No salesman will call.

ICS School of Computer Repair, Dept PD033
Scranton, Pennsylvania 18515
Yes! I want to get into computer repair. Rush me free facts and color brochure.
Name _____ Age _____
Address _____
City/State/Zip _____

ATTENTION ELECTRONIC TECHNICIANS

Highly Effective Home Study BSEE Degree Program for Experienced Electronic Technicians. Our New Advanced Placement Program grants Credit for previous Schooling & Professional Experience. Advance Rapidly! Our 36th Year! FREE DESCRIPTIVE LITERATURE!
Cook's Institute of Electronics Engineering
DESK 15 P.O. BOX 20345, JACKSON, MS 39209

COMPUTER REPAIR, PROGRAMMING, WORD PROCESSING Courses. Exciting "Hands On" training in 4 months, lifetime placement assistance. Systems Technology Institute, 6442 Edgewater Drive, Orlando, FL 32810. (305) 299-6535.

HANDLE YOUR OWN LEGAL AFFAIRS—Be a Paralegal. Accredited Attorney Instruction. Home Study. FREE CATALOG. Southern Career Institute, Drawer 43E-2158, Boca Raton, FL 33427. (305) 368-2522.

REPAIR ELECTRONIC ORGANS—Revised home study course covers all current makes and models. Free booklet. Niles Bryant School, P.O. Box 20153, Sacramento, CA 95820.

Get Your 2-Year ASSOCIATE DEGREE in ELECTRONICS TECHNOLOGY

No previous experience necessary... Train at home in spare time for exciting opportunities in fast-growing space-age industries... Automation, Aerospace, Cable-TV, Electronic Circuitry, Computers, and much more. No need to quit your job. Instructors are as close as your telephone. We pay the bill. Send for free facts, color brochure. No salesman will call. CDS Electronics Center, Dept PD03 Scranton, PA 18515.

F.C.C. COMMERCIAL RADIOTELEPHONE LICENSE. Home Study. Fast, Inexpensive! Free details. COMMAND, Box 26348-P, San Francisco 94126.

UNIVERSITY DEGREES without classes. Bachelors, Masters, Doctorates. Accredited, inexpensive, fast. Dr. John Bear, P.O. Box 11447-C4, Marina Del Rey, CA 90291.

YOUR OWN RADIO STATION AM, FM, Cable, licensed, unlicensed, low cost transmitters! Free information. BROADCASTING, Box 130-R3, Paradise, CA 95969.

FOR INVENTORS

INVENTORS! IDEAS HAVE VALUE!

Ever think of an idea, forget it and see it later on the market? Many people don't forget, act quickly and are rewarded by American industry. Write down your idea! We offer free disclosure registration and initial consultation regarding your idea's potential value. Call or write without delay for your free information package.

AMERICAN INVENTORS CORPORATION
82 Broad St., Dept. CE
Westfield, MA 01086
(413) 737-5376

A fee Based Marketing Company
Offices Coast to Coast

PATENT AND DEVELOP your invention **FREE PATENT INFORMATION.** Richard L. Miller, P.E., 3612-E, Woolworth Building, New York, NY 10007, (212) 267-5252.

INVENTIONS, IDEAS, NEW PRODUCTS wanted for presentation to industry and exhibition at national technology exposition. Call 1-800-528-6050. Arizona, 1-800-352-0458. Ext. 831.

BUSINESS OPPORTUNITIES

FREE CATALOGS. Repair air conditioning, refrigeration. Tools, supplies, full instructions. Doolin, 2016 Canton, Dallas, Texas 75201.

MECHANICALLY INCLINED individuals desiring ownership of Small Electronics Manufacturing Business—without investment. Write: **BUSINESSES**, 92-K4 Brighton 11th, Brooklyn, New York 11235.

ERASE DEBTS with little-known law—create wealth!! Details **FREE**—Wealth Kit, No. EE4, Billings, NY 12510.

MAILORDER OPPORTUNITY! Start profitable home business without experience or capital. Information free. Mail Order Associates, Dept 694, Montvale, NJ 07645.

ONE MAN CRT FACTORY. T.V.'s, Business machines, Monitors, Scopes, VDTs. \$3.00 rebuilding nets \$100-\$500 each tube. Higher profits overseas. New/used. **FACTORY**, 1909 Louise, Crystal Lake, IL 60014. (815) 459-0666.

MAKE MONEY SELLING ELECTRONICS. Wholesale dealer catalog \$5. (redeemable). **ETCO**, Dept. 532, Box 840, Champlain, N.Y. 12919.

BORROW \$25,000 "OVERNIGHT." Any purpose. Keep indefinitely! Free Report! Success Research, Box 19739-GD, Indianapolis, IN 46219.

FREE BOOK "2042 Unique Proven Enterprises." Fabulous "unknowns," second inflation income. Haylings-M, Carlsbad, CA 92008

LIFETIME PROSPERITIES. Plan beats envelope stuffing anyway! Cancels debts; free sample. Elliott, Box 7206-PE3, Columbia, MO 65205.


BORROW \$300-\$30,000 INTEREST FREE! Keep indefinitely! Free Details. Write: American, 1601 Main, Plainfield, Indiana 46168.

I HAVE MADE A FORTUNE in Mail Order, selling information. Let me show you how. Write Kash CE701, Box 31051, Indianapolis, IN 46241

BORROW \$30,000 without interest! All eligible. Repay anytime. Free details! Infohouse—508CE, 533 Sutter, San Francisco, CA 94102.

AMAZING PROFITS SELLING How to Make Money Books! Details \$1.00; Tom, 298-E, Sandbug Lane, North Bend, Oregon 97459.

PROJECTION TV ... Make \$\$\$s assembling Projectors ... Easy... Results comparable to \$2,500 projectors... Your total cost less than \$17.00—PLANS, LENS & Dealers Information \$15.50 ... Illustrated information **FREE** ... Macromochx, Washington Crossing, Pennsylvania 18977. Creditcard orders 24 hours 215-736-2880.



Locksmithing Institute, Dept. 73-023
Liv. Technical Home Study Sch. K Little Falls, N. J. 07424

Big opportunities Big profits Earn quickly Full or part time Learn at home, it's easy Do real jobs All Tools—Materials Supplied. Lic State of N.J. Appd for Veterans Send Name and address for **FREE** book

PICTURE TUBE REBUILDING EQUIPMENT—new and used. **ATOLL TELEVISION**, 6425 Irving Park, Chicago, Illinois 60634, (312) 545-6667.

MAKE Durable Building Plastic Easily. Waterproof, Fireproof, Economical. Bays Laboratory, 2086-2075 Drive, Cedaredge, CO 81413.

\$360 WEEKLY/UP! Mailing Circulars! No quotas. Rush reply envelope: Division Headquarters, Box 464-SNC, Woodstock, Illinois 60098.

HOME—BUSINESS OPPORTUNITY!!! Multilevel company seeks intelligent, persistent people for broker/membership. Inventory and bookkeeping handled by parent company. Free information: AFP, Box 6232, L.I.C., NY 11106.

EMPLOYMENT OPPORTUNITIES

ELECTRONICS/AVIONICS EMPLOYMENT OPPORTUNITIES. Report on jobs now open. Details **FREE**. Aviation Employment Information Service, Box 240E, Northport, New York 11768.

JOBS OVERSEAS—Big money fast. \$20,000 to \$50,000 plus per year. Call 716-842-6000, ext. 4603.

ELECTRONICS FIRM is looking for assemblers interested in working at home. Send \$3.00 application fee. I.R.D.C., Dept. B, Joppa Hill Road, Manchester, NH 03102.

BOOKS & MAGAZINES

FREE with every booklet ordered an electronic kit you assemble. Offered with purchase of our **"HOW TO UNDERSTAND BASIC ELECTRONICS,"** booklet. Send \$10.00 **How To Company, P.O. 2592, Newport Beach, California, 92663-1592.** 10 Day Money back guarantee.

PUBLISHERS' OVERSTOCKS. BARGAIN BOOKS 2,000 titles, all subjects! Free catalog: Hamilton's, 98-85 Clapboard, Danbury, CT 06810.

MOVIE FILM/VIDEO

VIDEO MOVIES. Adult. Family. Sold. Exchanged. Membership (no obligations), catalogs—mail \$5.00. Tower, Dunkirk, MD 20754-0213.

VIDEO MOVIES. Sold. Exchanged. VHS-Beta-Disc. Big informative catalog—mail \$5.00. Tower, Dunkirk, MD 20754-0213.

REAL ESTATE

NEW...FREE CATALOG! Top real estate values coast to coast! Please specify types, property and location desired. **UNITED FARM AGENCY**, 612-EP West 47th, Kansas City, MO 64112.

RUBBER STAMPS

RUBBER STAMPS, BUSINESS CARDS. Free catalog 1-800-851-4945, Jackson's, E-100, Brownsville Rd., Mt. Vernon, Ill. 62864.

MISCELLANEOUS

MPG INCREASE! Bypass Pollution Devices easily **REVERSIBLY!!** Free details—Posco GEE4, LaGrangeville, NY 12540.

NEED CREDIT? Get MasterCard, others, w/no credit check. Guaranteed! Simple, Legal. Plus other credit secrets. Free details! Inflation Reports, PE-E, Box 60148, Los Angeles, CA 90060

CORVAIR PARTS—4500 parts in 390 page catalog: \$4.00: Clark's Corvair Parts Inc., Shelburne, MA 01370.

RETAIL ROSTER

CALIFORNIA

P.C. COMPUTERS, 10166 San Pablo Ave., El Cerrito 94530. (415) 527-6044. Commodore 64, VIC-20, Pet Specialists. In-House Maintenance.

LOUISIANA

THE COMPUTER PEOPLE—Apple, NEC, Osborne, Corvus Concept—Seminars, Sales, Service. Houma, Morgan City, Lafayette—1-800-352-5828.

MONTANA

THE COMPUTER STORE—BILLINGS—1216-CE 16th Street, 59102. (406) 245-0092: Apple, Commodore, Hewlett—Packard: Software, Peripherals, Service.

NEW HAMPSHIRE

COMPUTER MART of NEW HAMPSHIRE, 170 Main Street, Nashua 03060. 603-883-2386. **THE APPLE SPECIALISTS.** Full line Hardware/Software. Training/Service.

OHIO

COMPUTERLAND/CLEVELAND: 4 convenient locations! Columbia Plaza, N. Olmsted, (216) 777-1433; Som Center, Mayfield Hgts., 461-1200; Belden Village, Akron-Canton, 493-7786; E. 9th St., Cleveland, 621-7262; IBM, Apple, Osborne, Altos, Fortune, peripherals. **APPLICATIONS SOFTWARE TO FIT MOST NEEDS. FULL PROFESSIONAL SUPPORT.** We know small computers.

Computer Mart

RATE: Ads are 2" by 3". 1 insertion: \$625.00. 6 insertions: \$600.00 ea. 12 insertions, \$575.00 ea. Closing date: 1st of the 2nd mo. preceding cover date. Send order and remittance to Computer Mart, Computers & Electronics, 1 Park Ave., N.Y., N.Y. 10016. Direct inquiries to (212) 725-4216.

NEW! PLUG-IN MEMORY-X-TENDER

Expand your HP-41C/CV to 10.6k (1600 registers) with the **AME DESIGN Memory-X-Tender**. Requires no modification to the calculator. Card Reader remains in place. One switch selects Bank A or B. Each bank can hold one X-FUNCTION and two X-MEMORY Modules. Additional slot for HP-IL Module. Built-in Lithium battery to maintain memory.

SPECIAL INTRODUCTORY PRICE!!
\$99.00
AME DESIGN
Box 373
13450 Maxella, G185
Marina del Rey, CA 90291
(213) 306-1249

Please add \$2.00 for shipping, include 6% sales tax in California
© 1982 AME DESIGN

KEYBOARD for ATARI 400™

Replace standard membrane keyboard with an easily installed and color matched pushbutton keyboard. Complete with instructions \$119.95

SECRETS of SATELLITE TV®

New manual explores the purchase and installation of satellite TV receivers \$17.95

TV IF & RF MODULE

Includes TUNERS, IF AMP, video and sound detectors \$85.00

Catalog includes information on VIDEO products, experimenters KITS, and interesting manuals: \$2.00
VISA and MasterCard accepted by phone (415) 439-7470. Include 5% shipping. Calif. residents add tax.

Abex
P.O. BOX 26601-C2
SAN FRANCISCO, CA 94126

Parallel, TTL Input I/O TYPEWRITER/PRINTER

*Excellent for Word Processing
*Use as a Computer Printer
*Use as a Typewriter
*Takes Std. Golf Ball Element

399.00

"SELECTRIC"®

Flash Unit Assembly

Same Flash Unit as Described By Forrest Mims of this Mag. Nov. Dec. Jan. '82-'83 Issues
Can be Flashed Every 1 1/3 sec.

Use Order No. D2DS0502 **ONLY \$20**

Call or Write for **Free!** 40 Page Catalog of Illustrated Electronic & Computer Equipment!

BNF Enterprises

119r FOSTER St.
Peabody MA 01960
(617) 531-5774

Accepted

Customer Pays All Shipping Charges.

CIRCLE NO. 100 ON FREE INFORMATION CARD

\$450⁰⁰ WEEKLY


working one or two hours a day with your personal computer. **GUARANTEED.** Simple program process. No special skills or experience. **Free details/application.**

BOND INDUSTRIES

7115 Blanco Road
Dept. 114-178
San Antonio, TX 78216

CIRCLE NO. 101 ON FREE INFORMATION CARD

UNIPROM



THE VERSATILE EPROM HANDLER

- Reads programs 2704, 2708, 2758, 2508, 2516, 2716 (1supply) 2532, 2732, INTEL'S 2732A and the 9755A (INTEL/NEC).
- Reads/writes programs Hitachi 48016 EEPROM'S
- No personality modules required.
- All signals are 5-100 compatible (can adapt to most other buses)
- Port mapping occupies NO memory space.
- Bus clock rates exceeding 6mhz.
- All software is 8080/8085/286 compatible
- Software "user" friendly.
- All software is fully CP/M & CDOS compatible.

Board (A & T) with extensive documentation \$199.00
Disk software (8" or NORTHSTAR 5.25") \$36.00
EPROM-based software with source listing \$55.00
Expansion console, 24 pin \$50.00

Featured in July, August '82 Microsystems



6020 Doniphan (915) 561-5897 El Paso, TX 79932
ELECTRONICS MANUFACTURING SINCE 1975

CIRCLE NO. 103 ON FREE INFORMATION CARD

SINCLAIR ZX81

FORM FITTING DUST COVER

ONLY \$11.95*



Protect your ZX81 from dust, grime and spills with a quality dust cover from The Computer Trader. The form fitted cover provides protection during storage or transport. Available colors: black, tan, royal blue, brown, navy blue and burgundy.

DEALER & DISTRIBUTOR INQUIRIES WELCOME

* California residents add 6% sales tax. Please include \$1 postage and handling. Allow 1-3 weeks for delivery. Specify color and amount.

The Computer Trader
P.O. Box 20976
San Diego, CA 92120 (619) 283-9273

CIRCLE NO. 106 ON FREE INFORMATION CARD

TIMEX-SINCLAIR ZX81 1000



1983 Directory

* Where to find: Disk Drives, RAM Extensions, Printers, Modems, Keyboards, Game & Serious Software, Books, Periodicals, Programming Aids, and other Exciting Accessories!

* Articles on: Special applications like Control Circuitry, Enhanced Graphics, Voice Generation, Music Synthesis, Video Inversion, Light Pens, Joysticks, etc.

* Complete Descriptions: We'll tell you what it is, what it does, how much it costs, and where to buy it.

* Jam-packed w/photographs: We knew you'd want to see what these products look like. So, we got pictures and put them in!


Only \$5.00 ... Postpaid!

To Order: Send check, money order, or VISA/MC number and expiration date. MN residents add 6% sales tax.

Dealer Inquiries Welcome.

E. Arthur Brown Company
Dept. ZC-4 1702 Oak Knoll Drive
Alexandria, MN 56308 Ph: 612/762-8847

A/D 8 channels + D/A 8 channels



Fast 1.6 us A/D conversion time, 100 ns acquisition window, 1 us D/A settling time, 8 bits, 0.5V or 0.25V full scales. Board allows re-arrangement of the pins and other features for easy interlacing to many types of host computers including Sinclair, Apple, TRS80, others. Switches set address. Address picks channel. Inquire about KITS and software. Assembled and tested \$230. Aluminum box and ribbon cable \$15.



301-16th Ave
San Francisco, CA 94118 (415) 752-6294

CIRCLE NO. 104 ON FREE INFORMATION CARD

NEW REDUCED PRICE!



\$149.95

ATTENTION HP-41 OWNERS!

Need more ports for your Extended Memory, Timer, HP-IL or ROMS? The AME DESIGN PORT-X-TENDER is your answer! Expands the 41 System to 10 plug-in positions with built-in battery. No modification of calculator required. PORT-X-TENDER, carrying case and comprehensive manual included. Price: \$149.95 add \$2.50 for shipping, add 6% in CA.

AME DESIGN
Box 373
13450 Maxella, G 185
Marina del Rey, CA 90291
(213) 306-1249

CIRCLE NO. 107 ON FREE INFORMATION CARD

MODULES FOR:

TIMEX-Sinclair

64K MEMORY \$119.⁹⁵ KIT
\$129.⁹⁵ W&T **WHY PAY MORE?**

MODEM \$119.⁹⁵ KIT \$149.⁹⁵ W&T
(RS-232 Port & Software Included)

RS-232 PRINTER INTERFACE
Only **\$59.⁹⁵ KIT** \$69.⁹⁵ W&T

CONTROL MODULE \$59.⁹⁵ KIT
8 Relays, 8 Inputs, 8 LED's \$69.⁹⁵ W&T

Expand your 16K to 32K with our M-16
\$59.⁹⁵ KIT \$69.95 W&T

90 Day Warranty On All Modules.
10 Day Return Privilege

ORDER PHONE 803-532-5812
Add \$4.95 shipping & handling to all orders.

BYTE-BACK CO. CHECKS
P.O. Box 147 Brodie Fd. Leesville, S.C. 2907C
THOUSANDS IN USE WITH PROVEN RELIABILITY.
ALL MODULES IN STOCK.

CIRCLE NO. 102 ON FREE INFORMATION CARD

Why pay more for
TRS-80 ATARI FRANKLIN APPLE EPSON OKIDATA C. ITOH

Color Computer Model II Model III Model 16 Printers

Our prices are so low we aren't allowed to print them!

We have cables to interface our printers with Commodore, IBM, and Osborne computers.

Most items in stock for immediate shipment. Call or write for Free 40 page catalog.



15 Marshall Hill Road
West Milford Mall
West Milford, NJ
07480-2198
In New Jersey call
201-728-8080

CALL TOLL FREE: 800-526-5313

CIRCLE NO. 105 ON FREE INFORMATION CARD

Radio Shack and TDP-100



COMPUTERWARE
Box 668
5809 Special Sts Encinitas, CA 92024
(714) 436-3512

© 1983 COMPUTERWARE, INC.

CIRCLE NO. 106 ON FREE INFORMATION CARD

SAVE 90%

YES you can save up to 90% on a computer system for home or office.

68000 microsystem (8MHz) with 128KB & three RS-232C ports, \$252.00

8086 microcomputer with 128KB & three RS-232C ports, \$204.00

Z80A 4MHz micro with 64KB & two RS-232C ports, \$110.00

Floppy Interface as little as \$60.00

FREE BROCHURE TODAY

DIGATEK CORPORATION
Suite 7
2723 West Butler Drive
Phoenix, Az. 85021

**ROLL-YOUR-OWN TECHNOLOGY
AND SAVE A BUNDLE**

CIRCLE NO. 108 ON FREE INFORMATION CARD

**NEW! M-68000
SINGLE BOARD COMPUTER**



FEATURES:
16 bit Motorola 68000 CPU operating at 16MHz, 256 bytes of on-board fast static RAM, 128 bytes of on-board EPROMS, 3 levels of protected auto-terminated interrupts, 2 memory expansion buses (up to 256K), 2 serial communication ports (RS-232C), 16 bit bidirectional parallel port, 4800 peripheral addressable bus, 5 1/2 inch floppy drives with sector interrupts, on-board real time clock, software compatible with Motorola M1 V86K/8011 boards.

PRICE:
Bare board with documentation \$99.95
M1 V86K/8011 compatible monitor in 2764 EPROMS \$128.00
M48000 CPU & memory map PROMS \$114.00
Shipping and handling (Domestic) \$3.00
(Foreign) \$15.00

EMS (Electronic Mail) International Computer Systems (714) 553-0133
2025 W. 17th St., Pomona, CA 92673

CIRCLE NO. 109 ON FREE INFORMATION CARD

TRS-80

**COLOR
COMPUTER**

Quality Software on:

- DISK
- CARTRIDGE
- CASSETTE

Send for our free catalog

----- clip and mail -----

Eigen Systems Box 10234
Austin, TX 78766
(512) 837-4665


Name _____

Address _____

Zip _____

CIRCLE NO. 110 ON FREE INFORMATION CARD

**Home Control
System
for the VIC 20**



- * Control up to 256 lights & appliances
- * ON, OFF, ALLON, ALLOFF Commands
- * 9 levels of Brightness
- * Manual & Time Control Software
- * Uses BSR remote switches
- * Plugs into User Port

\$59.95

only
MasterCard or VISA Accepted
Call 215-861-0850 to Order

GENESIS COMPUTER CORP.
1444 Linden Street
Bethlehem, PA 18018

VICONTROLLER

CIRCLE NO. 111 ON FREE INFORMATION CARD

SINCLAIR / REAL TIME CLOCK ZX80/1 TIMEX 1000

I/O Board with our Real Time Clock/Calendar

Time Month Date Year Day of Week

23 59 59 12 31 99 7

- Features**
- 8 Outputs capable of driving relays
 - 8 TTL inputs
 - Feed through Sinclair Bus connector to allow normal expansion
 - Battery back-up for clock
 - Expandable Ports
 - All software included
 - 90 day warranty
- Future Products**
- Touch Tone™ encoder/decoder
 - Speech and Sound synthesizer

MODEL	DESCRIPTION	PRICE
Built & Bare PCB Tested & Manual		
310	315 MASTER I/O WITH CLOCK	\$59.95 \$24.95
MODEL 310 ACCESSORY BOARDS		
320	A to D and D to A converter	\$47.95
330	Wireless control system (BSR™)	\$19.95
340	Solid State AC Relay	\$69.95 \$19.95

SPECIALIZED PARTS FOR MODEL 315		
316	Sinclair edge connector, 46 pin w/key	\$12.95
317	Clock IC and crystal (tested)	\$ 4.95
California residents add 6% Shipping and handling \$ 3.95		

Send self addressed stamped envelope for catalog.
JK AUDIO
P.O. Box 3295
Escondido, CA 92025-0580
VISA/MASTERCARD (619) 741-5132 (24 Hr. Order Line)

CIRCLE NO. 112 ON FREE INFORMATION CARD

POWER LINE PROBLEMS?



SPIKE-SPIKERS™... The Solution!

Minimize equipment damaging spikes and conducted RF noise to or from sensitive equipment. Transient surge protection plus low pass RFI hash filtering. All units 120V 15A



MINI II \$44.95

Wall Mount
3-stage filter
2 sockets

QUAD II \$59.95

Wall mount. Dual 3-stage filter
4 sockets & light

DELUXE \$79.95

Dual 5-stage filtered
ckts 8 switch sockets
main switch, fuse, light

Kalglo Electronics Co., Inc. Order Factory Direct
65 84 Ruch Rd. Dept C E 215-837-0700
Bethlehem PA 18017 Out of State 800-523-9685

DEALERS INVITED
PA Res. Add 6% • COD add \$3.00 + Shipping

CIRCLE NO. 113 ON FREE INFORMATION CARD

SINCLAIR/TIMEX ZX81/TIMEX 1000

TouchaMatic™ Overlay

\$9.95 plus \$1.50

Postage/Handling

Call or send for FREE Catalog.

SIGNALMAN MODEM

- Direct Connect
- 300 Baud
- Easy to use
- Accurate

\$89.95 Plus \$3.00 Postage/Handling.

KOPAK Creations, Inc.
Dept. CE4
448 W. 55th St., P.O. Box 1076
New York, N.Y. 10019
(212) 757-8698
(212) 757-9774
24 Hours MasterCard/Visa

CIRCLE NO. 114 ON FREE INFORMATION CARD

TIMEX sinclair 1000

\$85.00



ZX81-Hardware-TS1000	
TIMEX-Sinclair 2020 Printer	\$ 99.95
Mindware MW100 Printer	\$129.95
Memopak 64K RAM Module	\$174.95
Memopak 16K RAM Module	\$ 58.95
Memopak IBM Style Keyboard	\$ 99.95
ZX81-Software-TS1000	
M.P. 16K Spreadsheet	\$21.95
"TFO" 16-64K Data File	\$23.95
Z-Text 16K Word Processor	\$18.95
Inventory Control 16K	\$21.95
"Gulp" maze game	\$15.95

We Pay Shipping On All Orders
We feature Mindware, Memotech, and Timex products for quality and sophistication in both serious and recreational computing. All products are compatible with TS 1000 & ZX81 computers.

To Order: Send check, money order, or VISA/MC number and expiration date. MN residents add 6% sales tax.

Space doesn't permit a complete list of our products.

Write for our Free Descriptive Catalog.
E. Arthur Brown Company
Dept. TC 4 1702 Oak Knoll Drive
Alexandria, MN 56308 Ph: 612/762-8847

**SINCLAIR
ZX-81**

AND TIMEX/SINCLAIR 1000

**CRASH RESISTANT RAM PACK
16K \$39.95**

NO CASE
Assembled & Tested without case \$44.95
Plus \$2.95 S & H. \$4.95 Case Optional
Florida Residents add 5% Sales Tax

Laserscan Electronics

2305 Broadway
Riviera Beach
Florida 33404
(305) 842-4255

IMMEDIATE DELIVERY
MasterCard PHONE ORDERS ACCEPTED VISA
CALL OR WRITE FOR FREE INFORMATION LAYAWAY PLAN AVAILABLE

CIRCLE NO. 115 ON FREE INFORMATION CARD

NEW! S-100 BUS COMPATIBLE
SINGLE BOARD COMPUTER WITH VIDEO OUTPUT



USES:
This card can function as a stand alone single board computer or a S-100 intelligent video interface card.

FEATURES:
4 KHz Z80K - up to 8K or EPROM, up to 8K Static RAM, has 8 RTI inputs, one 8 RTI output port, one 8 RTI sense input port with interrupt, composite video output (RGB), video attributes, reverse video, underline, blinking, graphic capabilities using SMI, CRT 500" and CRT 800Z.

PRICE:
Basic board with documentation \$49.95
Monitor and video terminal software (w/EPROM) \$45.00
Monitor and video terminal software (part lease) \$15.00
Stand off and Parts Kit (optional and lease w/ EPROM) \$15.00

EMS Electronic Mail
P.O. Box 1415 Irvine, CA 92714-1415

CIRCLE NO. 116 ON FREE INFORMATION CARD

LEO ELECTRONICS, INC.
8921 S. Sepulveda #208
Los Angeles, CA 90045
(213) 641-3101 (800) 421-2418

WHY PAY MORE? SAVE MONEY!
LOWEST PRICES ON PARTS!

EPROMS		REGULATORS	
2708	3.00	7805	75
2716	3.75	7812	75
2716	6.00	7815	75
TMS 2716	6.00	7905	85
2732	7.00	7912	85
2532	7.00	7915	85
2754	9.00		

RAMS		MICROPROCESSORS	
4116(200ns)	8/12.00	Z-80A-CPU	5.00
4116(150ns)	8/16.00	8080A	3.00
4164(200ns)	8/52.00	8085A	7.00
4164(150ns)	8/54.00		
6116P-3	6.00		

TERMS: Check, Visa, Mastercard. Call for C.O.D.
U.S. Funds only. California Residents add 6.5% Tax.
SHIPPING: Add \$2.00 for Ground \$5.00 for Air.
ALL MAJOR MANUFACTURERS
ALL PARTS 100% GUARANTEED

CIRCLE NO. 117 ON FREE INFORMATION CARD

UV EPROM ERASER
• Erase any 16 EPROMs - 15 minutes erase time
• Erase up to 728 bytes
• Intensity 1700 mW/cm² at 1"
• Erase up to UV EPROMs 2716, 2732, 2516, 2532, etc.

\$49.95

INDUSTRIAL MODEL
QUV 16/2N
\$68.95
WITH TIMER AND SAFETY SWITCH
QUV 16/2T
\$97.50

INTELLIGENT PROGRAMMER STAND ALONE RS-232
• RELIABLE
• EASY COPY TO OTHER EQUIPMENT TESTS
• COMPATIBLE WITH PC, TRS-80, APPLE, CP/M, FLEX, TEKTRONICS, MSD

(MCS-48) PROGRAMMING
PRICE INCLUDES PERSONALITY MODULE
\$489.00

LOGICAL DEVICES INC.
781 W. OAKLAND PARK BLVD. • FT. LAUDERDALE, FL 33311
Phone Orders (305) 776-5870 • Tel. # as of 1/11/1983 (305) 974-0967
TWX: 510-955-9496

CIRCLE NO. 118 ON FREE INFORMATION CARD

PUT YOUR TIMEX/SINCLAIR COMPUTER TO WORK!
TIMEX/SINCLAIR SOURCEBOOK™

- SOFTWARE
- HARDWARE ADD-ONS
- BOOKS/CATALOGS

Maximize your ZX80, ZX81 or TS1000 computer investment with the TIMEX/SINCLAIR SOURCEBOOK which lists programs, hardware accessories and reference books.

The SOURCEBOOK allows you to quickly identify the ZX computer products you need from a wide variety of sources to put your computer to work. Order your copy today — over 600 listings — only \$6.95 plus \$1.25 P&H (\$2.50 outside the U.S.)

TIMEX/SINCLAIR SOURCEBOOK™
Micro Design Concepts
Dept. CE-4
P. D. Box 280
Carrollton, TX 75006

Send for an application for free listings

CIRCLE NO. 119 ON FREE INFORMATION CARD

COMPUTERS
Buy By Direct Mail

1-800-841-0860

Call For Your Discount Prices

TR-80 **ATARI**
SMITH-CORONA
TEXAS INSTRUMENTS
EPSON
FRANKLIN
OKIDATA **Commodore**

MICRO MANAGEMENT SYSTEMS, INC.
PARCEL DIVISION DEPT. NO. 12
2803 Thomasville Rd. East
Cairo, Georgia 31728
912-377-7120

CIRCLE NO. 120 ON FREE INFORMATION CARD

Vobrax™ SC-01A
SPEECH SYNTHESIZER
\$50 Each
(\$40 in hundreds)

Order in Ones or Thousands

The SC-01A Speech Synthesizer is a completely self-contained solid state device. This single chip phonetically synthesizes continuous speech of unlimited vocabulary.

Computer interfaces and text-to-speech algorithms also available for product development.

Micromint is the largest U.S. distributor of the SC-01A. Call us for a price quote.

Call 1-800-645-3479, in N.Y. 1-516-374-6793

MICROMINT INC.
561 Willow Avenue
Cedarhurst, NY 11516

Add \$2.00 for shipping & handling

CIRCLE NO. 121 ON FREE INFORMATION CARD

I WILL BEAT ANY COMPETITOR'S PRICE PROVIDED IT IS NOT BELOW MY COST TRY TO BEAT THESE IC PRICES:

DYNAMIC RAM		
64K	200 ns	\$4.85
64K	150 ns	5.10
16K	200 ns	1.25
EPROM		
2764	300 ns	\$8.00
2732	450 ns	4.15
2716	450 ns	3.33
2532	450 ns	4.70
STATIC RAM		
6116P-3	150 ns	\$4.40
2016	100 ns	4.00
2114	200 ns	1.60
Z80A FAMILY		
CPU, CTC, or PIO		\$3.39
DART		8.25
DMA or SIO0		12.50

MasterCard VISA or UPS CASH COD
Factory New, Prime Parts

MICROPROCESSORS UNLIMITED
24 000 South Petros Ave
BEGGS, OK 74421
(918) 267-4961

Prices subject to change. Call for volume prices. Subject to available quantities. Shipping & insurance extra. Cash discount prices shown.

CIRCLE NO. 122 ON FREE INFORMATION CARD

VIC-20

VIC-20 INTERFACING BLUE BOOK
Did you know that your VIC can be used to control a 99c toy motor so effectively that it runs like a precision machine? Or that you can build an accurate digital thermometer using 1 vic and four parts costing less than \$5?

These and other 18 interfacing projects selected for usefulness, ease of construction and low cost are detailed in the VIC-20 Interfacing Blue Book, a veritable gold mine of practical information on how to build a variety of interfaces for your computer.

Projects Include: Connecting VIC to your stereo; Pickproof digital lock; Capacitance meter; Liquid level sensor; Telephone dialer; Voice output; 8K/16K RAM ROM expansion; 128K RAM expansion; 8-bit precision D/A; 8-bit A/D converter; MX-80 interface and more.

Written by a college professor in a friendly and informative style, the Blue Book gives you theory of operation, schematics, program listings, parts list, construction hints and sources of materials for each one of the 20 projects.

If you want to get the most out of your VIC this book is a must. Cost \$14.95 (less than 75¢ per project!). Price includes postage.

microsignal Dept. B1
P.O. Box 22
MILLWOOD NY 10546

CIRCLE NO. 123 ON FREE INFORMATION CARD

MICRO SOLUTIONS

8 To 16 BIT UPGRADE
TRUE 16 BIT PROCESSING

- Z8001 Microprocessor (upgradable to Z8003)
- 2 Kx 16 Epprom with Monitor Program (E²Rom optional)
- 16 Vectored Interrupts
- Full IEEE 696 (S100) Compatibility
- All Z8001 Features available
- Battery backup time of day clock
- Requires ram capable of word transfers

*Model M8000 CPU Board \$425.00
*Model M8000 EE optional E²Rom \$ 75.00

SPECIAL (until May 31, 1983) M8000 EE Free with purchase of M8000 CPU Board

6 month limited warranty

To order
Call 1-800-821-8858, in New Mexico 1-505-523-0975

or
Write Micro Solution Inc. Suite 191 A 1608 E.I. Paseo Rd Las Cruces, NM 88001
Visa and Master Card welcome. Include check or money order. New Mexico residents add 4.5% sales tax.

CIRCLE NO. 124 ON FREE INFORMATION CARD

Now we can make any computer sing as well as talk, for only \$219.



As featured in Garcia's Circuit Cellar "BYTE" Magazine, September, October 1982.

Microvox.

MICROVOX is a completely self contained professional voice quality text-to-speech synthesizer. MICROVOX may be easily interfaced to any computer modem, RS-232C serial or parallel output device.

- 6502 Microprocessor based text-to-speech algorithm
- SC-01A phoneme based speech synthesizer
- 64 crystal controlled inflection levels
- 3000 character buffer
- RS-232C and parallel port interfaces
- On board power supply
- Music and sound effects capability

MV01 Microvox Assembled & Tested \$299.00
MV02 Microvox, complete kit \$219.00

To Order: Call Toll Free 1-800-645-3479
In N.Y. 1-516-374-6793
MICROMINT, INC.
561 Willow Avenue
Cedarhurst, NY 11516

CIRCLE NO. 125 ON FREE INFORMATION CARD



STEP UP!

Quality Software for Apple II, Apple III, IBM PC.

Medical, Dental, Office And Educational Software

For further information call (619) 365-6668

COMPUTER SERVICE
Vintage Data Center, P.O. Box 803
Joshua Tree, California 92522

CIRCLE NO. 126 ON FREE INFORMATION CARD

ZX81 TS-1000



Now!
KEY-TOP SYMBOLS IN 3 COLORS

The Crowning Touch for Your Converted Keyboard


- Original ZX-81 Key Designations in Black, Red and Blue on White Plastic.
- Easy, illustrated instructions for converting inexpensive surplus keyboards to full-size, ZX-81/TS1000 consoles.
- Do's and Don'ts for selecting surplus keyboards.
- Includes schematics, and full instructions for bonding tops to key caps.
- Money-back guarantee.

\$9.95

MULE Electronics
Dept. 310
444 Lincoln Bl. Venice, Ca. 90291

Please add \$1.50 for shipping, and include 6% sales tax in California.

CIRCLE NO. 127 ON FREE INFORMATION CARD



CONTROL THE WORLD!

A/D conversion, high current outputs, switch closure and logic inputs, BASIC language, RS-232 and cassette interfaces, and EPROM programmer are only some of the features of this family of single board computers. The lowest cost unit can control more than 2000 external devices. Programmed learning text, software, and other support available. Industrial, educational, and home uses. Prices start below \$150.

Octagon Systems Corporation
5150 West 80th Avenue Suite B
Westminster, CO 80020
(303) 426-9780

CIRCLE NO. 128 ON FREE INFORMATION CARD

TIMEX SINCLAIR 1000 SOFTWARE

ALSO COMPATIBLE WITH ZX81

FREE CATALOGUE

Fill out reader service card or write:

ORBYTE SOFTWARE
THE CREATIVE FORCETM

P.O. Box 948, Waterbury, CT 06720
203-753-8308

CIRCLE NO. 129 ON FREE INFORMATION CARD

ARBITRARY WAVEFORM GENERATOR ONLY \$345!

Generate any custom waveform with the Apple Computer.

- analog and digital outputs
- up to 20 volts p-p output
- 7 thru 10 MHz
- 64 words
- 18 channels
- Interval timer
- Delayed triggering
- Sequential triggers
- State and timing display
- 125 ns/pt. - 1 sec/pt
- up to 2048 points
- 8 bit resolution

Use the Apple Computer to capture and display digital data

LOGIC ANALYZER ONLY \$995.00!

PACIFIC MICROSYSTEMS INC.
160 GATE 5 ROAD • SAUSALITO, CA 94965 (415) 331-2525

CIRCLE NO. 130 ON FREE INFORMATION CARD



RADIO SHACK TRS-80's™

We offer Special Discounts, Free Shipping and a Toll Free Order Number

1-800-531-7466 TOLL FREE

Pan American Electronics

Dept. P.E. - 1117 Conway Avenue
Mission, Texas 78572
(512) 581-2766 Telex 767339

CIRCLE NO. 131 ON FREE INFORMATION CARD

SINCLAIR 'SETTE

The Subscription Magazine for the Sinclair ZX-81/TS-1000 Microcomputers

Games, Educational, Business, Graphics Tutorial, 1K, 2K, 16K, Etc.

12 Mo. Issues — 6 Bi-Month CASSETTES
AT LEAST 6 PROGRAMS EACH

\$39.50
III Residents add \$2.07 tax
outside USA add \$10.00

Ask for operator # 383
24 Hr. Hot Line 800-543-1300
THE S & S COMPANY
388 W. Lake Street, Dept. CE
Addison, IL 60101
(312) 628-8955

CIRCLE NO. 132 ON FREE INFORMATION CARD

Sinclair Computing

Not just another newsletter, **Sinclair Computing** is a typeset magazine with color illustrations, published monthly. If you own a Sinclair or Timex/Sinclair Computer you need Sinclair Computing. Every issue is packed with informative Articles, New Products, Users Groups, News Bits, Letters, Ask Sinclair Corp., Reviews, Tutorials, Hardware Projects (many for under \$10), Programs, and Games. If after your first issue you are not fully satisfied...cancel your subscription for a FULL refund.

FOR JUST **\$2.95** PER ISSUE YOU CAN MAKE THE MOST OF YOUR SINCLAIR or TIMEX/SINCLAIR COMPUTER.

One year for just \$36.
Two years for just \$65.

Please enclose check or money order.

Sinclair Computing

Box 95 SC, Glenmont, NY 12077

CIRCLE NO. 133 ON FREE INFORMATION CARD

FLY BOARD
Programable INTERFACE
 for the Apple II

The FLY BOARD is an interfacing system designed for Apple Owners who want to learn computer interfacing. The FLY BOARD is programmable through BASIC or Assembly.

Fly Board's Hardware:

- 6522 VIA
 - 16 bidirectional I/O lines
 - 8 control lines
 - 2 16-bit timers
 - interrupt ability
- 2K bytes RAM
 - Apple's TRM commands
 - replaceable with an EPROM
 - not used by monitor, BASIC, or DOS
- 2 - 36" DIP Jumper Cables
 - adjust to your projects

Support Materials Included:

- User's Manual expertly written to guide the novice and intrigue the expert
- Summary Card (pages at a glance)
- Engineer's Notebook 28 page electronic notebook
- 6522 Data Sheet exhibits advanced features

129⁹⁵ Apple II use only \$27 for shipping **SHAVE SYSTEMS** Apple II use only \$27 for shipping (312) 966-4505

CIRCLE NO. 134 ON FREE INFORMATION CARD

TIMEX SINCLAIR 1000
SINCLAIR ZX81 SOFTWARE
 CALL OR WRITE FOR FREE CATALOG

SOFTSYNC, INC.
 14 E. 34th St. NY, NY 10016
 212-685-2080

CIRCLE NO. 135 ON FREE INFORMATION CARD

TRS-80 COMPUTERS

Model II \$2659
 Model III 16K \$815
 Model III 48k, 2 Drives RS232 \$1848

DAVONG HARD DRIVES
 For IBM, Apple II and Apple III
 Specify Internal/External \$CALL

SLOW — PRINTERS — \$CALL
EPSON — TEC/C-ITOH/PMC/ — GEMINI
 All Printers and Accessories in stock
DISCOUNT PRICES
 Full line of Radio Shack & TCS Custom Computers.
 Ask about our TCS MODEL 12.
 Call for Catalog.

TEXAS COMPUTERS SYSTEMS
 P.O. Box 1327 Arlington, Texas 76004-1327
TOLL FREE 800-433-5184
 TEXAS RESIDENTS 817-274-5625

PAYMENT: Money Order, Cashier's Check or Certified Check. Prices reflect 3% cash discount. Call if using Visa, Mastercard or AmExpress.

CIRCLE NO. 136 ON FREE INFORMATION CARD

★**MICROCOMPUTER**★
BUSINESS SOFTWARE

MEDICAL MGMT...
 DENTAL MGMT...
 INSURANCE AGENT
 LEGAL BILLING.....
 PROPERTY MGMT..
 AND MUCH MORE !

UNIVAIR INTERNATIONAL
 9024 St. Charles Rock Road
 ST. LOUIS, MISSOURI U.S.A. 63114
 (314) 426-1099

CIRCLE NO. 137 ON FREE INFORMATION CARD

EDGE CARD CONNECTORS

S-100		APPLE BUS	
125 X .250 (100 PIN)	100 X .2 (50 PIN)		
PC MOUNT	QTY	WIREWRAP	PC MOUNT QTY WIREWRAP
\$5.25	1 to 9 Pieces	\$6.25	\$3.20 1 to 9 Pieces \$3.85
4.97	10 to 49 Pieces	5.82	3.05 10 to 49 Pieces 3.60
4.66	50 to 99 Pieces	5.45	2.56 50 to 99 Pieces 3.35
4.24	100 to 249 Pieces	4.95	2.40 100 to 249 Pieces 2.80

WESTLAND ELECTRONICS has a complete line of Texas Instruments Edge Card Connectors

MEMORY

4116	300 ns	8 \$12.95 each
4116	250 ns	8 \$13.95
4116	200 ns	8 \$15.95
4116	150 ns	8 \$17.95
6116	P3 2K X 8 CMOS RAM	\$ 7.25
2716	2K X 8 EPROM	\$ 4.49
2732	4K X 8 EPROM	\$ 6.95
2764	HK X 8	\$18.00

SC-01 VOICE SYNTHESIZER CHIP \$55.00
 WESTLAND ELECTRONICS now stocks all standard values of 1% metal film resistors from 10 OHMS to 1 MEG OHMS.
 SEND FOR A COMPLETE CATALOG
 CALL OR WRITE:
WESTLAND ELECTRONICS
 37387 FORD ROAD
 WESTLAND, MI. 48185
 313-728-0650 in Michigan
 1-800-521-0664 outside Michigan

CIRCLE NO. 138 ON FREE INFORMATION CARD

COMPUTER CASSETTES
BASF -DPS
 THE WORLD'S FINEST
 Data media for all microcomputers.
 Used nationwide by software manufacturers, hobbyists, schools and businesses. Premium 5-screw shell with leader fits all standard recorders.
 SATISFACTION GUARANTEED OR MONEY BACK.

ITEM	1 DOZ.	2 DOZ.
C-05	7.50	13.50
C-10	8.00	14.00
C-20	10.00	18.00
Hard Box	2.50	4.00

FOR IMMEDIATE SHIPMENT USE YOUR VISA OR MASTERCARD CALL 213/710-1430

YORK 10™ Computerware
 24573 Kittledge St., P1 Canoga Park, CA 91307
 CIRCLE NO. 139 ON FREE INFORMATION CARD

DISC DRIVE HEAD CLEANER DISCS
MAIN FEATURES:

- *Non-abrasive dry cleaner; no liquid, no mess.
- *Easy to use... insert as a regular disc.
- *Cleans automatically without chemicals.
- *Protective plastic folder—prevents contamination of cleaner.
- *For use with single or double sided drives.
- *Available for 5 1/4" and 8" flexible disc drives
- *Two discs per box;
 - **Thirty cleanings for sided drives
 - **Fifteen cleanings for double sided drives

RETAIL PRICE \$24.95
ZOLMAN INTERNATIONAL, INC.
 600 Montgomery St. 45th Fl.
 San Francisco, CA. 94111
 Dept. E
 or Call (415) 421-5340

CIRCLE NO. 140 ON FREE INFORMATION CARD

FREE CATALOG!

Just let us know and we'll mail you a FREE *Creative Computing* Catalog—16 pages filled with books, buyer's guides, magazines, and more!

To get your FREE catalog, write to: *Creative Computing* Catalog, Dept. NA1X 39 East Hanover Ave., Morris Plains, NJ 07950.

Get Serious About
ZX81 & TS 1000
 Computing.

PROFESSIONAL KEYBOARD Makes your ZX81 easier to use. Enter programs quickly and error-free. Plugs straight into your ZX81 without any soldering. Has 47 keys and a full space bar. \$85.00

64K RAM Expand your ZX81 memory capacity to its maximum. Plugs in directly to your ZX81. \$149.95

16K RAM \$49.95

Software on Cassette

MULTIFILE PLUS Data storage system for 16K. You define the file headings and input your information, then you can access it any way you want. Handles both numerical and string files. Package includes Program tape, 3 data storage tapes, 8 page instruction manual and attractive storage case. \$34.95

KRAKIT The Ultimate Adventure. With a real cash pay off for one winner confirmed by the judges to have solved 12 mystery clues. \$19.95

PLUS MANY, MANY MORE
 Circle reader service # for FREE Catalog

Call Toll Free 1-800-833-8400
 In New York (716) 874-5510

GLADSTONE Electronics
 Mail order to 1585 Kenmore Ave. Buffalo, N.Y. 14217
 Checks or money orders. No CODs. Add shipping.

Answering Machine Price Breakthrough!

THE "EVERYTHING MACHINE" FROM COBRA—NOW AT AN INCREDIBLE LOW PRICE PLUS A FREE PUSH-BUTTON TELEPHONE



**Full One-Year Warranty
and Ten-Day Trial Period
on this Exclusive Offer**

If you're like most busy people and haven't gotten around to picking up a telephone answering machine or if you're waiting for prices to come down, we think we can make it easy for you to decide. The Cobra Remote probably has every feature you could ever use. And you won't have to spend \$250 or \$300 to get those features. Plus, as a completely free bonus, you get a Cobra push-button telephone. **Total price: \$149.95.** ←

LOOK AT ALL YOU GET:

FULL REMOTE OPERATION SO YOU CAN CALL IN FOR YOUR MESSAGES ANYTIME FROM ANYWHERE. Simply call your own phone number from any telephone in the world, "beep" your pocket-size remote device into the mouthpiece, and hear your messages played back to you.

"VOX" VOICE ACTUATION CIRCUIT TAKES ANY LENGTH MESSAGE. Your Cobra Remote begins recording an incoming message when it "hears" the caller's voice. It continues to record for as long as the caller talks or until he or she hangs up. And Cobra will take an unlimited number of messages.

TWO CASSETTES FOR CONVENIENCE AND EASE IN CHANGING YOUR MESSAGE. Your "hello" message is recorded on one cassette (just by pushing a button and speaking into the built-in microphone). Incoming messages from callers are taken on a second cassette. This gives you three advantages: 1. You need to record your announcement only once, not thirty

times as with some machines. 2. You can change your message at will—push a button and speak. 3. You can erase the messages you've already heard and re-use the cassette, or you can file cassettes away to keep a permanent record of your messages.

EXCLUSIVE 'DISCONNECT DIRECTOR' MEANS NO ANNOYING DIAL TONES TO LISTEN TO. If a caller hangs up without leaving a message, and a dial tone comes on, your Cobra will know the difference between a dial tone and a voice, and immediately stop recording.

ADJUSTABLE NUMBER OF RINGS. You can set the Cobra to answer your phone after four rings or two rings to give you the chance to answer the phone before the machine does.

FREEDOM-OF-CHOICE CALL MONITORING. If you're busy or not in the mood to talk, let Cobra answer the phone for you while you listen to the caller over the built-in loudspeaker. Then if you do decide to talk, simply pick up the phone yourself.

RED L.E.D. LIGHT FOR CALLS RECEIVED. Light will flash if messages have come in while you were away.

FULL-FEATURED KEYBOARD Simple and convenient, the Cobra Remote is the only all-push-button machine with all the luxury features including fast forward, fast rewind, and remote rewind.

FAMOUS COBRA QUALITY AND FULL-YEAR WARRANTY. We guarantee both the Cobra Remote and telephone for a full year because it is highly unlikely that anything will go wrong. Cobra manufactures these units with the same precision that goes into their famous CBs and cordless phones.

ABOUT YOUR FREE COBRA PHONE. You get easy push-button dialing whether you now have Touch-Tone or rotary phones...Automatically re-dials number if busy...Has built-in "HOLD" button...On/off switch for ringer. No wiring needed—just plug in...Save the Telephone Company rental charge—own your phone FREE!

P. S. If you think you've found a better value than this, let us know and we'll beat it. We love the Cobra for quality and price, but also carry every brand of phone equipment. Call or write us with your best price.

THE RIGHT ANSWER

111 Third Avenue
New York, NY 10003

CIRCLE NO. 76 ON FREE INFORMATION CARD



Call collect for "Order Dept."

SAME-DAY SHIPPING

...If you pay by money order, certified check, or credit card. Outside USA, add First Class postage for 7 pounds, plus insurance.

ORDER BY PHONE
Call 24 hours a day
212/734-4455

TO: THE RIGHT ANSWER, 111 Third Avenue, New York, NY 10003

Enclosed is \$ _____ for _____ COBRA REMOTES WITH PHONES

QTY _____

@ \$149.95 including FREE phone (Additional phones \$29.95 each.)
(Additional remote beepers only \$19.95 each.)

CE

Shipping & insurance \$2.95 per order. N.Y. residents add tax.

Charge my: VISA MC DC AM EX Phone # _____

Card# _____ Exp Date _____

Name _____ Signature _____

Address (Not P.O. Box) _____

City _____ State _____ Zip _____

FRANKLIN'S BAKER'S DOZEN!

13 Good Reasons to Buy the **ACE1200**

1. Apple[®] II-compatible
2. CP/M[®]-compatible
3. 128K of RAM
4. Built-in floppy disk drive
5. Disk controller
6. 80 column card
7. Serial interface
8. Parallel interface
9. Upper and lower case
10. VisiCalc[®] keys
11. Cursor control pad
12. Numeric pad
13. Auto repeat keys

Extras can more than double the price of your personal computer. Not so with the Franklin ACE 1200. It's the professional computer system that includes the extras—and a long list of exclusive Franklin features that make it the most extraordinary value on the market today.

The ACE 1200 has everything you'll need to add a color or black and white monitor, modem, printer, back-up disk drive and other accessories. You can choose from the enormous selection of Apple programs and peripherals because the ACE 1200 is hardware- and software-compatible with

the Apple II. And, with the built-in CP/M card, you can run both Apple II and CP/M programs. Franklin's CP/M operates three times as fast as many competing systems, drastically reducing processing time for most business applications.

The Franklin ACE 1200—the most extraordinary value on the market today. Call or write today for the name of your local authorized Franklin dealer.

Franklin ACE is a trademark of Franklin Computer Corporation. Apple is a registered trademark of Apple Computer Inc. CP/M is a registered trademark of Digital Research Inc. VisiCalc is a registered trademark of Visi Corp.



FRANKLIN
COMPUTER CORPORATION

7030 Colonial Highway, Pennsauken, NJ 08109 609-488-1700

CIRCLE NO. 59 ON FREE INFORMATION CARD

THE LEADING EDGE IN PRINTERS

ONE GREAT LINE. ONE GREAT WARRANTY.


Finally, there's one full family of printers that covers every business or word processing application—all from C. Itzh, a company known for packing more product into less price, and all distributed exclusively by Leading Edge, a company known for searching out and providing that very thing. Which means that one call to one source can get you any printer, any time you need it, for any purpose. All backed by a full year's warranty from Leading Edge. (Try *that* on any other line of printers.)

THE PRO'S.

The Prowriters: business printers—and more. The "more" is a dot-matrix process with more dots. It gives you dense, correspondence quality copy (as opposed to business quality copy, which looks like a bad job of spray-painting).

Prowriter: 120 cps. 80 columns dot matrix compressable to 136. 10" carriage. Parallel or serial interface.

Prowriter 2: Same as Prowriter, except 15" carriage allows full 136 columns in normal print mode. Parallel or serial interface.



See Us At Booth #1146
COMDEX/SPRING '83
April 24-29, 1983
Georgia World Congress Center and
The Atlanta Apparel Mart
Atlanta, Georgia

THE STAR.

The Starwriter F-10. In short (or more precisely, in a sleek 6" high, 30-pound unit), it gives you more of just about everything—except bulk and noise—than any other printer in its price range. It's a 40 cps letter-quality daisy-wheel with a bunch of built-in functions to simplify and speed up word processing. It plugs into almost any micro on the market, serial or parallel.



THE MASTER.

The Printmaster F-10. Does all the same good stuff as the Starwriter except, at 55 cps, the Master does it faster.



Distributed Exclusively by Leading Edge Products, Inc., 225 Turnpike Street, Canton, Massachusetts 02021.
Call: toll-free 1-800-343-6833; or in Massachusetts call collect (617) 828-8150. Telex 951-624.

CIRCLE NO. 20 ON FREE INFORMATION CARD