

# Popular Electronics


WORLD'S LARGEST-SELLING ELECTRONICS MAGAZINE

FEBRUARY 1980/95¢

## Audio Noise Source For Testing Hi-Fi How a Car "Economometer" Can Save Gas A Mastermind Controller for Photo Labs

### The New Digital Multimeters

How to Make the Right Buying Judgments



02  
14024 14278  
F CHIECHI  
37 COVINGTON ST  
HUNTINGTON STA NY 11746  
580956 CIE 0037C096 1410 AUG80

Issue

2100 FM Tuner  
500 Speaker System  
KG Dynamics PRO-20 Dynamic Processor

# When quality counts

Do not be fooled by the low prices, these brand new lab quality frequency counters have important advantages over instruments costing much more. The models 7010 and 8010 are not old counters repackaged but 100% new designs using the latest LSI state-of-the-art circuitry. With only 4 IC's, our new 7010 offers a host of features including 10 Hz to 600 MHz operation, 9 digit display, 3 gate times and more. This outperforms units using 10-15 IC's at several times the size and power consumption. The older designs using many more parts increase the possibility of failure and complexity of troubleshooting. Look closely at our impressive specifications and note you can buy these lab quality counters for similar or less money than hobby quality units with TV xtal time bases and plastic cases!

Both the new 7010 and 8010 have new amplifier circuits with amazingly flat frequency response and improved dynamic range. Sensitivity is excellent and charted below for all frequencies covered by the instruments.

Both counters use a modern, no warm up, 10 MHz TCXO [temperature compensated xtal oscillator] time base with external clock capability - no economical 3.579545 MHz TV xtal.

Quality metal cases with machine screws and heavy gauge black anodized aluminum provide RF shielding, light weight and are rugged and attractive - not economical plastic.

For improved resolution there are 3 gate times on the 7010 and 8 gate times on the 8010 with rapid display update. For example, the 10 second gate time on either model will update the continuous display every 10.2 seconds. Some competitive counters offering a 10 second gate time may require 20 seconds between display updates.

The 7010 and 8010 carry a 100% parts and labor guarantee for a full year. No "limited" guarantee here! Fast service when you need it too, 90% of all serviced instruments are on the way back to the user within two business days.

We have earned a reputation for state-of-the-art designs, quality products, fast service and honest advertising. All of our products are manufactured and shipped from our modern 13,000 square foot facility in Ft. Lauderdale, Florida.

When quality counts...count on Optoelectronics.



MODEL 7010 600 MHz

MODEL 8010 1 GHz

- 100% U.S.A. FACTORY ASSEMBLED
- 100% PARTS & LABOR YEAR GUARANTEE
- CERTIFIED NBS TRACEABLE CALIBRATION
- EXTERNAL CLOCK INPUT
- DISPLAY HOLD FUNCTION
- 9 RED-LED DIGITS 4" HIGH
- .1 Hz RESOLUTION
- 0.1 PPM 10 MHz TCXO TIME BASE
- LAB/PORTABLE-AC ADAPTER INCLUDED
- 1 MEGOHM & 50 OHM INPUTS
- STATE-OF-THE-ART LSI DESIGNS
- COMPREHENSIVE USER MANUAL PROVIDED

● COMPACT SIZES—7010 1-3/4" Hx4-1/4" Wx5-1/4" D 8010 3" Hx7-1/2" Wx6-1/2" D

MODEL	\$ PRICE	RANGE 10Hz to	LED DIGITS	SENSITIVITY				GATE TIMES	RESOLUTION			TCXO TIME BASE		EXT CLOCK INPUT	NI-CAD BATT PACK
				25-250 MHz	250-450 MHz	450 MHz-1GHz	HI-Z INPUT 10Hz - 60 MHz		12 MHz	60 MHz	MAX. FREQ.	20°-40° C FREQ.			
7010 *7010.1	145.00 225.00	600 MHz	9	4-20 mV	10-30 mV	40 mV 600 MHz	1-10 mV	10   .1, 1.10 SEC	.1 Hz	1 Hz	10 Hz 600 MHz	1 PPM 0.1 PPM	10 MHz	YES OPTION \$25.	YES OPTION \$15.
8010 *8010.1	325.00 405.00	1-GHz	9	1-10 mV	5-20 mV	10-25 mV	1-10 mV	10   .1, 1.10 SEC	.1 Hz	1 Hz	10 Hz 1 GHz	1 PPM 0.1 PPM	10 MHz	YES STD	YES OPTION \$39.

\* Has precision 0.1 PPM TCXO time base.

#### MODEL 7010

- #7010 600 MHz Counter - 1 PPM TCXO \$145.00
- #7010.1 600 MHz Counter - 0.1 PPM TCXO \$225.00

#### OPTIONS

- #NI-Cad-701 Ni-Cad Battery Pack & charging circuitry  
Installs inside unit \$ 15.00
- #EC-70 External Clock Input, 10 MHz \$ 25.00
- #CC-70 Carry Case, Padded Black Vinyl \$ 8.95

#### MODEL 8010

- #8010 1 GHz Counter - 1 PPM TCXO \$325.00
- #8010.1 1 GHz Counter - 0.1 PPM TCXO \$405.00
- #8010.1-12 1.3 GHz Counter - 0.1 PPM TCXO \$495.00

#### OPTIONS

- #Ni-Cad-301 Ni-Cad Battery Pack & charging circuitry  
Installs inside unit \$ 39.00
- #CC-80 Carry Case, Padded Black Vinyl \$ 9.95

#### ACCESSORIES

- #TA-100 Telescope Ant with Right Angle BNC \$ 9.95
- #P-100 Probe, 50 ohm, 1x \$13.95
- #P-101 Probe, Lo-Pass, Audio Usage \$16.95
- #P-102 Probe, HI-Z, General Purpose \$16.95



ORDER FACTORY DIRECT • CALL TOLL FREE



## Optoelectronics inc

5821 N.E. 14th Avenue, Fort Lauderdale, Florida 33334

## 1-800-327-5912

FROM FLORIDA (305) 771-2051/2

TERMS: Orders to U.S. and Canada, add 5% for shipping, handling and insurance to a maximum of \$10.00. All other orders add 10%. C.O.D. collection fee \$1.00. Orders under \$15.00 add extra \$1.00 handling. Regular checks must clear before order is shipped. Florida residents add 4% sales tax.

# FTC Revolt

*You've heard of the tax revolt. It's about time for an FTC revolt. Here's my story and why we've got to stop federal bureaucratic regulation.*

By Joseph Sugarman,  
President, JS&A Group, Inc.

I'm pretty lucky. When I started my business in my basement eight years ago, I had little more than an idea and a product.

The product was the pocket calculator. The idea was to sell it through advertisements in national magazines and newspapers.

Those first years in the basement weren't easy. But, we worked hard and through imaginative advertising and a dedicated staff, JS&A grew rapidly to become well recognized as an innovator in electronics and marketing.

### THREE BLIZZARDS

In January of 1979, three major blizzards struck the Chicago area. The heaviest snowfall hit Northbrook, our village—just 20 miles north of Chicago.

Many of our employees were stranded—unable to get to our office where huge drifts made travel impossible. Not only were we unable to reach our office, but our computer totally broke down leaving us in even deeper trouble.

But we fought back. Our staff worked around the clock and on weekends. First, we processed orders manually. We also hired a group of computer specialists, rented outside computer time, employed a computer service bureau, and hired temporary help to feed this new computer network. We never gave up. Our totally dedicated staff and the patience of many of our customers helped us through the worst few months in our history. Although there were many customers who had to wait over 30 days for their parcels, every package was eventually shipped.

### WE OPENED OUR DOORS

During this period, some of our customers called the FTC (Federal Trade Commission) to complain. We couldn't blame them. Despite our efforts to manually notify our customers of our delays, our computer was not functioning making the task extremely difficult.

The FTC advised JS&A of these complaints. To assure the FTC that we were a responsible company, we invited them to visit us. During their visit we showed them our computerized microfilm system which we use to back up every transaction. We showed them our new dual computer system (our main system and a backup system in case our main system ever failed again). And, we demonstrated how we were able to locate and trace every order. We were very cooperative, allowing them to look at every document they requested.

The FTC left. About one week later, they

called and told us that they wanted us to pay a \$100,000 penalty for not shipping our products within their 30-day rule. (The FTC rule states that anyone paying by check is entitled to have their purchase shipped within 30 days or they must be notified and given the option to cancel.)

### NOT BY CONGRESS

The FTC rule is not a law nor a statute passed by Congress, but rather a rule created by the FTC to strengthen their enforcement powers. I always felt that the rule was intended to be used against companies that purposely took advantage of the consumer. Instead, it appears that the real violators, who often are too difficult to prosecute, get away while JS&A, a visible and highly respected company that pays taxes and has contributed to our free enterprise system, is singled out. I don't think that was the intent of the rule.

And when the FTC goes to court, they have the full resources of the US Government. Small, legitimate businesses haven't got a chance.

We're not perfect. We do make mistakes. But if we do make a mistake, we admit it, accept the responsibility, and then take whatever measures necessary to correct it. That's how we've built our reputation.

### BLOW YOUR KNEE CAPS OFF

Our attorneys advised us to settle. As one attorney said, "It's like a bully pulling out a gun and saying, 'If you don't give me a nickel, I'll blow your knee caps off.'" They advised us that the government will subpoena thousands of documents to harass us and cause us great inconvenience. They warned us that even if we went to court and won, we would end up spending more in legal fees than if we settled.

To settle would mean to negotiate a fine and sign a consent decree. The FTC would then issue a press release publicizing their victory.

At first we tried to settle. We met with two young FTC attorneys and agreed in principle to pay consumers for any damages caused them. But there were practically no damages, just a temporary computer problem, some late shipments, and some bad weather. The FTC then issued a massive subpoena requesting documents that will take us months to gather and which we feel was designed to harass or force us to accept their original \$100,000 settlement request.

Remember, the FTC publicizes their actions. And the higher the fine, the more the

publicity and the more stature these two attorneys will have at the FTC.

If this all sounds like blackmail—that's just what it appeared to be to us.

We did ship our products late—something we've admitted to them and which we publicly admit here, but we refuse to be blackmailed into paying a huge fine at the expense of our company's reputation—something we've worked hard eight years to build.

We're not a big company and we realize it would be easier to settle now at any cost. But we're not. If this advertisement can attract the attention of Congressmen and Senators who have the power to stop the harassment of Americans by the FTC, then our efforts will be well spent.

### ALL AMERICANS AFFECTED

Federal regulation and the whims of a few career-building bureaucrats is costing taxpayers millions, destroying our free enterprise system, affecting our productivity as a nation and as a result is lowering everybody's standard of living.

I urge Congressmen, Senators, businessmen and above all, the consumer to support legislation to take the powers of the FTC from the hands of a few unelected officials and bring them back to Congress and the people.

I will be running this advertisement in hundreds of magazines and newspapers during the coming months. I'm not asking for contributions to support my effort as this is my battle, but I do urge you to send this advertisement to your Congressmen and Senators. That's how you can help.

America was built on the free enterprise system. Today, the FTC is undermining this system. Freedom is not something that can be taken for granted and you often must fight for what you believe. I'm prepared to lead that fight. Please help me.

*Note: To find out the complete story and for a guide on what action you can take, write me personally for my free booklet, "Blow your knee caps off."*




*My story is only one example of how the FTC is harassing small businesses but I'm not going to sit back and take it.*

**JS&A** PRODUCTS  
THAT THINK  
One JS&A Plaza, Northbrook, Ill. 60062  
© JS&A Group, Inc., 1979

## From PERCOM

One-Drive System:  
\$399. (40-track) & \$675. (77-track)  
Two-Drive System:  
\$795. (40-track drives) & \$1350. (77-track drives)  
Three-Drive System:  
\$1195. (40-track drives) & \$2025. (77-track drives)  
Requires Expansion Interface, Level II BASIC & 16K RAM.



## Low Cost Add-On Storage for Your TRS-80\* . In the Size You Want.

When you're ready for add-on disk storage, we're ready for you.  
Ready with six mini-disk storage systems — 102K bytes to 591K bytes of  
additional *on-line* storage for your TRS-80\* .

- Choose either 40-track TFD-100™ drives or 77-track TFD-200™ drives.
- One-, two- and three-drive systems immediately available.
- Systems include Percom PATCH PAK #1™, on disk, at no extra charge. PATCH PAK #1™ de-glitches and upgrades TRSDOS\* for 40- and 77-track operation.
- TFD-100™ drives accommodate "flippy disks." Store 205K bytes per mini-disk.
- Low prices. A single-drive TFD-100™ costs just \$399. Price includes PATCH PAK #1™ disk.
- Enclosures are finished in system-compatible "Tandy-silver" enamel.

Whether you need a single, 40-track TFD-100™ add-on or a three-drive add-on with 77-track TFD-200™s, you get more data storage for less money from Percom.

Our TFD-100™ drive, for example, lets you store 102.4K bytes of data on one side of a disk — compared to 80K bytes on a TRS-80\* mini-disk drive — and 102.4K bytes on the other side, too. Something you can't do with a TRS-80\* drive. That's almost 205K bytes per mini-disk.

And the TFD-200™ drives provide 197K bytes of on-line storage per drive

— 197K, 394K and 591K bytes for one-, two and three-drive systems.

PATCH PAK #1™, our upgrade program for your TRSDOS\*, not only extends TRSDOS\* to accommodate 40- and 77-track drives, it enhances TRSDOS\* in other ways as well. PATCH PAK #1™ is supplied with each drive system at no additional charge.

The reason you get more for less from Percom is simple. Peripherals are not a sideline at Percom. Selling disk systems and other peripherals is our main business — the reason you get more engineering, more reliability and more back up support for less money.

In the Product Development Queue . . . a printer interface for using your TRS-80\* with any serial printer, and . . . the Electric Crayon™ to map your computer memory onto your color TV screen — for games, animated shows, business displays, graphs, etc. Coming PDD!

™ TFD-100, TFD-200, PATCH PAK and Electric Crayon are trademarks of PERCOM DATA COMPANY.  
\*TRS-80 and TRSDOS are trademarks of Tandy Corporation and Radio Shack which have no relationship to PERCOM DATA COMPANY.

# PERCOM

PERCOM DATA COMPANY, INC.  
211 N. KIRBY • GARLAND, TX. • 75042

To order add-on mini-disk storage for your TRS-80\* , or request additional literature, call Percom's toll-free number: 1-800-527-1592. For detailed Technical information call (214) 272-3421.

Orders may be paid by check or money order, or charged to Visa or Master Charge credit accounts. Texas residents must add 5% sales tax.

Percom 'peripherals for personal computing'



About the cover:

Sampling of portable digital multimeter models, all of which feature LCD readouts.

Photo by Don Carrol

**JOSEPH E. MESICS**  
Publisher

**ARTHUR P. SALSBERG**  
Editorial Director

**LESLIE SOLOMON**  
Technical Director

**JOHN J. McVEIGH**  
Technical Editor

**JOHN R. RIGGS**  
Managing Editor

**HAROLD A. RODGERS**  
Senior Editor

**ALEXANDER W. BURAWA**  
Features Editor

**EDWARD I. BUXBAUM**  
Art Director

**ANDRE DUZANT**  
Technical Illustrator

**CARMEN VELAZQUEZ**  
Production Editor

**BETTY LOUISE KNOWLES**  
Editorial Assistant

*Contributing Editors*  
**Hal Chamberlin, Lou Garner, Glenn Hauser**  
**Julian Hirsch, Forrest Mims**

**JEFF NEWMAN**  
Assistant to the Editor

**LINDA BLUM**  
Advertising Service Manager

**MARIE MAESTRI**  
Executive Assistant

**EDGAR W. HOPPER**  
Publishing Director

## Feature Articles

- BUYING THE RIGHT DIGITAL MULTIMETER** / PE Staff \_\_\_\_\_ 37  
*A helpful guide for purchasing a DMM to suit your requirements.*
- AN EXPERIMENTER'S GUIDE TO RELAY CONTROL** / Al Sydnor \_\_\_\_\_ 75  
*Interfacing relays with electronic circuitry.*
- WHAT'S ON THE AIR BELOW 500 KHz?** / Karl Thurber, Jr. \_\_\_\_\_ 88  
*Part 1: How long waves propagate and what can be heard below the AM band.*

## Construction Articles

- BUILD A PHOTO DARKROOM SINK SENTINAL** / Frank I. Gilpin \_\_\_\_\_ 50  
*Low-cost device serves as a photo-lab timer, thermometer and conductivity tester.*
- CURB "FUELISHNESS" WITH THE AUTOMOTIVE ECONOMETER** / Bill Green \_\_\_\_\_ 58  
*Monitors gas consumption and driving habits.*
- BUILD A LOW-COST WHITE / PINK NOISE GENERATOR** / John E. Pfeifer and William Eppler \_\_\_\_\_ 67  
*Valuable tool for real-time audio spectral analysis.*
- PEAK-READING METER FOR DATA CASSETTES** / Emory Cook \_\_\_\_\_ 84  
*Helpful unit for solving azimuth and level problems.*
- PROTECT YOUR PROPERTY WITH A CMOS GUARDIAN** / John D. Richard \_\_\_\_\_ 96  
*Detects unauthorized use of your equipment.*

## Columns

- STEREO SCENE** / Harold A. Rodgers \_\_\_\_\_ 20  
*Whither Digital Audio?*
- HOBBY SCENE** / John J. McVeigh \_\_\_\_\_ 97
- EXPERIMENTER'S CORNER** / Forrest M. Mims \_\_\_\_\_ 98  
*Do-It-Yourself Counters.*
- DX LISTENING** / Glenn Hauser \_\_\_\_\_ 104  
*Selected Shortwave Programs.*
- COMPUTER BITS** / Leslie Solomon \_\_\_\_\_ 108  
*The Computer World "Over There."*
- SOFTWARE SOURCES** / Leslie Solomon \_\_\_\_\_ 110
- PROJECT OF THE MONTH** / Forrest M. Mims \_\_\_\_\_ 113  
*Dark/Light Detector.*

## Julian Hirsch Audio Reports

- ROTEL MODEL RT-2100 FM TUNER** \_\_\_\_\_ 28
- EPI MODEL 500 THREE-WAY SPEAKER** \_\_\_\_\_ 32
- RG DYNAMICS MODEL PRO-20 SIGNAL PROCESSOR** \_\_\_\_\_ 34

## Electronic Product Test Report

- GRUNDIG SATELLIT MODEL 3400 PROFESSIONAL COMMUNICATIONS RECEIVER** \_\_\_\_\_ 102

## Departments

- EDITORIAL** / Art Salsberg \_\_\_\_\_ 4  
*CB Radio—A Phoenixlike Future?*
- LETTERS** \_\_\_\_\_ 6
- NEW PRODUCTS** \_\_\_\_\_ 8
- NEW LITERATURE** \_\_\_\_\_ 16
- OPERATION ASSIST** \_\_\_\_\_ 118
- ELECTRONICS LIBRARY** \_\_\_\_\_ 125
- ADVERTISERS INDEX** \_\_\_\_\_ 127
- PERSONAL ELECTRONICS NEWS** \_\_\_\_\_ 132

POPULAR ELECTRONICS (ISSN 0032-4485): Published monthly by Ziff-Davis Publishing Company, at One Park Avenue, New York, NY 10016. Philip B. Korsant, President; Selwyn Taubman, Treasurer; Bertram A. Abrams, Secretary. One year subscription, U.S. and Possessions, \$14.00; Canada, \$17.00; all other countries, \$19.00, cash orders only, payable in U.S. currency. COPYRIGHT © 1980 BY ZIFF-DAVIS PUBLISHING COMPANY. ALL RIGHTS RESERVED.

ZIFF-DAVIS PUBLISHING COMPANY  
Editorial and Executive Offices  
One Park Avenue, New York, New York 10016  
212-725-3500  
Joseph E. Mesics (725-3566)  
John J. Corlton (725-3578)  
Bonnie B. Kaiser, Eastern Adv. Mgr., (725-3580)

Midwestern Office  
Ted Welch  
Suite 1400, 180 N. Michigan Ave.,  
Chicago, IL 60601 (312-346-2600)

Western Office  
3460 Wilshire Blvd., Los Angeles, CA 90054  
213-387-2100

Western Representative: Norm Schindler  
7050 Owensmouth Ave., #209  
Canoga Park, CA 91303 (213-999-1414)  
Japan: James Yagi, Oji Palace Aoyama;  
6-25, Minami Aoyama, 6 Chome, Minato-Ku,  
Tokyo, 407-1930/6821, 582-2851

ZIFF-DAVIS PUBLISHING COMPANY  
Philip B. Korsant, President  
Furman Hebb, Executive Vice President  
Philip T. Heffernan, Sr. Vice President  
Edward D. Muhlfeld, Sr. Vice President  
Philip Sine, Sr. Vice President  
Lawrence Sporn, Vice President, Circulation and Marketing  
Richard Friese, Sr. Vice President  
Bard Davis, Vice President, Production  
George Morrissey, Vice President  
Sydney H. Rogers, Vice President  
Sidney Holtz, Vice President  
Albert S. Traina, Vice President  
Paul H. Chook, Vice President  
Edgar W. Hopper, Vice President  
Robert N. Bavier, Jr., Vice President  
Selwyn Taubman, Treasurer  
Bertram A. Abrams, Secretary  
  
W. Bradford Briggs, Vice Chairman

ZIFF CORPORATION  
William Ziff, Chairman  
I. Martin Pompadur, President  
Hershel B. Sarbin, Executive Vice President

POPULAR ELECTRONICS, February 1980, Volume 17, Number 2. Published monthly at One Park Avenue, New York, NY 10016. One year subscription rate for U.S. and Possessions, \$14.00; Canada, \$17.00; all other countries, \$19.00 (cash orders only, payable in U.S. currency). Application to mail at controlled circulation postage rates is pending at Salem, Illinois 62881. Authorized as second class mail by the Post Office Department, Ottawa, Canada, and for payment of postage in cash.

POPULAR ELECTRONICS including ELECTRONICS WORLD, Trade Mark Registered. Indexed in the Reader's Guide to Periodical Literature.

COPYRIGHT © 1980 BY ZIFF-DAVIS PUBLISHING COMPANY. ALL RIGHTS RESERVED.

Ziff-Davis also publishes Boating, Car and Driver, Cycle, Flying, Popular Photography, Skiing, Stereo Review, Electronic Experimenter's Handbook, Tape Recording & Buying Guide, Stereo Directory & Buying Guide, and Communications Handbook.

**Editorial correspondence:** POPULAR ELECTRONICS, 1 Park Ave., New York, NY 10016. Editorial contributions must be accompanied by return postage and will be handled with reasonable care; however, publisher assumes no responsibility for return or safety of manuscripts, art work, or models.

**Forms 3579 and all subscription correspondence:** POPULAR ELECTRONICS, Circulation Dept., P.O. Box 2774, Boulder, CO 80302. Please allow at least eight weeks for change of address. Include your old address, enclosing, if possible, an address label from a recent issue.

**Permissions:** Material in this publication may not be reproduced in any form without permission. Requests for permission should be directed to Jerry Schneider, Rights and Permissions, Ziff-Davis Publishing Co., One Park Ave., New York, NY 10016.

The publisher has no knowledge of any proprietary rights which will be violated by the making or using of any items disclosed in this issue.



MPA  
Member Audit Bureau  
of Circulations



## Editorial

### CB RADIO—A PHOENIXLIKE FUTURE?

There were 980,253 CB license applications in the month of January 1977, 453,811 in January 1978, and 164,400 in January 1979. That's quite a downward slide, but it certainly does not spell the death of CB as so many people have surmised.

With ten month's worth of 1979 figures in hand, CB license applications reached 777,393. By year's end, it'll edge close to one million, with total active CB licenses numbering almost 15 million! Moreover, the cumulative percentage change in application rate has moved very slightly up over the months.

Will we ever again see the stunning growth exhibited by CB radios in the mid '70s? Perhaps, if a severe auto gasoline shortage develops once more and many service stations close early. Or will the creation of an additional Personal Radio Service, as outlined in the FCC's June 1979 Notice of Inquiry (PR Docket No. 79-140), spur consumer purchasing?

This latest step would create a new service in the 900-MHz band (Hams rejoice, since 220 MHz is not in the picture). The proposal has many enticing attributes that are not practical at 27 MHz. These include the use of FM, selective signalling, extended CB range through use of repeaters, equipping new transceivers with an automatic transmitter identification system (ATIS) to simplify rules enforcement, and placing of telephone calls in the Public Switched Telephone Network (PSTN).

Initial price of 900-MHz equipment is expected to be in the \$300 to \$500 range as contrasted to the \$50 to \$500 range of 27-MHz transceivers today. So one of the answers sought by the FCC in its Notice of Inquiry is how many people (CB licensed or not) would give serious consideration to buying equipment for operation at 900 MHz, understanding that the price will likely decline as demand grows?

I, for one, would welcome such two-way radio facilities for the general public. However, it would likely be a few years before such a private radio service is implemented. Better late than never, though.

*Art Salsberg*

# Step up to your next computer.



## STEP UP TO A C4P FROM OHIO SCIENTIFIC

You know about computers. In fact, you probably own one now. One that you might be thinking of expanding. We have a better idea. Take a giant step into the personal computing future with an amazing, new C4P from Ohio Scientific.

## SPEED SEPARATES THE COMPUTERS FROM THE TOYS

The C4P MF has execution speed that is twice as fast as Apple II or Commodore PET and over THREE times as fast as TRS-80. They are many times faster than the recently introduced flock of video game type computers. And, as if that weren't fast enough, the C4P nearly doubles its speed when equipped with the GT option.

Just look at the back panel of the C4P MF.



All the I/O you'll ever need!

## SOUND

- 1—program mable tone generator 200 — 20K Hz
- 1—8 bit companding digital to analog converter for music and voice output.

## HUMAN INPUT EXPANSION

- 2—8 axis joystick interfaces
- 2—10 key pad interfaces

## HOME INTERFACE

- 1—AC-12 AC remote control interface

## DISPLAY

32 x 64 with upper and lower case  
2048 Characters.  
256 x 512 effective Graphic Points  
16 Colors

## SOFTWARE

Ohio Scientific offers a comprehensive library of both systems and applications software for the C4P.

The C4P is an outstanding premium computer — years ahead of the market. We know because there's nothing quite like it for the price, anywhere. And probaby won't be for a very long time.

CIRCLE NO. 47 ON FREE INFORMATION CARD

## C4P \$698

8K BASIC-in-ROM, 8K of static RAM and audio cassette interface. Can be directly expanded to 32K static RAM and two mini-floppy disks.

## C4P MF \$1695

All the features of the C4P plus real time clock, home security system interface, modem interface, printer interface, 16 parallel lines and an accessory BUS. The C4P MF starts with 24K RAM and a single mini-floppy and can be directly expanded to 48K and two mini-floppies. Over 45 diskettes now available including games, personal, business, educational and home control applications programs as well as a real time operating system, word processor and a data base management system.

Computers come with keyboards and floppies where specified. Other equipment shown is optional.

For literature and the name of your local dealer, CALL 1-800-321-6850 TOLL FREE.

## OHIO SCIENTIFIC

1333 SOUTH CHILLICOTHE ROAD  
AURORA, OH 44202 • (216) 562-3101



# Letters

## FAX—THE QUIET GIANT

In "FAX—The Quiet Giant" (December 1979), Fig. 4 was intended strictly to de-

scribe a 2:1 bandwidth compression technique popularly applied to *analog* fax systems, which is where the illustration was referenced in my manuscript. Except for the depiction of black-white thresholding, the diagram has nothing whatever to do with the concept of digital data compression, where the figure number was incorrectly transferred.—*Daniel M. Costigan.*

## NOTES ON HUMIDITY CONTROL

Regarding the "Solid-State Humidity Control" (November 1979), I believe you should make your readers aware of . . . deficiencies of the design. . . . The owners manual for my commercial humidifier states that the maximum safe level of humidity in a house

varies with the outside temperature because of moisture problems above these humidity levels. However, the range shown is 20–35% RH. The article apparently recommends 30–50% RH, which probably will cause moisture problems and will be a major problem if it goes undetected inside the walls.—*Edward J. Canton, Library, PA.*

*Depending on outside temperature, you can only get a certain amount of relative humidity in your home. Beyond that point, condensation will appear on the windows. Such condensation may, of course, not be beneficial to the walls so, when it starts to occur, it is wise to cut back on the humidity as instructed in the article.—Ed.*

W. W. Grainger does not sell water solenoids to individuals. Also, I cannot find a telephone number for Wm. Stein Mfg. Co.—*F. S. Colligan, Sumner, MD.*

*The water solenoid or a similar one that will do the job can be obtained from most plumbing supply houses. The source for the spray nozzle was unfortunately misspelled in the article. It is Wm. Steinen Mfg. Co. The address (29 E. Halsey Rd., Parsippany, NJ 07054) was correct, and the phone number is 201-887-6400.—Ed.*

It has been my experience that water used in any furnace humidity system is more efficient if taken from the hot water line. Warm water spray is much easier for the furnace's warm air to evaporate.—*Dennis Ghorf, Weston, Ont., Can.*

## IMPROVING "SUPER DISCS"

Your article on "Super Discs" (December 1979) fails to mention that most modern recordings also go through a lot of overdubbing, equalization, compression, and other processing. Furthermore, much of the equipment used by studios is not really state of the art. Therefore, would not the quality of recordings improve if such processing were eliminated or minimized and engineers demanded better equipment, even if tape were still used for recording the original performance?—*Michael Kiley, Palos Heights, IL.*

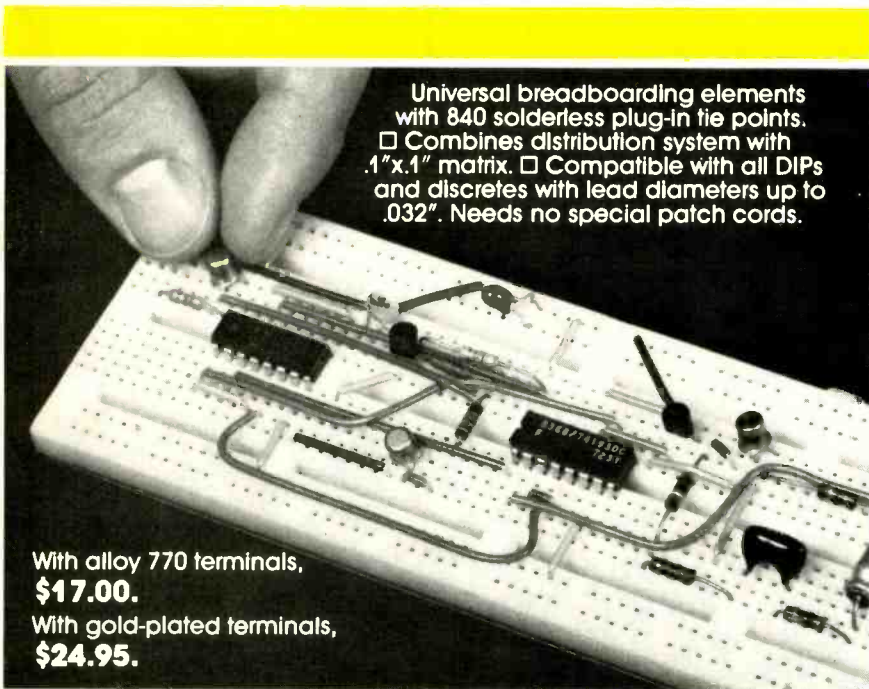
*Yes. The article did note that some super discs are careful analog tape transfers.—Ed.*

## SIMPLIFYING JOGGING TOTALS

In "Electronic Pedometer for Joggers" (August 1979), it would simplify the final determining of the total number of strides if, instead of keying in 1, +, 1, =, = to initialize the system and then subtracting 1 from the answer, the user keys in 0, +, 1, =, = initially. The answer he gets is then in finished form.—*Duncan Wier, San Francisco, CA.*

# Out of Tune

In "NASA Motor-Control Circuit Cuts Electric Cost" (October 1979), the length of No. 22 wire necessary to fabricate R1 (under "Construction" on page 43) should be 15 inches, not 9 inches. (This is in correction to the "Out of Tune" that appeared in the December issue.)



Universal breadboarding elements with 840 solderless plug-in tie points.  
 Combines distribution system with .1" x .1" matrix.  Compatible with all DIPs and discretes with lead diameters up to .032". Needs no special patch cords.

With alloy 770 terminals, **\$17.00.**  
 With gold-plated terminals, **\$24.95.**

## Your breadboarding is a super-snap with a solderless A P Super-Strip.

Build a circuit almost as fast as you dream it up. Pull it apart and do another—everything's as good as new.

Our versatile Super-Strip mini-breadboards give you the same top-quality contacts you get in our full-scale ACE All-Circuit Evaluators. Not so "mini," either. You can build circuits with

as many as nine 14-pin DIPs.

Instant-mount backing and quick-removal screws make stacking and racking a snap, too.

Where to buy? Phone (toll-free) 800-321-9668 for the name of your local A P distributor. And ask for our complete A P catalog, The Faster and Easier Book.



"Faster and Easier is what we're all about."



**A P PRODUCTS INCORPORATED**  
 1359 W. Jackson St.  
 Painesville, Ohio 44077  
 Tel. 216/354-2101  
 TWX: 810-425-2250





# Bone Fone<sup>TM</sup>

*A new concept in sound technology  
may revolutionize the way we  
listen to stereo music.*

*The Bone Fone surrounds your entire body  
with a sound almost impossible to imagine.*

You're standing in an open field. Suddenly there's music from all directions. Your bones resonate as if you're listening to beautiful stereo music in front of a powerful home stereo system.

But there's no radio in sight and nobody else hears what you do. It's an unbelievable experience that will send chills through your body when you first hear it.

#### AROUND YOU

And nobody will know you're listening to a stereo. The entire sound system is actually draped around you like a scarf and can be hidden under a jacket or worn over clothes.

The Bone Fone is actually an AM/FM stereo multiplex radio with its speakers located near your ears. When you tune in a stereo station, you get the same stereo separation you'd expect from earphones but without the bulk and inconvenience. And you also get something you won't expect.

#### INNER EAR BONES

The sound will also resonate through your bones—all the way to the sensitive bones of your inner ear. It's like feeling the vibrations of a powerful stereo system or sitting in the first row listening to a symphony orchestra—it's breathtaking.

Now you can listen to beautiful stereo music everywhere—not just in your living room. Imagine walking your dog to beautiful stereo music or roller skating to a strong disco beat.

You can ride a bicycle or motorcycle, jog and even do headstands—the Bone Fone stays on no matter what the activity. The Bone Fone stereo brings beautiful music and convenience to every indoor and outdoor activity without disturbing those around you and without anything covering your ear.

#### SKI INVENTION

The Bone Fone was invented by an engineer who liked to ski. Every time he took a long lift ride, he noticed other skiers carrying transistor radios and cassette players and wondered if there was a better way to keep your hands free and listen to stereo music.

So he invented the Bone Fone stereo. When he put it around his neck, he couldn't believe his ears. He was not only hearing the music

and stereo separation, but the sound was resonating through his bones giving him the sensation of standing in front of a powerful stereo system.

#### AWARDED PATENT

The inventor took his invention to a friend who also tried it on. His friend couldn't believe what he heard and at first thought someone was playing a trick on him.

The inventor was awarded a patent for his idea and brought it to JS&A. We took the idea and our engineers produced a very sensitive yet powerful AM/FM multiplex radio called the Bone Fone.

The entire battery-powered system is self-contained and uses four integrated circuits and two ceramic filters for high station selectivity. The Bone Fone weighs only 15 ounces, so when worn over your shoulders, the weight is not even a factor.

#### BUILT TO TAKE IT

The Bone Fone was built to take abuse. The large 70 millimeter speakers are protected in flexible water and crush resistant cases. The case that houses the radio itself is made of rugged ABS plastic with a special reinforcement system. We knew that the Bone Fone stereo may take a great deal of abuse so we designed it with the quality needed to withstand the worst treatment.

The Bone Fone stereo is covered with a sleeve made of Lycra Spandex—the same material used to make expensive swim suits, so it's easily washable. You simply remove the sleeve, dip it in soapy water, rinse and let the sleeve dry. It's just that easy. The entire system is also protected against damage from moisture and sweat making it ideal for jogging or bicycling.

The sleeve comes in brilliant Bone Fone blue—a color designed especially for the system. An optional set of four sleeves in orange, red, green and black is also available for \$10. You can design your own sleeve using the pattern supplied free with the optional kit.

#### YOUR OWN SPACE

Several people could be in a car, each tuned to his own program or bring the Bone Fone to a ball game for the play by play. Cyclists,

joggers, roller skaters, sports fans, golfers, housewives, executives—everybody can find a use for the Bone Fone. It's the perfect gift.

Why not order one on our free trial program and let your entire family try it out? Use it outdoors, while you drive, at ball games or while you golf, jog or walk the dog. But most important—compare the Bone Fone with your expensive home stereo system. Only then will you fully appreciate the major breakthrough this product represents.

#### GET ONE SOON

To order your Bone Fone, simply send your check or money order for **\$69.95** plus \$2.50 postage and handling to the address shown below. (Illinois residents add 5% sales tax.) Credit card buyers may call our toll-free number below. Add \$10 if you wish to also receive the accessory pack of four additional sleeves.

We'll send you the entire Bone Fone stereo complete with four AA cell batteries, instructions, and 90-day limited warranty including our prompt service-by-mail address.

When you receive your unit, use it for two weeks. Take it with you to work, or wear it in your car. Take walks with it, ride your bicycle or roller skate with it. Let your friends try it out. If after our two-week free trial, you do not feel that the Bone Fone is the incredible stereo experience we've described, return it for a prompt and courteous refund, including your \$2.50 postage and handling. You can't lose and you'll be the first to discover the greatest new space-age audio product of the year.

Discover the freedom, enjoyment, and quality of the first major breakthrough in portable entertainment since the transistor radio. Order a Bone Fone stereo at no obligation, today.

\*Pending FCC approval.

**JS&A** PRODUCTS  
THAT THINK<sup>®</sup>

Dept. PE One JS&A Plaza  
Northbrook, Ill. 60062 (312) 564-7000  
Call TOLL-FREE ..... 800 323-6400  
In Illinois Call ..... (312) 564-7000

© JS&A Group, Inc., 1979



## New Products

Additional information on new products covered in this section is available from the manufacturers. Either circle the item's code number on the Free Information Card or write to the manufacturer at the address given.

### Tangent-Tracking Turntable

The Phase Linear 8000 turntable uses a tangent-tracking tonearm driven by a linear induction motor that's controlled by an optoelectronic position detector. The plat-



ter, which operates at 33 or 45 rpm, is driven by a high-torque, quartz-lock dc motor, to which it is directly coupled. Signal-to-noise ratio is rated at 78 dB (DIN B), with wow and flutter at 0.013% rms. By virtue of the tangential arm configuration, tracking error and skating force are both specified at zero. Capable of fully automatic or manual operation, the unit measures 23" W x 10" H x 17 1/2" D and weighs 26 1/2 lb (12 kg). \$750.

CIRCLE NO. 82 ON FREE INFORMATION CARD

### Collins Amateur Radio Transceiver

The Collins KWM-380 transceiver is a self-contained, solid-state amateur station including an ac/dc power supply and speaker. In RECEIVE, it provides general frequency coverage between 0.5 and 30 MHz. Transmit output power is 100 W PEP for SSB, down-rated for CW and RTTY if optional blower is not installed. A micropro-




cessor controlled frequency synthesizer is said to give high stability and accuracy and offers a choice of four tuning rates—1-MHz, 1-kHz, 100-Hz and 10-Hz increments. The microprocessor also controls the LED frequency display, band selection and 2-register memory which allows split-frequency (even cross-band) operation. The operator can transmit immediately upon dialing a frequency because there are no bandswitch or tuning controls. Transmit low-pass filters are automatically selected by relays. A front panel meter measures signal strength in receive. In transmit, it measures a/c, supply voltage, or forward or reflected power. Options include a noise blanker and a choice of i-f filters.

CIRCLE NO. 83 ON FREE INFORMATION CARD

### Battery-Powered Wire-Wrap Tool

The BW-2630 wire-wrapping tool from OK Machine and Tool Corp. operates on two standard C-size NiCd batteries (not included) and accepts either of two bits. Bit BT-30 is for wrapping 30 AWG wire onto 0.025 sq in. pins; BT-2628 wraps 26-28 AWG wire. The tool, with both positive



indexing and anti-overwrapping mechanisms is \$19.75; the BT-30 is \$3.95 and the BT-2628 is \$7.95.

CIRCLE NO. 84 ON FREE INFORMATION CARD


### Visonik Tiny Car Preamp

Visonik's new PA-1 Auto Stereo Preamplifier measures only 7b K 1rb K 4b (178 K 38 K 102 mm) and will handle signals from two sources, such as radio and tape. It has three tone controls—bass, mid, and treble—and a volume control. High input impedance of the preamp allows a tape deck or radio to act as a signal source without delivering power. It can be switched to a lower value for use with components that need more loading. Specifications include: frequency response 20-20,000 Hz,  $\pm$  0.1 dB; THD less than 0.01%; S/N 70 dB; and output impedance 150 ohms.

CIRCLE NO. 85 ON FREE INFORMATION CARD

### Tarbell Dual-Disk Drive System

Tarbell offers a new dual-disk system built around two Siemens 8" (203-mm) drives. The Model VDS-II Vertical Disk Subsystem also features a Tarbell floppy-disk inter-




face, CP/M DOS, Tarbell BASIC, cabinet with fan and power supply, all cables and connectors, and full hardware and software documentation. This Shugart-compatible, single-density, single-sided dual-drive system employs standard IBM-compatible soft-sectored diskettes and has a 256K capacity per side and a transfer rate of 250K bits. Interfaces with S-100 bus and has 32-byte ROM bootstrap that is automatically implemented after RESET. Four extra IC slots are provided, and on-board circuitry permits up to four disk drives to be added. \$1888.

CIRCLE NO. 86 ON FREE INFORMATION CARD

### Budget-Priced Receiver

Yamaha's new model CR-240 is rated to deliver 20 watts continuous power, 20-20,000 Hz to an 8-ohm load, with no more than 0.02% THD. In the FM section, a pair



of LED displays show signal strength and indicate accurate tuning. In addition to dc amplification, the receiver incorporates a variable loudness control and provisions for connecting and switching two pairs of loudspeakers. \$250.

CIRCLE NO. 87 ON FREE INFORMATION CARD

### Schober "Fun" Organ Kit

The new Schober Showman Automatic Electronic Organ was designed to permit players with little or no musical training to produce highly varied and complicated musical effects. These include automatic chords and rhythms, alternating and walking bass, harmonic memory, multiple arpeggios, and space-age musical effects. The organ has two keyboards, one for melody and automatic or manual operation

# Friendly Comparison

*Can JS&A offer a better telephone answering unit than the first one we introduced? Here's the story of American competition at its finest.*



We've seen them all. Every telephone answering unit has its advantages and disadvantages.

So when JS&A selected our first telephone answering unit three years ago and called it the best remote system available, it soon became one of the most popular units on the market. Since 1976, JS&A has sold thousands of them.

## SERIOUS COMPETITION

But that was three years ago. It finally took an enterprising company called Olympia to develop and introduce what we would call the first serious competition to our first telephone answerer.

So JS&A had a dilemma. Here we were, with an excellent relationship with a major supplier, and yet our reputation demands that we offer our customers only the most advanced products. Do we continue to carry both units, or do we break off relations completely and introduce a competitive model? To make the decision more difficult, you first have to understand the new technology in the Olympia unit.

## A FAIR COMPARISON

The Olympia Master Telephone Recorder is a microprocessor-based system with a few features that make it a more advanced unit than the industry leader.

But to provide a fair comparison, there are a few disadvantages with the Olympia. The Olympia does not have a call counter that tells you at a glance how many calls you've received. And its outgoing announcement is not recorded as fast as with our first unit. But there are so many other features and advanced technology that the Olympia deserves your consideration.

## ERASE OR SAVE

Most remote units and the Olympia have remote pagers. When you want to retrieve your messages, simply hold the pager up to the telephone, press a button, and the telephone answering unit rewinds to the start of your first message and plays them back.

That's great. But there was a disadvantage to the others. After you listened to your messages, you could not rewind. If you wanted to rewind to the beginning of the tape, you had to call your unit a second time. That's only a slight problem if you're calling locally from a phone booth, but very costly when you're calling long distance. And if you don't call back right away and rewind, you have another problem. Later, you'll have to listen to all those messages you previously heard because the unit doesn't know where the old messages stop and the new ones start.

The new Olympia Master Recorder has solved that problem. You have a choice. You can either hang up after you've heard your

messages or you can rewind them to the beginning while you're on the phone.

## NO MESSAGE/LAST MESSAGE

Let's say you call in and there are no messages for you. The Olympia has a special beep tone that tells you the moment you call in that there is no message. Or let's say there are three messages waiting for you. After the three messages are played back, another beep tone signals you that you've finished your last message. There is no provision like this on any of the popularly priced units.

## YOUR OWN TAPE

The Olympia uses one commercially available cassette tape that will last a few years with normal use. Today's most popular unit uses a built-in tape that will last five years, and costs \$17 to replace. With the Olympia unit, you remove the old cassette and pop in the new one which shouldn't cost more than \$2.

## TAPE SPEED

It costs time and money to listen to your old messages and to rewind. So the Olympia not only improved the concept by giving you a choice, they also improved the tape rewind speed. Now, when you retrieve your calls, your rewind time is faster than many other systems and as fast as the system we formerly sold.

Not only is the Olympia faster, but it measures only 2¼" x 6" x 10" and weighs only 36 ounces. You can place your phone on top of the unit or next to it without cluttering your desk.

We could probably present reasons why the Olympia Master Recorder will pay for itself with just the time you save retrieving messages—but there's more.

## SINGLE SYSTEM

You record your outgoing announcement on one track of the cassette tape and you receive your incoming messages on the other side. This single cassette approach reduced the costs of the Olympia below those of the conventional recorders that required two separate record and playback systems. And like other units, when you play back your tape, you hear only your incoming messages—never the outgoing announcement.

To record an outgoing announcement, you simply press the record button and talk into a microphone supplied with the unit. The unit will record a 17 second outgoing announcement and a 30 second incoming message. Our previous unit records a 20 second outgoing announcement and a 30 second incoming message.

## AND THEN THERE'S VALUE

Our previous unit sold for \$269.95. The Olympia sells for only \$169.95—a \$100 savings before you even start to use the system.

But don't take our word for it. Order an Olympia from us on our 30-day telephone answering test. Personally see how quickly you can retrieve or rewind your messages without having to call in twice. See how this compact unit fits on your desk. And above all, note the quality and workmanship of this fine piece of equipment.

Then after 30 days of messages, decide if you want to keep your unit. If not, no problem. Just return your unit for a prompt and courteous refund including your \$3.50 postage and handling.

If you decide to keep it, great. You'll own the most advanced unit of its kind. The Olympia Master Recorder is sold exclusively by JS&A. We're America's largest single source of space-age products, and we have sold more telephone answering units than many of our competitors combined. We know the market.

## MULTI-NATIONAL CORPORATION

Olympia is a multi-national corporation with eight national factory service and service-by-mail facilities—further assurance that your modest investment is well protected.

To order your Olympia, send a check for **\$169.95** plus \$3.50 postage and handling made payable to JS&A Group, Inc. (Illinois residents add 5% sales tax.) Credit card buyers may call our toll-free number below. We'll send your unit complete with recording microphone, one cassette tape, remote pager, AC adapter, instructions, and a 90-day limited warranty—everything you'll need for your 30-day test.

When we realized that the Olympia was the unit we should market, we called our previous supplier and told them of our decision.

In today's changing times, technology does not stand still. Despite our excellent relationship with our previous supplier, we felt it our obligation to introduce today's most advanced products—even at the risk of losing a valuable supplier.

If you're considering a new telephone answering unit, we can't recommend a better system than the Olympia Master Recorder. Why not order one at no obligation today?

**JS&A PRODUCTS**  
**THAT THINK®**

Dept. PE One JS&A Plaza  
Northbrook, Ill. 60062 (312) 564-7000  
Call TOLL-FREE ..... **800 323-6400**  
In Illinois Call ..... **(312) 564-7000**

© JS&A Group, Inc., 1979

for harmony. Three pedals modify one-finger-selected automatic chords to produce 60 different harmonies. Five melody voices, including a wah-wah, can be used



alone or mixed, and there are eight automatic rhythm patterns with controllable tempo. The console is walnut veneer and solids. \$650 including bench.

CIRCLE NO. 88 ON FREE INFORMATION CARD

## Remote Radar Detector

Comradar's second-generation "Super-Fox" is a remote radar-warning, all-band device that features a superheterodyne design. It has a high-concentration focus-




ing lens to expand signal gathering. The SuperFox mounts in the vehicle's grille, eliminating the need for dashboard mounting, while a small remote control box mounts under the dash. Signal tone increases in frequency as distance to radar source is decreased. Can detect X, K, and pulsed-K band signals. \$299.95.

CIRCLE NO. 89 ON FREE INFORMATION CARD

## Hybrid Frequency Equalizer

The ADC Sound Shaper Three "Paraphonic" frequency equalizer is said to combine many of the advantages of both parametric and graphic equalizers without the limitations of either. The unit offers a control range of  $\pm 12$  dB in 12 frequency bands with centers ranging from 32 to




18,000 Hz. Each center frequency can be shifted by  $\pm 20\%$  using switches located below the respective slide controls. A pair of LED signal-level meters are provided to facilitate balancing the two channels and for monitoring. THD at 1-volt output is rated at 0.018%, 20-20,000 Hz, with SMPTE IM at 0.02% and noise 90 dB below a 2.45-volt output. \$500.

CIRCLE NO. 91 ON FREE INFORMATION CARD

## EPROM Programmer for Apple Computers

RomWriter™ is an EPROM programmer made by Mountain Hardware to permit Apple computer users to program 2K 2716 (5V) EPROMs. The programmer can be situated in any peripheral slot, except #0.



EPROMs to be programmed mount in a zero-insertion force socket, and all or part of the EPROM can be programmed and contents verified without moving the PROM to another location. A write protect switch is provided for programmed EPROMs while running from the ROM-Writer board. Diskette-based software included with the RomWriter permits the user to specify a start and end address in the EPROM and either a Disk File name or a starting address in memory. \$159, including software.

CIRCLE NO. 92 ON FREE INFORMATION CARD


## Fuji Videocassettes

A new line of VHS- and Beta-format videocassettes designed to provide maximum performance in standard-, long-, and the new extended-play recorders has been announced by Fuji Magnetic Tapes. The tapes are said to give improved video characteristics and increased durability through an improved binder and smoothly polished tape surface. The tapes have been reformulated for improved sensitivity and S/N, lower dropouts, and better chroma characteristics. A BERIDOX (bertholide iron oxide) formulation was designed to provide excellent performance at all speeds, even on slow- and stop-motion. \$17.50 for Beta 60/120-min. \$25.50 for VHS 120/240-min.

CIRCLE NO. 93 ON FREE INFORMATION CARD

## A.R.A. Vehicle Computer

Developed to meet the increasing need for maximum fuel efficiency, A.R.A. Manufacturing's Auto Pilot® is a universal accessory for domestic and imported internal-combustion-engine vehicles. One model is a 36-function computer, the other a 39-func-



tion computer with speed control. Programmed for maximum efficiency in fuel management, the computer monitors fuel supply and helps determine the vehicle's most effective driving speed, effects of tire air pressures, and fuel-consumption data. Trip-computer functions indicate distance, fuel, and time elapsed or to arrival. A built-in quartz clock has a reminder alarm and nighttime display dimming.

CIRCLE NO. 94 ON FREE INFORMATION CARD

## Shure V-15 III Upgraded

Shure has added a new variant of the V-15 III phono cartridge to its line. The new model, designated V-15 III-HE, uses the same hyperelliptical geometry as that



found in the top-of-the-line V-15 IV. This configuration gives a vertically elongated contact area that is said to produce a significant reduction in intermodulation and second-harmonic distortion. The new stylus may be retrofitted into any V-15 III cartridge. \$115 complete cartridge; \$38 stylus assembly only.

CIRCLE NO. 95 ON FREE INFORMATION CARD

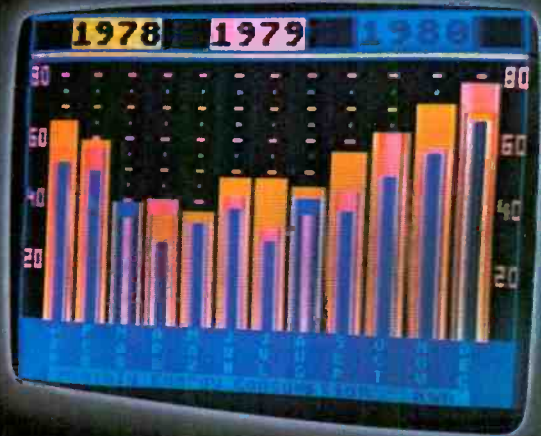
## 12-Vdc to 120-Vac Power Inverters

Radio Shack introduces two new Micronta Power Inverters for converting 12 Vdc to 120 Vac to power ac appliances from the



battery of a car, boat or other vehicle. The 300-watt inverter is said to be capable of  
(Continued on page 14)

# MORE COLOR. MORE SOUND. MORE GRAPHICS CAPABILITIES.



ATARI 400



ATARI 800

Compare the built-in features of leading microcomputers with the Atari personal computers. And go ahead, compare apples and oranges. Their most expensive against our least expensive: the ATARI® 400.

Start with graphics capabilities. The ATARI 400 offers 128 color variations. 16 colors in 8 luminance levels. Plus 29 keystroke graphics symbols and 8 graphics modes. All controlled from a full 57 key ASCII keyboard. With upper and lower case. And the system's FCC approved with a built-in RF modulator. That's just for openers.

Now, compare sound capabilities. Four separate sound channels and a

built-in speaker. With the optional audio/digital recorder, you can add Atari's unique Talk & Teach™ Educational System cassettes.

Here's the clincher: Solid state (ROM) software. For home management, business and entertainment. Or just plug in an Atari 10K BASIC or Assembler language cartridge and the full power of the computer is in your hands.

Memory? 8K expandable to 16K. And that's just for the ATARI 400 at a suggested retail of only \$549.99.

The ATARI® 800™ gives you all that and much more.

User-installable memory to 48K. A full-stroke keyboard.

With a high-speed serial I/O port that allows you to add a whole family of smart peripherals. Including up to four individually accessible disk drives. And a high speed dot-matrix impact printer. And, the Atari Program Recorder is included with the 800 system. Suggested retail price for the ATARI 300 (including recorder) is \$999.99.

Make your own comparison wherever personal computers are sold.

Or, send for a free chart that compares the built-in features of the ATARI 400 and 800 to other leading personal computers.




## PERSONAL COMPUTER SYSTEMS

1265 Borregas Ave. Dept. C, Sunnyvale, California 94086. Call toll-free 800-538-8547 (in Calif. 800-672-1404) for the name of your nearest Atari retailer.

CIRCLE NO. 8 ON FREE INFORMATION CARD

# Facts from Fluke on low-



# cost digital multimeters.

When you're looking for genuine value in a low-cost DMM you have a lot more to consider than price. You need information about ruggedness, reliability and ease of operation. Accuracy is important. And so are special measurement capabilities. But above all, you must consider the source, and that company's reputation for service and support.

Fact is, as electronics become more a part of our daily lives, dozens of new manufacturers are rushing to market their "new" DMM's. In theory, this is healthy; but in practice, crowding is confusion.

To help you deal with this flood of new products, here are some facts you should know about low-cost DMM's.

## The economics of endurance.

Even the least expensive DMM isn't disposable. Accidents happen, and test instruments should be built to take the abuses of life as we live it.

Look for a DMM with a low parts count for reliability, and rugged internal construction protected by a high-impact shell. Make sure the unit meets severe military tests for shock and vibration.

Another feature to check out is protection against overloading, whether from unexpected inputs, transients, or human errors.

Just for the record, all Fluke low-cost DMM's meet or exceed military specs, and feature extensive overload protection.

## The importance of being honest.

Just because a multimeter is digital doesn't mean it's automatically more accurate than a VOM — even though the LCD might give you that impression. The benchmark for accuracy in DMM's is *basic dc accuracy*. The specs will list it as a percentage of the reading for various dc voltage ranges.

Of course accuracy is more critical in some applications than others, and increasing precision and resolution in a DMM usually means increasing price. In the Fluke line, you can choose a model with a basic accuracy of 0.25% (the 8022A), others rated at 0.1%, or the new 8050A bench/portable at 0.03%.

## Special measurements: getting more from your DMM.

Actually, for all the variations in size, shape and semantics, most DMM's perform five basic measurements: ac and dc voltage and current, and resistance. Prices vary according to the number of ranges and functions a DMM delivers.

HANDLED MODELS	PRODUCT	FUNCTIONS	RANGES	DIGITS	BASIC DC ACCURACY	CONDUCTANCE OTHER SPECIAL FEATURES	U.S. PRICE
	8022A	6	24	3½	0.25%	Basic six-function DMM: lowest-priced	\$129
	8020A	7	26	3½	0.1%	High accuracy; pioneer in conductance: exclusive two year warranty.	\$169
	8024A	9	26	3½	0.1%	Direct temperature readings; continuity/ input level detector with selectable audible signal; peak hold capability.	\$199
	8010A	7	31	3½	0.1%	True RMS; extra 10A range.	\$239
	8012A	7	31	3½	0.1%	True RMS; two extra low resistance ranges.	\$299
	8050A	9	39	4½	0.03%	True RMS; selectable reference impedances with direct readouts in dBm; offset feature.	\$329

The Fluke line includes DMM's with from 24 to 39 ranges, 3½ and 4½-digit resolution, and some unique functions you won't find in any other DMM. Additional measurement capabilities like temperature, dB, conductance and circuit level detection.

If your work involves temperature measurements, the new 8024A delivers direct temperature readings via any K-type thermocouple. This is especially useful in testing component heat rise and checking refrigeration systems.

Another talented instrument is our new 8050A bench/portable. The micro-processor-based 8050A features a self-calculating dB mode in which dBm readings are displayed automatically referenced to one of 16 selectable impedance ranges — a real timesaver when servicing audio equipment.

And of course no discussion of DMM's is complete without considering conductance — a Fluke exclusive featured on five of our low-cost DMM's — which allows you to make accurate resistance measurements to 100,000 Megohms. You can't do that with any ordinary multimeter, but it's a must for checking leakage in capacitors and measuring transistor gain.

## A handful of efficiency.

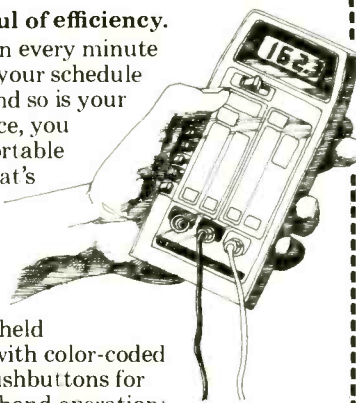

When every minute matters, your schedule is tight and so is your work space, you need a portable DMM that's fast and easy to operate. We designed our handheld DMM's with color-coded in-line pushbuttons for true one-hand operation: no need to hang onto the meter with one hand while twisting a

rotary dial with the other.

But there's more to convenience than fingertip control. The 8024A, for example, is also designed to function as an instant continuity tester, with a selectable audio tone to indicate shorts or opens. It also has a peak hold feature to capture transients.

## A word about warranties.

Last but not least, look closely at the company that manufactures a low-cost DMM. Their service is just as important as their product. Look for no-nonsense warranties, a large family of accessories, an established network of service centers and technical experts you can rely on.



**ANCRONA**  
P.O. Box 2208P, Culver City, CA 90230



PLEASE VISIT  
ONE OF  
OUR STORES

**Culver City**  
11080 Jefferson Blvd.  
Culver City, CA 90230  
(213) 390-3595

**Portland**  
1125 N.E. 82nd Ave.  
Portland, OR 97220  
(503) 254-5541

**Sunnyvale**  
1054 E. El Camino Real  
Sunnyvale, CA 94087  
(408) 243-4121

**Atlanta**  
3330 Piedmont Road, N.E.  
Atlanta, GA 30305  
(404) 261-7100

**Houston**  
2649 Richmond  
Houston, TX 77098  
(713) 529-3489

**Santa Ana**  
1300 E. Edinger Ave.  
Santa Ana, CA 92705  
(714) 547-8424

**Tucson**  
4518 E. Broadway  
Tucson, AZ 85711  
(602) 881-2348

QTY	P/N	PRICE EA.	TOTAL
_____	8010A	\$239.00	_____
_____	8012A	\$299.00	_____
_____	8020A	\$169.00	_____
_____	8022A	\$129.00	_____
_____	8024A	\$199.00	_____
_____	8050A	\$329.00	_____
		Sub Total	_____
		Tax (Cal Res. Add 6%)	_____
		<b>TOTAL</b>	_____

Name \_\_\_\_\_  
Address \_\_\_\_\_  
City \_\_\_\_\_ State \_\_\_\_\_ ZIP \_\_\_\_\_



6060 Manchester Ave.  
Los Angeles, Calif. 90045  
Phone (213) 670-7880  
TWX 910-328-6161

CIRCLE NO. 5 ON FREE INFORMATION CARD

powering color TV's, electric typewriters and many other items requiring no more than 300 watts continuous power. Full load input current is 25 amps. The smaller 100-watt inverter is reported suitable for powering small TV sets, electric razors, CB two-way radio equipment and other small appliances. Full-load input current is 12 amps. Both inverters feature a Normal/Boost switch to provide extra power to compensate for low battery input voltage. Automatic overload protection turns off the inverters if overloaded and a circuit breaker automatically resets 3-4 seconds after the overload has been removed. 300-watt Power Inverter, \$79.95; 100-watt Inverter (with cigar lighter plug), \$39.95.

CIRCLE NO. 96 ON FREE INFORMATION CARD

### Colby Precision Pulser


The Model P5A tunnel-diode step generator is said to produce a very precise pulse with total transient aberration of less than



1% peak-to-peak. Pulse output is 50 ohms reverse terminated, and rise time is rated at 250 ps or less. Output amplitude into 50 ohms is rated at 200 mV minimum positive-going, and pulse duration is 1 microsecond minimum, while period is typically 15 microseconds. Suitable for calibrating oscilloscopes and other instruments, the pulser can also be used to drive very fast amplifiers. Requires two 9-volt batteries (not included). \$149. Colby Instruments, Inc., P.O. Box 84379, V.A. Branch, Los Angeles, CA 90073.

### New Car Speaker

As part of its "Series I," Jensen has introduced a coaxial speaker with a 4 1/2"



(114 mm) woofer. The new size has 17% more radiating area than the usual 4" size and promises increased efficiency. De-

spite the increased cone size, the unit will mount in conventional cutouts. With a nominal impedance of 4 ohms, it is said to have a frequency response of 65-18,000 Hz  $\pm$  3 dB, deliver 97 dB SPL at 1 meter from a 4-watt input, and accept the full undistorted output of an amplifier rated at 40 watts continuous. The tweeter is a 2" (51 mm) piezoelectric device. \$65 per pair.

CIRCLE NO. 97 ON FREE INFORMATION CARD

### Real-Time Analyzer

Eventide Clockworks has introduced a real-time audio spectrum analyzer module designed to mate with a Commodore PET



computer. The analyzer fits on a single circuit board that installs inside the PET and draws power from the computer's transformer. It divides the audio spectrum into 31 bands 1/3 octave wide and displays their relative amplitudes on the PET screen on either a linear or logarithmic scale. In addition, a PEAK HOLD feature freezes the display at the highest indication given in any band. Three BASIC programs to access the analyzer are provided in the package: Interactive operation, Self-Test, Minimal Operation. \$595. Address: Eventide Clockworks, Inc., 265 W. 54th St., New York, NY 10019.

### Lightweight Color Video Camera

Panasonic Video Systems is offering Model WV-3320, a lightweight color video camera designed for use with the company's VHS recorders. Although the unit is meant mainly for outdoor applications in conjunction with a portable recorder, an optional ac adaptor permits it to be used



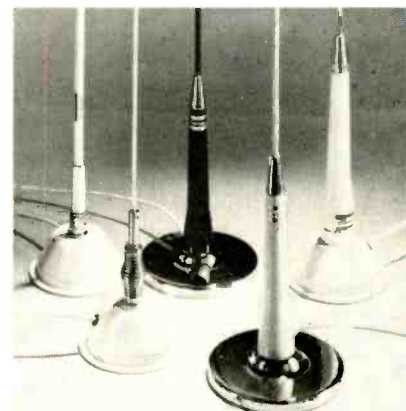
indoors as well. The camera has a 1" (25.4 mm) vidicon tube in conjunction with a 17-102 mm f/2.6:1 zoom lens. Iris

adjustment is automatic or manual depending on setting of a switch. Another switch provides four settings of color-temperature correction to allow for various light sources. At the recommended illumination of 140 footcandles for f/4, the WV-3320 is said to yield a luminance signal with an S/N ratio of 45 dB. \$1345.

CIRCLE NO. 98 ON FREE INFORMATION CARD

### Magnetic Mount for CB Antennas

Shakespeare Co. claims to have developed a new magnetic mount for mobile CB antennas which increases the holding power over previous designs by 400%. The gripping surface (17 sq. in. on some models) is said to align the magnet flush with the mounting surface with a retaining




shoulder preventing air pressure from countering the grip. The new mounts are available for the Two Load™, Mighty Mite™, White Knight™, and Shadow™ Shakespeare antennas.

CIRCLE NO. 99 ON FREE INFORMATION CARD

### Computer Phone Modem


Designed specifically for the personal and small-computer market, the CAT™ telephone modem from Novation, Inc. enables computers to exchange data via phone



lines. It operates at 300 baud via a standard RS232C port. It is Bell-103 compatible and comes with a wall-mount ac transformer that is said to reduce heat and voltage hazard inside the modem itself. Switches and LEDs are provided for mode selection, operation and displaying operating status. Acoustic self-test is standard. \$199.

CIRCLE NO. 100 ON FREE INFORMATION CARD





Attractive Air Alive unit measures only 4 1/2" x 4" x 1 3/4" and cleans a 20' x 15' x 8' room in up to 15 minutes.

# AIR ALIVE

**Uses "Nature's Air Cleaners" to electronically destroy odor, smoke, dust, and pollen. Now research shows it may do more!**

Little-understood particles, called negative ions, are said to be nature's best air cleaners. They attach themselves to dust, smoke, pollen or anything else floating in the air, and cause it to fall harmlessly to the ground. Now there is growing proof that negative ions may affect your moods, health and sense of well being.

## THE ION CONTROVERSY

For the past 20 years, scientists and scholars-world wide have been studying the effects of electronically charged particles in the air called negative ions.

Russian scientists have recently proven that the presence of ions in the air is essential to animal life. Research conducted at the University of California has shown that plant growth is stunted when the ion content in the air is decreased.

Some researchers claim there's evidence that negative ions can relieve allergic ailments and headaches, help control virus, retard the growth of bacteria, increase mental alertness and energy, reduce pain, tension, fatigue and depression and produce sound sleep.

Interestingly, while the number of those who believe that negative ions do, in fact, produce these benefits, has grown, the number of doubters has decreased over the years.

## THE ION IMBALANCE

The air is made up of molecules that contain either a majority of electrons, making them negative particles, or a majority of protons, making them positive particles.

Although nature produces a nearly equal number of positive and negative ions, there are a number of reasons why we are surrounded by an over abundance of protons: air pollution depletes the number of negative ions in the air, the static charge from synthetic fibers produces positive ions and natural earth radiation, that would normally produce negative ions, is retarded by concrete and asphalt covering the land.

In effect, we are breathing air that nature never intended us to breathe... air that has been depleted of negative ions. What is needed is a way to correct this ion imbalance.

## NATURE'S AIR CLEANERS

There is almost no disagreement among scientists that negative ions are unmatched in their ability to cleanse the air of impurities. This is how they do it: negative ions attach themselves to dust, smoke and pollen, neutralize them and cause

them to fall harmlessly from the air.

Engineers and doctors have recently recognized this benefit and have begun to take advantage of it. Many now use commercial units that emit negative ions and effectively destroy odors and pollutants in the air.

It has only been during the last year that technology has developed an affordable consumer model. These units were first introduced in Europe where there is a high level of interest in the benefits of negative ions.

Now we are introducing one of the first consumer units to be sold in this country!

## ONE OF THE FIRST UNITS UNDER \$100

When we were offered the opportunity to introduce Air Alive to the American market, we jumped at the chance! Why? Because it's one of the first consumer models in this country to be sold for under \$100. And because it's manufactured by Western Systems, Inc., a pioneer in the ion generation field.

## MOST COMPACT UNIT ON THE MARKET TODAY

Air Alive measures only 4 1/2" x 4" x 1 3/4" and puts out 3 trillion negative ions per second per cubic centimeter. That's as many or more than larger, more expensive units now on the market. It is so powerful that it cleans a 15' x 20' x 8' room in up to 15 minutes. Air Alive brings you more cleansing power in its compact size.

## WARRANTED FOR TWO FULL YEARS

Air Alive is an all solid state unit... it has no moving parts. The unit is so trouble free that it is warranted by Western Systems, Inc. for two full years, in the unlikely event that anything should go wrong.



## FREE BOOK JUST FOR TRYING AIR ALIVE

Just for trying the Air Alive unit, we are offering a 160 page book entitled "The Ion Effect"

Absolutely Free!

It is yours at no additional charge. It's yours to keep even if you should return the Air Alive unit during our 30 day trial period. "The Ion Effect" traces one man's 10 year effort to discover the truth about the effects of ions. Judge for yourself the benefits of negative ions.

## OPTIONAL AUTO ADAPTER

Now Western Systems, Inc. brings something new to the American market that Europeans have used for years... an optional auto adapter that allows you to use your Air Alive home model in your car, truck, van or RV. Hardware included for mounting under your dashboard and adapter plugs into your cigarette lighter.

## 30 DAY NO-RISK TRIAL

We believe Air Alive to be the most compact negative ion generator on the market today. It will destroy the dust, smoke, pollen and odors in the air in your home, office or car.

And we want you to decide for yourself whether or not you can benefit from the effects scientists are claiming that negative ions can have on your health and sense of well being.

We offer you a 30 day, no risk trial period on every Air Alive unit you order. If during that time you decide the Air Alive unit does not meet your expectations, for any reason, you can return it for a prompt refund of the purchase price.

## TO ORDER YOUR AIR ALIVE

Simply fill out the coupon and send it, along with your check or money order, to the address below. For even faster service, call Toll Free: 1-800-527-7066. In Texas call (214) 349-3120.

## MEDIA MARKETING, INC.

10155-9 Plano Road • Dallas, TX 75238

Yes! Send me \_\_\_\_\_ Air Alive units at \$79.95 ea. and \_\_\_\_\_ Auto Adapters at \$8.95 ea. Add \$3.50 postage, handling and insurance charge. Texas residents add 5% sales tax.

### I UNDERSTAND I HAVE A 30 DAY NO RISK RETURN OPTION.

Home Unit  Auto Unit

Name \_\_\_\_\_

Address \_\_\_\_\_

City \_\_\_\_\_

State \_\_\_\_\_ Zip \_\_\_\_\_

Check or Money Order enclosed.

Charge to:  Master Charge  VISA Expires \_\_\_\_\_

Account Number \_\_\_\_\_

Signature \_\_\_\_\_

Order Toll Free: 1-800-527-7066

In Texas Call: 1-214-349-3120

MMI-1979 PE 2

# KEF KITS



Now you can "build the best in confidence," as two of KEF's best-selling speaker systems—the Model 104aB and Cantata—are now available in kit form, enabling you to easily assemble a high quality speaker system at a considerable savings.

And, because they are kit versions of two of our best-selling speaker systems, you can actually audition the units at your KEF dealer *before* buying and assembling.

KEF speaker systems are designed and built using a Total System Design Concept, whereby each part is developed to compliment all others in the system so as to achieve the targeted performance.

The KEF Cantata kit consists of a bass unit, midrange unit, tweeter and an Acoustic Butterworth filter, and builds into an acoustic suspension loudspeaker system with a power handling capability of 100 watts.

The KEF Model 104aB kit consists of a bass-midrange unit, tweeter, Acoustic Butterworth filter section, plus an acoustic bass radiator to increase the bass response from such a modest-sized enclosure. The kit makes up into a bass reflex system with a power handling capability of 150 watts.

Both the kits include fuse units to protect the drive units, and contour controls to adjust the final acoustic output to suit the listening room.


Loudspeaker kit building has now been raised to a new level of ease and reproduction quality.

For more details and the name of your nearest KEF dealer where you can hear just how good our KEFKITS are *before* your purchase, write to us at the address below. Individual drive units and crossover networks are also available for your special custom requirements.

KEF Electronics, Ltd., c/o Intratec Department C, P.O. Box 17414, Dulles International Airport, Washington, DC 20041.

In Canada: Smyth Sound Equipment Ltd., Quebec.

CIRCLE NO. 38 ON FREE INFORMATION CARD



## New Literature

### CATALOG OF ELECTRONICS BOOKS

8A catalog of new electronics titles from Parker Publishing Co. includes books on digital test equipment, troubleshooting of various electronic equipment, home electrical repairs, ICs, microelectronics, solar energy, and computer technology. Ask for Book News Catalog h9 and include stamped, self-addressed envelope. Address: J. Schaumburger, Parker Publishing Co., Inc., West Nyack, NY 10994.

### COMPUTER EQUIPMENT CATALOG

The Newman Computer Exchange has published a catalog of the line of mini- and microcomputers, terminals and peripherals. One section is devoted particularly to personal computing including the latest manufacturers' information and specs. Featured are the Apple II and PET. Instructions on leasing and buying terminals are provided. Address: Newman Computer Exchange, Inc., Box 8610, Dept. LBUP, Ann Arbor, MI 48107.

### ANTENNA ACCESSORIES CATALOG

Catalog PC-80 lists antenna accessories for ham, CB and TV, including baluns, traps, insulators, CB invisible antennas, filters, and home TV hook-up accessories. Address: Unadilla/Reyco Div., Microwave Filter Co., Inc., 6743 Kinne St., East Syracuse, NY 13057.

### AUDIO/VIDEO INTERFERENCE

Catalog 971 from Electronic Specialists describes its line of products for control of interference in audio and video systems. Protective devices are included and application sections outline particular problems and their solutions. Address: Electronic Specialists, Inc., 171 S. Main St., Natick, MA 01760.

### POWER BASIC REFERENCE GUIDE

A 15-page selection guide (MP713 Rev.) covers Texas Instruments' products for use with POWER BASIC language. Described are evaluation (TM990/450), development (TM990/451), development enhancement (TM990/452), and configurable (TMSW510-FO) packages. Also included are POWER BASIC statements, commands and functions. The guide provides a reference to TI's 16-bit TMS9900 family of TM990 Series modules and components. Address: Inquiry Answering Service, Text Instruments Inc., Box 1443, M/S 6404, (Attn: MP713), Houston, TX 77001.

### EQUIPMENT RENTAL CATALOG

Leasametric's new catalog contains model numbers, descriptions and rental rates on more than 4000 pieces of equipment from over 300 manufacturers. Long- and short-

term leases on telecommunications and general-purpose test equipment, I/O terminals, and microprocessor development systems are given. Address: Leasametric, 1164 Triton Dr., Foster City, CA 94404.

### SHORTWAVE NEWS BULLETIN

A bi-monthly news bulletin devoted to the DX listening hobby, containing technical and general-interest articles is available for six dollars per year (sample copy, one dollar). Address: World Shortwave Listeners Club, 80 Hartsdale Ave., White Plains, NY 10605.

### FUJI VIDEOCASSETTE BROCHURE

A brochure entitled "Everything you always wanted to know about videocassettes, but didn't know who to ask" is available from Fuji Magnetic Tapes. The 8-page booklet discusses the difference between audio and videocassettes, videocassette recording methods, dropout and tape-wear problems, and freeze frame and rapid-search capabilities. Address: Gary Conway, Sales Magr. Fuji Magnetic Tape Div., 350 Fifth Ave., New York, NY 10001.

### SAMS COMPUTER BOOK CATALOG

Spanning the range of requirements from the hobbyist to the professional technician, books listed in Sams' new catalog include works in five areas: Basics, Programming, Computer Technology, Reference, and Computer-Related. Books are written by professionals, in easy-to-understand language, and have many photos and illustrations. Titles include *Microcomputer Primer*, *How to Program Microcomputers*, and *Computer Dictionary and Handbook*. Address: R.W. Soel, Advt. Coordinator, Howard W. Sams & Co., Inc., 4300 W. 62 St., P.O. Box 558, Indianapolis, IN 46206.

### TUCKER TEST EQUIPMENT

A 104-page catalog from Tucker Electronics Co. lists approximately 2100 different pieces of reconditioned electronic test equipment and microwave components. Included are amplifiers, analyzers, bridges, frequency meters, signal generators, power supply, recorders, etc. All units are reconditioned and calibrated to manufacturer's specs. Address: Tucker Electronics Co., 1717 S. Jupiter Rd., Garland, TX 75042.

### THE "PA BIBLE"

A new guide to public-address speaker systems, intended for the musician as well as the dealer in contract sound installations, has been issued by Electro-Voice. The *PA Bible* is applicable to any manufacturer's equipment and describes PA installations and step-by-step from problem through solution—using single-enclosure systems or many components. Send \$1.00 to: PA Bible, Electro-Voice, Inc., 600 Cecil St., Buchanan, MI 49107.

### AMATEUR AND COMMERCIAL ANTENNAS

A new 22-page catalog from Hustler features its line of ham antennas and includes models for 80 meters through 435 MHz. Also shown is a line of business-band antennas for 30-50, 148-174 and 450-512 MHz. Address: Hustler Inc., 3375 North B Ave., Kissimmee, FL 32741.

INCREDIBLE CASSETTE OFFER!

# a \$5 credit card calculator?



Try 10 DAK high energy 90 minute cassettes risk free for only \$2.19 each and get a remarkable \$59 value LCD Credit Card Calculator for only \$5.

It's your choice. Think about the kind of music you like. You don't want to think about cassettes jamming, loss of high frequency response or tape hiss.

DAK manufactures a cassette that you can really forget about. Great sound, and no problems. And, for only \$5 we hope you will think a lot about your new unique LCD credit card calculator.

### YOUR TIME IS PRECIOUS

Imagine yourself just finishing recording the second side of a 90 minute cassette and horrors, the cassette jams. Tape is wound around the capstan, your recorder may be damaged and you've just wasted 90 minutes of your time and perhaps lost a great recording off FM.

Enter DAK. We manufacture over one million units of cassette tape per month in our factory in N. Hollywood. Our tapes are used for high speed duplication where they are recorded at speeds up to 8 times normal. This is the ultimate stress for cassettes and causes more failures than any other use.

### MOLYSULFIDE

We developed polyester slip sheets with raised spring loaded ridges to guide each layer of tape as it winds. We coat them with a unique formulation of graphite and a new chemical, molysulfide.

Molysulfide reduces friction several times better than graphite and allows the tape to move more freely within the cassette. The molysulfide is tougher and makes the liner more resistant to wear. Evidently 3M and TDK were hot on our heels, because they have now also come out with new liners.

**Hi frequency protection!** Tape is basically plastic, and as it moves within the cassette friction causes the build up of static electricity, much as scuffing your shoes on a carpet in dry weather.

Static electricity within the cassette is reduced by the low friction of the molysulfide so that its tendency to erase very high frequencies is drastically reduced. Very important for often played tapes.

### MAXELL IS BETTER

Yes, honestly, if you own a \$1000 cassette deck like a Nakamichi, the frequency responses of Maxell UDXL or TDK SA are superior and you just might be able to hear the difference.


DAK ML has a frequency response that is flat from 40hz to 14,500hz  $\pm 3$ db

Virtually all cassette decks priced under \$600 are flat  $\pm 3$ db from 40hz to about 12,500hz, so we have over 2000hz to spare, and you'll probably

never hear the difference.

**No apology.** We feel that we have equaled or exceeded the mechanical reliability of virtually all cassettes and offer one of the best frequency responses in the industry. Maxell UDXL is truly the Rolls Royce of the industry, and DAK is comparable to the 100% US made Cadillac or Corvette!

**Price.** DAK manufactures the tape we sell. You avoid paying the wholesaler and retailer profits. While Maxell UDXL 90s may sell for \$3.50 to \$4.50 each at retail, DAK ML90s sell factory direct to you for only \$2.19 each complete with deluxe boxes and index insert cards.



### A \$5 CREDIT CARD CALCULATOR?

Of course not! This is an incredible offer. Countless stores throughout the country sell LCD credit card calculators with fewer features for up to \$59.

This beautifully styled gold and silver-tone calculator (only 3/16" thick) comes in a leatherette cardcase. An extra large LCD display makes it easy to use, and it's loaded with features.


The calculator performs all normal functions plus has complete memory and percentage built in. Eight of the most needed conversions are printed on the case, such as: in. to cm and oz. to cc. It will even shut itself off after 9 minutes if not used, giving you up to 2000 hours of battery life.



**Permanent memory...**The calculator above shows DAK's phone number. If you ever need to remember any number whether it's an amount, or a phone number, just enter it in the calculator's memory. Even when you turn it off the number will be retained. You may even use the calculator normally and the number will still be retained in memory until you need it or change it.

CIRCLE NO. 19 ON FREE INFORMATION CARD

**It's Guaranteed...**This rugged calculator is extremely well built. To withstand rugged use, 9 separate screws secure and protect the printed circuit board brain. Each button has protected triple sized contacts for long life. The calculator is covered by the manufacturer's limited warranty for one full year.



### DAK TAKES A RISK

Obviously giving away quality credit card calculators is not going to make DAK rich. We are betting that you will buy our cassettes again, and we are putting our money where our mouth is!

Customers like you are very valuable in the form of future business. We anticipate receiving over 6000 orders and 4500 repeat customers from this ad to add to our list of over 62,000 actives.

### TRY DAK ML90 CASSETTES FREE

Try these high energy cassettes on your own recorder without obligation for 30 days. If you aren't 100% satisfied for any reason, simply return the tapes and calculator to DAK for a full refund.

To order your 10 DAK ML 90 minute high energy cassettes at \$2.19 each and the \$59 value calculator with your credit card, simply call the toll free number below, or send your check for \$21.90 plus \$5 for the calculator and \$3 for postage and handling for each group of 10 cassettes and calculator to DAK. (Calif. residents add 6% sales tax).

DAK unconditionally guarantees all DAK cassettes for one year against any defects in material or workmanship.

Why not order an extra group of 10 DAK ML90 cassettes for yourself or a friend? We will add one free ML90 cassette to each extra 10 you buy and of course you can buy one \$59 value calculator for \$5 with each group you buy.



Call TOLL-FREE (800) 423-2636  
In California Call (213) 984-1559  
10845 Vanowen St., North Hollywood, CA 91605



# THE COMPANY THAT VIRTUALLY INVENTED TRANSISTORIZED HIGH FIDELITY HAS JUST REINVENTED THE RECEIVER.

For three decades the engineers at Sony have been behind not just one or two, but eighteen major technological innovations in high fidelity. One of our engineers even won a Nobel Prize.

The fact is, much of the hi-fi equipment made today is based on technology developed at the audio labs of Sony.

And now Sony introduces the new STR-V55. The receiver that, we assure you, will send the competition reeling back to their drawing boards. Especially when they note its list price.

## A COMPUTER FINDS YOUR STATION.

Unlike other hi-fi companies, we didn't just make a few improvements in an ordinary receiver and call it "new."

We actually reinvented it.

Instead of using the same basic tuning mechanism that's been found in radios since the days of Marconi, the new V55 uses microprocessor tuning to insure crisp, clear, perfect sound. We call this "quartz frequency synthesized tuning." It's totally computerized. So there are no strings, pulleys, flywheels, or other mechanical paraphernalia that can wear out and become less accurate as the years go by.

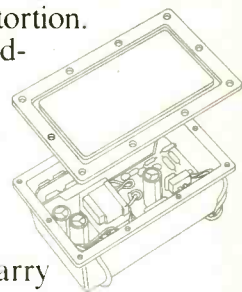
Equally innovative is a memory feature that lets you preselect up to eight AM or FM stations for instant push-button tuning. Use our exclusive "memory scan" device and you automatically hear 3.5 seconds of each. And there's a three-position muting level switch that enables you to hear only the stations you want to hear—and never the noise in between.

## PULSE POWER: ANOTHER SONY FIRST.

Even the most sophisticated ear will have trouble hearing any distortion in the new Sony V55 receiver. That's because, statistically, the V55 puts

out 55 watts per channel from 20 to 20,000 hertz with less than 0.02% total harmonic distortion.

One of the reasons: an incredibly advanced, Sony developed "Pulse Power Supply." It not only completely eliminates any trace of audible distortion, but it's a fraction of the size and weight of conventional power supplies. So it doesn't require a forklift truck to carry it home from the store.



All this adds up to the elimination of hum and noise and, when combined with the V55's DC power configuration, delivers richer, cleaner bass response.

## ADVANCEMENTS. MORE ADVANCEMENTS AND STILL MORE ADVANCEMENTS.

Naturally, we could go on and on about such things as the V55's new transistor design which greatly extends the high-frequency range for more accurate sound reproduction.

Or about our switches that allow you to record automatically from one tape deck to another—without spending half your time rearranging wires.

Or about our special low filter device that lets you remove subsonic noise from your records without removing music.

Or about how the V55 is the one state-of-the-art receiver that won't require you to get a second mortgage to purchase it. And we at Sony confidently state it's by far the best investment you can make in hi-fi this year.

For more information on the complete line of new Sony receivers and the name of your nearest Sony dealer write: Sony, P.O. Box CN-04050, Trenton, New Jersey 08650.

## SONY AUDIO

It's all you need to know about high fidelity.

FEATURES AND SPECIFICATIONS: 55 watts per channel with 0.02% distortion/Quartz freq. synthesis AM-FM/8 station memory IC (nonvolatile)/4 way tuning system/3 position tuning level/Pulse Power Supply/Hi-fi output transistors/M/C cartridge capability/Dual tape monitoring and dubbing controls/Subsonic Filter (15 Hz-12 dB per oct)/Gold-plated phono input.

© 1979 Sony Industries, a division of Sony Corp. of America, 9 West 57th Street, New York, N.Y. 10019. Sony is a registered trademark of the Sony Corporation.

CIRCLE NO. 61 ON FREE INFORMATION CARD

[www.americanradiohistory.com](http://www.americanradiohistory.com)



# Stereo Scene

By Harold A. Rodgers  
Senior Editor

## WHITHER DIGITAL AUDIO?

**A**T THE annual New York Convention of the Audio Engineering Society last November, a colleague that I usually run into once or twice at events of this kind confessed: "I had expected digital hardware to be taking shape by now, but they are still fighting it out over standards." This gentleman, I believe, qualifies as an insider in the audio industry and is, moreover, usually perceptive in his view of unfolding events. It was a bit surprising, therefore, to see him nonplussed about the way developments were going—or not going.

On reflection, it appears that those of us who have been bullish and optimistic about digital audio as the way of the future have been overlooking one inconvenient fact: digital technology is facing the audio industry with a set of problems unlike any that it has faced in the past. Worse yet, the problems are not involved with overcoming technological shortcomings. In fact, although there are limits to what can be done, they seem, at least for now, to lie well beyond what is necessary. The difficulty is more in determining what is really necessary.

**Redefining High Fidelity.** When the audio industry had its beginnings, it was virtually inconceivable that electronic equipment would ever become equal to the task of adequate music reproduction. At each stage, designers produced the best gear they knew how, only to find that each step forward exposed faults elsewhere in the signal chain and that new models from their competitors rendered what they had worked so hard to achieve obsolete in a distressingly short time. Accordingly, the watchword became: "Every piece of equipment must be as good as it can be, at its price point, of course, and in every possible way."

Even in the analog domain, this point of view seems already dated. (Is a THD rating of 0.001% any meaningful improvement over 0.003%? Must an amplifier accept signal slopes of 200 V/μs without slewing?) It has persisted through inertia, largely, I suspect, because these little exercises in overkill don't really add significantly to the cost of the product, and better specs give marketing people something to talk about. In the digital hardware domain, however, overkill rapidly turns into overprice.

It has been pointed out that in going from a 12-bit digital audio system to one that uses 16 bits, one is likely to incur a tenfold cost penalty, a notion that the price differential between Sony consumer and professional

systems seems to just about confirm. Therefore, the general consensus seems to be that if the digital product is to be marketable, the signal-to-noise ratio (the parameter most closely connected to the number of bits comprising the digital word) should not exceed that which the ear can appreciate. Actually, the problem is somewhat more complex than this. Coding schemes designed to exploit the nonrandom nature of music may lead to ways of using fewer bits and maintaining very wide dynamic range, at least in a subjective sense.

The other parameter in which savings can be made, according to some, is bandwidth. Since sampling must be done at a rate somewhat in excess of twice the highest audio frequency present if alias distortion is to be avoided, every bandwidth reduction significantly eases the demands on the A/D and D/A converters. A paper presented by Muraoka, Iwahara, and Yamada of JVC at this very convention examined bandwidth requirements for optimum sound-signal transmission and concluded that a high-frequency limit of 15 kHz would be acceptable for consumer use. Similar tests made by AKG and others in Europe tend to support this idea, but there seems to be a fairly large number of individuals who can reliably determine when frequencies above 15 kHz have been removed. Whether or not these people are so disturbed by this absence to pay the cost of having it corrected is, of course, another matter. The gentlemen from JVC, incidentally, state further that professional equipment should have a bandwidth to 20 kHz so that problems that might complicate later stages of software manufacture can be identified and corrected. Purists then might all covet professional systems.

One other scheme for economizing on digital hardware is the use of delta modulation. This technique operates on changes in the signal, rather than encoding the signal directly. For equal bandwidth and dynamic range, the system uses fewer bits per second than conventional PCM. In addition, it does not require an antialias filter (expensive and hard to align correctly) and is, in principle, at least relatively insensitive to tape dropouts.

On the debit side, adaptive delta modulation, the only type suitable for high-grade music signals, behaves as though a companion is included in the system. It is thus subject to modulation noise. Delta code is also not as readily handled by computer hardware, making signal processing and electronic editing less easy to perform.

**Double Standards.** This brings us to the general question of whether or not double standards should be applied to digital audio. Will the public settle for "as good as it needs to be" or will it demand "the best that can be done"? For example, although the disc system that Philips proposes to introduce is based on a 14-bit digital word and will have a signal-to-noise ratio of about 84 dB, the company indicates that original recordings will be done in a 16-bit system with an S/N of 96 dB. This, it is explained, leaves extra dynamic range and headroom to allow for the fact that the recording engineer is not always certain what levels his equipment must tolerate. Critics of this viewpoint counter, "Fine, but once you have a 16-bit recording, why not release that without transferring it to an inferior 14-bit format?" Some even go so far as to hint that the extra bits are part of some devious means of protecting against piracy. (Defending software against unauthorized copying and distribution is a legitimate concern, however.) The counterquestion these critics should face is: "Will the consumer, listening in his home environment, derive any audible benefit from those costly extra two bits?" Right now, that is not easily answered.

**Hardware Developments.** In the meantime, hardware is beginning to proliferate at the professional level. Sony has made major additions to its line, including more sophisticated electronic editing. 3M has added a preview system for disc cutting, and adopted a more flexible marketing stance overall.

Mitsubishi's X-80 PCM unit is rated at better than 90 dB S/N, frequency response of 20 to 20,000 Hz ±0.3 dB, and distortion less than 0.02% at peak levels. The unit allows tape-cut editing, or electronic editing referenced to SMPTE time code can be used by adding an accessory.

Most interesting from the consumer point of view is Pioneer's PCM "box" (for want of a more formal name) that does for the DiscoVision system what devices like the Sony PCM-1 do for video tape recorders. Actually, the Pioneer is somewhat more advanced in that it is a 16-bit system with linear coding. Dynamic range is said to exceed 90 dB, with frequency response of 2 to 20,000 Hz ±0.5 dB, harmonic distortion of less than 0.03%, and unmeasurable wow and flutter. Playing time is 30 or 60 minutes per side. Try as I might, I could get no information about prices for either hardware or software.

**The Future.** Where the digital bandwagon will eventually end up is anyone's guess at this point. But frankly, I do not see any standard format or set of formats being established very soon.

The key question, as I see it, is: "What do consumers want and what are they willing to pay?" If this means that the battle must be waged by systems, mutually compatible or not, competing in the marketplace (and the Federal Trade Commission has apparently decreed that this shall be the case), it may be all for the best. Such a development may prove costly at first, but it may be the only way to give consumers best value in the long run. Anything else may well lead to widespread conviction that performance has been compromised excessively, costs have been allowed to get out of hand, or both. If the market makes the decision, the guy who

# Select what you want in a record cleaner.

## Convenience in use and storage.

You shouldn't need a separate shelf, elaborate motions or an act of Congress to clean your records. A comfortable, hand-held instrument that works best on a rotating turntable is ideal.

## Effectiveness against micro-dust.

Tiny, invisible dust particles hide in delicate record grooves and can be ground into the vinyl. Only a slanted (directional) fiber using special ultra-small fiber tips can scoop up, rather than rearrange, this micro-dust contamination.

## Effectiveness against chemical contamination.

Fingerprints and vapor-borne oils will deposit into channels of a record groove. Such contamination hides from adhesive rollers and all dry cleaning systems. Only a special fluid plus micro-fibers can safely remove such audible, impacted deposits.

## Total removal of contamination/fluid.

Capillary action—the lifting of fluid by small fiber surface tension—is totally effective. You want to get contamination off the record, along with any fluid traces.

## Lasting construction.

You want quality. A record cleaner can last a lifetime. A plastic wonder can crack into oblivion—or you can purchase the hand-rubbed elegance of milled walnut befitting the rest of your audio system.

## Ultimate economy.

The value of a truly fine record cleaner is justified by the cost of replacing your record collection. Fifteen dollars is a small investment in long-term protection.

## All of the above.

**DISCWASHER, the Superior  
Record Cleaner.**

See the finer audio dealers for a demonstration.



discwasher, inc. 1407 N. Providence Rd., Columbia, MO 65201

CIRCLE NO. 22 ON FREE INFORMATION CARD

pays the bills has no one to blame for the ultimate choice but himself and his peers.

### Audiophile Recordings

**HOLST: THE PLANETS, St. Louis Symphony Orchestra, Walter Susskind conducting.** (Vox Turnabout QTV-S 34598) dbx encoded disc SS-3002. Given the vast dynamic range provided by the dbx system, the heavily scored bravura passages of this suite really come off well. (The original unencoded disc is pale by comparison.) Delicate passages do not come off quite as well, however, probably more because of the extremely reverberant recorded perspective than any inattention by the conductor and performers. That the recording has been QS processed seems to exaggerate the reverberation all the more. Still, despite a mildly distracting level of hiss that seems to come from the master tape, the overall result shows some of the advantages of the dbx system and is musically very enjoyable.

**RUGGLES: MEN AND MOUNTAINS, New Hampshire Music Festival Orchestra, Thomas Nee conducting.** Hammar SD 150. There is nothing particularly exotic about the way this disc is made; it's a standard analog tape transfer. The transfer has been carefully done, and the pressing is up to snuff, with a clean, quiet record as the ultimate result. Fans of Carl Ruggles (I'll admit to being one) will find this disc noteworthy—and not just because recordings of his works are so rare. From what I hear, the conductor and ensemble really get

into the spirit of the music. What comes out is a marvelous series of orchestral textures ranging from hard and angular to delicate and subdued, all nicely captured by the recording. The rendition of Mozart's Symphony No. 35, seems less inspired, although there are no obvious grounds on which I can fault it. Side 2 is taken up by concertos by Telemann and Vivaldi, both of which come off with appropriate elegance and sparkle.

**TAJ MAHAL AND THE INTERNATIONAL RHYTHM BAND LIVE & DIRECT.** Crystal Clear CCX-5011. If a direct mastering session is close in concept to a live performance, why not include a live

audience? Why not, indeed? This is the premise behind a new series of recordings that Crystal Clear has decided to release. In this case, the experiment is at least partly successful in that the players seem to loosen up a bit in the presence of the audience. Fans of Taj Mahal who are used to his fairly cool, laid-back style will probably enjoy this disc, but the overall impression is expression through understatement. The recording seems to be well-produced, giving clear sonics and self-effacing surfaces, which does let the subtleties come through. This one is more for listening than showing off your hardware to friends. ◇



INTRODUCING... THE

# ROAD RUNNER ADMM™

FROM WESTON



## AUDIO RESPONSE™ PLUS DIGITAL DISPLAY

- 5 RANGE AUDIBLE SIGNALING FUNCTION
- RUGGED FIELD SERVICE DESIGN
- 0.5" LCD DISPLAY
- 6 FUNCTIONS
- 29 RANGES

**WESTON INSTRUMENTS**  
THE MEASUREMENT PEOPLE®  
614 Frelinghuysen Ave.,  
Newark, NJ 07114

**SANGAMO WESTON**  
**Schlumberger**





# ENDED AT LAST. MAN'S 400-YEAR STRUGGLE TO MAKE A WATCH THIS SMART, THIS THIN.

Timekeepers first appeared on people's wrists shortly after the development of the mainspring, approximately 1540.

The geniuses of invention have worked to trim the size and bulk of the wristwatch, ever since.

Last year, in fact, Seiko set a record for flatness with a 2.5 millimeter quartz watch; it sold for \$5000. Yet for this unearthy sum, its owners could learn only the hours and the minutes of the day. Not a stitch more.

History has been made again. Now with an electronic liquid crystal quartz timepiece that approaches the thinness—but greatly exceeds the talent of Seiko's pride.

Its name is Xernus (pronounced *zer' nus*). And The Sharper Image brings it to you through the mail at the highly tempting price of just \$89.

Nobody else in America offers Xernus; if and when they do, it will most certainly be priced at \$150 or more.

## The world's slimmest solar alarm chronograph.

How trim is this brainy piece of jewelry—that gives you the time with  $\pm 15$  seconds a month accuracy, the day and date, an alarm, a stopwatch and a solar-assisted battery—squeezed into a wafer?

Precisely 4.95 millimeters from the top of its mineral glass crystal to the back of its solid stainless steel case. (Xernus functions are further described in the face diagrams, below.)

Before you pick up your phone, we invite you to compare the thinness of Xernus to the world's remaining crop of solar alarm chronographs.

Seiko, an undisputed leader, sells a comparably talented timepiece for \$250; it measures 10.5 millimeters from top to bottom.

In the Under-\$150-League, competition for slimmest in alarm chronographs is even more dismal. Texas Instruments' is 12.0 millimeters thick; the Advance, 9.5 millimeters. And these are some of the thinnest.

## Craftsmanship that's rare at even \$150 more.

Both case and bracelet of Xernus are machined from solid stainless steel, not plated base metal or "silvertone" (a material that pits and peels, often after only a few weeks of light use).

Once again, the face isn't scratch-prone plastic, but rock-hard tempered mineral glass.

And the manufacturer of Xernus is one of the few who dare to even mention water-resistance. Better yet, they guarantee your Xernus against water damage to 60 feet below the surface. (They're conservative; it has proven to survive in 90.)

Other Xernus distinctions? Mirrored face plating; a highly difficult technique that's just now beginning to

frame the displays on only the most costly digitals. A tightly meshed, smoothly polished bracelet that doesn't pull at skin or hair. Recessed function buttons that stay out of your way.

This unusual timekeeper is available to you in two different models: all Stainless or Gold (with a rich 5 microns worth cover stainless). Incidentally, that's real gold, not "goldtone".

Xernus comes with full instructions, service-by-mail, if needed, a one-year manufacturer's guarantee against defects, and its battery in place. (Sensitive to sunlight or even dim roomlight, Xernus solar cells will keep this micro-thin battery working for up to 2 years. Replacements are available at most jewelers.)

And best of all, you have the chance to see a Xernus perform right on your wrist—before making your final commitment.

Keep it for two weeks. Wear it in water. And if for any reason you decide not to be a Xernus owner, simply send it back (in new condition, please). And The Sharper Image will return your entire investment without question. Including the delivery charge.

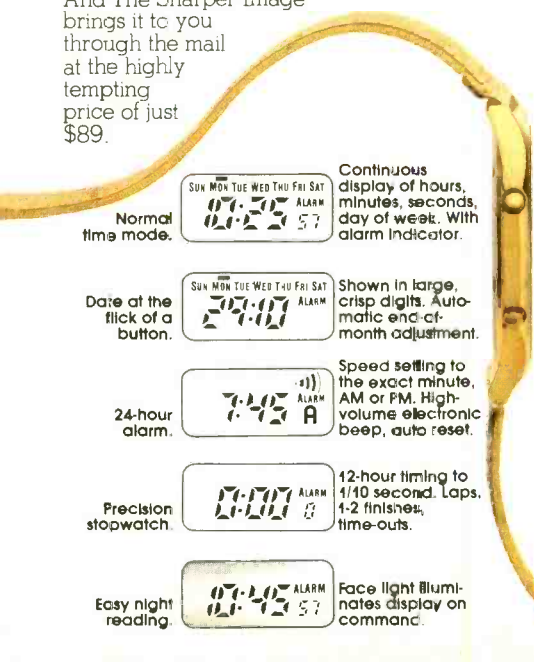
Time is of the essence. We can only guarantee the continuation of this introductory price through April 31, 1980. So order now.

## ORDER TOLL FREE.

Credit card holders may use our toll-free ordering number. Or send check for \$89 for Stainless, \$99 for Gold (In California, add \$5.34 and \$5.94 sales tax, respectively). Plus \$2.50 delivery. For our new 40-page color catalog, write to the address below.

**800 227-3436**  
In California 800 622-0733


**THE SHARPER IMAGE™**  
260 California St., Dept. XT-049  
San Francisco, CA 94111 (415) 788-8880



- Normal time mode.** Continuous display of hours, minutes, seconds, day of week. With alarm indicator.
- Date of the flick of a button.** Shown in large, crisp digits. Automatic end-of-month adjustment.
- 24-hour alarm.** Speed setting to the exact minute, AM or PM. High-volume electronic beep, auto reset.
- Precision stopwatch.** 12-hour timing to 1/10 second. Laps, 1-2 finishes, time-outs.
- Easy night reading.** Face light illuminates display on command.

# Microcomputers are here! Get in on the ground floor with NRI's new "at home" training in computer technology.

Only NRI Gives You "Hands-on" Experience as You Build Your Own  
Designed-for-learning Microcomputer



The microprocessor, that amazing little chip which shrinks electronic circuitry to microscopic size, has changed the world of the computer with dramatic speed. Now, big-performance computers are here in compact sizes...priced to make them practical for thousands of medium and small businesses, even homeowners and hobbyists.

Microcomputers are already being put to work on jobs like inventory control, payrolls, cost analysis, billing, and more. In homes, they're able to handle budgets and tax records, control environmental systems, index recipes, even play sophisticated games. And hobbyists across the country are expanding the state of the art while developing their own programs.

**Become a Part of This Incredible World ...  
Learn at Home  
in Your Spare Time**

NRI can give you the training and background you need for this exciting new science. Microcomputers require a new discipline, a broader viewpoint...the ability to think in both hardware and software terms. And NRI's new course in computer technology is geared to bridge the gap.

You get a firm foundation of digital theory while you get



practical, "hands-on" experience working with the NRI Discovery Lab,<sup>®</sup> assembling test instruments you keep, and even building your own fully-functional microcomputer.

Best of all, you do it at your own convenience. You learn at home with clearly written, "bite-size" lessons that carry you through the course in logical progression. There's no need to go to night school or quit your job...you progress at the pace that's most comfortable to you, backed by your personal NRI instructor and individual counseling whenever you want it.

**Assemble an Advanced Microcomputer with Exclusive Designed-for-Learning Features**

Only NRI trains you with a microcomputer that's specifically designed to teach you important principles as you build it. This state-of-the-art unit performs every function of comparable commercial units, has capabilities well beyond many. But each step of construction provides specific training, reinforces theory to make it come alive. And once you've finished, your microcomputer is ready to go to work for you. Or you can even sell it commercially.

You also assemble professional test instruments for use in your training. You get your own CMOS digital frequency counter and transistorized volt-ohm meter to keep and use in diagnosing problems and servicing computers. Together with up-to-the-minute lessons and NRI's 60-plus years of home study experience, you get the most in training and value.

**Other Courses in Today's Electronics**

Even the servicing of home entertainment equipment has taken quantum jumps forward. NRI keeps you right up with the latest, with training in stereo, video tape and disc players, and the latest TVs. You even build your own 25" diagonal color TV, the only one complete with built-in digital clock, varactor tuning, and computer control that lets you program an entire evening's entertainment. In our complete communications course, you learn to service two-way radio, microwave transmitters, radar, AM and FM transmitters, CB radio, paging equipment, and more. And you build your own 2-meter transceiver or 40-channel CB while you learn.




**Free 100-Page Catalog No Salesman Will Call**


Send the postage-paid card today for your personal copy of the NRI electronics course catalog. It shows all the equipment, training kits, and complete lesson plans for these and many other courses. There's no obligation of any kind and no salesman will ever bother you. Find out how you can learn new skills, keep up with technology, advance your future with training for new opportunities. Get in on the ground floor now! If card has been removed, write to:



**NRI Schools**  
McGraw-Hill Continuing  
Education Center  
3939 Wisconsin Ave.  
Washington, D.C. 20016



# Julian Hirsch Audio Report



## Rotel Model RT-2100 FM tuner features quartz-lock tuning and Dolby decoder



The Model RT-2100 is Rotel's finest FM-only tuner. It employs a quartz-lock tuning system that combines the stabil-

ity and frequency accuracy of a synthesized tuner with the moderate cost and continuously variable tuning of a conventional tuner's free-running local oscillator. Both analog and digital frequency displays are provided, and LEDs are used instead of meters for tuning, signal strength, and multipath-distortion indicators.

The tuner has dual i-f amplifiers with narrow and wide bandwidths that can be selected either by a switch or automatically according to the received signal strength. Also built in is a decoding system for Dolby-encoded broadcasts.

Styled to match other deluxe Rotel audio components, the RT-2100 has a panel slotted for mounting in a standard 19" (483-mm) rack and is fitted with rugged handles. The tuner measures 19"W x 13"D x 5 $\frac{3}{8}$ "H (483 x 330 x 143 mm) and weighs 16.5 lb (7.5 kg). Price is \$640.

**General Description.** With power off, the tuner has a conventional appearance. The long tuning dial has linearly spaced markings for the FM band at 1-MHz intervals. A bank of lever switches labeled IF BANDWIDTH, MUTING LOCK, OUTPUT LEVEL, and MODE, plus a larger tuning knob permit total control over the tuner's operation.

The IF BANDWIDTH switch has WIDE and NARROW positions, the former offering reduced distortion when signal conditions permit its use. The MUTING LOCK switch ties together the operation of the interstation

noise muting circuit and the quartz-lock frequency control, both of which are either on or off simultaneously. The MODE switch permits selection of MONO, STEREO, AUTO, or DOLBY FM. In the STEREO position, the tuner is muted until a stereo broadcast is received while in the AUTO position, the tuner itself switches automatically between stereo and mono according to received program format. In the DOLBY FM position, the Dolby circuits are switched in, the tuner's deemphasis time constant is switched from 75 to 25  $\mu$ s, and the tuner is placed in its AUTO mode. The OUTPUT LEVEL control affects one of the two pairs of audio outputs on the rear of the tuner. (The other output is at a fixed level.)

Three pushbutton switches are also provided. MULTIPATH allows the signal-strength display to indicate multipath distortion. HI BLEND reduces noise on weak stereo signals by partially blending the higher audio frequencies. REC CHECK replaces the program outputs with an internally generated 400-Hz tone at a level equivalent to 50% FM modulation for setting tape-recorder gains in advance of recording FM programs.

Within a black window are the tuning, signal, and frequency displays. The large  $\frac{3}{8}$ " (9.5-mm) numeric frequency display supplements the more conventional "slide-rule" FM logging scale. The signal strength indicator consists of seven discrete red LEDs arranged in a horizontal line whose length is proportional to signal strength. When the MULTIPATH button is engaged, this display blanks out and flashes with program modulation according to the amount of multipath-distortion present in the received signal.

Three LEDs replace the usual center-channel tuning meter. A green TUNED light is flanked by two red arrows that indicate which way the tuning knob should be moved to reach channel center. The arrows light up within 60 kHz of a signal and the TUNED indicator comes on when tuning is within 8 kHz of channel center. Then, if MUTING LOCK is switched on, releasing the tuning knob activates the quartz-lock circuit and a green LOCK indicator comes on. Finally, there is the usual red STEREO indicator to inform you when a stereo broadcast is being received.

**Laboratory Measurements.** So far as possible, measurements were obtained using both the wide and narrow i-f bandwidths, since these can affect some performance characteristics. We found that the i-f bandwidth automatically switched to NARROW when the input signal level was less than about 38 dBf (45  $\mu$ V), regardless of the setting of the bandwidth switch. Only above that threshold does the switch offer a choice of WIDE or NARROW band.

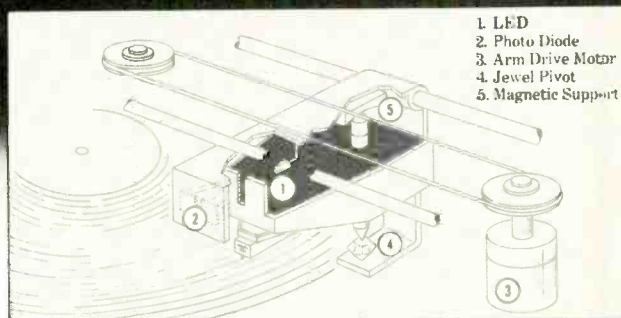

IHF usable sensitivity was 11 dBf (2  $\mu$ V) in mono. In stereo, it was determined by the automatic switching threshold of 23 dBf (7.5  $\mu$ V), which was also the muting threshold. Since the THD at the usable sensitivity point (3.2%) accounts for most of the "garbage" in the output, noise suppression is sufficient that the same 11.2 dBf represents 50-dB quieting in mono. In

## LEDs proved to be a sensitive multipath indicator

stereo, 50-dB quieting (and 0.5% THD+N requires 35 dBf (30  $\mu$ V). The ultimate distortion, at a 65-dBf (1000- $\mu$ V) input, was affected by the i-f bandwidth. It was 0.07% (WIDE) and 0.165% (NARROW) in mono, while in stereo, it was 0.11% (WIDE) and 0.17% (NARROW). The S/N was not affected by the bandwidth; it measured 74.5 dB in mono and 68 dB in stereo.

The two r-f stages and multiple tuned circuits in the front end gave the tuner an exceptional 109-dB image rejection (barely within the measuring range of our instruments). AM rejection was a very good 70 dB. Capture ratio at a 65-dBf input was 1.22 dB in wide and 1.33 dB in NARROW bandwidth modes. We could not measure the alternate-channel selectivity with wide bandwidth, because the tuner would not switch to WIDE at the low signal levels necessary for this measurement. In NARROW, the selectivity was a very good 87 dB. Adjacent-channel selectivity was 9.5 dB (NARROW) and 4.9 dB (WIDE). Hum level was -68 dB, and 19-kHz pilot carrier

# The tonearm that isn't.



1. LED
2. Photo Diode
3. Arm Drive Motor
4. Jewel Pivot
5. Magnetic Support

The traditional tone arm has been replaced. By Linatrack. A revolutionary tracking system developed by Revox.

This sophisticated and highly refined electronic servo-system ensures that your records are played just the way they were cut, with perfect tangential tracking.

We've eliminated the causes of distortion inherent in conventional tone arm design. There's no need for an anti-skating device because there is no skating force. Our unique LED/photo diode array monitors the stylus angle and makes instant corrections to keep the tip absolutely perpendicular.

Pivot friction has also been dramatically reduced by our unique single-point jewelled pivot/magnetic support and suspension system.

With Linatrack, tracking error is reduced to a phenomenal 0.5° or less, virtually eliminating distortion and protecting your records from excessive wear.

The high torque direct drive motor of the Revox B790 uses Hall-Effect magnetic sensors tied to a quartz crystal to constantly read and instantly correct rotational speed. This eliminates the moment-to-moment deviations

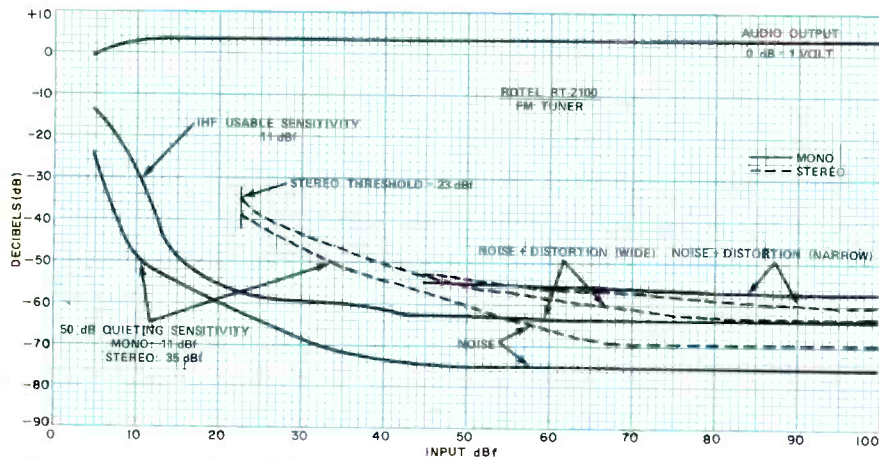
found on even the most expensive conventional direct drive motors. You can verify speed accuracy with the fast responding LED digital readouts. The readouts also provide an accurate log of manual speed adjustments.

Even with its advanced features, the Revox B790 is a pleasure to operate with safe and convenient automation. It works with virtually every cartridge and is ruggedly built to stand up to years of daily operation.

For more good reasons to play your records without a tone arm, experience the B790 at your Revox dealer.

## STUDER REVOX

Studer Revox America, Inc.  
 1819 Broadway, Nashville, TN. 37203 (615) 329-9576  
 Offices: Los Angeles (213) 780-4234 / New York (212) 255-4462  
 In Canada: Studer Revox Canada, Ltd.



Tuner noise and sensitivity curves.

leakage was  $-80$  dB with respect to 100% modulation.

The stereo frequency response was  $+0.7/-0.2$  dB from 30 to 15,000 Hz. Channel separation ranged from 45 to 47 dB through the midrange in WIDE and about 40 dB in NARROW. It reduced to about 35 dB at the extremes of 30 and 15,000 Hz in WIDE and to about 32 dB in NARROW.

The REC CHECK signal level corresponded to a 57% modulated FM signal. Its level is determined by an internal adjustment, which was evidently set incorrectly. The

instruction manual was also incorrect or misleading in its description of this signal, its function, and its level. However, the service manual indicated that it should have been set at 50% modulation. The signal strength indicator was also incorrectly adjusted on our test tuner. According to the service manual, all seven LEDs should come on at a 65-dBf (1000- $\mu$ V) input. On our sample, this indicator had a very limited operating range, with the first LED coming on at 32 and the last at 43 dBf. Practically every signal we received lit up

all LEDs, making them useless for antenna orientation. However, with the MULTIPATH switch engaged, the LEDs proved to be a sensitive multipath reception indicator.

We recommend leaving the switch in the MULTIPATH position and orienting the antenna, if possible, for minimum or no indication in the display. The tuning LEDs are clear and easy to interpret, and the numeric frequency display leaves no doubt as to which station the tuner is set. Calibration of the "slide-rule" dial scale, though only present at 1-MHz intervals, was very accurate and could be used successfully to preset the tuner to a desired frequency.

**User Comment.** The measured performance of the RT-2100 places it in an elite group of FM tuners. While its distortion, channel separation, and a few other performance characteristics are not unsurpassed, they are usually very close to the best, and in aggregate they show the RT-2100 to be well worth its fairly considerable cost.

The quartz-lock system works so smoothly that one is not really aware of its presence, except when the signal light display comes on. Muting (which uses reed relays) is completely positive and noise-free. Although we did not make any measurements on the Dolby system, our use tests confirmed that it was functioning properly. However, we would have appreciated a LED to show when the Dolby system was on. (It is easy to overlook the setting of the small MODE knob.)

## Performance Specifications

Specification	Rating	Measured
Usable sensitivity (MONO)	9.3 dBf (1.6 $\mu$ V)	11 dBf (2 V)
50-dB quieting sensitivity		
MONO	14.7 dBf (3 $\mu$ V)	11 dBf (2 $\mu$ V)
STEREO	36 dBf (35 $\mu$ V)	35 dBf (30 $\mu$ V)
S/N ratio (65 dBf)		
MONO:	80 dB	74.5 dB
STEREO:	75 dB	68 dB
Distortion (65 dBf)		
MONO:	0.05% (W), 0.15% (N)	0.07% (W), 0.165% (N)
STEREO:	0.07% (W), 0.2% (N)	0.11% (W), 0.17% (N)
Frequency response	30-15,000 Hz (+0.3/-1 dB)	+0.7/-0.2 dB
Capture ratio	1 dB	1.22 dB (WIDE, 65 dBf)
Alternate-channel selectivity		
WIDE:	45 dB	Not measurable
NARROW:	80 dB	87 dB
Adjacent-channel selectivity		
WIDE:	NA	4.9 dB
NARROW:	NA	9.5 dB
Spurious-response ratio	90 dB	NA
Image-response ratio	115 dB	109 dB
I-f response ratio	115 dB	NA
AM suppression ratio	65 dB	70 dB
Muting threshold	15 $\mu$ V	7.5 $\mu$ V
Stereo separation:		
1 kHz	45 dB (W or N)	47.5 dB (W), 39.5 dB (N)
30-15,000 Hz	40 dB (W or N)	34 dB (W), 32 dB (N)
Subcarrier product ratio	65 dB	80 dB
SCA rejection ratio	65 dB	NA
Antenna input	300 ohms BAL	confirmed
	75 ohms UNBAL	
Output level	0.775 V (FIXED)	NA
	0-1.5 V (VAR)	0-1.55 V


tasteful styling and  
fine performance . . .  
an excellent choice  
for a deluxe  
hi-fi system

The couple of minor discrepancies we found in performance (the level of REC CHECK tone and the miscalibration of the signal strength display, for example) were obviously due to misadjustment in our test sample, which was an early production unit. Our other criticisms principally relate to the literature for the tuner, rather than to its actual performance. For example, nowhere is it mentioned that IF BANDWIDTH selection is automatic for signals of less than 38 dBf.

All things considered, the Rodel RT-2100 is a remarkably complete FM tuner, with more operating flexibility than one will normally find in most competitive models. Its performance, well beyond the requirements of the FM medium, approaches the point where broadcast quality is usually the limiting factor. Together with its handsome, tasteful styling and fine performance, these qualities contribute to making it an excellent choice for a deluxe hi-fi system.

CIRCLE NO. 101 ON FREE INFORMATION CARD

(Reports continue on page 32)



# We put more thought into our leader than most manufacturers put into their tape.

One of the reasons Maxell has such a great following is because of our leader.

It has a built-in non-abrasive head cleaner designed to remove the oxide residue other tapes leave behind, without damaging your tape heads.

It also points out what side of the tape you're on (A or B) as well as which direction the tape is traveling. So it's almost impossible to make a mistake.

It even gives you a five second cueing mark, so you can set your recording

levels without wasting tape. Or time.

Obviously, all the thought that went into our leader was designed to help you get more out of our tape.

So if you think our leader sounds impressive, wait till you hear what follows it.

**maxell**

CIRCLE NO. 40 ON FREE INFORMATION CARD

Maxell Corporation of America, 60 Oxford Drive, Moonachie, N.J. 07074

## EPI Model 500 three-way speaker system features two passive radiators



The new Model 500 is the first three-way speaker system from EPI. This top-of-the-line system is built with the axes of

its three active drivers aligned vertically on the front panel. Augmenting the low-bass output are two 12" (305-mm) passive radiators, one at the bottom of each side panel of the cabinet. A 10" (254-mm) woofer crosses over to a 4" (102-mm) midrange driver at 750 Hz, while the second crossover, to a 1" (25.4-mm) concave dome tweeter, occurs at 3 kHz.

The speaker system measures 39"H X 14 3/4"D X 12"W (990 X 375 X 305 mm) and weighs 50 lb (22.7 kg). Suggested retail price is \$400.

**General Description.** The 500's newly developed woofer has been designed for minimum internal inductance and a minimum dynamic variation of that inductance. EPI investigations showed that conventional woofers usually have a "driver offset",

or a mechanical phase shift, so that the voice coil is not at its neutral position when the electrical drive signal is zero. This is related to the voice coil inductance. Furthermore, the inductance changes as the voice coil nears the end of the magnetic gap, distorting the acoustic output.

To minimize static inductance, EPI uses a two-layer voice coil in the new woofer, instead of the common four-layer design. To reduce dynamic inductance change, a shaped magnetic pole piece focuses the magnetic field into a thin disc, so the voice coil is subject to a constant flux.

The passive radiators appear from the outside as flat pistons of hard plastic, with compliant edge surrounds. However, these are merely the exteriors of deep foam plastic plugs supported inside the speaker by second suspensions. The plugs block midfrequency sounds, and the dual suspension makes them act as pistons.

The midrange driver, also specially designed for the 500, is fully sealed to prevent interaction with the woofer. Its voice coil is immersed in ferrofluid to provide damping and cooling. The high-frequency driver is the EPI "air-spring" tweeter whose voice coil is also surrounded by ferrofluid. Maximum power-handling ability of the system is 100 watts continuous, 500 watts peak.

### a flat, neutral-sounding speaker

The cabinet of the EPI 500, made of particle board, is veneered in ebony (vinyl) on the top and sides, and in walnut on the front and rear surfaces. A snap-on black cloth grille, held by plastic pegs, covers the upper part of the front panel. The input terminals are multi-way binding posts, underneath the speaker, that accept the standard 3/4" (19-mm) spaced dual banana plug connectors. There are no user-accessible level or frequency-balance controls.

**Laboratory Measurements.** Reverberant-field frequency-response measurements revealed variations of only  $\pm 2.5$  dB, from 1100 to 20,000 Hz, with a slight midrange depression and a gently rising high end. There was also a small bump, of about 3 dB, in the response at 1600 Hz. Bass response, measured with close microphone spacing, was flat within  $\pm 2.5$  dB from 55 to 750 Hz. When we combined the outputs of the three bass radiators (after allowing for their relative areas) it appeared that there was a modest peak of

2.5 dB in the response at 75 Hz, below which was a slightly uneven drop-off in output. Overall frequency response, relative to the 1000-Hz level, was  $\pm 5$  dB from 33 to 20,000 Hz.

Bass distortion was very low with 1 watt delivered to the speaker's nominal 4-ohm impedance, measuring about 0.15% at 100 Hz, and increasing very gradually to about 1% at 40 Hz and 3.2% at 30 Hz. A 10-dB power increase raised the distortion to between 1 and 1.5% near 50 Hz, and 7% at 30 Hz. Sensitivity was moderate, as indicated by an 88-dB sound pressure level 1 meter from an input of 2.83 volts of random noise in a midrange octave.

Tone-burst response was good at most frequencies. Near 1000 Hz, there were start-up and decay lags of about 2 ms. Tweeter dispersion was good, with a difference of 3 to 4 dB between the outputs measured from the left and right speakers between 10 and 20 kHz with the microphone on the axis of the left speaker and about 30° off the axis of the right. Although EPI claims that the impedance of the 500 is exceptionally uniform, it varied substantially over the total range. It fell to just below 4 ohms between 3.5 and 15 kHz, justifying the 4-ohm rating even though its behavior elsewhere is characteristic of an 8-ohm speaker.

**User Comment.** In most respects, our subjective impressions of the 500 coincided with our measurements. In general, it is a flat, neutral-sounding speaker, with slightly bright, crisp character. The measured bass rise, which might have been expected to add coloration to the mid-bass, was not audible. For our listening tests, the speakers were located about 6" to 12" (152 to 305 mm) from the wall.

The only identifiable sound coloration was a slight emphasis in the upper midrange. We suspected that it was connected with the measured peak at 1600 Hz; some experimenting with a parametric equalizer confirmed this.

The sound stage formed by the pair of 500s was, for the most part, confined to the space between them. The sound was highly detailed, and the vantage point seemed close. It was as though the instruments were lined up across the room, with no apparent extension outside of the plane of the speakers.

The speaker put out highly impressive bass when called for, yet it gave no gratuitous hints of this capability by adding boominess or heaviness to voices. Likewise, only when there were cymbals, triangles, or other instruments with extended spectra in the program was the excellent high-frequency performance evident. Never was there any accentuation of record hiss or any other sign of a treble peak.

The EPI 500 might be described as a "comfortable" loudspeaker. It is a fine reproducer of music that will fit into all but the most confined listening rooms without strain or inconvenience. Tastefully styled as it is, it won't upset your decor either. Perhaps the nicest part is that it gives you all this without sending shock waves through your budget.

CIRCLE NO. 102 ON FREE INFORMATION CARD

(Reports continue on page 34)



# The VIP hobby computer: Start programming for only \$99.



**New! VP 111 Microcomputer . . . \$99.**  
**Assembled\* and tested.**

Features:

- RCA 1802 Microprocessor.
- 1K Bytes static RAM. Expandable on-board to 4K. Expandable to 32K Bytes total.
- 512 Byte ROM operating system.
- CHIP-8 interpretive language or machine language programmable.
- Hexidecimal keypad.
- Audio tone generator.
- Single 5-volt operation.
- Video output to monitor or modulator.
- Cassette interface—100 Bytes/sec.
- Instruction Manual with 5 video game listings, schematics, CHIP-8, much more!

Ideal for low-cost control applications.

Expandable to full VIP capability with VP-114 Kit.


\*User need only connect cables (included), a 5-volt power supply, and speaker.



**New low price! \$199.**  
**The original VIP . . . Completely assembled and tested.**

All the features of the VP-111 plus:

- A total of 2K Bytes static RAM.
  - Power supply.
  - 8 Bit input port.
  - 8 Bit output port.
  - I/O port connector.
  - System expansion connector.
  - Built-in speaker.
  - Plastic cover.
- Three comprehensive manuals:
- VIP Instruction Manual—20 video game listings, schematics, much more.
  - VIP User's Guide—operating instructions and CHIP-8 for the beginner.
  - RCA 1802 User's Manual (MPM-201B) - complete 1802 reference guide.



**COSMAC VIP lets you add computer power a board at a time.**

With easy-to-buy options, the versatile RCA COSMAC VIP means even more excitement. More challenges in graphics, games and control functions. For everyone, from youngster to serious hobbyist.

Built around an RCA COSMAC micro-processor, the VIP is easy to program and operate. Powerful CHIP-8 interpretive language gets you into programming the first evening. Complete documentation provided.

**Send the coupon now . . .**

Complete the coupon below and mail to: RCA VIP Customer Service, New Holland Avenue, Lancaster, PA 17604.

**Or call toll free (800) 233-0094** to place your Master Charge or VISA credit card order. In Pennsylvania, call (717) 397-7661, extension 3179.

## RCA

Please send me the RCA COSMAC VIP items indicated.

Type	Description	Price
<input type="checkbox"/> VP-111	New low cost Microcomputer (See description above) . . . . .	\$99
<input type="checkbox"/> VP-114	Expansion Kit for VP-111—Includes 3K RAM, I/O Port and connectors. . . . .	\$ 76
<input type="checkbox"/> VP-711	VIP—The original VIP Microcomputer (See description above) . . . . .	\$199
<input type="checkbox"/> VP-44	RAM On-Board Expansion Kit—Four 2114 RAM IC's. Expands VP 711 memory to 4K bytes . . . . .	\$ 36
<input type="checkbox"/> VP-590	VIP Color Board—Converts VIP to color. Four background and eight foreground colors . . . . .	\$ 69
<input type="checkbox"/> VP-595	VIP Simple Sound Board—Provides 256 programmable frequencies. For simple music or sound effects. Includes speaker . . . . .	\$ 30
<input type="checkbox"/> VP-550	VIP Super Sound Board—Turns your VIP into a music synthesizer! Two independent sound channels. On-board tempo control. Outputs to audio system. . . . .	\$ 49
<input type="checkbox"/> VP-570	VIP Memory Expansion Board—Plug-in 4K RAM memory. . . . .	\$ 95
<input type="checkbox"/> VP-580	VIP Auxiliary Keypad—Adds two-player interactive capability. 16-key keypad with cable. Connects to sockets on VP-590 or VP-585 . . . . .	\$ 20
<input type="checkbox"/> VP-585	VIP Keypad Interface Board—Interfaces two VP-580 Auxiliary Keypads to VIP. . . . .	\$ 15

<input type="checkbox"/> VP-560	VIP EPROM Board—Interfaces two 2716 EPROMs to VIP. . . . .	\$ 34
<input type="checkbox"/> VP-565	VIP EPROM Programmer Board—Programs 2716 EPROMs. With software. . . . .	\$ 99
<input type="checkbox"/> VP-575	VIP Expansion Board—Provides 4 buffered and one unbuffered expansion sockets. . . . .	\$ 59
<input type="checkbox"/> VP-576	VIP Two-Board Expander—Allows use of 2 Accessory Boards in either I/O or Expansion Socket. . . . .	\$ 20
<input type="checkbox"/> VP-601	ASCII Keyboard—128-character ASCII Encoded alphanumeric keyboard. . . . .	\$ 65
<input type="checkbox"/> VP-611	ASCII/Numeric Keyboard—Same as VP-601 plus 16 key numeric keypad. . . . .	\$ 80
<input type="checkbox"/> VP-620	Cable: Connects ASCII keyboards to VIP. . . . .	\$ 20
<input type="checkbox"/> VP-700	VIP Tiny BASIC ROM Board—BASIC code stored in 4K of ROM. . . . .	\$ 39
<input type="checkbox"/> VP-710	VIP Game Manual—Listing for 16 exciting games. . . . .	\$ 10
<input type="checkbox"/> VP-720	VIP Game Manual-II—More exciting games (Available 2nd qtr. '80) . . . . .	\$ 10
<input type="checkbox"/> MPM-201B	CDP1802 User Manual—(Included with VP-711) . . . . .	\$ 5
<input type="checkbox"/>	Please send more information. . . . .	—

Enclosed is \$\_\_\_\_\_ for items checked plus shipping & handling charge of \$3.00.

Add your state and local taxes \$\_\_\_\_\_ Total enclosed \$\_\_\_\_\_

I enclose  check or  money order or, charge my  VISA/Bank Americard

Master Charge.

Credit card account No. \_\_\_\_\_

Master Charge Interbank No. \_\_\_\_\_ Expiration date: \_\_\_\_\_

Signature (required for credit card orders): \_\_\_\_\_

Name (please type or print): \_\_\_\_\_

Street address: \_\_\_\_\_ City: \_\_\_\_\_

State & Zip: \_\_\_\_\_ Telephone: ( ) \_\_\_\_\_

Make checks payable to RCA Corp. Prices and specifications are subject to change without notice.

# RG Dynamics Model PRO-20 signal processor provides expansion and noise reduction



increasing signal strength, to a maximum of +12 dB. Instantaneous expansion, based on comparison of input and output levels of each channel, reads out on two columns of LEDs that light successively at 4-dB intervals. Processing is separate and independent for each channel. A noise reduction red LED at the bottom of each column comes on when downward expansion occurs.

Four lever switches control basic expander operation. Set to MIN, the noise REDUCTION switch limits downward expansion to 4 dB. The TAPE MONITOR switch replaces the similar switch on the amplifier to which the PRO-20 is connected. There are two DYNAMIC PROCESSOR switches: MAIN bypasses the expander circuits when set to OFF, and TAPE inserts the expander ahead of the tape-recorder outputs when set to ON. The PROCESSOR LEVEL PRESET control permits adjustment of input sensitivity for operation with any input signal between 80 mV and 10 volts.

Expansion attack time is rated at 0.6 ms and decay at 80 ms. Nominal output in 1 volt, with a maximum of 7 volts available into 50,000 ohms. Input impedance is 80,000 ohms and output impedance is 300 ohms, both compatible with tape-monitoring circuits. The PRO-20, which draws only



The Model PRO-20 heads up a new line of dynamic signal processors from RG Dynamics. The characteristics of

this new "volume expander" have been optimized for use in home-music playback systems to compensate for the dynamic compression present in virtually all recorded and broadcast programs. It normally connects to the tape-recording monitoring loop of an amplifier and duplicates the amplifier's tape input/output jacks on its rear panel.

The expansion circuits can be switched into the system ahead of the tape-recorder outputs to permit the PRO-20's noise-reducing properties to be used on a signal before it is recorded. Degree of expansion (from -8 to +12 dB) and noise reduction

are adjustable, and no critical level adjustments are required. Instantaneous expander status is displayed on two columns of LEDs on the control panel.

The PRO-20W has walnut-finished wood side panels and a silver-finished control panel. Overall size is 18"W X 12"D X 3 1/2"H (475 X 304 X 89 mm). Suggested retail price is \$395. The processor is also available with a black panel (Model PRO-20BW) or with a black standard rack-mount panel (Model PRO-20B).

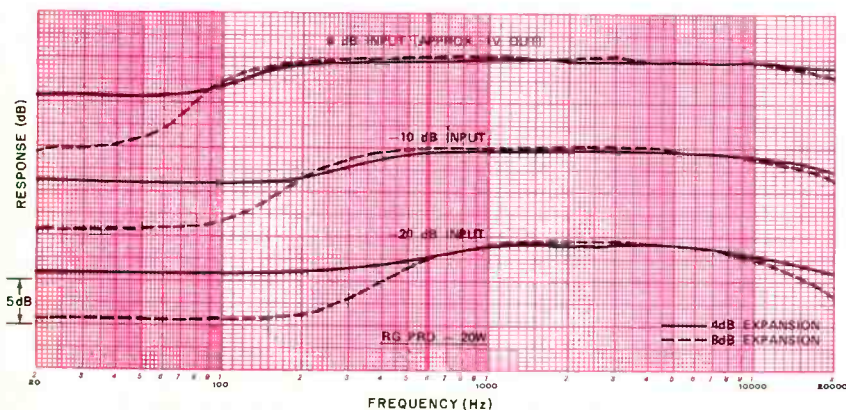
**General Description.** The DYNAMIC EXPANSION control permits continuous adjustment of expansion between the limits of 4 and 20 dB at 4-dB calibration intervals. Normally, about 4 to 8 dB of the total expansion is downward, corresponding to gain reduction for low-level signals. The rest is upward expansion, an increase in gain with

no unwanted side effects . . . the best device of its type we have used

3 watts from a 120-volt 60-Hz power line, is designed to be left on continuously or, if desired, it can be controlled via a switched accessory outlet.

**Laboratory Measurements.** It is difficult to make conventional electrical performance measurements on a device like the PRO-20, since the test signal modifies the performance of the device being tested. Even when measurements are possible, they rarely convey a useful impression of performance, which is usually dependent on unmeasurable psychoacoustic phenomena. The only valid criterion for judging the operation of a dynamic signal processor of any type is its subjective performance. As a rule, if you can detect its action by ear, the processor is not doing its job properly or is being operated incorrectly. A successful dynamic range expander, noise reducer, or other signal processor will never give a positive indication of its presence in the system.

We did make some electrical measurements on the PRO-20 to assess its effect, if any, on overall signal quality. Although the clipping output level at 1000 Hz was approximately 7 volts into 50,000 ohms as rated, using the standard 10,000-ohm IHF



Response curves for three input levels at 4 and 8 dB expansion.

load in parallel with 1000 pF reduced clipping output to 3.1 volts, which is still more than sufficient for use in any home music system. At 1000 Hz, total harmonic distortion (THD) was less than 0.03% for outputs between 0.1 and 0.35 volt, with the maximum 20-dB expansion, and rose to 1% at 2.8 volts. Distortion measured less than 0.1% at 20 kHz for 0.1-to-0.5-volt outputs and 1% at 2.1 volts.

At very low frequencies, distortion rose appreciably. In a processor of this type, there is a tradeoff between low-frequency distortion and response time. A fast attack is psychoacoustically desirable, but it can also cause the expander to partially track low-frequency waveforms, resulting in distortion. This was illustrated by the 20-Hz distortion data, which were 0.35% at a 0.1-volt output, about 3% at 0.4 volt and 20% at 1 volt. With strong expansion, a sudden reduction in input signal level resulted in a much slower "settling period" at the expanded output. Several seconds were required for the output to fall to its final level.

When we attempted to measure frequency response under different operating conditions, we were actually measuring only the frequency response of the control circuits, not the expander's signal path. Expansion is controlled largely by mid-frequency content of the program, which resulted in a "peaked" response, with the difference between the middle- and low-frequency portions being the setting of the DYNAMIC EXPANSION control. Turnover frequency varied considerably with signal level and expansion setting, from below 100 to above 1 kHz. Control circuit response peaked at 2 to 3 kHz. When we attempted to measure the noise of the RG PRO-20, we could only confirm (as the rating of 88 dB below 1 volt suggests) that it was below the range of our test instruments.


**User Comment.** Subjectively, this is about the least obtrusive consumer-type expander we have ever heard. It can, of course, be set to give too much expansion, and will then sound unpleasant, producing an unnatural surging as the gain goes up and down. Using expansion of 12 dB or less, we found the results close to ideal. The presence of the PRO-20 in the circuit was never audibly betrayed.

When the noise floor of the incoming program is not too high, the expander works well to lower it yet further. We could hear almost no tendency for the noise to be modulated by the changes in gain, which is a usual fault of expanders acting as noise reducers. Nevertheless, the quieter the original program was, the more effective the device. The switch to limit noise reduction struck us as a curious inclusion, as there is no reason why limiting downward expansion to 3 dB would make modulation of the noise, if it did occur, less severe. Furthermore, we found no situation in which we preferred the lower level of noise reduction.

Overall effectiveness and freedom from unwanted side effects make this, perhaps, the best device of its type we have used. Ease of adjustment and use are also among its virtues.

CIRCLE NO. 103 ON FREE INFORMATION CARD

# \$140 Gets It All.



We just knocked down the last reasons for not going digital in a multimeter. Fast continuity measurement. And price.

Beckman's exclusive Insta-Ohms™ feature lets you do continuity checks as fast as the analogs. And Beckman's superior technology and experience let you own this beauty for such a reasonable price.

Of course you get a lot more. Like 7 functions and 29 ranges including 10 amp ac/dc current capability. 0.25% Vdc accuracy. In-circuit resistance measurements and diode/transistor test function. Two years' typical operation from a common 9-volt battery. In other words, all the features you want in one hand-held unit of exceptional good looks and design.

With 1500 Vdc overload protection, 100% instrument burn-in, plus rugged, impact-resistant case, you're assured of the utmost in dependability and long-term accuracy. You get a tough meter that keeps on going, no matter how tough the going gets.

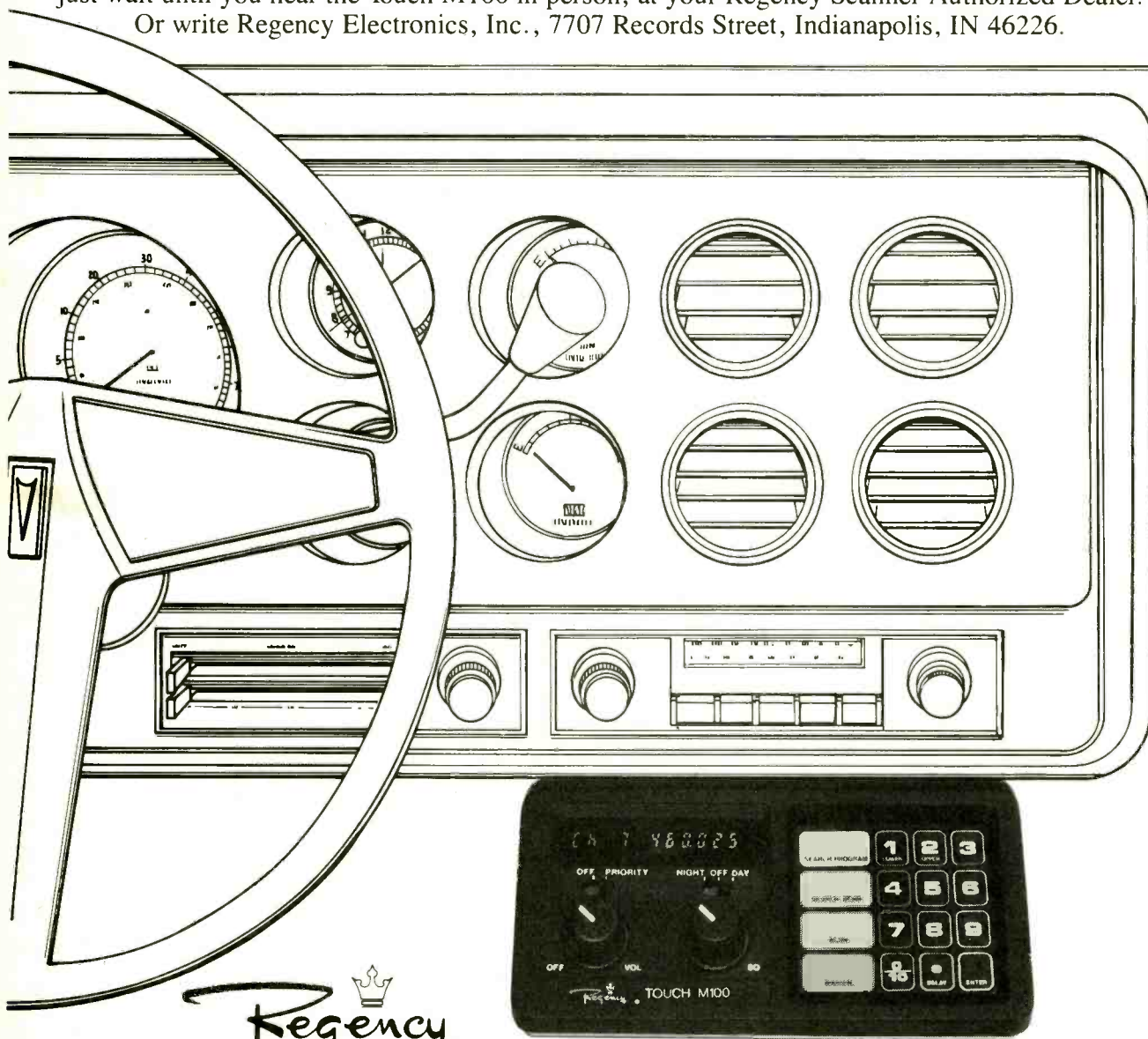
So-visit your dealer today and get your hands on the DMM that does it all. Or call (714) 871-4848, ext. 3651 for your nearest distributor.

## BECKMAN

CIRCLE NO. 9 ON FREE INFORMATION CARD

# Introducing the only crystalless scanner designed for mobile use.

Introducing the totally new Regency Touch M100 Computerized Scanner to hear the action of police, fire, weather and emergency calls. It's the first digitally synthesized scanner that's perfect for mobile\* or at home use. And it has a wealth of features to make programming simple. Like a full function digital readout, memory, search and scan delay, priority, fingertip sensitive, backlighted pressure pad and more. Plus you can choose from over 15,000 public service frequencies to monitor through 10 channels. All for under \$300.00. If this sounds good, just wait until you hear the Touch M100 in person, at your Regency Scanner Authorized Dealer. Or write Regency Electronics, Inc., 7707 Records Street, Indianapolis, IN 46226.



**Regency**  
Regency Electronics, Inc.  
7707 Records St.  
Indianapolis, IN 46226

\*Mobile use subject to restriction in certain localities

CIRCLE NO. 59 ON FREE INFORMATION CARD

# Buying the Right Digital Multimeter

## PE STAFF REPORT


IN THE relatively short time that digital multimeters have been widely available they have attained great popularity. By reputation, DMMs offer better accuracy and resolution than analog types, while also being more reliable and easier to use. These virtues, and more, are available to the purchaser of a DMM—if he can intelligently evaluate the instrument's capabilities and match it to his needs.

There are available on today's market more than a hundred DMMs from dozens of different manufacturers, ranging from inexpensive hand-held kit models to costly and sophisticated laboratory instruments. Not only must you choose between portable and bench types, you

must also decide how many and what kind of display digits you need, the features and functions that meet your requirements, and whether or not you need certain optional accessories.

One ready source of information is the manufacturer's specification sheet; but it must be examined carefully and critically. Specs that are not understood can confound rather than inform.

*Understanding the specifications, operating characteristics, and special features of DMMs will help you avoid pitfalls and match the instrument to the job*



# the Right Digital Multimeter

*continued*

**General Information.** Basically, DMMs consist of two sections. One is a voltage-sensitive display system that accepts a low-level dc input (usually 2 volts maximum) and flashes the measured value on a multiple-digit numeric display. The other is a signal conditioner or "front end" that converts and scales the input signal into a dc voltage proportional to its magnitude and within the range of the measuring system.

DMMs can be portable, bench-type, or both. Portable instruments dominate today's market and are available in a variety of sizes. They offer about the same basic features and functions in each price category. As a general rule, portable DMMs are the lowest-priced models, selling for as little as \$75 in kit form. Since they are extremely compact, portable DMMs provide fewer features than larger bench-only types.

Human engineering is extremely important in the design and layout of a portable DMM, especially for hand-held models. Display, range and function selectors, and input connectors must be easy to use. A potential purchaser should be concerned with the visibility of the display. Is it large enough? (Most displays are at least 0.5 inch—or 12.7 mm—high.) Can it be read in bright surroundings? In the dark? Liquid-crystal displays (LCDs) depend on ambient light. LED displays are self-illuminating, but may wash out in bright light.

Range and function selection can be accomplished in any of a number of ways. These may involve a pair of rotary switches, one for range, the second for function; a single rotary switch that selects both; or a single rotary for one and a series of input jacks for the other. Whatever the geometry, the thing to look for in your DMM is convenient operation that does not trick you into making errors or demand a fatiguing level of concentration.

Most "portable" DMMs that are not designed to be hand-held are really bench-type instruments that offer the flexibility of battery operation. These instruments sometimes provide functions not found in hand-held DMMs. Bench-only DMMs are invariably powered from an ac line. Range and function can be selected via rotary or pushbutton switches, the latter predominating. These instruments frequently have special features and/or functions that are built in or can be added as desired. One such built-in feature is an auxiliary analog meter movement, as in Simpson's Model 460-3A, that simplifies the task of making peaking and nulling adjustments. Some portable DMMs can operate for hours on one battery, a consideration that may be important for field work.

Even low-priced DMMs today offer 3½ digits of display, which is sufficient for most normal purposes. Critical applications may demand more digits, but these are only useful if the rest of the instrument is up to snuff. A 5½-digit display doesn't offer anything more than a 3½ if the two low-order digits are in error or "bobbling" indecipherably. Note also that a 4½-digit instrument whose most sensitive scale reads to 1.9999 V

gives no more sensitivity than a 3½-digit type that reads 1.999 mV on its most sensitive range.

The half digit is, of course, the 1 in a display that goes to, say, 1.999. It is turned on by overflow of the last full digit and sometimes called the overrange indicator. Note that the instrument may not read to the limit implied by the overrange indicator. A 3½-digit meter that goes to 1.999 has 100% overranging. A rating of 50% for this parameter would imply measurement capability to 1.499. Don't be confused by the fact that the range selector switch is marked "2", "20", or "200". The maximum is 1.9, 19.9, 199.9 regardless.

Among the available special features, one of the more popular options is a low-ohms function that permits resistance measurements to be made with test potentials lower than the turn-on voltages of semiconductor devices. Besides safeguarding the semiconductors, this feature prevents them from upsetting in-circuit resistance checks. Another useful function is an alarm that indicates when continuity exists during a test. Beckman uses a flashing omega ( $\Omega$ ) in the display to indicate when continuity occurs. Weston, Fluke, and Data Precision feature a beeper that sounds when test leads are shorted together. Weston's Roadrunner goes a step further, creating a beep to mark two different voltage levels and three different resistances.

Some of the more expensive bench-type DMMs come with BCD (binary-coded-decimal) digital outputs for driving hard-copy printers to provide permanent records of tests and measurements. Others provide a computer bus (usually IEEE-488 format) to permit the



## Which Ones Are They?

(Key to photo on previous page)

<i>one</i>	Micronta 22-197
<i>two</i>	Heathkit IM-2215
<i>three</i>	Fluke 8024A
<i>four</i>	Beckman Tech 310
<i>five</i>	Hickok LX303
<i>six</i>	Weston Roadrunner
<i>seven</i>	Sabtronics 2035A
<i>eight</i>	B&K 2815

instrument to be controlled by an external computer.

There are still a few DMMs on the market that feature built-in capacitance-measuring circuitry. And some of the more critical-application DMMs feature very stable temperature-compensated crystal time bases for conducting ultraprecise measurements.

**By the Numbers.** Like all test instruments, DMMs can be technically described by ratings listed as "technical specifications." In general, looking for prospects to buy, specs are the first things you should study. To do so, however, you must know how to interpret each specification. Here is a brief rundown on the more commonly published specifications:

**Accuracy.** For most people, this is the single most important DMM parameter. To be meaningful, accuracy should be stated with reference to time, ambient temperature, power-line variations, and other measurement conditions. The period of time over which the accuracy holds to its specified value is important because it indicates an instrument's stability and how often recalibration is required. Accuracy is usually expressed as a percentage of *full-scale* or percentage of *reading*, both plus and minus some number of digits. Typical examples are 0.1% full-scale  $\pm 1$  digit and 0.1% of reading  $\pm 1$  digit, respectively.

The full-scale spec found generally in older material, means that the DMM is accurate within 0.1% of its *full-scale* value over the entire selected range. For example, if the range is 199.9 V full-scale, maximum error at any point will be 0.19 V (0.1% of 199.9). At 80 volts, the error approaches 0.25%; at 20 volts, 1%; and so on. At the low end of the range, then, the instrument can have a fairly large error and meet its spec.

The newer percent-of-reading spec means that the displayed number represents the maximum error. For example, using the 1.999-V range and 0.1% accuracy, maximum error will be 0.19 V at 1.999 V and only 0.02 V (20 mV) at 20 V. Needless to say, this is a much "tighter" spec than full-scale-referenced specs.

In essence, the  $\pm 1$ -digit portion of the accuracy spec accounts for least-significant-digit "bobble." If the correct display should be, say, 0.795, the least-significant digit could be a 4, a 5, or a 6 and still be within spec. For low readings, this makes the achievable accuracy far less than that promised by even a percent-of-reading spec. If low-level ac-

curacy is a critical concern, calculate the  $\pm 1$ -digit tolerance in percentage to be sure of what you are getting.

Accuracy of resistance, current, and ac voltage measurement is usually not as good as it is for basic dc measurements. This is due to errors in the signal conditioners used to make the necessary signal-to-dc-voltage conversion. Measurements of ac in particular suffer from the input capacitance of the instrument and are good only up to some frequency (which should be stated). A spec stated at some spot frequency cannot be considered complete.

Remember too that ac calibration holds only for sine waves, with no harmonics present. If you need to be able to read peak voltages, look for a DMM offering that feature. To determine rms values for nonsinusoidal waveforms requires conversion circuitry. Lab-grade meters respond to the equivalent heating value of the signal; more modestly priced DMMs use circuitry that squares the signal, averages it, and extracts the square root.

**Resolution.** The ratio of the least number of counts that can be displayed to the maximum is known as the instrument's resolution. Full-scale resolution in a 3-digit DMM is 1:1000, or 0.1%. Overranging is generally ignored in the resolution spec.

**Sensitivity.** Another of the specs you should examine closely, sensitivity refers to the smallest incremental voltage change the instrument is able to detect. In mathematical terms, it is the lowest full-scale range multiplied by the resolution. Sensitivity of a 3-digit DMM with a 0.1% resolution and 100-mV lowest full-scale range (overranging is again ignored) is 0.1% of 100 mV, or 0.1 mV. If the lowest full-scale range is 1 volt, sensitivity becomes 1 mV.

**Loading.** An ideal voltmeter would have infinite impedance and thus present no load to a circuit to which it is connected. Real voltmeters always draw some current, however small, and therefore appear to the circuit as an additional element in parallel with the one across which voltage is being measured. This parallel combination, of course, has a lower impedance than either element alone, so the voltage developed with the meter connected is lower than it would otherwise be. Voltage measurements, therefore, are *always in error*, but if the meter's impedance is high enough compared to that of the element across which voltage is being measured, then the error will be negligible.

For a DMM to give rated sensitivity, its impedance should exceed source impedance by a factor of at least  $10^N$ , where N is the number of digits in the display. For example, a 3-digit, 1-megohm input DMM cannot measure voltage across a resistance much above 1000 ohms without excessive loading. In contrast, a 3-digit, 10-megohm DMM will not excessively load a circuit whose resistance is 10,000 ohms or less. A 15-megohm DMM will reduce loading further, enhancing accuracy. Don't forget, however, that ac input impedance of a DMM is lower than for dc and varies with frequency. A maximum frequency limit should accompany the ac impedance specification.

**Voltage Burden.** This is a current-measuring phenomenon analogous to loading in voltage measurements. Most current-measuring instruments operate by inserting a very low resistance in series with the circuit being measured and reading the voltage developed across that. In most cases, the voltage drop across the sensing resistor is negligible in comparison with those elsewhere and can be ignored insofar as circuit operation is concerned. But in a low-voltage, high-current circuit, the voltage drop can be significant. This is usually specified by a DMM manufacturer as a maximum voltage drop for each current range of the instrument. Also, bear in mind that the current-sensing resistor is common to all circuits following it and that "glitches" generated by any one stage may have an effect on all following stages with the current-measuring device connected.

**Noise.** There are two types of electrical noise that can have a significant effect on the accuracy and sensitivity of a DMM (or any digital instrument, for that matter). They are commonly referred to as "normal" and "common-mode" noise signals.

Normal noise signals are unwanted components that enter the DMM riding on the signal being measured. They can be picked up by the test leads or be a component of the signal itself, such as power-supply ripple. The degree of error caused by noise is proportional to the amount of noise present on the input signal; this is shown somewhat exaggeratedly in Fig. 1. The true value of the dc component can be hidden within the noise, especially when the voltage being measured is very low.

The usual solution to this problem (other than eliminating the noise at its source) is to use a low-pass filter in the voltmeter input. Although the filter re-

# the Right Digital Multimeter

continued

duces the effect of high-frequency noise, it also increases the response time of the following circuitry.

A DMM's ability to reject normal-mode noise is specified as NMR (normal mode rejection) and is expressed in decibels at a specific frequency. A NMR of 60 dB at powerline frequency (50 or 60 Hz) will keep hum-induced error below 1 count in a 3½-digit DMM with a 100-mV scale.

Common-mode noise is an undesired signal that can occur between the in-

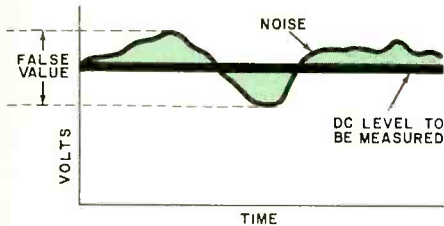


Fig. 1. Noise (boundary of shaded area) added to dc level can give an erroneous, fluctuating reading.

strument's input terminals and common ground used during measurement. It is generally caused by unwanted current flowing as a result of the potential difference between the input terminals and common ground and is sometimes called a "ground loop."

A typical input for a DMM is shown in Fig. 2. In most measuring situations, the impedance of the high-side leakage components (usually the red, or +, lead plus Z2) is much greater at all frequencies than the impedance of low-side leakage components Z1. This is because the high side consists of short wiring and a printed-circuit foil trace, while the low side is the instrument's ground foil, which can be relatively large in area. Because of its rather high impedance, the current path through Z2 can be disregarded.

As shown in Fig. 2, common-mode noise is essentially in series with the desired signal. The worst path is through low-side leakage components Z1. Thus, common-mode rejection is related to the ability to reduce the unwanted voltage generated across Z1. The best way to increase rejection is to

increase the impedance of the low-side leakage components. In a well-designed DMM, the low-side leakage resistance can approach  $10^9$  ohms, with an associated capacitance as high as 2500 pF. These values give a  $-120$ -dB dc CMR and a  $-60$ -dB ac CMR determined as follows: dc CMR =  $-20 \log (10^9/10^3)$  and ac CMR =  $-20 \log [(1/2\pi fC)/10^3]$ .

In the example just given, a dc common-mode noise signal of 100 volts would develop  $100 \mu\text{V}$  across the low-side resistance, while an ac common-mode signal of 20 volts at 60 Hz would develop 20 mV across this resistor. You can think of CMR as a reduction in the amount of common-mode signal converted into normal-mode across the low-side resistance.

Errors caused by common-mode noise can be reduced by a technique called "guarding," in which a metal enclosure surrounds the circuitry associated with the low input and is insulated from both this lead and ground. A connector on the front panel of the DMM makes the guard available to the user. In use, the guard connects to the low side of the circuit under test.

With the guard, the resulting low-side leakage components are changed to, say, a leakage resistance of  $10^{11}$  ohms and a capacitance of less than 2.5 pF. Since the guard is driven by the same common-mode signal as the low input, virtually no current flows through the guard impedance. This reduces the dc CMR to about  $-160$  dB and the ac CMR to about  $-120$  dB at 60 Hz. Now, the 100-volt dc common-mode signal generates only  $1 \mu\text{V}$  of normal-mode and the

20-volt ac common-mode signal generates only  $20 \mu\text{V}$  of ac normal-mode.

Effective common-mode rejection is a specification that often appears on data sheets. Effective CMR is a combination of "pure" CMR due to guarding and normal-mode rejection.

Another form of noise that can give false readings in a DMM results from induced r-f energy from radio and radar gear. In an r-f environment, false displays of measured parameters result from rectification of the r-f by dissimilar junctions inside and outside the DMM. A common way to reduce the effects of stray r-f is to shield the DMM. Ballantine, B & K, and other manufacturers are offering instruments with this feature.

**Settling Time.** A DMM measures steady-state values only. However, the application of the probes to an input signal represents a transient. The time the instrument needs to recover from this transient and give a steady reading is the settling time. This time varies depending on the input waveform. Find out if this reference steady reading has rated accuracy.

**Overload Protection.** Overload protection should be given careful attention, as it can be critical. Remember that a sudden overload may cause catastrophic destruction of an internal IC or the entire front end. Pay particular attention to the protection provided for the resistance-measuring function, as the scaling network here is particularly vulnerable if a voltage source is erroneously applied. If fuses are used, find out how hard they are to replace. And after they are replaced, is it necessary for the meter to be recalibrated?

(Continued on page 47)

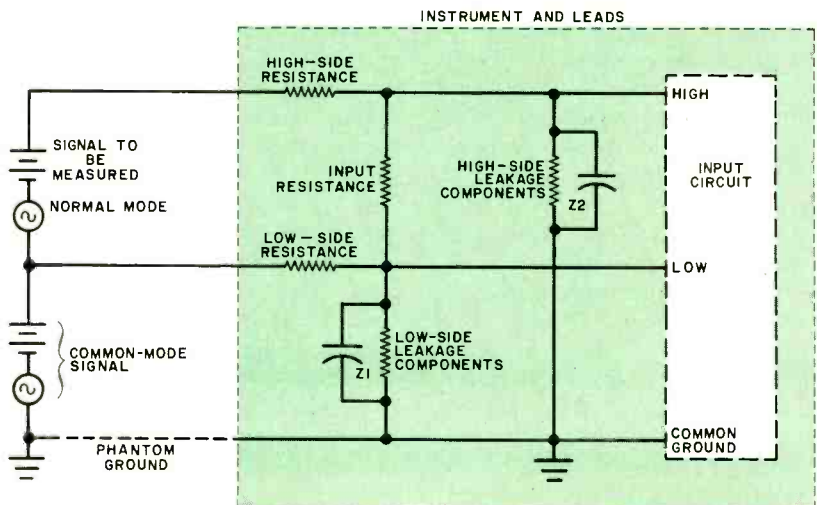


Fig. 2. Common-mode noise, applied to both meter terminals, may develop false voltages due to imbalance of leakage paths Z1, Z2.



# The new Heathkit® Hand-held DMM

## -every feature you need at a GREAT LOW PRICE

- Measures voltage, current and resistance
- Easy one-hand operation
- Big, easy-to-read LCD display
- Separate voltage and current inputs for circuit protection
- Single PC board for simple, quick assembly

**EASY  
ONE-EVENING  
KIT ASSEMBLY**  
only **\$94<sup>95</sup>**

Mail Order  
Price

Top performance and easy operation make the Heathkit IM-2215 your best buy in a solid-state, hand-held multimeter!

The new IM-2215 brings you features you would only expect in hand-held digital multimeters costing much more! Take measurements with outstanding accuracy - DC voltage,  $\pm 0.25\%$  - AC voltage,  $\pm 0.5\%$  - DC current,  $\pm 0.75\%$  - AC current,  $\pm 1.5\%$  and resistance,  $\pm 0.25\%$  (basic)! Alternating high-low resistance test voltage makes measuring semiconductors or in-circuit resistance easy! One-hand operation, a large 3½-digit LCD display and built-in calibration references make the IM-2215 ideal for field use. Includes a pivoting stand to adapt it to bench use. The low-drain circuitry stretches typical alkaline battery life to 200 hours! Battery condition is monitored, and a LO-BAT indicator warns you of the last 20% of battery life.

You can easily assemble the IM-2215 in just one night, with the help of the clear, concise Heathkit assembly manual. And if you need advice or service, experts are as close as your telephone! It operates on 9-volt battery (not included), or on 120 or 240 VAC with optional cords. The latest technology and traditional Heathkit value are now built into a new hand-held digital multimeter weighing only 14 ounces!

**Heathkit** If coupon is missing, order from:  
Heath Company, Dept. 010-624  
Benton Harbor, MI 49022

## ORDER YOURS TODAY!

For fastest delivery, use the Heathkit Hot Line **CALL (616) 982-3411**

Send to: Heath Company, Dept. 010-624  
Benton Harbor, MI 49022

Please send me...

- Heathkit Hand-Held DMM(s) (IM-2215) @ \$94.95 plus \$1.80 shipping and handling each.
- Rugged Leather Carrying Case(s) with Belt Loop for IM-2215 (IMA-2215-1) @ \$14.95 plus \$2.50 shipping and handling each.
- 120 VAC Outlet Cord(s) for IM-2215 (PS-2350) @ \$4.95 plus \$1.60 shipping and handling each.

Total before shipping & handling \_\_\_\_\_ \$ \_\_\_\_\_

Michigan residents add 4% sales tax \_\_\_\_\_ \$ \_\_\_\_\_

Add shipping & handling \_\_\_\_\_ \$ \_\_\_\_\_

Total \_\_\_\_\_ \$ \_\_\_\_\_

check  money order  VISA  Master Charge: Code # \_\_\_\_\_

Acct. # \_\_\_\_\_ Exp. Date \_\_\_\_\_

Signature \_\_\_\_\_  
(Necessary to send merchandise)

Name \_\_\_\_\_  
(Please Print)

Address \_\_\_\_\_

City \_\_\_\_\_ State \_\_\_\_\_ Zip \_\_\_\_\_

Prices are mail order and subject to change without notice. **GX-375**

For faster service on  
VISA or Master Charge orders  
call **(616) 982-3411**

---


# At CIE, you get electronics career training from specialists.

**If you're interested in learning how to fix air conditioners, service cars or install heating systems – talk to some other school. But if you're serious about electronics, come to CIE – The Electronics Specialists.**

---

*John E. Cunningham*

**Special Projects Director  
Cleveland Institute of Electronics**



**M**y father always told me that there were certain advantages to putting all your eggs in one basket. "John," he said, "learn to do one important thing better than anyone else, and you'll always be in demand."

I believe he was right. Today is the age of specialization. And I think that's a very good thing.

Consider doctors. You wouldn't expect your family doctor to perform open heart surgery or your dentist to set a broken bone, either. Would you?

For these things, you'd want a specialist. And you'd trust him. Because you'd know if he weren't any good, he'd be out of business.

**Why trust your education and career future to anything less than a specialist?**

You shouldn't. And you certainly don't have to.

**FACT:** CIE is the largest independent home study school in the world that specializes exclusively in electronics.

We have to be good at it because we put all our eggs in one basket: electronics. If we hadn't done a good job, we'd have closed our doors long ago.

**Specialists aren't for everyone.**

I'll tell it to you straight. If you think electronics would make a nice hobby, check with other schools.

But if you think you have the cool—and want the training it takes—to make sure that a sound blackout during a prime time TV show will be corrected in seconds—then answer this ad. You'll probably find CIE has a course that's just right for you!

**At CIE, we combine theory and practice. You learn the best of both.**

Learning electronics is a lot more than memorizing a laundry list of facts about circuits and transistors. Electronics is interesting because it's based on some fairly recent scientific discoveries. It's built on ideas. So, look for a program that starts with ideas—and builds on them.

That's what happens with CIE's Auto-Programmed® Lessons. Each lesson uses world-famous "programmed learning" methods to teach you important principles. You explore them, master them completely... before you start to apply them!

But beyond theory, some of our courses come fully equipped with the electronics gear to actually let you perform hundreds of checking, testing and analyzing projects.

In fact, depending on the course you take, you'll do most of the basic things professionals do every day—things like servicing a beauty of a Zenith color TV set... or studying a variety of screen display patterns with the help of a color bar generator.

Plus there's a professional quality oscilloscope you build and use to "see" and "read" the characteristic waveform patterns of electronic equipment.

**You work with experienced specialists.**

When you send us a completed lesson, you can be sure it will be reviewed and graded by a trained electronics instructor, backed by a team of technical specialists. If you need specialized help, you get it fast... in writing from the faculty specialists best qualified to handle your question.

**People who have known us a long time, think of us as the "FCC License School."**

We don't mind. We have a fine record of preparing people to take... and pass... the government-administered FCC License exams. In fact, in continuing surveys nearly 4 out of 5 of our graduates who take

the exams get their Licenses. You may already know that an FCC License is needed for some careers in electronics—and it can be a valuable credential anytime.

**Find out more! Mail this card for your FREE CATALOG today!**

If the card is gone, cut out and mail the coupon.

I'll send you a copy of CIE's FREE school catalog, along with a complete package of independent home study information.

For your convenience, I'll try to arrange for a CIE representative to contact you to answer any questions you may have.

Remember, if you are serious about learning electronics... or building upon your present skills, your best bet is to go with the electronics specialists—CIE. Mail the card or coupon today or write CIE (and mention the name and date of this magazine), 1776 East 17th Street, Cleveland, Ohio 44114.



Patterns shown on TV and oscilloscope screens are simulated.

**CIE** **Cleveland Institute of Electronics, Inc.**  
 1776 East 17th Street, Cleveland, Ohio 44114  
 Accredited Member National Home Study Council

**YES...** John, I want to learn from the specialists in electronics—CIE. Send me my FREE CIE school catalog—including details about troubleshooting courses—plus my FREE package of home study information. PE-18

Print Name \_\_\_\_\_

Address \_\_\_\_\_ Apt. \_\_\_\_\_

City \_\_\_\_\_

State \_\_\_\_\_ Zip \_\_\_\_\_

Age \_\_\_\_\_ Phone (area code) \_\_\_\_\_

Check box for G.I. Bill information:  Veteran  Active Duty

**Mail today!**



# Breakthrough

is a word that Realistic<sup>®</sup> uses very very very rarely. But nothing else describes our new STA-2200 all-digital receiver.

Could Radio Shack have scooped its peers (like Pioneer, Technics and Kenwood) in technology as well as features? Before you buy a conventional receiver that may be old-fashioned before 1980 is over, you can see what's really new at any of our stores. And decide for yourself!

**The Computerized Tuner.** Quartz-locked, microprocessor-controlled digital synthesis circuitry ends mechanical tuning errors and problems. No dial, no knob, no tuning meters. Instead, bright fluorescent digits display each station's frequency with absolute accuracy. Computer-type "feather-touch" tuning automatically scans up or down the FM and AM bands. Or you can select manual tuning. Store any six FM and any six AM stations in the microprocessor memory for instant recall. Even command the receiver to sample the stations in the memory, then touch-select the program of your choice. There's also battery back-up memory protection, Dolby<sup>®</sup> FM noise reduction, LED signal level indicators, and dual-sensitivity muting. And the display "off" is a quartz clock.

**The High-Technology Amplifier.** The Realistic STA-2200 uses a new generation of power transistors called MOSFETs. Their ultrahigh-speed operation brings you stunningly accurate sound reproduction through superior linearity, superior slew rate and inaudible TIM. They are more reliable than ordinary transistors and generate less heat. The amplifier features go on and on. 11-step bass and treble controls with turnovers for controlling ranges below 150 Hz and above 6 kHz. Tone control defeat. Hi-MPX filter. Monitoring and dubbing controls. And more. Power is 60 watts per channel into 8 ohms, 20-20,000 Hz, with no more than 0.02% THD. And one more thing: it's made by the same company that makes the breakthrough TRS-80<sup>™</sup> microcomputer.

STA-2200 is 599.95, at participating stores and dealers, price may vary. <sup>®</sup>TM Dolby Laboratories.



**Radio Shack<sup>®</sup>**  
The Nationwide Supermarket of Sound<sup>®</sup>

## DIGITAL MULTIMETERS

(Continued from page 40)

**Beyond the Basics.** Most DMMs are similar in terms of voltage-, current-, and resistance-measuring capabilities. They differ in these areas chiefly by offering greater or lesser accuracy, greater or lesser selection of ranges, and different ac bandwidths, all of which determine price. In general, a "basic" DMM comes with only a user's manual and a pair of general-purpose test leads. Some inexpensive models even omit the leads.

Most manufacturers offer a variety of optional accessories for their instruments. Among these are soft and hard carrying and storage cases, rechargeable-battery packs, battery eliminators/chargers, and special-purpose probes. The probes either extend existing ranges or the utility of the DMM. Among the more or less standard probes and accessories available as options are high-voltage probes that permit measurements up to and beyond 30 kV, temperature-measuring attachments, current-measuring clamp-ons, and light-sensitive devices.

Choice of accessories depends on the uses to which you intend to put your DMM. In making your choices, consider your present needs and future applications for the instrument. For example, if you intend to perform appliance repairs, you'll need at least one relatively high-current clamp-on. (Most DMMs can measure up to only 2 amperes, while appliances often draw 10 or more amperes.) Temperature probes are good for the heating/air-conditioning specialist and for monitoring the operating temperatures of power transistors. For example, TV-radio technicians may elect to use Sencore's "Transient Protector Probe," which extends a 15-megohm-input meter to 10,000-V dc operation for checking horizontal output stages. Its high input impedance of 150 megohms also reduces loading in critical oscillator power and i-f stages.

**In Conclusion.** Choosing a DMM can be greatly simplified if you approach the problem intelligently. Know what your needs are to start, what to look for in terms of performance, and what a multi-meter is capable of doing. Though LCD-display types appear to be most popular of late, a field TV service technician might find a LED display more useful when working on TV receivers in a subdued-lighting area or inside the TV's cabinet. If you have special needs beyond the abilities of the basic DMM, check out the optional extras. You are almost certain to find at least one suitable model at a price you can afford. ♦

## DMM MANUFACTURERS SAMPLER

Ballantine Laboratories  
P.O. Box 97  
Boonton, NJ 07005

B & K Precision  
Dynascan Corporation  
6460 W. Cortland Ave.  
Chicago, IL 60635

Beckman Instruments  
Adv. Electro Prod. Div.  
2500 Harbor Blvd.  
Fullerton, CA 92634

Data Precision  
Electronics Ave.  
Danvers Ind. Pk.  
Danvers, MA 01923

John Fluke Manufacturing  
P.O. Box 43210  
Mountlake Terrace, WA 98043

Heath Company  
Benton Harbor, MI 49022

Hewlett-Packard  
1501 Page Mill Rd.  
Palo Alto, CA 94304

Hickok Elect. Inst. Co.  
10514 DuPont Ave.  
Cleveland, OH 44108

International Technology  
3828 Woodcliff Rd., Box 5127  
Sherman Oaks, CA 91403

Keithley Instr. Inc.  
28775 Aurora Rd.  
Cleveland, OH 44139

Leader Instruments  
151 Dupont St.  
Plainville, NY 11803

Micronta (see Radio Shack)

Non-Linear Systems  
533 Stevens Ave.  
Solana Beach, CA 92075

Philips Test & Measuring Inst. Co.  
85 McKee Dr.  
Mahwah, NJ 07430

Racal-Dana Instruments  
18912 Von Karman Ave.  
Irvine, CA 92713

Radio Shack  
Tandy Corporation  
Ft. Worth, TX 76102

Sabtronics Internat. Inc.  
13426 Floyd Cr.(M/S24)  
Dallas, TX 75243

Sencore  
3200 Sencore Dr.  
Sioux Falls, SD 57107

Simpson Electric  
853 Dundee Ave.  
Elgin, IL 60120

Sinclair Radionics  
66 Mount Prospect Ave.  
Clifton, NJ 07015


Soar Electronics Corp.  
200 13th Ave.  
Ronkonkoma, NY 11779

Systron-Donner  
Instrument Div.  
10 Systron Dr.  
Concord, CA 94518

Triplet Corp  
286 Harmon Rd.  
Bluffton, OH 45817

Viz Manufacturing  
335 E Price St.  
Philadelphia, PA 19114

Weston Instruments  
Division Sangamo Weston  
614 Frelinghuysen Ave.  
Newark, NJ 07114





### JUST WRAP™ WIRE WRAPPING TOOL

WHY CUT? WHY STRIP? WHY SLIT?  
WHY NOT JUST WRAP?

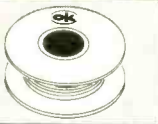
JW-1-B	BLUE WIRE	\$14.95
JW-1-W	WHITE WIRE	\$14.95
JW-1-Y	YELLOW WIRE	\$14.95
JW-1-R	RED WIRE	\$14.95



### RIBBON CABLE ASSEMBLY SINGLE END

26 AWG Rainbow Coded flat cable

SE 14-24	WITH 14 PIN DIP PLUG 24" LONG (609MM)	\$3.55
SE 14-48	WITH 14 PIN DIP PLUG 48" LONG (1218MM)	\$4.25
SE 16-24	WITH 16 PIN LONG DIP PLUG 24" LONG (609MM)	\$3.75
SE 16-48	WITH 16 PIN LONG DIP PLUG 48" LONG (1218MM)	\$4.45



### JUST WRAP REPLACEMENT ROLLS

R-JW-B	BLUE WIRE	50 ft. Roll	\$2.98
R-JW-W	WHITE WIRE	50 ft. Roll	\$2.98
R-JW-Y	YELLOW WIRE	50 ft. Roll	\$2.98
R-JW-R	RED WIRE	50 ft. Roll	\$2.98



### UNWRAP TOOL FOR JUST WRAP

JUW-1	UNWRAPPING TOOL	\$3.49
-------	-----------------	--------



### JUST WRAP KIT

JWK-6	JUST WRAP KIT	\$24.95
-------	---------------	---------



### "HOBBY" WIRE WRAPPING TOOL BATTERY POWERED

BW-2630	FOR AWG 26-30	\$19.95
---------	---------------	---------

Use "C" size NICAD Batteries, not included. Bits not included.

BT-30	BIT FOR AWG 30	\$3.95
BT-2628	BIT FOR AWG 26-28	\$7.95



### HOBBY WRAP TOOLS



WSU-30	REGULAR WRAP	\$6.95
WSU-30M	MODIFIED WRAP	\$7.95



### PRE-STRIPPED WIRE WRAPPING WIRE

Wire for wire-wrapping.  
AWG-30 (0.25mm)  
KYNAR™ wire, 50 wires  
per package stripped  
1" both ends.

© KYNAR PENNVAL

30 B 50 010	30 AWG Blue Wire 1' Long	\$ .99
30 Y 50 010	30 AWG Yellow Wire 1' Long	\$ .99
30 W 50 010	30 AWG White Wire 1' Long	\$ .99
30 R 50 010	30 AWG Red Wire 1' Long	\$ .99
30 B 50 020	30 AWG Blue Wire 2' Long	\$1.07
30 Y 50 020	30 AWG Yellow Wire 2' Long	\$1.07
30 W 50 020	30 AWG White Wire 2' Long	\$1.07
30 R 50 020	30 AWG Red Wire 2' Long	\$1.07
30 B 50 030	30 AWG Blue Wire 3' Long	\$1.16
30 Y 50 030	30 AWG Yellow Wire 3' Long	\$1.16
30 W 50 030	30 AWG White Wire 3' Long	\$1.16
30 R 50 030	30 AWG Red Wire 3' Long	\$1.16
30 B 50 040	30 AWG Blue Wire 4' Long	\$1.23
30 Y 50 040	30 AWG Yellow Wire 4' Long	\$1.23
30 W 50 040	30 AWG White Wire 4' Long	\$1.23
30 R 50 040	30 AWG Red Wire 4' Long	\$1.23
30 B 50 050	30 AWG Blue Wire 5' Long	\$1.30
30 Y 50 050	30 AWG Yellow Wire 5' Long	\$1.30
30 W 50 050	30 AWG White Wire 5' Long	\$1.30
30 R 50 050	30 AWG Red Wire 5' Long	\$1.30
30 B 50 060	30 AWG Blue Wire 6' Long	\$1.38
30 Y 50 060	30 AWG Yellow Wire 6' Long	\$1.38
30 W 50 060	30 AWG White Wire 6' Long	\$1.38
30 R 50 060	30 AWG Red Wire 6' Long	\$1.38



### TRI-COLOR DISPENSER

WD-30-TRI	TRI-COLOR DISPENSER	\$5.95
-----------	---------------------	--------


R-30-TRI	REPLACEMENT ROLLS	\$3.95
----------	-------------------	--------

### WIRE DISPENSER

WD-30-B	BLUE WIRE	\$3.95
WD-30-Y	YELLOW WIRE	\$3.95
WD-30-W	WHITE WIRE	\$3.95
WD-30-R	RED WIRE	\$3.95


### DISPENSER REPLACEMENT ROLLS

R-30B-0050	30-AWG BLUE 50 FT. ROLL	\$1.98
R-30Y-0050	30-AWG YELLOW 50 FT. ROLL	\$1.98
R-30W-0050	30-AWG WHITE 50 FT. ROLL	\$1.98
R-30R-0050	30-AWG RED 50 FT. ROLL	\$1.98



### HOOK-UP WIRE


HK-18	18 AWG	25 FT	SOLID CONDUCTOR	\$1.20
HK-20	20 AWG	25 FT	SOLID CONDUCTOR	\$ .98
HK-22	22 AWG	50 FT	SOLID CONDUCTOR	\$1.35
HK-24	24 AWG	50 FT	SOLID CONDUCTOR	\$1.35
HK-26	26 AWG	50 FT	SOLID CONDUCTOR	\$1.35
SHK-18	18 AWG	25 FT	STRANDED CONDUCTOR	\$1.20
SHK-20	20 AWG	25 FT	STRANDED CONDUCTOR	\$ .98
SHK-22	22 AWG	50 FT	STRANDED CONDUCTOR	\$1.35
SHK-24	24 AWG	50 FT	STRANDED CONDUCTOR	\$1.35
SHK-26	26 AWG	50 FT	STRANDED CONDUCTOR	\$1.35



### DIP PLUG WITH COVER FOR USE WITH RIBBON CABLE


14-PLG	14 PIN PLUG & COVER	\$1.45
16-PLG	16 PIN PLUG & COVER	\$1.59

QUANTITY 2 PLUGS, 2 COVERS



### RIBBON CABLE ASSEMBLY DOUBLE END

DE 14-2	WITH 14 PIN DIP PLUG - 2"	\$3.75
DE 14-4	WITH 14 PIN DIP PLUG - 4"	\$3.85
DE 14-8	WITH 14 PIN DIP PLUG - 8"	\$3.95
DE 14-12	WITH 14 PIN DIP PLUG - 12"	\$4.07
DE 14-16	WITH 14 PIN DIP PLUG - 16"	\$4.12
DE 14-24	WITH 14 PIN DIP PLUG - 24"	\$4.15
DE 16-2	WITH 16 PIN DIP PLUG - 2"	\$4.15
DE 16-4	WITH 16 PIN DIP PLUG - 4"	\$4.25
DE 16-8	WITH 16 PIN DIP PLUG - 8"	\$4.35
DE 16-12	WITH 16 PIN DIP PLUG - 12"	\$4.47
DE 16-16	WITH 16 PIN DIP PLUG - 16"	\$4.52
DE 16-24	WITH 16 PIN DIP PLUG - 24"	\$4.55
DE 24-6	WITH 24 PIN DIP PLUG - 6"	\$6.05
DE 24-8	WITH 24 PIN DIP PLUG - 8"	\$6.50
DE 24-12	WITH 24 PIN DIP PLUG - 12"	\$6.90
DE 24-16	WITH 24 PIN DIP PLUG - 16"	\$7.10
DE 24-24	WITH 24 PIN DIP PLUG - 24"	\$7.70



### DIP SOCKETS

14 DIP	14 PIN DIP SOCKET	\$0.79
16 DIP	16 PIN DIP SOCKET	\$0.89
24 DIP	24 PIN DIP SOCKET	\$1.49
36 DIP	36 PIN DIP SOCKET	\$2.49
40 DIP	40 PIN DIP SOCKET	\$2.99



### DIP IC INSERTION TOOL WITH PIN STRAIGHTNER


Narrow profile. Pin straightener built into tool. Automatic ejector.

INS-1416	14-16 PIN DIP IC INSERTER	\$3.49
----------	------------------------------	--------

### MOS, CMOS-SAFE

GROUND STRAP NOT INCLUDED

MOS-1416	14-16 PIN, MOS CMOS SAFE INSERTER	\$7.95
MOS-2428	24-28 PIN MOS CMOS SAFE INSERTER	\$7.95




### 36-40 PIN CMOS-SAFE IC INSERTION TOOL

Aligns bent out pins. Includes terminal lug for attachment of ground strap.

GROUND STRAP NOT INCLUDED

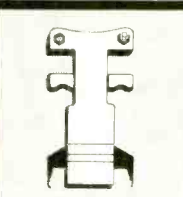
MOS-40	36-40 PIN CMOS SAFE INSERTION TOOL	\$7.95
--------	---------------------------------------	--------



### DIP IC EXTRACTOR TOOL

Extracts all LSI, MSI and SSI devices of from 8 to 24 pins.

EX-1	EXTRACTOR TOOL	\$1.49
------	----------------	--------



### 24-40 CMOS-SAFE EXTRACTOR TOOL

Removes 24-40 pin IC's, .600" centers. C-MOS safe. Includes terminal lug for attachment of ground strap.

GROUND STRAP NOT INCLUDED

EX-2	CMOS SAFE EXTRACTOR TOOL	\$7.95
------	--------------------------	--------

MINIMUM ORDER \$25.00, SHIPPING CHARGE \$2.00, N.Y. CITY AND STATE RESIDENTS ADD TAX

## OK MACHINE & TOOL CORPORATION

3455 Conner St., Bronx, N.Y. 10475 (212) 994-6600 Telex 125091



### PRB-1 DIGITAL LOGIC PROBE

- DC to > 50 MHz
- 10 Nsec. pulse response
- 120 K Ohm Impedance
- Automatic pulse stretching to 50 Msec.
- Automatic resetting memory
- Open circuit detection
- Automatic threshold resetting
- Compatible with all logic families 4-15 VDC
- Range extended to 15-25 VDC with optional PA-1 adapter
- Supply O.V.P. to ± 70 VDC
- No switches/no calibration

PRB-1	DIGITAL LOGIC PROBE	\$36.95
-------	---------------------	---------

### PROTOTYPE BOARD (CM-100)

TERMINALS: 1,020 TEST POINTS 188 separate 5 point terminals, plus 2 horizontal bus lines of 40 common test points each.

SIZE: 6 1/2" Wide, 5" Long.

CM-100	MODULAR PROTOTYPE BOARD	\$25.95
--------	-------------------------	---------

### PROTOTYPE BOARD (CM-200)

TERMINALS: 630 TEST POINTS 94 separate 5 point terminals, plus 4 bus lines of 40 common test points each

SIZE: 6" Wide, 3 1/2" Long.

CM-200	MODULAR PROTOTYPE BOARD	\$16.45
--------	-------------------------	---------

### PROTOTYPE BOARD (CM-300, CM-400)

CM-300 and CM-400 have two separated rows of five interconnected contacts each. Each pin of a DIP inserted in the strip will have four additional tie-points per pin to insert connecting wires. They accept leads and components up to .032 in. diameter. Interconnections are readily made with RW-50 Jumper Wire. All contact sockets are on a .100 in. square grid (1 1/4 in. wide).

CM-300	MODULAR PROTOTYPE BOARD	\$9.95
CM-400	MODULAR PROTOTYPE BOARD	\$2.45

### MODULAR BUS STRIP

CM-500 is a bus strip to be used in conjunction with CM-300 and CM-400 for distribution of power and common signed lines. Two separate rows of common terminals, grouped into clusters of five. All contact sockets are on a .100 in. square grid.

CM-500	MODULAR BUS STRIP	\$1.95
--------	-------------------	--------

### JUMPER WIRES

50 Preformed wires, from 1 1/2 to 4 inches, 20 AWG solid wire, white insulation.

RW-50	JUMPER WIRES	\$2.98
-------	--------------	--------

### "CLIP AND STRIP" TOOL

For cutting and stripping 1 in. insulation from 30 AWG wire.

CAS-130	CLIP AND STRIP	\$1.98
---------	----------------	--------

THE ABOVE CUT AND STRIP TOOL IS NOT APPLICABLE FOR NYLON OR TEFLON INSULATION

### MINI SHEAR

MS-10	MINI-SHEAR	\$4.95
-------	------------	--------

### MINI SHEAR WITH SAFETY CLIP

MS-20	MINI-SHEAR WITH CLIP	\$5.95
-------	----------------------	--------

### VACUUM VISE

ABS construction, 1 1/2 in. wide jaws.

V-V-1	VACUUM VISE	\$3.49
-------	-------------	--------

### WIRE WRAPPING KITS

#### WK-2, WK-3, WK-4

WK-2-B	WIRE-WRAPPING KIT (BLUE)	\$12.95
WK-2-Y	WIRE-WRAPPING KIT (YELLOW)	\$12.95
WK-2-W	WIRE-WRAPPING KIT (WHITE)	\$12.95
WK-2-R	WIRE-WRAPPING KIT (RED)	\$12.95
WK-3B (BLUE)	WIRE-WRAPPING KIT	\$16.95
WK-4B (BLUE)	WIRE-WRAPPING KIT	\$25.99

### WIRE WRAPPING KIT WK-5

BW-630, WSU-30M, CON-1, EX-1, INS-1416, TRS-2, MS-20, 14, 16, 24 and 40 DIP sockets, WWT-1, WD-30-TR1, H-PCB-1.

WK-5	WIRE-WRAPPING KIT	\$74.95
------	-------------------	---------

### PC BOARD

4 x 4.5 x 1/8 in. board, glass coated EPOXY laminate, solder coated 1 oz. copper pads. The board has provision for a 22/44 two sided edge connector. .156 in. spacing. Edge contacts are non-dedicated for maximum flexibility.

The board contains a matrix of .040 in. diameter holes on .100 in. centers. Component side contains 76 two-hole pads.

Two independent bus systems are provided for voltage and ground on both sides of the board.

H-PCB-1	HOBBY BOARD	\$4.99
---------	-------------	--------

### TERMINAL BOARD

.062 thick glass coated epoxy laminate. Outside dimensions 6.3 in. x 3.94 in. Not plated.

A-PC-01	TERMINAL BOARD	\$3.45
---------	----------------	--------

### PC BOARD

Same specifications as A-PC-01 except matrix pattern is copper plated and solder coated on one side.

A-PC-02	PRINTED CIRCUIT BOARD	\$5.95
---------	-----------------------	--------

### PC BOARD

Same specifications as A-PC-01. Each line of holes is connected with copper plated and solder coated parallel strips on one side.

A-PC-03	PRINTED CIRCUIT BOARD	\$5.95
---------	-----------------------	--------

### PC BOARD

Same specifications as A-PC-01. One side has horizontal copper strips, solder coated. Second side has vertical parallel bars.

A-PC-04	PRINTED CIRCUIT BOARD	\$7.95
---------	-----------------------	--------

### PC BOARD

The A-PC-05 features numbered contacts for easy reference along with a numbered matrix for easy hole locations. Made of .062 in. thick epoxy laminate. 4.5 in. x 5 in. Edge Connector Board.

A-PC-05	PRINTED CIRCUIT BOARD	\$5.45
---------	-----------------------	--------

Same as A-PC-05 except outside dimensions are 4.5 in. x 6.5 in. Edge Connector Board.

A-PC-06	PRINTED CIRCUIT BOARD	\$6.95
---------	-----------------------	--------

Same as A-PC-05 except outside dimensions are 4.5 in. x 7 in. Edge Connector Board.

A-PC-07	PRINTED CIRCUIT BOARD	\$8.95
---------	-----------------------	--------

### TERMINALS

WWT-1	SLOTTED TERMINAL	\$4.98
WWT-2	SINGLE SIDED TERMINAL	\$2.98
WWT-3	IC SOCKET TERMINAL	\$4.98
WWT-4	DOUBLE SIDED TERMINAL	\$1.98

### TERMINAL INSERTING TOOL

For inserting WWT-1, -2, -3 and -4 terminals.

INS-1	INSERTING TOOL	\$2.49
-------	----------------	--------

### P. C. B. TERMINAL STRIPS

TS-4	4-POLE	\$1.39
TS-8	8-POLE	\$2.19
TS-12	12-POLE	\$2.99

### MODULAR TERMINAL STRIPS

TS-6MD	2-POLE	\$1.79
--------	--------	--------

(3 per Package)

### PC CARD GUIDES

TR-1	CARD GUIDES	\$1.89
------	-------------	--------

QUANTITY — ONE PAIR (2 PCS.)

### PC CARD GUIDES & BRACKETS

TRS-2	GUIDES & BRACKETS	\$3.79
-------	-------------------	--------

QUANTITY — ONE SET (4 PCS.)

### PC EDGE CONNECTOR

44 pin, dual read-out, .156 in. spacing, wire-wrapping.

CON-1	P.C. EDGE CONNECTOR	\$3.49
-------	---------------------	--------

MINIMUM ORDER \$25.00, SHIPPING CHARGE \$2.00, N.Y. CITY AND STATE RESIDENTS ADD TAX

## OK MACHINE & TOOL CORPORATION

3455 Conner St., Bronx, N.Y. 10475 (212) 994-6600 Telex 125091

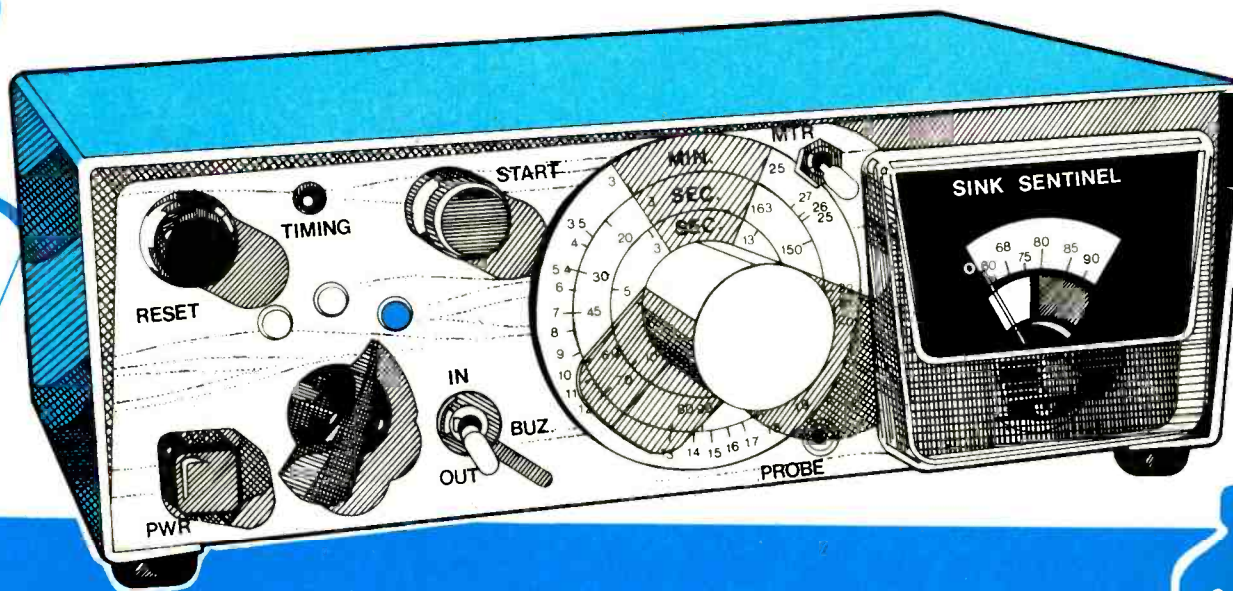
**T**HERE are many reliable timers, thermometers, and quality-control devices to aid the photographer. Unfortunately, most of these commercial devices are expensive. You can, however, build the "Sink Sentinel," which serves as a photo-lab timer, thermometer, and conductivity tester, at a fraction of the cost you would expect to pay for a similar commercial device. The Sink Sentinel accurately monitors the temperature of film-processing chemicals, times film processing, and tells you when your film or paper can come out of the hypo.

**About the Circuit.** The timer portion

of the Sink Sentinel is shown in Fig. 1. It is based on a conventional 555 timing circuit (*IC1*). *TIME SET* potentiometer *R2* and *RANGE* switch *S3*, the latter selecting the appropriate range capacitor (*C1* and *C2* shown, but more capacitors can be added, as desired), determine the timing range.

Timing is initiated by pressing *START* switch *S4*, which places pin 2 of *IC1* at ground potential. Pin 2 is normally held high by *R3*. The timing interval in seconds is approximately equal to 1.5 times the value of *R2* in megohms times the value of the capacitor (selected by *S3*) in microfarads. The timing values for the R

# BUILD A PHOTO SINK SINK





and C values shown in Fig. 1 were set in three ranges. The first and most commonly used for photographic printing and enlarging is from about 3 to 23 seconds; the second from 20 seconds to nearly 3 minutes; and the last from 3 to almost 30 minutes. If desired, the R and C values can be changed to produce any desired timing interval.

During the timing interval, the output of IC1 at pin 3 is high and lamp I1 and alarm A1 (if the latter is switched in via S5) will not operate, but LED1 will be on. At the end of the timing cycle, the output of IC1 goes low to allow A1 and I1 to operate. At this point, LED1 extinguishes.

If at any time you wish to terminate the timing cycle, you simply press RESET switch S2.

An optional enlarger/safelight powering arrangement is provided by sockets SO1 and SO2 and relay K1, as shown in Fig. 1. If you prefer not to have this option, you can eliminate K1 and SO1 and SO2. Assuming you decide to keep this option, when K1 is not energized at the end of a timing cycle, SO2 is powered and can be used to power your safelight. During the timing cycle, K1 is energized, connecting SO1 to the power line for powering an enlarger.

The temperature/conductivity section

# DARKROOM

# SENTINEL

Moderately priced system monitors temperatures and film process time of photographic chemicals, and alerts user when film or paper processing is completed

BY FRANK I. GILPIN



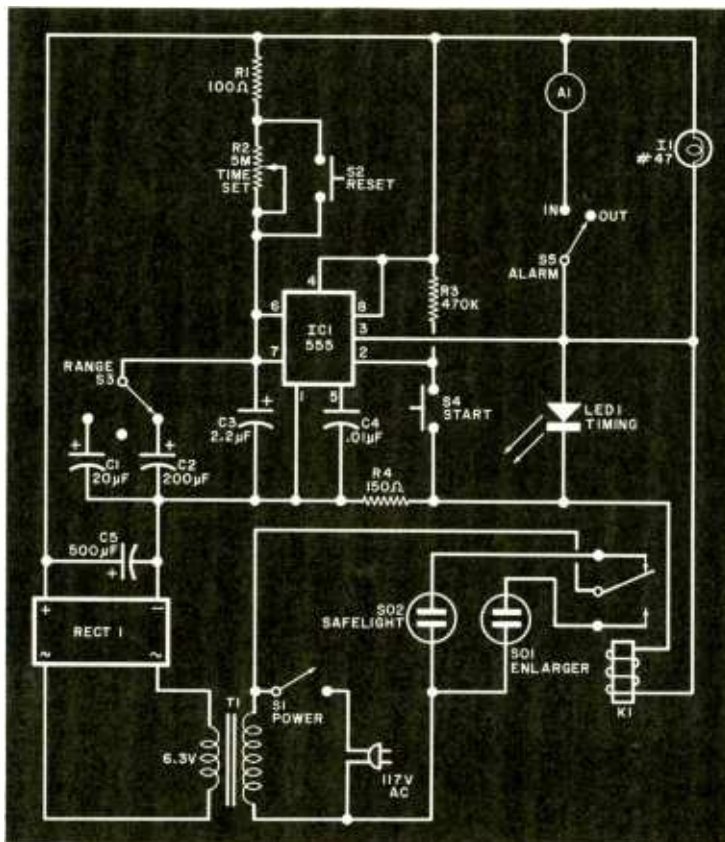


Fig. 1. Basic 555 timer can be adjusted for almost any desired timing ranges. The relay circuit allows timing an enlarger then turning on safelight.

of the Sink Sentinel is shown in Fig. 2. It is based on the Wheatstone bridge principle. The circuit measures the relative resistance of either a plug-in temperature or conductivity probe.

The temperature probe is made up of an ordinary pnp germanium transistor with a metal TO1 or TO4 case. Sensing is performed in the emitter-collector junctions. Although such a temperature probe is limited in range, it will suffice for the 60° to 90° F (15.6° to 20° C) range required in most photographic developing situations.

**Construction.** The timer circuit can be assembled on a small perforated board, or you can use a printed-circuit board of your own design. A socket is recommended for IC1 in either case.

Mount the various switches, control, indicators, and meter on the front panel of the enclosure in which the system is to be housed. This done, secure the power supply in place on the bottom of the enclosure. Pass the prepared end of the line cord into the box through a rubber-grommet-lined hole in the rear pan-

el. Then, before connecting and soldering the line cord to the appropriate points in the circuit, tie a knot about 4" (10.2 cm) from the prepared end on the inside of the box to prevent the cord from being torn loose.

Light-emitting diode LED1 mounts on the front panel via a rubber-grommet-lined hole. Note that a separate lamp and switch can be used for I1 and S1, or you can use a switch with built-in lamp.

Use a dry-transfer lettering kit to label the front panel with the appropriate legends. With an ink compass, draw four concentric circles on medium-weight white cardboard. Make the circles 5/8", 2", 2 1/2", and 3" (15.9, 51, 63.5, and 76.2 mm) in diameter. Cut a disc from the cardboard, using the 3" circle as a guide. Next, cut a hole in the center of the disc, using the 5/8" circle as a guide. Rubber cement the disc to the front panel, with the shaft of R2 centered in the hole. (This "dial plate" will be inscribed later during the timer calibration procedure.)

Slip a pointer knob onto the shaft of S3. Properly index the pointer and tighten the setscrew.

## PARTS LIST

- A1—6-volt dc alarm or buzzer (Mallory Son-alert No. SC628, Radio Shack No. 273-049, or similar)
- B1—9-volt battery
- C1—20-μF, 20-volt electrolytic
- C2—200-μF, 20-volt electrolytic
- C3—2.2-μF, 20-volt electrolytic
- C4—0.01-μF disc
- C5—500-μF, 20-volt electrolytic
- I1—6-volt lamp (No. 47 or similar)
- J1—Subminiature phone jack
- K1—6-volt, low-current relay (Radio Shack No. 275-004 or similar)
- LED1—Red discrete light-emitting diode
- M1—0-to-50-μA dc meter movement (Radio Shack No. 22-051 or similar)
- P1, P2—Subminiature phone plug
- Q1—Pnp germanium transistor in TO1 or TO4 metal case (see text)

The following resistors are 1/2-watt, 10%:

- R1—100 ohms
- R3—470,000 ohms
- R4—150 ohms
- R5, R6—3000 ohms
- R8—3600 ohms
- R2—5-megohm linear-taper potentiometer
- R7—100,000-ohm miniature potentiometer
- RECT1—Rectifier (Radio Shack No. 276-1626)
- S1—Spst switch
- S2, S4—Normally open spst pushbutton switch
- S3—Single-pole, three-position nonshorting rotary switch
- S5, S6—Spdt switch
- SO1, SO2—Chassis-mounting ac receptacle
- T1—6.3-volt, 300-mA transformer

Misc—9" × 6" × 3 1/2" (22.9 × 15.2 × 8.9 cm) aluminum cabinet; holder for B1; ac line cord with plug; pointer knob; plain pressfit control knob; 2" × 2" (10.8 × 10.8 cm) perforated board; 36" (about 1 m) stranded two-conductor speaker cable; 1/16" clear plastic sheet; quick-set epoxy; plastic cement; silicone-rubber cement; 4" (21.6 cm) chrome or stainless-steel wire (see text); dry-transfer lettering kit; rubber grommets (2); hookup wire; machine hardware; etc.

Next, cut a 3" disc from 1/16" (1.6-mm) thick sheet of clear plastic. Using a metal straightedge and a sharp needle, firmly scribe a line from the center to the edge of the disc. Fill the scribed line with india ink and wipe off the excess, leaving behind a fine scribed cursor. Drill a 3/8" (9.5-mm) hole through the center of the plastic disc.

Temporarily place a knob with a pointer on the shaft of R2 and rotate it to locate the two stops on the pot. Locate this angular gap at the top of the cardboard disc (lightly pencil marking the two points on the cardboard disc) equidistant to both sides of an invisible vertical axis with the pot's shaft. Remove the pointer knob.

Now place the plastic disc over the pot's shaft, scribed cursor line toward

(Continued on page 56)

# Somebody needs what you've already got. Pass it on.

You came out of the service with a lot going for you. Skill. Knowledge. And experience. And much of it didn't come out of a book or a tech manual. It came from somebody else. Somebody who took the time to pass along what he knew.

Well, what about you? You've got a lot to give, too. And you can do it. Part-time. In the Army National Guard.

In the Army Guard, you can make a difference. By working with people who



want to know what you know. By showing them the ropes. And watching them grow.

It's a satisfying job. The pay's good, too. And you'll be putting time against retirement benefits.

Check it out. There are a lot of people who want what you've got. Pass it on. In the Army National Guard.

See your local recruiter or call toll-free 800-638-7600 (except in Alaska, Hawaii, Puerto Rico and the Virgin Islands).

In Maryland call 728-3388.

## Help somebody. Including yourself.



The Guard belongs.

## SINK SENTINEL

(Continued from page 52)

the cardboard disc. Center the plastic disc over the cardboard disc and line up the cursor line with the *right* pencilled stop mark on the cardboard disc. Temporarily tape the plastic disc in place. Rotate the pot's shaft fully counterclockwise. Apply a thin bead of plastic cement to the back of a plain plastic friction-fit control knob. Slide the knob onto *R2*'s shaft and gently press it against the plastic disc. Allow the cement to set for at least 8 hours before removing tape.

Meanwhile, fabricate the conductivity probe as follows. The probe itself (see Fig. 2) consists of a pair of closely-spaced conductors, with a limiting resistor, that can be plugged into *J1*. The probe elements can be made from two 2" (5.1-cm) lengths of chrome or stainless-steel 12-gauge rod. A bicycle spoke or a length of stainless-steel antenna rod will do.

Solder *R8* to one end of one of the rods. Then trim away 1" (25.4 mm) of one of the conductors at one end of a 36" (about 1-meter) length of speaker cable. Strip away the insulation from both conductors of this end of the cable, twist together the wires and tin them lightly with solder. Connect and solder the shorter conductor to the free end of *R8* and the other conductor to one end of the remaining rod.

Now, cut two 1"  $\times$   $\frac{3}{8}$ " (25.4  $\times$  9.5 mm) strips from a sheet of 1/16" thick sheet of plastic. Drill two  $\frac{1}{8}$ " (3.2-mm) holes  $\frac{1}{8}$ " apart in the center of both strips of plastic. Slip the free ends of the rods through one hole in each strip of plastic and apply a drop of fast-setting epoxy cement at each hole to secure the strips to the rods.

While the cement is setting, drill a  $\frac{1}{2}$ " hole through the center of the bottom of a plastic film or pill container. Drill eight or more  $\frac{1}{8}$ " holes around this hole and 25 or more  $\frac{1}{4}$ " holes through the body of the container. Assuming the epoxy cement has set, slightly bend the tops of the rods apart to obviate any possibility of the two touching each other.

Pass the free end of the speaker cord through the  $\frac{1}{2}$ " hole from the *inside* of the container and pull it through until the tips of the rods are just slightly recessed from the open end of the container. Then liberally apply silicone-rubber cement over the resistor and the three soldered connections. Just fill the space around and between the tops of the rods to fill the  $\frac{1}{2}$ " hole. This will provide a me-

chanically secure mount for the conductivity probe's elements and a seal against the caustic solutions into which it will be immersed. Allow the cement to set for at least 24 hours.

To one end of a 36" length of speaker twin-lead cord, connect and solder a subminiature phone plug. Separate the cord at the other end for a distance of about 4" (10.2 cm). Strip away about  $\frac{3}{8}$ " of insulation, twist together the wires, and lightly tin the conductors with solder. Plug in and turn on the Sink Sentinel. Then, making sure to prevent the tinned conductors from contacting each other, insert the phone plug into *J1*.

Temporarily connect the collector and emitter leads of a pnp germanium transistor to the tinned conductors. Make sure that the emitter connects to the *R5* junction and the collector connects to the *R7/M1* junction. Note that the meter's pointer swings upscale. In a typical 68° F (20° C) ambient room, adjust *R7* for about a one-quarter-scale pointer swing.

Bring the transistor close to a turned-on light bulb; the meter's pointer should swing to full-scale. If this does not occur, repeat the procedure with a different germanium transistor until you locate one that is relatively heat sensitive. Put a kink or other identifying mark on the transistor lead connected to the speaker cable conductor with ribbed insulation. This done, pack silicone rubber cement over the exposed metal connections and down to the case of the transistor. Do *NOT* coat the sides or top of the transistor's case with the cement. Put this cable assembly aside to allow the cement to set for at least 24 hours.

Once you have your heat sensitive transistor, clip away its base lead close to the metal case that houses it. Connect and solder the emitter and collector leads of the transistor to the cable's conductors, making sure that the identified transistor lead goes to the cable conductor with ribbed insulation. This done, pack silicone rubber cement over the exposed metal connections and down to the case of the transistor. Do *NOT* coat the sides or top of the transistor's case with the cement. Put this cable assembly aside to allow the cement to set for at least 24 hours.

**Calibration.** The timer section can be calibrated with the aid of a stopwatch, digital watch with seconds display, or an ordinary analog watch with a sweep second hand. Plug the Sink Sentinel into the power line and turn on the power. Lamp *I1* should come on and the alarm will sound if *ALARM* switch *S5* is on.

Set the *RANGE* switch to the maximum time (*C2* in Fig. 1) and the pointer knob for minimum resistance (fully counter-

clockwise). Carefully mark with an awl or the point of a pin, on the plastic disc over the potentiometer dial, the points where the cursor line crosses the circles on the cardboard disc. Remove the cursor knob and drill a 1/16" hole at the two points marked. Then slip the knob back on the pot's shaft.

With the knob fully counterclockwise, push the point of a pin through both holes in the cursor disc to lightly detent the cardboard disc. Turn the knob fully clockwise and repeat the procedure. Return the pot fully counterclockwise.

Now calibrate the minutes range on the inner circle of the dial plate as follows. Simultaneously start your stopwatch (or wait for your watch to reach the zero seconds mark) and press *START* switch *S4*. The LED should come on, *I1* should extinguish, and the alarm should cease to sound (assuming it is switched in). When the countdown is completed by the timer, *I1* will come on, the LED will extinguish, and the alarm will sound. Note how long this took on a sheet of paper under the heading "MIN." Adjust *R2*'s cursor slightly clockwise and repeat this procedure. At the end of the countdown, note the time elapsed and slightly detent the inner circle on the cardboard with a pin. Repeat this procedure until the pot is at its fully clockwise stop. Then repeat this procedure for the

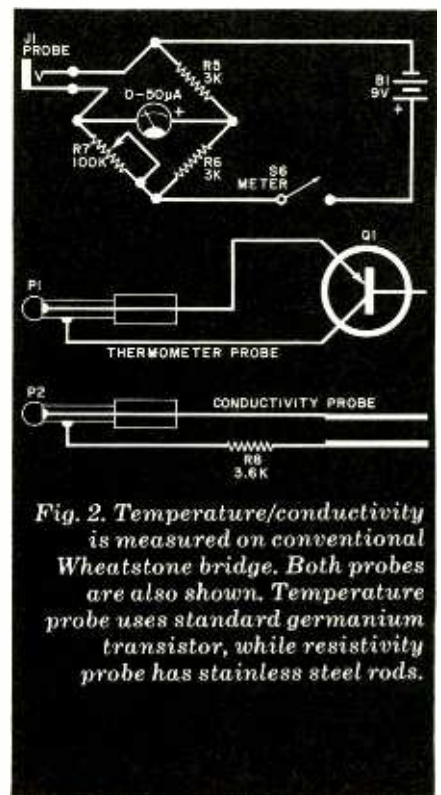


Fig. 2. Temperature/conductivity is measured on conventional Wheatstone bridge. Both probes are also shown. Temperature probe uses standard germanium transistor, while resistivity probe has stainless steel rods.

other two positions of the RANGE switch and the two SEC circles on the cardboard disc. (If you prefer, you can adjust the pot's setting to coincide with exact seconds and minutes to obtain a neater dial plate. This is time-consuming but well worth the effort.)

When you have completed calibration, turn off the Sink Sentinel and remove the cursor knob from the shaft of the pot. Mark three or four points on the perimeter of the cardboard disc and on the front panel exactly in line with them. Then lift off the cardboard disc. Using a dry-transfer lettering kit (or working with a pen), place tick marks at each detented point on the circles on the disc and label each with the appropriate time in your calibration listing. Then rubber cement the disc back in place, using the marks on it and the front panel as a guide. Slip back onto the shaft of the pot the cursor knob. (A typical finished dial is shown in the lead photo.)

The temperature probe can be calibrated with the aid of an accurate mercury-column thermometer. Since the most used range will be between 60° and 90° F, leave the probe in ambient room air (about 68° F) until the meter's pointer deflection stabilizes. Then adjust R7 for a pointer deflection of about one-quarter scale. Carefully place a pencil mark on the scale at this point. Place both the mercury thermometer and temperature probe in water and adjust the temperature for an indicated reading of 95° F on the mercury thermometer. Again, place a pencil mark on the meter's scale at this point. Reduce the temperature of the bath by 2.5° F and again make a pencil mark on the scale. Repeat reducing the bath's temperature by 2.5° F and indicating each point on the scale until you reach 60° F. Turn off the power and remove the line cord from the ac power line.

Carefully remove the dial-scale card from the meter and relabel it with a dry-transfer lettering kit for each of the pencil marks. Start with 60° F and label only in 5° F increments, placing a small but easily legible tick at the 2.5° locations on the scale. Then replace the scale card. Plug in and turn on the Sink Sentinel and replace the temperature probe with the conductivity probe.

Calibration of the meter scale for conductivity is simple. Allow a cold water tap to run for awhile. Then fill a clean container with water. Place the conductivity probe in the water and mark the meter pointer's deflection on the scale with a pencil. Add some hypo to the water and

wait a few seconds; the meter's pointer should swing upscale, the amount of deflection determined by the concentration of the hypo in the water. No further marks need be made on the meter's scale. Run cold water in the container while observing the pointer deflection. As the concentration of hypo diminishes and finally is all gone, the meter's pointer will swing down-scale and ultimately come to rest at the mark you made on the scale.

Turn off the power and, using a black felt marker, place an easily legible dot at the point pencilled in just below the arc of the scale. Then replace the protective cover on the meter and assemble the project's case.

**Use.** When you start your film-washing cycle, set the timer for a period of slightly less than the time recommended by the chemical manufacturer. Insert the conductivity probe into the wash water. Then when the timer's alarm sounds (or *11* lights), note the position of the meter's pointer with respect to the mark made below the scale arc. If it is at the mark, it is safe to stop the wash cycle. However, if the pointer is above the mark, continue to wash until it gets there.

To operate the complete system, turn on the METER switch (S6), plug in the temperature probe, and place the probe in the chemical bath. When the proper temperature is reached, set RANGE switch S3 to the appropriate range and TIME SET control R2 to the desired interval. Start the developing cycle and press START switch S4. (If you desire visual signals only, switch off the alarm with S5.)

When the programmed-in developing time is completed, the timer will signal with both *11* and the alarm (if the latter is switched in). Set the time for the correct fixing period and press START switch S6 to start the timing cycle.

During the fixing cycle, you replace the temperature probe with the conductivity probe. When the timer's alarm sounds, end the fixing and start the washing cycle. Set the timer just short of the recommended period and, when the timer signals again, immerse the conductivity probe into the wash water. Continue washing until the meter's pointer drops to the mark on the scale.

You will find that, once you become familiar with its operation, the Sink Sentinel will take the guesswork out of your photographic lab processing. It will insure accuracy and let you turn out more professional negatives and prints. ◇

# McIntosh

## "A Technological Masterpiece ..."



McIntosh C 32

### "More Than a Preamplifier"

McIntosh has received peerless acclaim from prominent product testing laboratories and outstanding international recognition! You can learn why the "more than a preamplifier" C 32 has been selected for these unique honors.

Send us your name and address and we'll send you the complete product reviews and data on all McIntosh products, copies of the international awards, and a North American FM directory. You will understand why McIntosh product research and development always has the appearance and technological look to the future.

Keep up to date.  
Send now - - -

McIntosh Laboratory Inc.  
Box 96 East Side Station  
Binghamton, NY 13904

Name \_\_\_\_\_

Address \_\_\_\_\_

City \_\_\_\_\_ State \_\_\_\_\_ Zip \_\_\_\_\_


If you are in a hurry for your catalog please send the coupon to McIntosh. For non-rush service send the Reader Service Card to the magazine.

CIRCLE NO. 43 ON FREE INFORMATION CARD

# CURB "FUELISHNESS"

with the

# Automotive Econometer



*Solid-state vacuum gauge monitors gas consumption and driving habits*

BY BILL GREEN

**P**OOR DRIVING habits can reduce fuel economy by up to 50% regardless of how well-tuned and maintained the vehicle. In the era of high-cost energy and shortages, you want to get as much as possible from every drop of fuel your car burns. One good way to do this is by using a device such as the Econometer described here. It constantly and accurately monitors the relative fuel consumption of your car so that you can adjust your driving technique accordingly.

The Econometer is an electronic device that keeps tabs on intake-manifold vacuum. It has a display consisting of a row of eight LEDs. At idle, four or five LEDs normally glow. With your vehicle in motion, more or fewer LEDs glow, the maximum number (high vacuum) corresponding to high engine rpm and a small throttle opening and the minimum indicating low rpm and open throttle. High vacuum conditions give maximum fuel economy.

You will not be able to maintain high vacuum under all driving conditions.

Naturally, accelerating from a standing start, driving up a steep grade, or hauling a heavy load all take more fuel than cruising on a level surface with a light load. But by observing the Econometer, you will be able to avoid using more throttle than necessary for any conditions, thereby saving fuel.

**About the Circuit.** The simple circuit of the Econometer is shown schematically in Fig. 1. The vacuum transducer, a proprietary device manufactured by Alpha Electronics, receives power from 5-volt regulator *IC2* through current-limiting resistor *R1*. The output signal from the transducer is developed across *R2*, which is also connected to the stable 5-volt source.

The transducer mounts in the vacuum line from the carburetor. Its electrical output across *R2* varies from 0.3 to 1 volt, depending on instantaneous manifold pressure. This voltage is applied to 10-step analog detector *IC1*.

The new integrated circuit used for *IC1* contains 10 comparators and a

reference-voltage network that detects the level of the analog signal at the input. Each comparator drives an open-collector transistor that is capable of sinking 40 mA at 32 volts. Since the comparators are arranged in a "totem pole," as input signal level increases, the LEDs light in succession. Potentiometer *R3* provides a means for setting the operating thresholds.

**Construction.** Because of the simplicity and noncritical demands of the circuit, any convenient board-type method of assembly—Wire Wrap, point-to-point on perforated board, or printed-circuit board—can be used. An actual-size etching-and-drilling guide for a pc board is shown in Fig. 2.

Mount the LEDs with their tops flush and their bottoms about 1/4" (6.2 mm) above the surface of the board, carefully observing polarity during installation. Then install the single jumper and two ICs, again taking care to properly orient them. Use of a socket for *IC1* is optional, but if you do use a socket, try to find a

means of securing the IC (a dab of silicone rubber cement will do) so it will not vibrate loose.

Before mounting it in an enclosure, test the circuit board assembly. To do this, temporarily connect a jumper wire between the SNS (sense) point and GND (ground) in the circuit, apply 12 volts dc to the circuit, and check for a 5-volt dc reading between the junction formed by *R1* and *R2* and the ground bus. With *R3* fully clockwise, all LEDs should light; turning the pot fully counter-clockwise should extinguish all LEDs. Disconnect the dc power and remove the temporary jumper from the circuit.

Temporarily mount the circuit-board assembly in the enclosure in which it is to be housed. Carefully determine and mark the locations of the display and adjustment slot of *R3* on the enclosure. Remove and temporarily set aside the circuit assembly. Then cut the display-window slot and drill a screwdriver access hole for *R3*. Drill another hole through the side or rear of the enclosure to provide entry for the wires that will interconnect the circuit with its transducer and the vehicle's electrical system. Deburr all holes and glue a red plastic filter over the display window. Line the

wire-entry hole with a rubber grommet if you are using a metal enclosure.

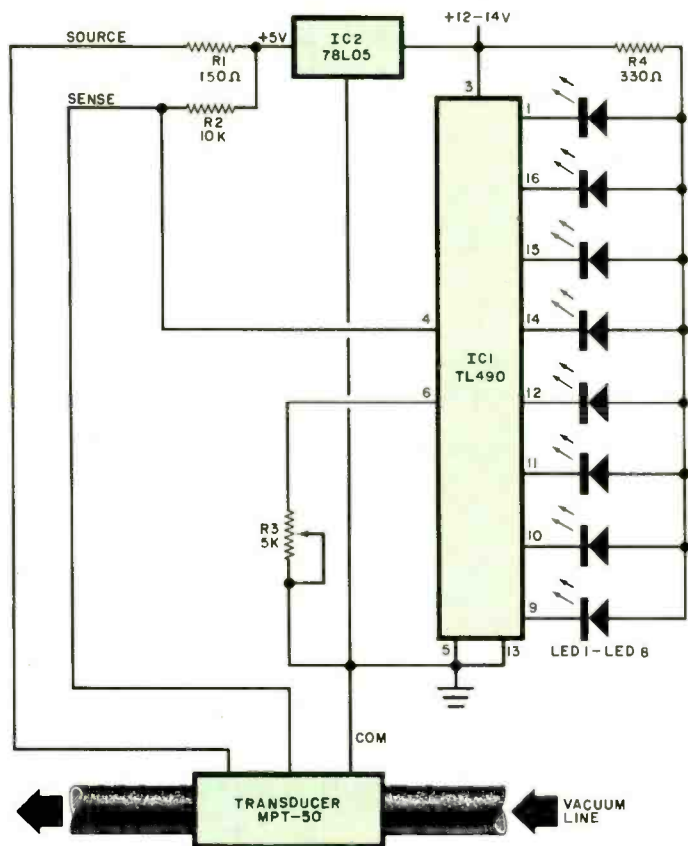
**Installation.** Five well-insulated color-coded wires, preferably 18-gauge stranded, are required to interconnect the Econometer with its transducer and the vehicle's electrical system. Lengths of the wires are determined by the mounting location of the Econometer where it will be easily visible at a glance and the location of the engine's vacuum hose. Starting from where the Econometer will be positioned and leaving several extra inches, route a black-insulated wire to a metal chassis connection or screw that is at chassis ground. Repeat this procedure with a red-insulated wire, this time terminating it at a source of fused +12 volts that is "live" only when the ignition is on. Connect and solder the free ends of the black and red wires to the GND and POS pads, respectively, on the circuit-board assembly. Identify on your schematic diagram the colors used for each function for future reference.

Locate a source of intake-manifold vacuum (usually a rubber hose near or on the carburetor) so that the transducer and its leads will not be near a moving

part or engine heat. Using this as your reference point, route three wires with different color insulation (not red or black) back along the chassis, through the firewall, and into the passenger compartment under the dashboard. Continue routing to the Econometer's case location, leaving several inches of slack at both ends of the wires before cutting to final length.

Now, working with only one wire at a time, strip away 1/4" of insulation from the first selected, slip on a 3/4" (19-mm) length of insulated tubing, and solder the wire to the terminal closest to the black dot on the transducer. Solder the other end of this same wire to the SNS pad on the circuit board.

Remove 3/4" of insulation from the second selected wire and connect and solder it to both center lugs on the transducer. Solder the other end of this wire to the GND pad on the board. Then, prepare the last wire in the same manner as for the first, including the insulated tubing, and solder it at one end to the remaining lug on the transducer (push the tubing down over both connections) and to the SRCE pad on the circuit board at the other end. Indicate your wire colors on your schematic.



#### PARTS LIST

- IC1—TL490 10-step adjustable analog level detector (Texas Instruments)
- IC2—78L05 5-volt regulator
- LED1 thru LED8—Red light-emitting diode
- R1—150-ohm, 1/4-watt resistor
- R2—10,000-ohm, 1/4-watt resistor
- R3—5000-ohm pc-type potentiometer
- R4—330-ohm, 1/4-watt resistor
- Transducer—MPT-50 (see Note below)
- Misc.—Enclosure (Radio Shack No. 270-303 or similar); red plastic filter; color-coded stranded insulated wire (see text); insulated tubing; machine hardware; solder; etc.

*Note: The following items are available from Alpha Electronics, P.O. Box 1005, Merritt Island, FL 32952 (Tel: 305-453-3534): Complete kit of parts, less case and wire, for \$18 plus \$2 in US, \$4 in Canada, \$8 all other countries for postage and handling. Included in kit, but also available separately: No. PC179 etched and drilled printed-circuit board for \$5.50 in US (add \$2 for Canada, \$4 for all other countries); No. MPT-50 transducer for \$11 in US (add \$2 for Canada, \$4 for all other countries); TL-490 for \$4.50 in US (add \$2 for Canada, \$4 for all other countries). Florida residents, please add 4% sales tax.*

Fig. 1. The transducer converts vacuum level to a dc voltage. This is measured by level detector IC1 and displayed on a series of LEDs. More LEDs glow as the vacuum increases.



THE ONE-STOP  
MUSIC SHOP  
AT WHOLESALE PRICES

**THIS MONTH'S  
SUPER SPECIALS!**

**CAR STEREO**

SANYO CASSETTE IN-DASH WITH RADIO		PIONEER CASSETTE IN-DASH WITH RADIO	
FT-1498	\$259.90	KP-4000	\$129.90
FT-2400	224.90	KP-3500	144.90
FT-889	139.90	KP-5005	144.90
FT-845	154.90	KP-8000	154.90
FT-1490-2	164.90	KP-8005	154.90
FT-1495	169.90	KP-8500	179.90
FT-562	84.90	KE-2000	16.90
FT-842	106.90	KE-2002	209.90
		KE-3000	234.90
		KE-5000	274.90
		KPX-3000	184.90
		KPX-9500	209.90

CASSETTE UNDERDASH	
FT-1400	\$ 95.90
FT-1405	114.90

**JENSEN**

J1001 (6x9 Separates)	594.50	KP-272	\$69.90
J1065 (6x9 Triax-50 Watts)	62.50	KP-292	79.90
J1033 (6x9 Triax II-100 Watts)	78.50	KP-373	84.50
J1101 (4x10 Triax-45 Watts)	62.50	KP-250	104.90
J1130 (4x10 Triax II-50 Watts)	78.50	KP-300	129.90
J1174 (5x7 Triax-50 Watts)	62.50	KP-575	99.90
J1124 (5x7 Triax II-75 Watts)	78.50	KP-666	89.90
J1069 (6x9 Coax-45 Watts)	39.50	KP-77G	114.90
J1037 (6x9 Coax II-90 Watts)	58.50	KP-86C	109.90
J1077 (5x7 Coax-45 Watts)	39.50	KPX-600	129.90
J1041 (5x7 Coax II-75 Watts)	48.50	KP-707G	164.90

We carry the full line of car equipment by such names as Sanyo, Craig, Marantz, Pioneer, Jensen & Audiovox. Write for free catalog.

CAR SPEAKERS	
TS-M2 1/2 Tweeter	28.90/PR
TS-T3 Tweeter	39.90/PR
TS-163 Three Way	84.90/PR
TS-694 6x9 Coax	59.90/PR
TS-695 6x9 3 Way	89.90/PR
TS-X6 2 Way Surface	69.90/PR
TX-X9 2 Way Surface	134.90/PR

**BLANK TAPES**

CASSETTE TAPES		REEL-TO-REEL TAPES	
Ampex Grand Master II C-90	3.11	Scotch 212 1800 FT	4.35
Ampex Grand Master I C-90	2.79	Scotch 207 1800 FT	5.19
BASF Pro I or II C-90	2.99	TDK L-1800 1800 FT	5.22
Fuji FX I or II C-90	2.99		
Scotch Lo Noise C-90/3 Ph	4.99/3		
Scotch Master III C-90	3.29		
Sony LNX C-90	1.64		
Sony HF C-90	2.35		
Sony Ferrichrome C-90	3.25		
TDK D C-90	1.19		
TDK D C-90	1.68		
TDK D C-180	2.10		
TDK AD C-60	2.99		
TDK AD C-60	1.68		
TDK AD C-90	2.45		
TDK AD C-120	3.48		
TDK SA C-90	2.15		
TDK SA C-90	2.88		

MINIMUM ORDER 12 TAPES - 100% GUARANTEED  
Call or write for super low prices on Maxell tapes.

**CARTRIDGES**

audio-technica		SHURE	
AT-203S	124.90	V15 Type IV	84.90
AT-155S	84.50	V15 Type III	52.50
AT-145A	47.50	M95HE	34.90
AT-125A	32.90	M95ED	29.90
AT-10	12.90	M44E	20.50
		M70EJ	14.90
			9.90
STANTON		PICKERING	
881S	69.50	XSW5000	89.90
881EE-S	51.90	XSW3000	45.90
881EE	39.90	XV15750	34.90
880EE	24.90	XV15625	24.50
500E	12.90	XV15400	21.50
		P/AC	9.90

**ACCESSORIES**

DISCWASHER		HEADPHONES	
Complete System	10.95	Koss Pro 4AA	39.90
Disk	34.95	Koss Pro 4AA	46.50
Discopulver	9.95	Koss HW/C	34.50
16 oz. 63 Rehl	10.95	Koss HVVA	31.50
Zerostat Anti-static Gun	14.95	Sennheiser HD414	42.50
SC-1 Stylus Cleaner	4.95	Sennheiser HD424	64.50
Discdip	15.95	Sennheiser HD420	49.50
Fuzzbuster II Radar Detector	82.90	Sennheiser HD430	72.50
Beam Box FM-8 Antenna	34.50		
Beam Box FM-10 Antenna	64.50		

**RECORDS**

Pop, Rock, Jazz, R&B	
All 7.98 List	\$4.99
All 8.98 List	\$5.49
All 9.98 List	\$5.99

50¢ additional for cassette or 8-track, please specify.  
Minimum order: \$25.00

WE STOCK THE COMPLETE SCHWANN CATALOG.

HOW TO ORDER: For immediate shipment, send money order or certified check. Two weeks delay on personal checks. Please add \$3.50 per order for shipping & handling (\$6.50 for orders outside continental U.S.). N.Y.S. residents add tax. Payment must be in U.S. dollars only. No C.O.D.'s. All merchandise 100% guaranteed, brand new & factory fresh.



33 PARK ROW, DEPT. PE, NEW YORK, N. Y. 10038  
TO ORDER: CALL MON-SAT 9AM-6PM EASTERN TIME  
TOLL FREE (800) 221-8180  
ALL OTHER MATTERS: CALL (212) 732-8600

CALL OR WRITE FOR FREE 120 PAGE CATALOG

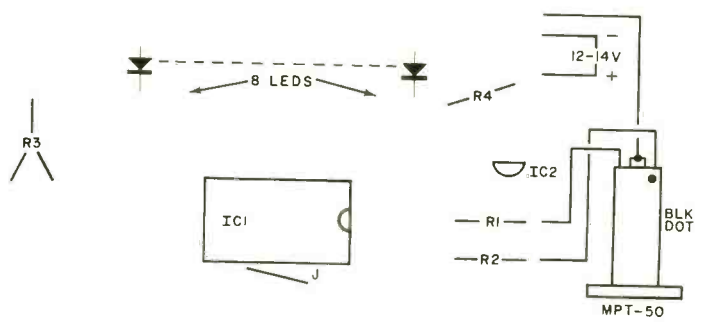
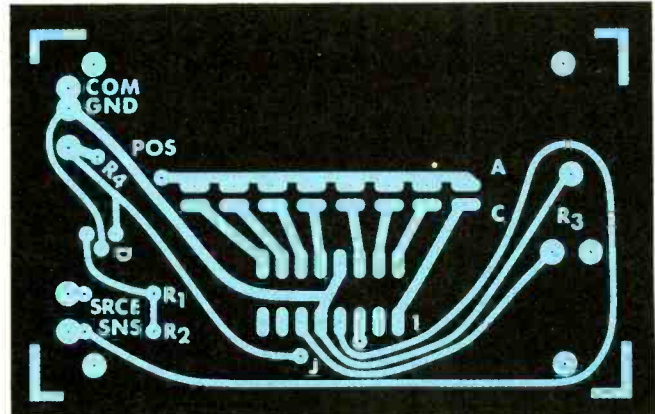


Fig. 2. Same-size etching and drilling guide for pc board is at top. Component placement directly above.

Bend the three-wire cable over the side of the transducer's case, taking care to avoid obstructing the small hole in the case, and secure with a cable tie. Now, cut the vacuum hose and install the transducer in series with the cut ends. (You can install the transducer in either direction.) After installation, make sure the connections to the transducer are airtight.

Position the three-wire cable so that it and the transducer do not contact any moving parts and are away from engine heat. Bundle the cable conductors together with cable ties and secure the assembly to the vehicle's chassis. Then assemble the project's enclosure.

**Checkout and Calibration.** Start your vehicle's engine and allow it to idle in neutral. Using a small screwdriver, adjust R3, through the small hole in the front of the enclosure, until four or five LEDs are on. Still in neutral, slowly press the accelerator and note that the display changes by one LED. Release and then quickly press and release the accelerator. At first, only one LED should be on for a second or so, four or five as the engine returns to idle.

In some vehicles, the vacuum connection is located above the throttle butter-

fly valves. If this is the case, slightly press the accelerator and adjust R3 to turn on only three LEDs. Completely releasing the accelerator should cause the display to have only one of the LED indicators lighted.

**In Use.** A quick glance at the Econometer's display will suffice to keep you informed of your driving efficiency. The idea is to drive so that the maximum number of LEDs is glowing, indicating the highest vacuum and, consequently, the least fuel/burned. As you become familiar with the glowing display and accelerator position during driving, any marked change that persists in the display may indicate a problem in the operation of your engine.

One final note: "right foot awareness" has a great effect on driving efficiency and, thus, fuel economy. Using the Econometer (or any other vacuum-measuring device) reveals how little accelerator pressure is needed to keep a vehicle moving at cruising speed with maximum vacuum. You may be surprised at how far you can back off the gas pedal before your vehicle slows down. So, when you get your vehicle up to the desired speed use a feather touch instead of a lead foot.



# Introducing a New THIN Generation of Electronic Watches

## The World's First Dual-Time Multi-Alarm Quartz LCD Chronograph Watch that is Less Than 8mm Thin!

It's a Count-Down Timer



It's a 24 Hour Alarm



Actual Size

It has a second time zone.



It's a Stopwatch



In the past few years the electronic watch industry has come a long way. It began with a watch that only displayed the time, when you pushed a button. Now, the watches not only display the time without having to push a button, but they have alarms to wake you up, stopwatches to time events, dual time zones and now even count-down timers. While the addition of these useful functions did greatly enhance the versatility of the watch, they also produced a negative effect, and that was SIZE. Most people just don't feel comfortable with a watch on their wrist that is thick and bulky, but that is what you had to compromise if you wanted all these functions in one watch; UNTIL NOW! **Henwood Enterprises** is proud to introduce the **Armitron Quartz Multi-Alarm** that is an incredible 7.9mm thin, yet it has ALL the functions!

The latest innovative feature to be added to a watch is a **Count-Down Timer**. This is an extremely useful function that can be used to signal you when a predetermined length of time has elapsed; such as timing a 3 minute egg or a 30 minute sales presentation. And while most watches limit the maximum count down period to 12 hours, the Armitron will count down for a full 23 hours and 59 minutes or as little as one minute!

The **24 Hour Alarm** is also a very useful function. You can have it wake you up at 7:00 AM and then have it signal you at 2:50 PM to remind you of a 3:00 PM meeting.

The Armitron's **24 Hour Chronograph** is

also unique in that it will display hours, minutes, seconds, and hundredths of a second for a FULL 24 Hours! Plus it has a lap timer which allows you to record an intermediate time while the stopwatch continues to run in memory; and you have the ability to display a finish time for two subjects in the same event.

This incredible watch also incorporates a **Dual-Time Zone** which enables you to store in memory another time zone. This is very helpful when you have to call your west coast office or London, but are not sure of their time. With the Armitron, just push a button and it instantly shows you what time it is in the other time zone.

Also included is a **backlight** for night viewing and a **calendar** that automatically adjusts to the correct number of days in the month. In fact, the day of the week can be displayed in either English, French or German!

Since this watch utilizes the latest state-of-the-art technology with a shock resistant micro-computer that has no moving parts, very little service other than a battery replacement every 12 to 18 months is required and thus service has become less a concern. But should you need service, which you probably won't, the Armitron is backed by the manufacturer's very efficient service-by-mail center and a **One Full Year Warranty**.

Compare the Armitron to any other watch in

the World, including Seiko, Real Time, or Windert. Not only will you NOT find one with all these functions but none will be as THIN.

And finally, the most amazing fact about this watch is its price; **Only \$79.95\*** in stainless and **\$89.95\*** in gold electro-plated (includes shipping charges). **Order Now** and take 10 days from the day you receive it to put it through its paces. If for Any reason you decide not to keep the watch, simply return it to us for a full and prompt refund.

**Credit Card Orders Call Toll Free 800-323-5432**

(Illinois residents call 312-480-1122)

Please send me the following watches:

- Armitron Multi-Alarm in Stainless Steel at \$79.95\* ea.
- Armitron Multi-Alarm in Gold Electro-Plated at \$89.95\* ea.

\*Illinois residents add appropriate sales tax, and for shipments outside the continental United States add \$5.00.

- Check or Money Order enclosed.
- Please charge my credit card;
- Mastercharge  VISA  American Express

Card Number \_\_\_\_\_ Expires Mo./Yr. \_\_\_\_\_

Name \_\_\_\_\_

Address \_\_\_\_\_

City \_\_\_\_\_

State \_\_\_\_\_ Zip Code \_\_\_\_\_

**Henwood Enterprises, Inc.**  
2533 Osage Drive, Glenview, Illinois 60025



**Henwood Enterprises, Inc.**

2533 Osage Drive

Glenview, Illinois 60025 • 312-480-1122

# EQUIPMENT AND TRAINING NO OTHER SCHOOL CAN MATCH.

**NTS HOME TRAINING INVITES YOU TO EXPLORE MICROCOMPUTERS,  
DIGITAL SYSTEMS AND MORE, WITH STATE-OF-THE-ART EQUIPMENT  
YOU ASSEMBLE AND KEEP.**

Without question, microcomputers are the state of the art in electronics. And NTS is the only home study school that enables you to train for this booming field by working with your own production-model microcomputer.

We'll explain the principles of troubleshooting and testing your microcomputer and, best of all, we'll show you how to program it to do what you want.

You'll use a digital multimeter, a digital logic probe and other sophisticated testing gear to learn how to localize problems and solve them.

Send for the full color catalog in the electronics area of your choice—discover *all* the advantages of home study with NTS!

NTS also offers courses in Auto Mechanics, Air Conditioning and Home Appliances. Check card for more information.

1.



We believe that training on production-model equipment, rather than home-made learning devices, makes home study more exciting and relevant. That's why you'll find such gear in all 14 of NTS's electronics programs.

For instance, to learn Color TV Servicing, you'll build and keep the 25-inch (diagonal) NTS/HEATH digital color TV.

In Audio Electronics, you'll be able to assemble your own NTS/HEATH digital stereo receiver with 70 watts per channel.

But no matter which program you choose, NTS's Project Method of instruction helps you quickly acquire practical know-how.

2.



Simulated TV Reception

4.



3.

1. **The NTS/Rockwell AIM 65 Microcomputer** A single board unit with on-board 20 column alphanumeric printer and 20 character display. A 6502-based unit 4K RAM, expandable.
2. **The NTS/KIM-1 Microcomputer** A single board unit with 6 digit LED display and on-board 24 key hexadecimal calculator-type keyboard. A 6502 based microcomputer with 1K RAM, expandable.
3. **The NTS/HEATH H-89 Microcomputer** features floppy disk storage, "smart" video terminal, two Z80 micro-processors, 16K RAM memory, expandable to 48K.
4. **The NTS/HEATH GR-2001 Digital Color TV** (25" diagonal) features specialized AGC-SYNC muting, filtered color and new solid-state high voltage tripler rectifier.

## NATIONAL TECHNICAL SCHOOLS

TECHNICAL-TRADE TRAINING SINCE 1905  
Resident and Home-Study Schools  
4000 South Figueroa St., Los Angeles, Calif. 90037

**NO OBLIGATION. NO SALESMAN WILL CALL.  
APPROVED FOR VETERAN TRAINING.**

NTS Training Programs  
in Consumer and  
Industrial Electronics



### NATIONAL TECHNICAL SCHOOLS

4000 South Figueroa Street. Dept 205-020  
Los Angeles, California 90037

Please rush FREE color catalog on course checked below

- |   |  |
|---|--|
| <input type="checkbox"/> MicroComputers/MicroProcessors | <input type="checkbox"/> Audio Electronics |
| <input type="checkbox"/> Communications Electronics     | <input type="checkbox"/> Auto Mechanics    |
| <input type="checkbox"/> Digital Electronics            | <input type="checkbox"/> Air Conditioning  |
| <input type="checkbox"/> Color TV Servicing             | <input type="checkbox"/> Home Appliances   |

Name \_\_\_\_\_ Age \_\_\_\_\_

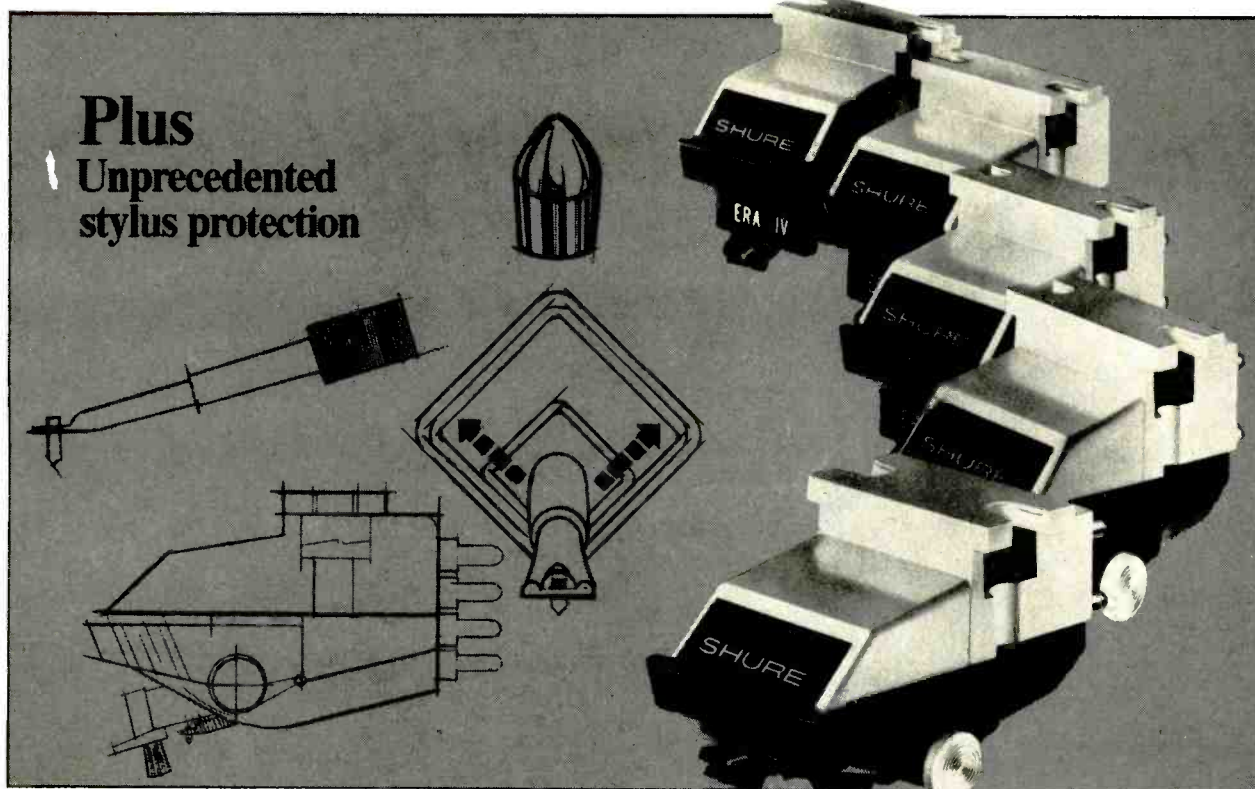
Address \_\_\_\_\_

Apt. \_\_\_\_\_ City \_\_\_\_\_

State \_\_\_\_\_ Zip \_\_\_\_\_

- Check if interested in G.I. information.  
 Check if interested ONLY in classroom training in Los Angeles.

# fact: five new Shure Cartridges feature the technological breakthroughs of the V15 Type IV



## the M97 Era IV Series phono cartridges

Model	Stylus Configuration	Tip Tracking Force	Applications
M97HE	Nude Hyperelliptical	¾ to 1½ grams	Highest fidelity where light tracking forces are essential.
M97ED	Nude Biradial (Elliptical)	¾ to 1½ grams	
M97GD	Nude Spherical	¾ to 1½ grams	
M97EJ	Biradial (Elliptical)	1½ to 3 grams	Where slightly heavier tracking forces are required.
M97B	Spherical	1½ to 3 grams	
78 rpm Stylus for all M97's	Biradial (Elliptical)	1½ to 3 grams	For 78 rpm records.

Shure has written a new chapter in the history of affordable hi-fi by making the space-age technological breakthroughs of the incomparable V15 Type IV available in a *complete line* of high-performance, moderately-priced cartridges: the M97 Era IV Series Phono Cartridges, available with five different interchangeable stylus configurations to fit every system and every budget.

The critically acclaimed V15 Type IV is the cartridge that astonished audiophiles with such vanguard features as the Dynamic Stabilizer—which simultaneously overcomes record-warp caused problems, provides electrostatic neutralization of the record surface, and effectively removes dust and lint from the record—and, the unique telescoped stylus assembly which results in lower effective stylus mass and dramatically improved trackability.

Each of these features... and more... has been incorporated in the five cartridges in the M97 Series—there is even an M97 cartridge that offers the low distortion Hyperelliptical stylus! What's more, every M97 cartridge features a unique lateral deflection assembly, called the SIDE-GUARD, which responds to side thrusts on the stylus by withdrawing the entire stylus shank and tip safely into the stylus housing before it can bend.

**NEW! M97 Series Era IV Phono Cartridges...**  
Five new invitations to the new era in hi-fi.



Shure Brothers Inc., 222 Hartrey Ave., Evanston, IL 60204 In Canada: A. C. Simmonds & Sons Limited  
Outside the U.S. or Canada, write to Shure Brothers Inc., Attn: Dept. J6 for information on your local Shure distributor.

Manufacturers of high fidelity components, microphones, sound systems and related circuitry.


A valuable audio analysis tool

**BUILD A LOW-COST**

**WHITE**

**PINK**

**NOISE GENERATOR**



BY JOHN E. PFEIFER  
AND WILLIAM EPPLER



signal is proportional to the square root of the power, the noise voltage must decrease at a square-root of  $1/f$  rate or 3 dB/octave. With a similar analogy to white light filtered in this manner, the resulting signal is called "pink" noise.

The frequency characteristics of both white and pink noise are shown in graph form in Fig. 1.

**A** NOISE SOURCE that has predictable amplitude and frequency characteristics is a valuable tool for making real-time audio spectral analyses. For flexibility, it should have two different noise signals—white and pink. A commercial noise source with these characteristics would probably be too expensive for the home user, but you can build the instrument described here at only nominal cost.

This Audio Noise Source was designed as a companion to the "Hand-Held LED Spectrum Analyzer" (PE September 1979). However, it can also be used with any other constant-Q analyzer or any other multiple fixed-bandpass filter real-time device that requires a noise source to provide equal power in each of the measurement bands.

**White and Pink Noise.** White noise, so called because of an analogy to white light, contains all frequencies within a specified bandwidth at equal energy. Since white noise contains equal noise energy per hertz, it is most compatible with constant-bandwidth analyzers, such as the heterodyne, swept-filter, and digital fast-Fourier-transform (FFT) types.

Since the bandwidth of a filter with given Q is proportional to the center frequency of the filter, a 10,000-Hz filter has 10,000 times as many hertz in its bandpass as does a 1000-Hz filter. A complementary noise characteristic can be derived from white noise by using a  $1/f$  energy filter in which energy must decrease at a 6-dB/octave rate.

Since the voltage of an electrical

**Noise Generation.** Among the various methods of generating white noise, the most common employs the avalanche or reverse-breakdown characteristics of a pn junction. The "Surfer" (June 1979) is a good example of this type of circuit. In measurement-quality systems, the noise junction must be selected, operating-current trimmed, and gain adjusted to yield the required noise quality and amplitude uniformity. For highest accuracy, junction temperature should be stabilized or compensated. Even with these restraints, this technique is widely used in r-f and very broadband applications.

A wholly different approach is the use of a random digital number generator as a noise source. If the bandwidth of interest is sufficiently restricted, a digital technique used in many computer programs to generate a pseudorandom

sequence can be applied. In this form, a pattern of 1's and 0's statistically uniform in character will be produced. The sequence generated is stable and repeatable in both amplitude and character to within a small fraction of a decibel. General implementation of this approach (Fig. 2) consists of an N-stage shift register with a tap at stage M. Both M and N are inputs to a modulo-2 adder (exclusive-OR gate) that feeds the shift register input clocked by an oscillator. Proper choice of M and N will produce a maximum sequence length of  $2^N - 1$  clock pulses.

**About the Circuit.** The schematic diagram of the Audio Noise Source is shown in Fig. 3. The N-stage shift register is divided into M-stage register IC2 and (N-M)-stage register IC3. Both IC2 and IC3 are CMOS shift registers.

The IC1D section of the quad XOR gate performs the modulo-2 addition function. The remaining three sections of IC1 are connected as inverters in a standard CMOS oscillator configuration. Oscillation frequency is determined by R1 and C1 and, with the values specified, is about 300 kHz.

Both IC2 and IC3 can be wired to be 4, 5, 8, 9, 10, 12, 13, 14, 16, 17, or 18 stages in length. With these available lengths, two ICs can be cascaded for an M of 13 and an N of 31 to produce a length of  $2^{31} - 1$  clock periods—almost 2 hours in duration. This is the longest sequence that can be generated with two 4006 shift registers and the elementary two-input feedback mechanism. The noise half-power frequency exceeds

100 kHz, and the output can be from any point along the register.

In S1's WHITE position, the register's output passes through a one-pole low-pass filter consisting of R8, R9, R10, and C8 at about 72 kHz and is buffered by Q1. The white-noise spectrum available at J1 is flat to within  $\pm 0.33$  dB from 10 to 20,000 Hz.

To obtain pink noise, a 3-dB/octave low-pass filter must be synthesized. Since a simple pole or zero filter has a 6-dB/octave slope, several lag networks can be cascaded so that the zeros of one section partially cancel the poles of the next. The network consisting of R4 through R7 and C3 through C7 exhibits a -3-dB/octave slope  $\pm 0.5$  dB from 10 to 40,000 Hz. To maintain the high accuracy inherent in the design, the capacitors and resistors that make up the network should have 5% tolerances. Amplitudes of the white and pink noises are dependent on the supply voltage and measurement bandwidth. The rms potential is roughly 0.01 volt from 20 to 20,000 Hz. With a 9-volt supply, the output potential of either white or pink noise is 90 mV. (Current consumption with a 9-volt battery is less than 8 mA.) As shown in Fig. 1, the white-noise voltage is adjusted to be equal to the pink-noise voltage at 2870 Hz.

The circuit is designed to function properly from a 3-to-15-volt dc power source. Current consumption is very low, owing to the use of CMOS devices.

**Construction.** This is a relatively easy project to build, thanks to its limited number of components. Since

there are no restraints on component layout and wire routing, just about any wiring technique can be employed. However, to make the project as compact as possible, it is best to use a printed circuit board, an etching-and-drilling guide and components-placement diagram for which are shown in Fig. 4.

If you use a pc board, wire it as shown. You can use sockets for the ICs if desired, and do not forget to install the three jumpers. Be sure to properly orient the ICs, Q1, and C9.

Mount the finished circuit-board assembly and B1 and its battery holder in a small box. Function switch S1 and output jack J1 can be mounted on the front of the box and connected to the circuit board assembly with short lengths of hookup wire. Finally, use a dry-transfer lettering kit to label the positions of S1 and identify J1.

**Applications.** Since both pink and white noise are statistically random quantities, characterizing them by a single voltage or power specification is difficult at best. Special sampling techniques using a specified time and frequency "window" coupled with a true-rms detector are required.

When the noise source is applied to a spectrum analyzer, the slowest sweep speed or longest averaging time consistent with a reasonable measurement should be selected. If you use the companion LED Spectrum Analyzer in our September issue, set the DECAY switch to SLOW when performing noise analyses. Even in this condition, the

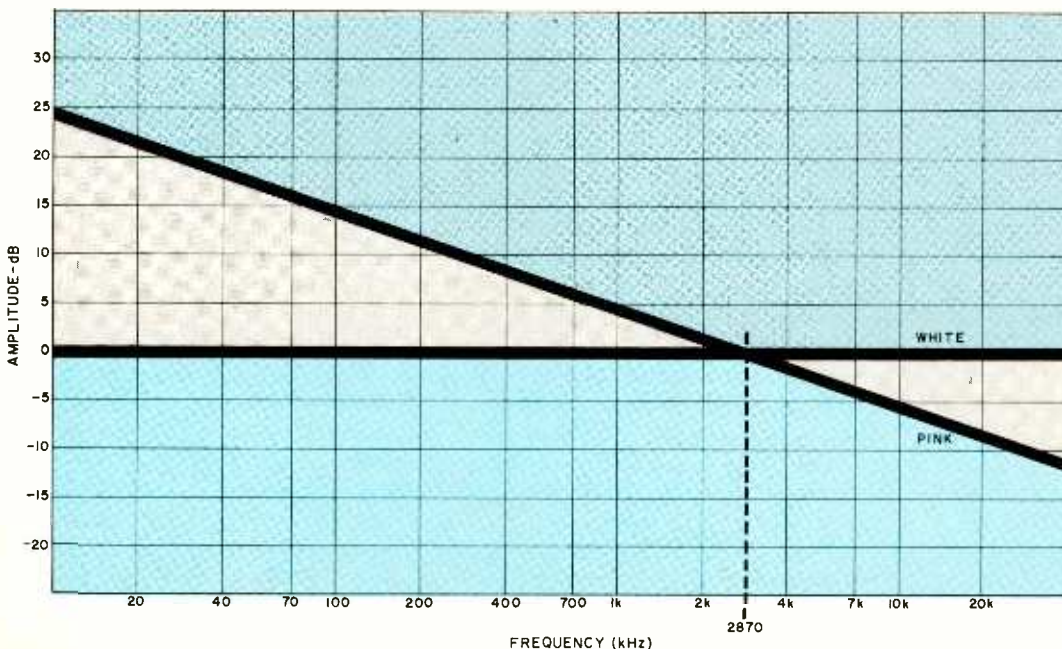
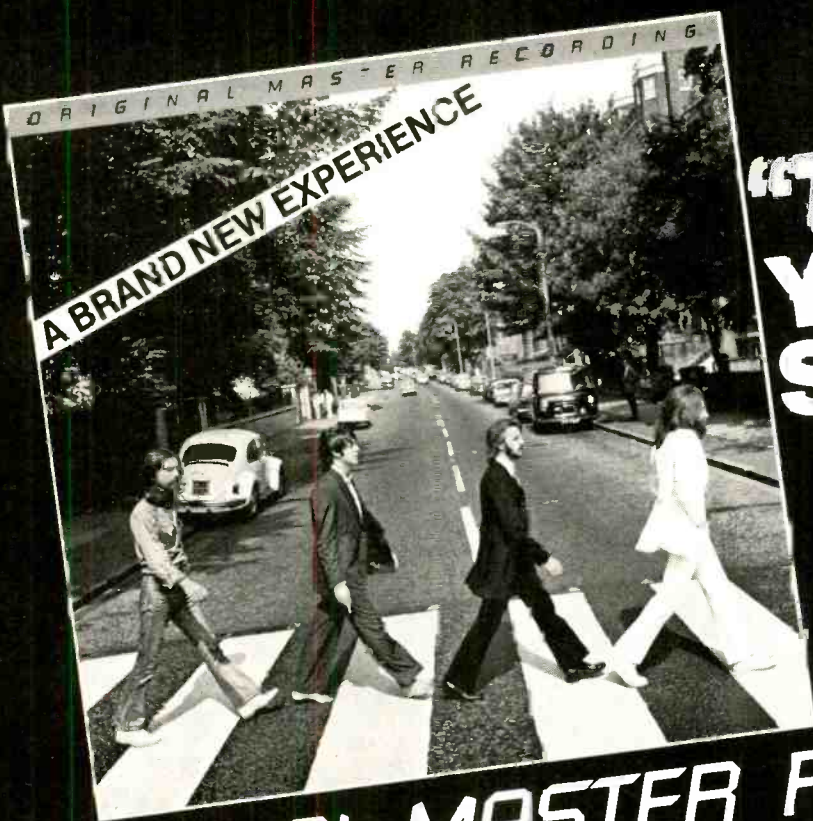


Fig. 1. Noise spectra of white and pink noise. In the generator described here, the two amplitudes are similar at 2870 kHz.

ORIGINAL MASTER RECORDING

A BRAND NEW EXPERIENCE




“TURN ON”  
YOUR  
STEREO

# ORIGINAL MASTER RECORDINGS™ The State Of The Art.

The key high fidelity component guaranteed to improve your stereo system. **Super High Fidelity** is achieved by total quality control, using **only Original Stereo Master Tapes!** Our exclusive **Half-Speed Mastering** technique insures natural musical clarity and impact; our high definition **Super Vinyl** disc is custom pressed overseas. Each pressing is protected by a **Static Free Inner Sleeve** and placed in a **Special Heavy Duty Protective Package.** The result is your favorite music by your favorite artists on the highest quality, **Limited Edition** pressings. Your stereo system will **come alive** with the sounds of the original performance!

## Available from select audio stores!



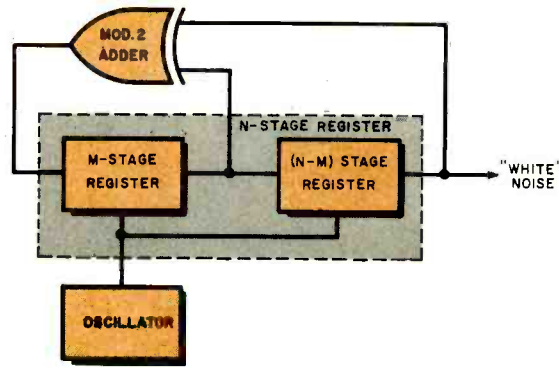
- ALSO AVAILABLE...
- JOE SAMPLE
  - AL STEWART
  - THE MYSTIC MOODS ORCHESTRA
  - JOHN KLEMMER
  - STEELY DAN
  - THE CRUSADERS
  - L.A. PHILHARMONIC ORCHESTRA
  - GEORGE BENSON
  - LITTLE FEAT
  - GRATEFUL DEAD
  - EMMYLOU HARRIS
  - GORDON LIGHTFOOT



P.O. BOX 919 • CHATSWORTH, CA 91311  
(213) 993-4945

CIRCLE NO. 42 ON FREE INFORMATION CARD

Fig. 2. Block diagram of a pseudo-random noise generator used to create white noise.



lower-frequency channels might exhibit some amplitude flicker. However, high-accuracy measurements are still possible if you mentally average the display reading. Simply note which particular channel LED is on most of the time.

The microphone in the LED Spectrum Analyzer is a free-field type, which should be pointed directly at the sound

source. To avoid substantial errors in the middle-frequency region, caused by reflections and absorptions of your body, stay as far from the pickup as practical when making measurements.

Positioning the analyzer a proper distance from the source is also of critical importance for accurate measurements. Data taken too near the

source will display wide variations with small changes in analyzer position due to diffraction and dispersion irregularities. Readings taken too far from the source are prone to environmental reflections and noise.

In the optimum free-field area, the inverse square law relating sound intensity to changes in distance from the source, applies. Thus, if the distance from the source to the analyzer is increased by a factor of 1.33, the sound level should decrease by 2.5 dB. This distance is usually greater than one wavelength of the lowest frequency to be measured. At 63 Hz, about 18' (5.5 m) may be adequate. The microphone should be no closer than twice the largest dimension of the source.

**Loudspeaker Evaluation.** Figure 5 illustrates a typical system interconnection for loudspeaker testing and evalua-

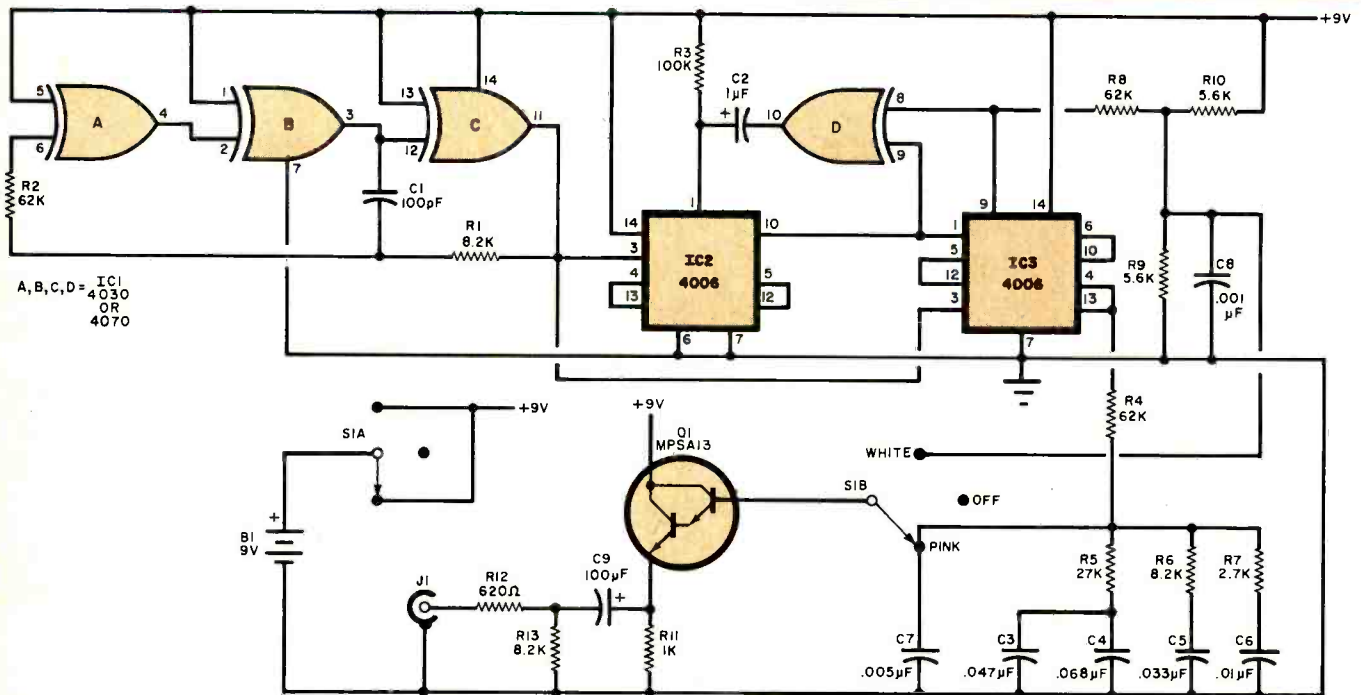


Fig. 3. Noise generator consists of two 18-stage shift registers with an adder.

#### PARTS LIST

B1—9-volt battery  
 C1—100-pF, low-temperature-coefficient  
 C2—1- $\mu$ F, 16-volt electrolytic  
 C3—0.047- $\mu$ F, 100-volt 5% Mylar  
 C4—0.068- $\mu$ F, 100-volt 5% Mylar  
 C5—0.033- $\mu$ F, 100-volt 5% Mylar  
 C6—0.01- $\mu$ F, 100-volt 5% Mylar  
 C7—0.005- $\mu$ F, 100-volt 5% Mylar  
 C8—0.001- $\mu$ F, 100-volt 10% Mylar  
 C9—100- $\mu$ F, 10-volt electrolytic  
 IC1—CD4030AE quad XOR gate (or similar)  
 IC2, IC3—CD4006AE 18-stage shift register (or similar)

J1—Phono jack  
 Q1—MPSA13 Darlington transistor  
 The following are  $\frac{1}{4}$ -watt, 5% resistors:  
 R1, R6, R13—8200 ohms  
 R2, R4, R8—62,000 ohms  
 R3—100,000 ohms  
 R5—27,000 ohms  
 R7—2700 ohms  
 R9, R10—5600 ohms  
 R11—1000 ohms  
 R12—620 ohms  
 S1—Dp3t switch  
 Misc.—Suitable enclosure; battery holder; hookup wire; etc.

*Note—The following are available from Gold Line Inc., P.O. Box 20, Redding, CT 06875 (Tel: 203-938-2588): Complete kit including case for \$39.95. + \$1.50 for shipping and handling. Also available separately: etched, drilled, and screened pc board for \$7.95. The companion ASA-10 hand-held LED audio analyzer kit (POPULAR ELECTRONICS, September 1979) is available for \$139.00 (\$199.95, wired and tested). Connecticut residents, please add 7% sales tax.*







An Extraordinary Offer to introduce you to the benefits of Membership in

# ELECTRONICS BOOK CLUB

invites you to take  
this 1,442-page  
Computer Library  
for only

**\$1.99**



**You Get ALL FIVE Of These Huge Books For Only \$1.99**

### Microprocessor Cookbook

A chip-by-chip comparison of the most popular modern microprocessors—including programming, architecture, addressing, instruction sets, and applications! You get complete data on what makes up the structure of a microprocessor chip and a microcomputer, how to give instructions, the overall organization of a computer system, and more. Then you get a chip-by-chip profile of modern microprocessors—with thorough discussions of applications, architecture, functions, etc. Included are the Intel 8080, Motorola 6800, Fairchild's F8 family, Zilog Z80, TI's TMS 9900, National Semi SC/MP, Intel's 8021, and many more. 266 pps., 124 illus. List \$9.95

### The BASIC Cookbook

A complete dictionary of all BASIC statements, commands, and functions—with programming examples and flowcharts. Thoroughly defines the BASIC vocabulary in alphabetical order, illustrates the definitions with sample programs, and further clarifies the programs with matching flowcharts... plus explaining BASIC system commands. You'll learn how to professionally manipulate and use each BASIC term in a workable program. Also defines programming terms that apply to APL, ALGOL, COBOL, FORTRAN, RPG, PL1, etc. 140 pps., 49 illus. List \$7.95

### 57 Practical Programs & Games in BASIC

57 of the hardest working, most enjoyable BASIC programs you've ever seen... everything from space war games to blackjack, from craps to 1 Ching, from arithmetic progression to statistical permutations to one-arm bandits! It's an easy-to-use manual that gives you 57 different simplified BASIC programs... all ready to run! You can program your minibrain for all kinds of fun and games, or for solving many different types of problems. 210 pps., 64 illus. List \$10.95

### Complete Microcomputer Systems Hdbk.

A complete guide to microcomputers—how they operate, how to use them, how to program them, and how to troubleshoot, test, and repair them... plus the very latest on modern applications like magnetic bubble memories, computers in networks, computer decision making, simulation and forecasting, teaching machines to learn, robot control, speech synthesizers, digital music, mobile computers, etc. There's extensive coverage of computer problems and how to diagnose and repair them, plus lots of hard debugging data. You'll learn how to find and fix all types of mechanical and electronic troubles—plus how to use test signals and closed loop signals, how to replace chips, how to align disc drives, etc. 322 pps., 147 illus. List \$15.95

### The Giant Handbook of Computer Projects

This MAMMOTH 504-page step-by-step guide to building modern computers and accessories—CPUs, memories, I/O hardware, etc.—is a HUGE collection of ready-to-use construction info. It's a builder's dream, with projects, complete schematics, parts lists, and step-by-step construction instructions that let you build your own systems. Also contains a thorough discussion of microprocessors, with comparisons of several units, including the Kim-1, the Z-80, and the 8080, etc... plus data on memory boards, RAM checkout, PROM programmers, memory chips, inexpensive input/output devices, paper tape systems, interfacing with clock chips, and more. 504 pps., 217 illus. List \$15.95

- ✓ Only \$1.99 for ALL FIVE!
- ✓ Regular List Price \$60.75
- ✓ Top-Quality Hardbinding
- ✓ Contains the very latest info on computers!
- ✓ Over 600 illustrations
- ✓ Contains over 500,000 words
- ✓ 1,442 data-packed pages

Let us send you this 5-volume, 1,442 page Computer Library as part of an unusual offer of a Trial Membership in Electronics Book Club.

Here are quality hardbound volumes, each especially designed to help you increase your know-how, earning power, and enjoyment of electronics and computers. Whatever your interest in electronics/computers, you'll find Electronics Book Club offers practical, quality books that you can put to immediate use and benefit.

This extraordinary offer is intended to prove to you, through your own experience, that these very real advantages can be yours... that it is possible to keep up with the literature published in your areas of interest, and to save substantially while so doing. As part of your Trial Membership, you need purchase as few as four books during

the coming 12 months. You would probably buy at least this many anyway, without the substantial savings offered through Club Membership.

To start your Membership on these attractive terms, simply fill out and mail the coupon today. You will receive the 5-volume Computer Library for 10-day inspection. YOU NEED SEND NO MONEY. If you're not delighted, return the books within 10 days and your Trial Membership will be cancelled without cost or obligation.

ELECTRONICS BOOK CLUB, Blue Ridge Summit, Pa. 17214

### Facts About Club Membership

- The 5 introductory books carry a publisher's retail price of \$60.75. They are yours for only \$1.99 for all 5 (plus postage/handling) with your Trial Membership.
- You will receive the Club News, describing the current Selection, Alternates, and other books, every 4 weeks (13x a year).
- If you want the Selection, do nothing; it will be sent to you automatically. If you do not wish to receive the Selection, or if you want to order one of the many Alternates offered, you simply give instructions on the reply form (and in the envelope) provided, and return it to us by the date specified. This date allows you at least 10 days in which to return the form. If, because of late mail delivery, you do not have 10 days to make a decision and so receive an unwanted Selection, you may return it at Club expense.
- To complete your Trial Membership you need buy only four additional monthly Selections or Alternates during the next 12 months. You may cancel your Membership any time after you purchase these four books.
- All books—including the Introductory Offer—are fully returnable after 10 days if you're not completely satisfied.
- All books are offered at low Member prices plus a small postage and handling charge.
- Continuing Bonus: If you continue after this Trial Membership, you will earn a Dividend Certificate for every book you purchase. Three Certificates, plus payment of the nominal sum of \$1.99 will entitle you to a valuable Book Dividend of your choice which you may choose from a list provided Members.

### ELECTRONICS BOOK CLUB

Blue Ridge Summit, Pa. 17214

Please open my Trial Membership in ELECTRONICS BOOK CLUB and send my 5-volume Computer Library, invoicing me for only \$1.99 plus shipping. If not delighted, I may return the books within 10 days and owe nothing, and have my Trial Membership cancelled. I agree to purchase at least four additional books during the next 12 months after which I may cancel my membership at any time.

Name \_\_\_\_\_ Phone \_\_\_\_\_

Address \_\_\_\_\_

City \_\_\_\_\_

State \_\_\_\_\_ Zip \_\_\_\_\_

(Valid for new Members only. Foreign and Canada add 15%.) PE-280

tion. The pink-noise source can be either the noise generator described above or a pink-noise record or tape. All tone controls and equalizer settings should be defeated or set flat.

Adjust amplifier level for moderate volume and adjust analyzer gain for the flattest display near the 0-dB level with the DECAY switch on the LED Spectrum Analyzer set to SLOW. The spectrum analyzer will then display the combined response of the speaker, room and electrical signal path.

By connecting the amplifier's speaker terminals to the analyzer's external input, the electrical signal conditions can

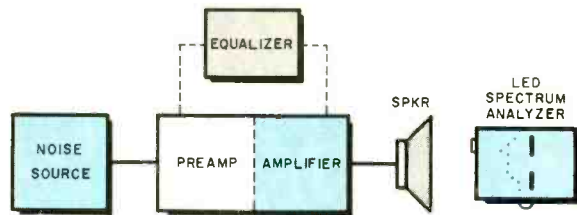


Fig. 5. To test a speaker, use noise generator to drive audio system and hold LED spectrum analyzer at various points in sonic field.

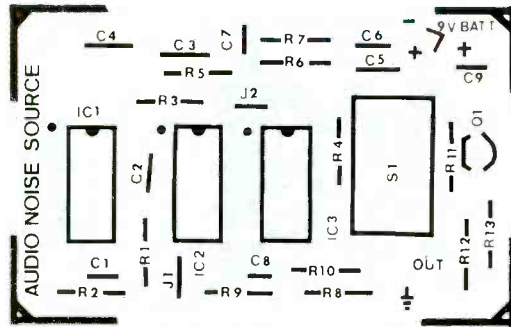


Fig. 4. Actual-size foil pattern (above) and component installation for noise generator.





Photo shows construction of author's prototype generator. Use of printed circuit board makes the unit as compact as possible.

be determined and subtracted from the combined response. Moving the analyzer with its built-in microphone around the test area will provide an indication of the speaker's directional characteristics. On the other hand, leaving the analyzer stationary and moving the speaker around will demonstrate the importance of proper speaker placement in optimizing frequency response.

**Environment Equalization.** If a sound system has suitable tone-control flexibility or a graphic or parametric equalizer, a typical listening environment can be considerably improved, using the setup shown in Fig. 5. Real-time analysis (RTA) has been successfully applied to living rooms, concert halls, discos, and even to vehicles. In the last case, the advent of autosound systems with equalizers and high-quality amplifiers and speakers makes RTA an exciting prospect in achieving realistic mobile sound.

With the analyzer placed in the anticipated normal listening position and all frequency balance controls set flat (or switched out), apply pink noise at a moderate level. In stereo or quad systems, apply the signal to only one channel at a time. Make small changes in speaker system position and orientation, if possible, to optimize the frequency response displayed on the analyzer. Any crossover controls can now be

adjusted. Finally, tone and equalizer settings can be optimized to flatten overall frequency response to within a couple of decibels.

Do not assume that the settings developed for one channel can be applied to other channels. Each speaker system should be equalized separately.

**Tape-Recorder Alignment.** Play a high-accuracy prerecorded pink-noise tape with the analyzer connected to the tape recorder's output. (The internal microphone is not used.) Adjust play-back-head azimuth for maximum output in the 16-kHz channel. The oscilloscope output of the Hand-Held LED Spectrum Analyzer can be useful for highest resolution. Complete the play alignment by adjusting the reproduce equalization controls for a flat spectral display.

Begin record alignment with the tape you normally use and pink noise fed to the recorder's input. Assuming you have a three-head recorder capable of simultaneous recording and *tape* monitoring, connect the analyzer to the deck's output. Adjust record-head azimuth for a maximum 16-kHz output. Then adjust record bias (if accessible) for maximum at 1 kHz. Increase bias current until a 2-dB drop in the 16-kHz response is obtained. Finally, trim the record equalization controls for flattest displayed frequency response.

Aligning two-head tape decks is more time consuming. Each time an adjustment is made during record, the tape must be rewound and played to determine the effects of the adjustment.

In either case, tape-recorder alignment using RTA is much easier and faster than conventional methods.

**Noise Abatement.** The Walsh-Healy Public Contracts Act and OSHA have set standards for permissible noise-exposure levels to avoid hearing damage. Noise-abatement procedures are often required to comply with these standards. The techniques are well documented and can be extremely effective, provided the noise-frequency spectrum is known.

Enter RTA! When the noise frequencies to be attenuated are known, the characteristics of damping materials and their placement can be determined and dimensions of required resonant cavities can be calculated. Time-consuming "cut-and-try" procedures can be kept at a minimum, and the results of abatement engineering can be easily documented. ◇



### Creative Computing Magazine

Creative Computing is Number 1 in applications and software. Things like: text editing, graphics, communications, artificial intelligence, simulations, data base and file systems, music synthesis, analog control. Complete programs with sample runs. Programming techniques: sort algorithms, file structures, shuffling, etc. Coverage of electronic and video games and other related consumer electronics products, too.

Just getting started? Then turn to our technology programs, and problem solving pages. No-nonsense book reviews, too. Even some fiction and foolishness.

Subscriptions: 1 year \$15, 3 years \$40. Foreign, add \$9/year surface postage, \$26/year air.

### Basic Computer Games



Edited by David Ahl, this book contains 101 imaginative and challenging games — Blackjack, Super Star Trek, Horserace, Lunar Lander. Play the stock market. Write poetry. Draw pictures.

All programs are complete with listing sample run and description. 192 pages softbound. [6C] \$7.50.

## Are You SERIOUS About Having FUN With Your Computer?

### More Basic Computer Games

Contains 84 fascinating and entertaining games for solo and group play — evade a man-eating rabbit, crack a safe, navigate in deep space. 192 pages softbound. [6C2] \$7.50.

### Adventure

Adventure is an astonishing new innovative game for your TRS-80, Sorcerer or PET. Search for hidden treasure while avoiding exotic wild animals.

For 16K Level II TRS-80 and 16K Sorcerer: (1) Adventureland, (2) Pirate Adventure, (3) Mission Impossible, (4) Voodoo Castle, (5) The Count. (1) and (2) for 24K PET too. \$14.95 per tape.

### Free Software Catalog

Our software catalog offers over 200 recreational, educational and technical programs for your TRS-80, Apple, PET, Sorcerer, SOL-20, Challenger and CP/M systems. Write for your free copy today!

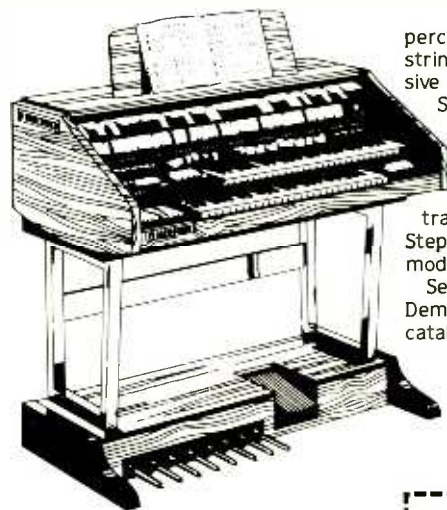
### To Order...

Send order and payment to **Creative Computing**, P.O. Box 789-M, Morristown, NJ 07960. Add \$1.00 shipping and handling per order (foreign, \$2.50) N.J. residents add 5% sales tax. Visa, MasterCard and American Express orders welcome. For faster service, call in your bank card order toll free to: 800-631-8112. (In NJ, call (201) 540-0445).

**creative computing**

CIRCLE NO. 17 ON FREE INFORMATION CARD

## BUILD A MASTERPIECE OF SOUND



percussion and sustain. Wersi's famous string orchestra and bass guitar. Exclusive Sound Computer for 32-128 "One Stop Sounds" (total organ presets). Transposer. And lots more.

Build your own masterpiece of sound. No technical knowledge required. Just follow the clearly illustrated, easy to understand instructions. Step by step. Choose from at least 10 models. (Also factory assembled.)

Send \$6.00 with coupon for your Wersi Demo-Package (LP with 104-page color catalog).



Wersi Electronics, Inc. or Wersi Organs & Kits  
1720 Hempstead Road 14104 E. Firestone Blvd.  
Lancaster, PA 17601 Santa Fe Springs, CA 90670

Enclosed is \$6.00 for my Demo-Package (LP with 104-page color catalog.)

Name \_\_\_\_\_  
Address \_\_\_\_\_  
City \_\_\_\_\_ State \_\_\_\_\_ Zip \_\_\_\_\_

Wersi has combined select features of the electronic music field, added its own creations and years of research by top engineers and musicians, to produce an incomparable line of organs.

Space-age technology. True-to-life voicing with full drawbar system. Polyphonic

CIRCLE NO. 65 ON FREE INFORMATION CARD

# DSI STOPS BRANDS A thru Z

## with more counter for less money

### FACTORY WIRED 500 MHz • 1 PPM TCXO • 8 DIGITS

**99<sup>95</sup>** Without Battery Capability  
**119<sup>95</sup>** With Li-Ion Rechargeable Battery Pack and AC-9



- Two BNC Inputs
- 1 Meg and 50 Ohm Input
- Factory Wired and Tested
- Made in USA
- 50 Hz to 512 MHz

## Compare These Features and You Will Buy DSI

- 8 Digits Not 6 or 7 Digits
- 1 PPM TCXO Not 1.5 PPM - 10 PPM
- Resolution 1 Hz @ 50 MHz Not 10 Hz
- Resolution 10 Hz @ 450 MHz Not 100 Hz

### FREQUENCY COUNTER STRAIGHT TALK

There are only three functional requirements for a frequency counter: 1. Good accuracy over temperature 2. Resolution 3. Sensitivity

**Good accuracy over temperature.** Crystal oscillators drift with temperature changes. This change is specified in parts per million (PPM). The 5500 TCXO (temperature compensated crystal oscillator) holds an accuracy of 1 PPM from 17° to 40° C. This corresponds to ± 450 Hz at 450 MHz. Counters with 2 PPM accuracy would read to ± 900 Hz at 450 MHz. Counters with 10 PPM accuracy would read to ± 4500 Hz and so on.

**Resolution.** What is the value of the least significant digit displayed? A counter with 10 Hz resolution would display 136.52000 MHz as 136.52000 i.e. with the last digit left off. A counter with 100 Hz resolution would display 136.5200. The 5500 with 8 Digits is capable of resolving 1 Hz from 50 Hz to 50 MHz and 10 Hz from 50 MHz to 500 MHz. Counters with only 7 digits usually can only resolve 10 Hz to 50 MHz and 100 Hz to 500 MHz. The above effects, accuracy and resolution are cumulative. Example: a seven-digit counter with 1.5 PPM accuracy reading 450 MHz would only be accurate to ± 675 Hz ± 100 Hz (last digit error) or ± 775 Hz. The 5500 with eight full digits and 1 PPM accuracy would be accurate to ± 450 Hz ± 10 Hz (last digit error) or ± 460 Hz maximum. Not bad for \$99.95. You really need that eighth digit to achieve real accuracy.

**Sensitivity.** The 5500 requires only 10-15 mv of signal to stabilize and achieve an accurate reading. A one watt hand-held can be read with accuracy at a distance of 15-20 ft. from the counter using the T600 antenna. Counters with 150 mv sensitivity will only stabilize at distances of less than a foot.

The outstanding sensitivity of the 5500, the result of its unique engineering design and built-in preamp assures stable, accurate readings every time you key up your transmitter.

If you are tired of receiving a plastic bag of sometimes surplus, sometimes defective material only to spend all night trying to solder both sides of the PC Board because the manufacturer chose to use low cost PC Boards without plated-thru holes; if you chose a kit because you only budgeted a hundred dollars for a frequency counter, then the DSI 5500 Counter is the answer. It is 100% factory assembled and tested. DSI strives to purchase the highest quality, prime materials imposing the most rigorous quality requirements possible. Every PC Board that DSI manufactures is plated-thru solder reflowed, and 100% factory assembled, tested and burned-in in the USA, assuring years of trouble-free service. DSI has worked hard to achieve our worldwide reputation for the best price to quality features ratio in the industry. DSI's 5500 now makes it possible to buy a 100% factory assembled accurate 8-digit frequency counter for under \$100.00. Buy quality — Buy performance — Buy cost effectiveness — Buy DSI.

FOR INFORMATION — DEALER LOCATION — ORDERS — OEM  
 CALL 800-854-2049 CALIFORNIA RESIDENTS CALL 800-542-5253

Model	Price	Frequency Range	Accuracy Over Temperature	SENSITIVITY			Number of Readouts	Power Requirements	Size		
				100 Hz - 2E MHz	50 - 250 MHz	250 - 450 MHz			H	W	D
5500	\$99.95	50 Hz - 512 MHz	TCXO 1 PPM 17° - 40°C	10 - 15 MV	10 - 15 MV	1E - 50 MV	8	*115 VAC or 8.2 - 14.5 VDC	1 1/2"	5"	5 1/2"

\*With AC-9 Adaptor.

5500 wired factory wired-in 1 year limited warranty. Prices and/or specifications subject to change without notice.  
 TERMS: MC - VISA - AE - Check - M.O. - C.O.D. in U.S. Funds. Please add 10% to a maximum of \$10.00 for shipping, handling and insurance. Orders outside of USA & Canada, please add \$20.00 additional to cover air shipment. California residents add 6% Sales Tax.



**DSI INSTRUMENTS, INC.**  
 35E0 Chesapeake Drive  
 San Diego, California 92123  
 (714) 565-8402


- 5500 Wired ..... \$99.95
- 5500/W 55BA ..... 119.95
- Includes Rechargeable NiCad Battery Pack and AC Adaptor.
- T600 BNC Antenna ..... 7.95
- AC-9 AC Adaptor ..... 7.95

CIRCLE NO. 23 ON FREE INFORMATION CARD

BY AL SYDNOR

How to use solid-state circuits to obtain predictable performance from electromechanical relays

## An Experimenter's Guide to Relay Control



**B**ECAUSE OF their simplicity and low cost, electromagnetic relays are widely used in control applications. Unfortunately, some experimenters and designers do not fully understand how to interface relays with electronic circuitry. As a result, their circuits frequently operate erratically, and outright failure of either the relay or the components associated with it is far more common than necessary. Moreover, many possible functions that relays can perform with appropriate drive circuitry are often overlooked. A knowledgeable approach, such as that presented here, should enable one to use relays with confidence and without hesitation.

**What is a Relay.** An electromagnetic relay, regardless of details of construction, is basically a mechanical switch operated by electric power. Its contacts are coupled to an armature of magnetic material held in proximity to a coil. When current passes through the coil, the resulting magnetic field attracts the armature toward the coil to close or open one or more sets of contacts. When the current stops, the magnetic attraction ceases, and a spring returns the contacts to their former positions.

Available in both ac and dc versions, relays have rated coil energizing potentials usually ranging from 1 to 250 volts with 6-, 12-, 24-, 48-, 117-, and 240-volt designs the most common. There are also relays that operate at energizing potentials as low as 25 millivolts for special applications. You should keep the voltages within  $\pm 20\%$  of ratings. Too much voltage may burn out the coil; too little may cause erratic operation. Operating power ranges from a few milliwatts to about 20 watts, which should be borne in mind when you are designing the drive circuits. Operating current can be determined by measuring or looking up coil resistance.

Looked at from the point of view of the drive circuit, a relay has the following parameters:

*Operating voltage (current).* The value that closes the contacts reliably.

*Pull-in voltage (current).* The value that just barely closes (opens) the contacts.

**Drop-out voltage (current).** The value that barely lets the contacts open (close).

The limits on current or voltage the relay can switch are also important. Contacts are commonly rated either according to current capacity or by a maximum number of volt-amperes (VA), the product of current and voltage. If a relay that must handle heavy current cannot be driven from a low-power circuit, it can, in turn, be driven by a relay the circuit can handle.

**Contact Protection.** When a switch in series with an inductive circuit (such as a relay coil) is opened, the magnetic field in the coil collapses and a voltage proportional to the rate of change of current is generated. This high voltage across the switch contacts can eventually cause damage or failure.

Semiconductors can be used to suppress these voltage transients, as in Fig. 1A, where a diode is connected across the load as shown. When a positive spike appears across the switch contacts, the diode clamps it to the positive power-supply voltage. The diode's re-

verse-voltage rating must exceed the power-supply voltage, and its current rating must be at least 25 times the load operating current. A varistor, or voltage-dependent resistor, can be substituted for the diode. Its resistance should be more than 10 times the dc resistance of the coil at 20°C.

Sometimes, when a relay coil appears to have shorted for no reason, an inductive spike that exceeds its insulation ratings may be at fault. A diode can be used as in Fig. 1B to protect a relay coil if a longer release time can be tolerated. An improvement over this method is to use a transistor circuit as in Fig. 1C. When the switch in Fig. 1C is closed, the capacitor discharges. Opening the switch causes the capacitor to keep the transistor conducting until the capacitor has charged up through the base-emitter junction and resistor enough to cut off the transistor. This is equivalent to opening the switch slowly to lengthen the decay rate of the current and keep the induced voltage smaller.

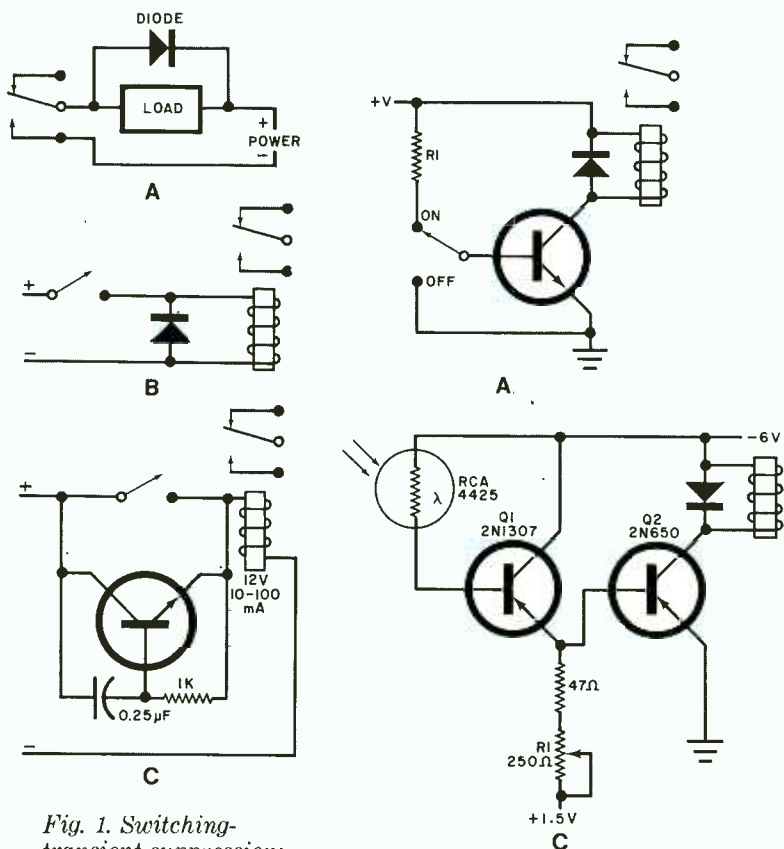
**Linear-Amplifier Driver.** To drive high-current relays from low-current

sources you can use a transistor amplifier such as that shown in Fig. 2A. When *S1* is set to OFF (ground), no base current is supplied, the transistor is cut off, and the relay is deenergized. Setting *S1* to its ON position sends the transistor into saturation and energizes the relay.

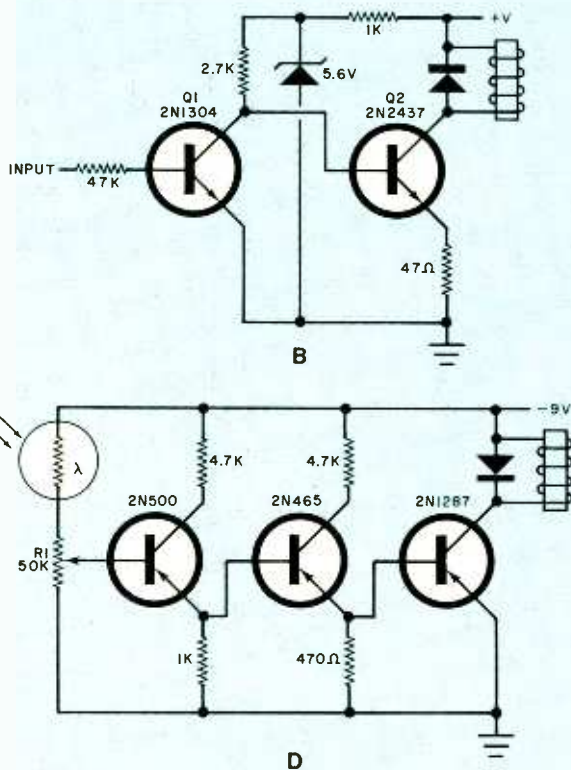
More sensitivity can be had simply by adding amplifier stages, as shown in Fig. 2B. If no input is applied to *Q1*, it is cut off and *Q2* is saturated energizing the relay. Application of bias to *Q1* saturates it, and *Q2* cuts off, deenergizing the relay.

Another two-stage transistor relay driver is shown in Fig. 2C. In this case, the circuit is noninverting and is controlled by a photocell. The photocell controls *Q1*, which in turn controls *Q2*, whose collector current energizes the relay. The potentiometer permits adjustment of threshold voltage for the particular photocell being used and prevents leakage current from operating the relay under high-temperature conditions.

A single-power-supply, three-stage driving amplifier is shown in Fig. 2D. Once again, illuminating the photocell energizes the relay, with the potentiometer



**Fig. 1.** Switching-transient suppression: diode across inductive load (A) or relay coil (B); transistor circuit across switch contacts (C).



**Fig. 2.** Linear amplifiers as relay drivers: (A) single-stage; (B) two-stage inverting; (C) two-stage noninverting; (D) three-stage noninverting.

meter permitting adjustment of the relay's operating threshold. In the off state, all transistors are cut off and current consumption is negligible, which makes this circuit suitable for operation from a battery.

**Regenerative-Amplifier Driver.** The relay drivers discussed above have a serious disadvantage in that a borderline threshold input can cause the relay to alternate rapidly between on and off, producing "chatter." Also, the energizing threshold can vary with temperature. A regenerative amplifier can be used to keep the relay energized or deenergized with no in-between state.

A Schmitt trigger with a relay coil as the load is shown in Fig. 3A. As long as the input level is less than 6 volts,  $Q1$  is cut off,  $Q2$  is saturated, and the relay is energized. When the input exceeds 6 volts,  $Q1$  rapidly saturates and cuts off  $Q2$  to positively deenergize the relay. The potentiometer permits precise setting of the operating threshold.

Another regenerative-amplifier circuit is shown in Fig. 3B. Here, the relay's coil is the load for one side of an Eccles-

Jordan bistable multivibrator. This is a conventional design except for  $C1$  and  $R1$ , which are used to ensure that  $Q1$  will be driven into saturation and  $Q2$  will be cut off when power is first turned on to prevent the relay from energizing on power-up.

A positive signal on the RESET line to the base of  $Q2$  activates the relay solidly, while a positive signal on the SET line to the base of  $Q1$  deactivates the relay just as solidly.

When using high-power relays, it is usually necessary to add a buffer stage between the relay and regenerative circuit. A typical arrangement is illustrated in Fig. 3C. Here, Schmitt trigger  $Q1/Q2$  is coupled to  $Q3$  via 12-volt zener diode  $D1$ . When a negative control signal of sufficient amplitude is applied to the input of this circuit,  $Q1$  conducts and  $Q2$  cuts off. Current through the  $Q2$  collector load resistor and  $D1$  to the base of  $Q3$  causes it to conduct and energize the relay.

Because  $Q3$ 's bottom potential at 1.5 amperes is less than 0.5 volt and this transistor's rated free-air dissipation is less than 1 watt,  $Q3$  can be operated

without a heat sink. If  $Q3$  is to be operated at high ambient temperatures, however, it should be mounted on a 2" (50.8-mm) square sheet of No. 16 aluminum.

A regenerative relay driver that uses an SCR is shown in Fig. 3D. Initially,  $S1$  and  $S2$  are both open and no trigger voltage is applied to the gate of the SCR, which remains cut off. Closing  $S1$  applies a positive voltage to the SCR's gate, triggering the SCR and energizing the relay.

Opening  $S1$  does not turn off the SCR. It does, however, allow the voltage across capacitor  $C1$  to approach that of the supply. Then, closing  $S2$  applies a negative pulse to the anode of the SCR to stop conduction. An alternative to using  $S2$  to turn off the SCR is to connect a transistor from the anode to the cathode, as shown by the phantom circuit in Fig. 3D. When the transistor turns on, it diverts current from the SCR. As soon as the SCR's current falls below its holding value, the device turns off. The relay coil is deenergized when the voltage to the base of the transistor is removed.

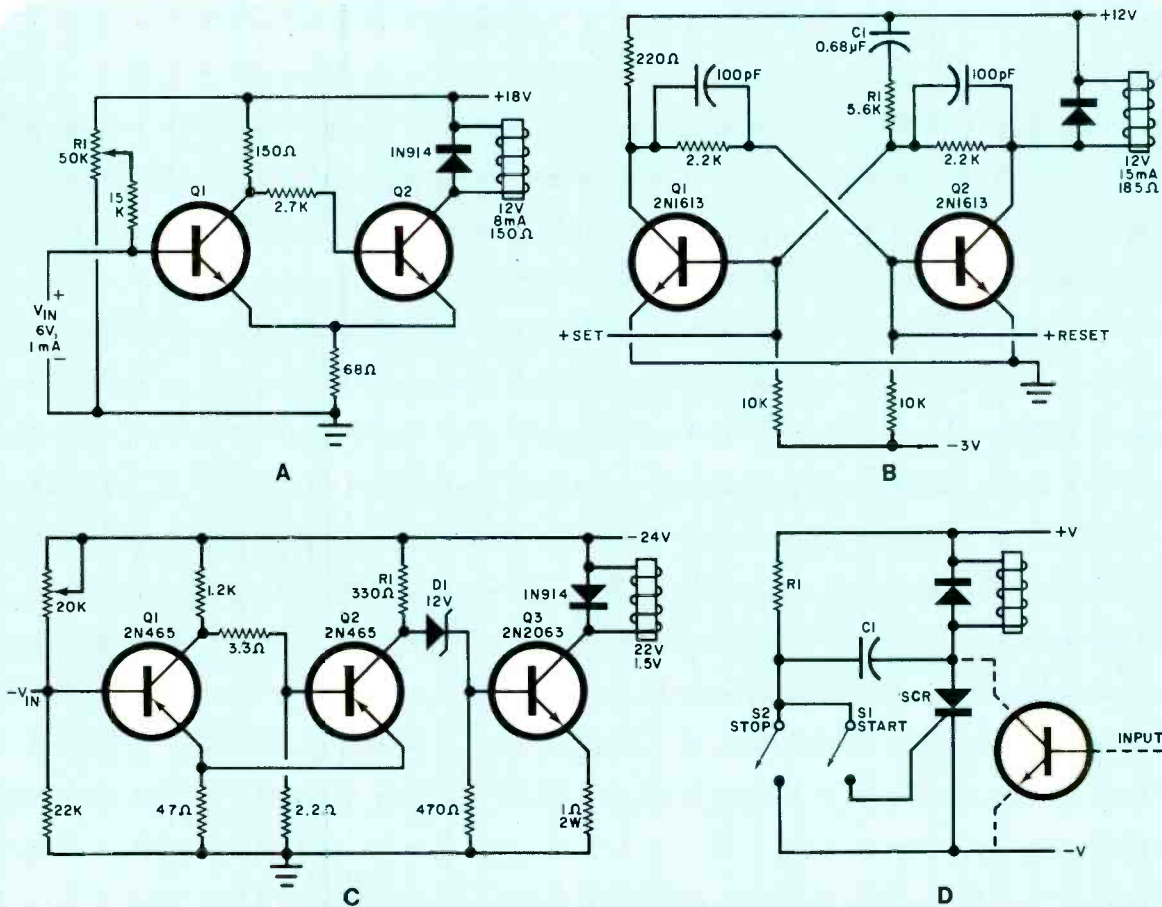


Fig. 3. Relay-driver regenerative amplifiers: (A) single-stage Schmitt trigger; (B) single-stage bistable; (C) Schmitt trigger with relay driver; (D) latching SCR control.

**Time-Delay Circuits.** Semiconductors are commonly used to provide time-delay periods for operating electromagnetic relays. An example of this is the delayed application of supply voltage to the power stages in a hi-fi amplifier to prevent the power-on transient from being heard in and possibly damaging the speaker systems. One simple way to delay energizing a relay is to place a thermistor in series with the coil, as shown in Fig. 4A. When the switch is closed, current flowing through the thermistor causes it to heat up, resulting in a decrease in resistance from its normally high cold resistance. As resistance drops, more current flows until the current through the relay coil is sufficient for energization. A series potentiometer can be used to permit adjustment of delay time.

At room temperature, the thermistor should have a resistance three to five times that of the relay's dc coil. For example, a thermistor with a cold resistance of about 400 ohms that drops to 25 ohms at 400 mA can be used with a conventional 12-volt, 80-mA relay.

The circuit in Fig. 4A is for slow energization and fast deenergization. For applications where fast turn-on and a slightly delayed turn-off are required, a

shunt thermistor can be used, as illustrated in Fig. 4B. Again, the thermistor's cold resistance should be 3 to 5 times the relay's dc coil resistance.

Another circuit that gives slow turn-on and fast turn-off relay operation is shown in Fig. 4C. When  $S1$  is closed, the base of the transistor is grounded and  $Q1$  is cut off, resulting in a deenergized relay. Opening  $S1$  allows  $C1$  to be charged at a rate determined by the  $C1(R1 + R2)$  time constant until the base potential of  $Q1$  is sufficient to turn on the transistor and energize the relay. Closing  $S1$  causes  $C1$  to discharge rapidly and cut off  $Q1$  practically at once.

A rearrangement of the Fig. 4C circuit, shown in Fig. 4D, gives a fast turn-on and slow turn-off action. With the switch closed, the capacitor discharges and base current through the resistors from the supply line sends the transistor into saturation and rapidly energizes the relay. Reopening  $S1$  allows the capacitor to continue to supply base current until it is charged up enough to cut off the transistor. The result is a slow turn-off for the relay.

Many variations of the above circuits are possible, such as the very slow turn-off circuit shown in Fig. 4E. With  $S1$  open, all capacitors are discharged.

Closing  $S1$  allows  $C1$  to be charged up via  $R1$  until the voltage on the gate of  $Q1$  rises above firing potential. At this time,  $Q1$  becomes a low resistance and applies a firing pulse to the gate of the SCR, which energizes the relay.

When  $S1$  is opened, supply voltage is removed, the SCR stops conducting, and the relay deenergizes. This circuit has been used to provide a 40-second ( $\pm 1$  second) delay over a  $-25^\circ$  to  $+75^\circ\text{C}$  temperature range.

**Differential Drivers.** Many of the relay-driver circuits shown above are limited by the fact that control-signal operation is uncertain and may have considerable backlash. (The relay may not deenergize until the voltage across its coil is well below the energizing potential.) One way to obtain close differential operation with the deenergizing and energizing voltages roughly equal is to use a Schmitt-trigger circuit with a small hysteresis (backlash), such as shown in Figs. 3A and 3C. Simply replace the common-emitter resistor of the Schmitt trigger with a zener diode whose voltage rating is the same as the potential required at the emitters to energize the relay.

As the input to the close-differential

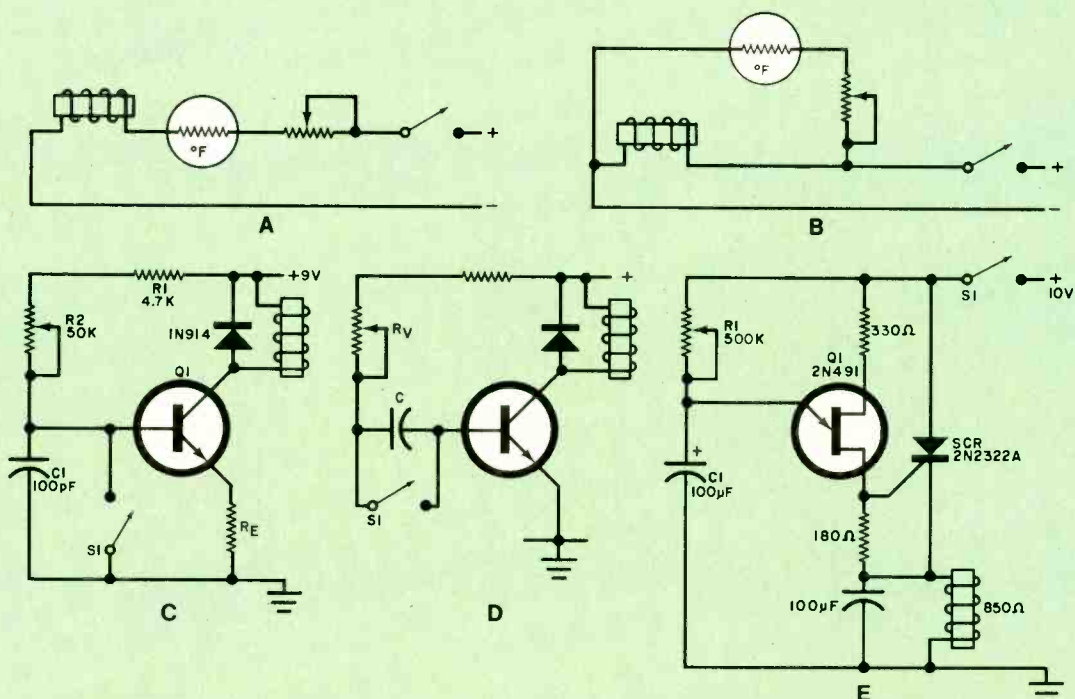


Fig. 4. Relay time-delay circuits: (A) thermistor-controlled slow-on/fast-off; (B) thermistor fast-on/slow-off; (C) transistor-controlled slow-on/fast-off; (D) transistor fast-on/slow-off; (E) unijunction transistor circuit with very slow on.



# Sabtronics gives you DMMs and Frequency Counters with more features, better performance and incredibly lower prices

## Model 2010A Bench/Portable DMM:

**Features:** 3 1/2 digit LED display • 31 measurement ranges • 6 Functions • 0.1% Basic DCV accuracy • Touch-and-Hold capability • Hi-Lo Ohms • 40 Hz to 40 kHz frequency response • Auto Zero, Auto Polarity • Over load protected • Overrange indication • Single chip LS<sup>2</sup> logic • Laser-trimmer resistor network and ultra-stable band-gap reference for better long term accuracy • Built-in NiCd battery charging circuit.

**Brief Specifications:** DC Volts 100 $\mu$ V to 1000V in 5 ranges; AC Volts 100 $\mu$ V to 1,000V in 5 ranges; DC Current 0.1 $\mu$ A to 10A in 5 ranges; AC Current 0.1 $\mu$ A to 10A in 6 ranges; Resistance 0.1 $\Omega$  to 20M $\Omega$  in 6 ranges; Diode Test Current 0.1 $\mu$ A to 1mA in 3 ranges; Input impedance, 10M $\Omega$  on AC and DC volts; Power requirement, 4.5 to 6.5 VDC (4 "C" cells) or optional AC adapter/charger.



**\$89.95**



## Model 2015A Bench/Portable DMM:

Same features and specifications as Model 2010A except with large, 0.5" LCD 3 1/2 digit display.

### Optional Accessories

- #AC-115, AC adapter/charger \$7.95
- #THP-20, Touch and Hold Probe \$19.95
- #NB-120 NiCd Battery Set \$17.00

**\$109.95**


## Model 8610A Frequency Counter:

**Features:** 8-digit LED display • 10 Hz to 600 MHz guaranteed frequency range (5 Hz to 750 MHz typical) • 3 Gate times • 10 MHz TCXO Time base • Auto decimal point • Overflow indicator • Leading zero blanking • Resolution to 0.1 Hz • Built-in charging circuit for NiCd batteries.

**Brief Specifications:** Frequency Range, switch selectable 10MHz, 100 MHz, 600MHz • Sensitivity,  $\pm 10$ mV RMS to 100 MHz,  $\pm 50$ mV RMS, 100 MHz to 450 MHz; 90mV RMS 450 MHz to 600 MHz • Impedance, 1M $\Omega$ , 10 MHz and 100 MHz ranges; 50  $\Omega$  600 MHz range • Gate time (switch selectable): 0.1 sec, 1 sec, 10 sec • Temperature stability, 0.1 ppm/ $^{\circ}$ C • Ageing rate  $< \pm 5$  ppm/yr • Accuracy 1 ppm or 0.0001% • Input protection, 150V RMS  $\pm 10$  kHz (declining with frequency) • Power Requirement, 1.5 to 6.5V DC @ 300mA (4 "C" cells) or optional AC adapter/charger (7.5 to 9V DC @ 300 mA).

Also available Model 8110A, same as 8610A except maximum frequency is 100MHz and without battery charging circuit:

**\$79.95**



Model 8610A

**\$109.95**

*Making Performance Affordable*

**sabtronics** INTERNATIONAL INC.

CALL TOLL FREE

1-800-237-5567 (In Continental U.S. only)

Fla. Residents and Foreign Countries Call  
(813) 623-2631

5709 N. 50th Street  
Tampa, Florida 33610

## Ordering Information

USA - Add \$5.00 per order for shipping & handling. Personal checks have to clear before goods are shipped (allow 2-3 weeks). For faster delivery send cashiers check or money order. 10% deposit for C.O.D. orders. Florida residents add 4% sales tax. CANADA - Add \$7.50 per unit for shipping & handling. No C.O.D. Payment in U.S. funds. OVERSEAS - Add \$21.00 per unit for airmail delivery. Payment by bank draft in U.S. funds.



circuit shown in Fig. 5A is increased in the negative direction, no base current flows through  $Q1$  until  $V_{IN}$  exceeds the 10-volt breakdown potential of the zener diode plus the base-emitter forward voltage drop required for  $Q1$  to conduct (about 0.3 to 0.5 volt). When  $V_{IN}$  reaches about 11 volts,  $Q1$  saturates and collector current energizes the relay.

The silicon diode across the base-emitter junction of  $Q1$  prevents it from being overdriven. With up to 0.6 volt on the transistor's base, the diode does not conduct. Beyond this point, it conducts and shunts excess current away from the transistor's base. Because of the sharp breakdown characteristics of the zener diode, drop-out signal potential of this circuit is within a few hundred millivolts of relay energizing voltage.

Use of a p-channel MOSFET with a threshold potential of about 5 volts to yield close differential relay operation is shown in Fig. 5B. When  $V_{IN}$  is greater than 6 volts, the zener diode conducts through  $R1$ , but as long as the input is less than 11 volts, the drop across  $R1$  is less than 5 volts and  $Q1$  is off.

As long as  $Q1$  is cut off,  $Q2$  is also cut off and the relay is deenergized. When the input exceeds 11 volts,  $Q1$  conducts and current through  $R2$  to  $Q2$ 's base

causes the relay to energize. When  $V_{IN}$  is less than 11 volts, the relay is deenergized, while it energizes with positive action when  $V_{IN}$  exceeds 12 volts. By cascading a second FET after the first, it is possible to reduce the difference between energizing and deenergizing potentials to 0.1 volt.

**AC Drive Circuits.** Any dc relay can be adapted to work from an ac source by combining it with rectifiers. In Fig. 6A,  $D1$  permits only positive current to pass through the relay and should have a current-carrying capacity several times the operating current of the relay. Clamping diode  $D2$  is optional and is used for surge suppression. It not only protects the relay contacts, but prevents high reverse voltage on  $D1$ .

Another diode arrangement is shown in Fig. 6B. Here, four diodes are used in a full-wave bridge circuit. Note that the bridge circuit inherently provides protection from inductive spikes.

The circuit in Fig. 6C allows a true ac relay to be operated electronically through an SCR. When  $S1$  is open, the SCR has no potential applied to its gate and does not conduct. Meanwhile, current from  $T1$  is rectified by  $D1$  and generates a dc voltage that is stored in

$C1$ . When  $S1$  is closed, the positive voltage across  $C1$  is applied to the gate, causing the SCR to conduct and remain on as long as  $S1$  is closed. Opening  $S1$  causes the SCR to cut off when the ac cycle passes through zero, causing the relay to be deenergized.

**Op Amp Relay Drivers.** Contingent on the type and level of the input signal, relay amplifiers can be built up with op amps whose extremely high (open-loop) gain is sufficient to allow operation with minute input levels. The op amp also allows for differential operation where an input signal can be compared with a known reference so that the relay pulls in (or drops out) only when the desired voltage differential exists.

In addition, the op amp, with its very high gain, can be used with reactive feedback to form filters that produce relay operation only at certain input frequencies (assuming an ac input). A phase-locked-loop (PLL) using a 567 for instance, can also be a frequency-sensitive driver for a relay amplifier. Since many op amps do not have sufficient output current to drive a relay directly, a transistor power stage will often be required between the op amp and the relay.

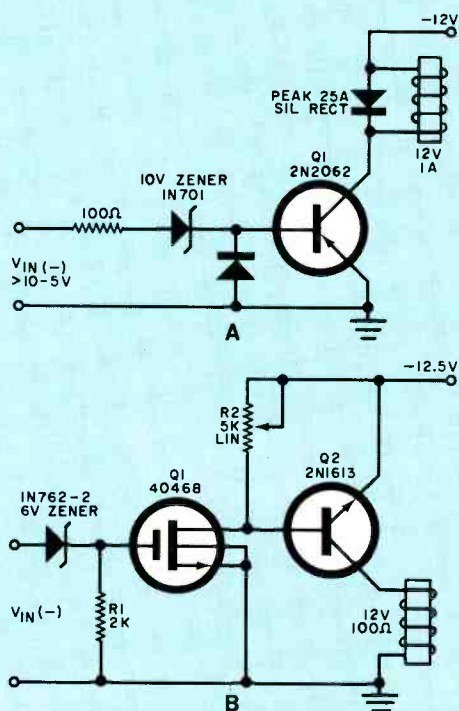


Fig. 5. Driver circuits with close differential operation: (A) single-stage transistor with zener; (B) two-stage FET and bipolar transistor.

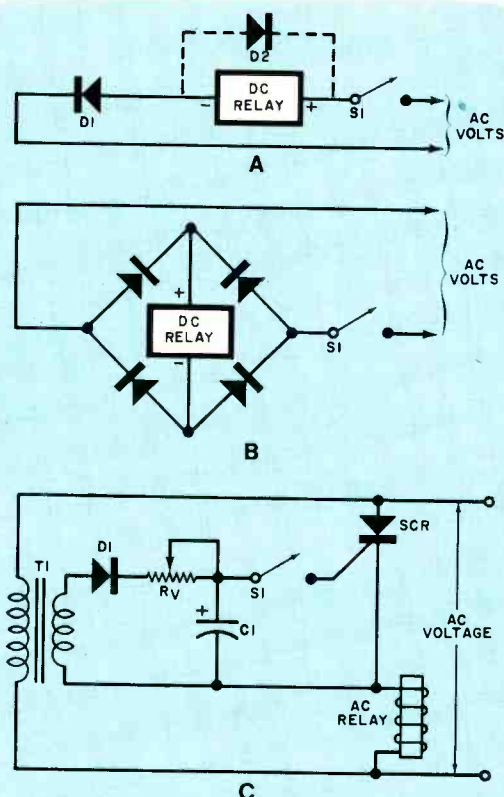


Fig. 6. Ac drive circuits: (A) single diode; (B) diode bridge; (C) thyristor.

# Innovations

## The sharpest picture ever achieved in big-screen projection TV


The new Heathkit Screen Star sets a new standard in picture quality for big-screen projection TV. The finest F1.0 lenses you can buy produce one of the clearest, brightest pictures ever.

Imagine watching all your favorite TV movies and sports events on a big 6-foot diagonal screen. Heathkit's three-tube projection gives you brighter, more vivid color. And it's a lot easier to build than conventional TV's.

## A complete computer system in one compact unit

The Heathkit All-In-One Computer takes the guesswork out of selecting a balanced computer system. It includes built-in floppy storage, smart terminal, heavy-duty keyboard, 12-key numeric pad, Z80 CPU, and 16K RAM expandable to 48K—all in one compact unit.

Two Z80 microprocessors mean terminal and computer never share power. So both can operate faster on more complex programs. And there's no better way to learn about computers than to build one yourself.



## The only computerized home weather station for instant, up-to-the-minute weather reports

Just push a button for reliable weather information anytime you need it with the unique Heathkit Weather Station.

It gives you digital readouts of F or C temperatures, wind speed in miles or kilometers per hour or in knots, wind direction, barometric pressure, date and time of day, even the wind chill factor.

This microprocessor-based weather computer has memory to store data and precision infra-red sensing devices built into the outdoor transmitter. And it's very easy to build.

## The finest stereo receiver ever introduced by one of the leaders in audio technology

It's loaded with luxury features that let you adjust your music to your preference.

Special features include a Precision

Tuning System (PTS) that automatically corrects mistuning. 5-section FM tuning capacitor gives you maximum rejection of unwanted signals for lower noise, cleaner sound. Digital frequency readout, center tune meter, and flywheel loaded tuning are just a few of the luxury touches. Complete specifications are in the latest Heathkit Catalog.

## FREE CATALOG

See all the newest innovations in build-it-yourself kits in the latest free Heathkit Catalog. It contains nearly 400 exciting kits for your home, work or pleasure. Send today.



Send to: Heath Company, Dept. 010-622,  
Benton Harbor, MI 49022

Yes, please send me a Heathkit Catalog.  
I am not currently receiving your catalogs.

Name \_\_\_\_\_

Address \_\_\_\_\_

City \_\_\_\_\_ State \_\_\_\_\_

CL-725A Zip \_\_\_\_\_

# Heathkit®

If coupon is missing, write Heath Co.,  
Dept. 010-622,  
Benton Harbor, MI 49022

Heathkit Products are also sold and serviced at Heathkit Electronic Centers (units of Veritechnology Electronics Corporation) in major cities throughout the U.S. See your white pages.

# Get consistent cassette data loading with this **Peak-Reading Meter**

BY EMORY COOK

*Eliminates azimuth and level problems  
in transferring computer  
digital information when using  
inexpensive cassette recorders*



**A**N INEXPENSIVE cassette recorder makes a pretty nifty data storage medium, but getting the computer to accept the data when it is transferred can often be a problem. Generally, what is involved is setting the playback level and the azimuth adjustment just right. Most of these little recorders don't have VU meters, and even if they did, the meters would not be of great use. The rms/average reading given by a VU meter doesn't much count to a computer; it is the peak level that matters.

The project described here, a peak-reading meter that connects between the cassette recorder output jack and the computer port input plug, will be a great help in solving both azimuth and level problems. It follows both positive and negative peaks and responds to whichever is greater in magnitude. The scale is arbitrarily calibrated from 0 to 10 with 2 volts (which is where most computers want to load) falling in a highly expanded region at midscale. A 1-volt signal, therefore, will hardly show, but the 1.23 volts rms of the +4-dBm audio standard level will be easy to see. Current drain is a mere 500  $\mu$ A under quiescent conditions, so the 9-volt battery that powers the meter will last for about its shelf life if you switch the device off when it is not in use. Frequency response, which extends to 20 kHz, is somewhat better than needed for computer work.

**Circuit Operation.** One half of *IC1* responds to positive swings of the input signal, and its output charges *C2* through *D2*. The other half of *IC1* responds to the negative swings and charges *C2* through diode *D3*. When *S2* is in the on position, the voltage developed across *C2* is measured by meter *M1*, which has a resistance of about 2300 ohms. When *S2* is placed in the TEST position, the meter is connected across the 9-volt battery. The value of *R7* is selected so that the meter indicates full scale.

As the battery runs down, the meter will indicate further down scale. The battery should be replaced at an indication of about 5 volts. Any meter can be substituted for the one called for in the Parts List, provided its resistance (with

# For the Best and Latest in Computer Technology... Look to Howard W. Sams & Co., Inc.

There's something for everyone—from those who want to discover what computers are all about to those who are already utilizing computers and programming. The fundamentals . . . programming . . . interfacing . . . logic—we are the complete knowledge source for home, business, educational and professional users.

## The "Starters"



- How To Buy & Use Minicomputers and Microcomputers**  
by Barden.

A single source to buying and using a computer in your home or business to handle recreational or practical tasks from playing games to setting up a burglar alarm. 240 pages, No. 21351, \$9.95

- The Howard W. Sams Crash Course in Microcomputers**  
by Frenzel. **new**

The first complete crash course in microcomputers for everyone—from the average consumer to the Doctor of Science. 264 pages, No. 21634, \$17.50

- Getting Acquainted With Microcomputers**  
by Frenzel.

Gives you a complete working knowledge of the microcomputer—organization, operation, and programming. 288 pages, No. 21486, \$8.95

- Fundamentals of Digital Computers (2nd Ed.)**  
by Spencer.

Unravels the mysteries of computers and programming. 320 pages, No. 21534, \$9.95

- Introduction to Microcomputers for the Ham Shack**  
by Helms.

Gives the radio amateur an opportunity to be in the forefront of utilizing and developing techniques in "computerations." 96 pages, No. 21681, \$4.95

Prepub Offer—Save 10% (expires 3/31/80)

- Microcomputer Primer, (2nd Ed.)**  
by Waite and Pardee. **new**

Completely revised and broadened to reflect the latest advances in microprocessor technology from the new 8-bit microprocessors to solderless breadboards. An excellent starting point for all those interested in computers. Approximately 368 pages, No. 21653. Prepub price—\$10.75. Regular Price—\$11.95

## The "Programmers"

- How to Program Microcomputers**  
by Barden.



A popular, complete guide to assembly language programming of the Intel 8080, Motorola MC6800, and MOS Technology MCS 6502 Microprocessors. 256 pages, No. 21459, \$8.95

- BASIC Programming Primer**  
by Waite and Pardee.

Covers everything from getting organized to writing a game program. 240 pages, No. 21586, \$8.95

- DEBUG: An 8080 Interpretive Debugger**  
by Titus and Titus. **new**

Covers program operation and how it's applied to program development and testing. 112 pages, No. 21536, \$4.95

- 6502 Software Design**  
by Scanlon. **new**

Tells how to program for the 6502 assembly language. Approximately 288 pages, No. 21656, \$9.95\*

- 8080/8085 Software Design, 2 volumes**  
by Titus. **new**

Volume 1 gives you an introduction to assembly language programming. 336 pages, No. 21541, \$9.50—Volume 2 is a unique, one-of-a-kind, computer science book for the design engineer. Written in Intel machine code. 352 pages, No. 21615, \$9.95

Two-volume set No. 21659, \$17.50

- TEA: An 8080/8085 Co-Resident Editor-Assembler**  
by Titus. **new**

256 pages, No. 21628, \$8.95

## The "Computer Technology" Leaders



- The Z-80 Microcomputer Handbook**  
by Barden.

Gives current and prospective users a one-stop source to Z-80 technology—hardware and software aspects and instrumentation problems. 304 pages, No. 21500, \$8.95

- Using the 6800 Microprocessor**  
by Poe.

Acquaints you with the hardware and software of the "6800" fun machine. 176 pages, No. 21512, \$6.95

- Computer Graphics Primer**  
by Waite. **new**

Shows how to create your own graphic affects—from detailed drawings to moving figure animation. Approximately 184 pages, No. 21650, \$12.95

- Microcomputers for Business Applications**  
by Barden.

Explains the various types of microcomputers available, points out pitfalls to avoid, and defines computer-related terms, or "buzzwords" in easy-to-understand language. 256 pages, No. 21583, \$8.95.

## "Interfacing" Bookshelf



- Microcomputer-Analog Converter Software & Hardware Interfacing**  
by Titus, Titus, Rony, and Larsen. **new**

Concepts and techniques of interfacing digital computers to analog devices. 288 pages, No. 21540, \$9.50

- TRS-80 Interfacing**  
by Titus. **new**

192 pages, No. 21633, \$8.95

- Interfacing & Scientific Data Communications Experiments**  
by Rony, Larsen, Titus & Titus. **new**

160 pages, No. 21546, \$5.95

- Microcomputer Interfacing With the 8255 PPI Chip**  
by Goldsbrough. **new**


224 pages, No. 21614, \$8.95

- Z-80 Microprocessor Programming & Interfacing, 2 Volumes**  
by Nichols, Nichols & Rony. **new**

800 pages, No. 21611, \$21.95.

- Introductory Experiments in Digital Electronics and 8080A Microcomputer Programming and Interfacing, 2 Volumes**  
by Rony, Larsen, and Titus. **new**

912 pages, No. 21552, \$20.95



## "Reference" Library

- Computer Dictionary & Handbook (3rd Ed.)**  
by Sippl and Sippl. **new**

The best and latest resource for anyone involved in computers or computer applications. over 900 pages, No. 21632 \$25.95

- Computer Dictionary (3rd Edition)**  
by Sippl and Sippl.

Over 12,000 entries, 640 pages, No. 21652, \$11.95\*

## "Logic" Cookbooks



- CMOS COOKBOOK**

The well-known author, Don Lancaster presents an information-packed guide to this low-cost, fun-to-work with digital logic family. 416 pages, No. 21398, \$10.50

- TTL Cookbook**  
by Lancaster.

336 pages, No. 21035, \$9.50

- The Cheap Video Cookbook**  
by Lancaster.

256 pages, No. 21524, \$5.95

- C Op-Amp Cookbook**  
by Jung.

592 pages, No. 20969, \$12.95

- RTL Cookbook**  
by Lancaster.

240 pages, No. 20715, \$6.50

- TV Typewriter Cookbook**  
by Lancaster.

256 pages, No. 21313, \$9.95

- IC Converter Cookbook**  
by Jung.

576 pages, No. 21527, \$13.95

\* Tentative price

## Look to Sams . . . In the world of computers

### ORDER FORM

**HOWARD W. SAMS & CO., INC.**  
4300 WEST 62ND STREET, P.O. BOX 7092  
INDIANAPOLIS, INDIANA 46206  
(317) 298-5400

Indicate quantity in boxes above and complete ordering information below:

Sub Total \_\_\_\_\_

Add local sales tax where applicable \_\_\_\_\_

GRAND TOTAL \_\_\_\_\_

Bill Me (Shipping and Handling Charge will be added)

Payment Enclosed (No Shipping Handling Charge)

Check  Money Order

Master Charge

Bank Americard/Visa

Exp. Date \_\_\_\_\_

Account No. \_\_\_\_\_

Interbank No. \_\_\_\_\_ (Master Charge Only)

Minimum Credit Card Purchase \$10.00 **S 586**

Please send free 1980 Computer Book Catalog.

Signature \_\_\_\_\_

Name \_\_\_\_\_ Last Middle First

Address \_\_\_\_\_

City \_\_\_\_\_ State \_\_\_\_\_ Zip \_\_\_\_\_

Prices subject to change without notice. All books available from local Sams Distributor. Offer good in U.S. only.

Note: Distributor, computer store and dealer inquiries are welcome.

# SAVE!

MONEY • TIME • FREIGHT

QUALITY STEREO EQUIPMENT AT LOWEST PRICES.

YOUR REQUEST FOR QUOTATION RETURNED SAME DAY.

FACTORY SEALED CARTONS—GUARANTEED AND INSURED.

SAVE ON NAME BRANDS LIKE:

PIONEER	SANSUI
KENWOOD	DYNACO
SHURE	SONY
MARANTZ	KOSS

AND MORE THAN 50 OTHERS BUY THE MODERN WAY BY MAIL—FROM

## illinois audio

BANK CARDS ACCEPTED

12 East Delaware  
Chicago, Illinois 60611  
312-664-0020

CIRCLE NO. 33 ON FREE INFORMATION CARD

## PROFESSIONAL DISCOUNTS

hp HEWLETT PACKARD

HP 67	299.95	HP 38C NEW	124.95
HP 97	399.95	HP 31E	41.95
HP 97	584.95	HP 32E	54.95
HP 33C NEW	99.95	HP 33E	73.95
HP 34C NEW	124.95	HP 37E	59.95
		HP 38E	94.95

HP 41C NEW PROGRAMMABLE...CALL

We are HP's authorized franchise dealer  
all accessories are professionally discounted.

TEXAS INSTRUMENTS  
electronic calculators

TI 35 NEW	\$24.95	TI 5100	39.95
TI 50	33.50	Programmer	48.95
TI 55	34.95	MBA	59.95
TI 58C NEW	109.95	Business Analyst I	21.95
TI 59	209.95	Business Analyst II	39.95
TI 58/59 Libraries	28.95	Business Card NEW	39.95
TI 30 SP	17.95	Language Translator NEW	274.95
PC 100C	146.95	Digital Thermostat NEW	104.95
TI 1750	19.95	Home Computer 99/4 NEW	1150.00
TI 5015	64.95	Sneak & Steal	65.00
TI 5040	89.95	Chrono Alarm 806 31	39.95

ALSO: CASIO, CANNON, APF, SHARP, BSR, SEIKO, CRAIG, SANYO, NORELCO, PHILLIPS, PEARLCORDER, RECORD A CALL, CODE A PHONE, APPLE, ATARI, BORIS and CHESS CHALLENGER.

ATARI 800	\$999.95
APPLE 16K	995.00
SHARP 5813 NEW PROGRAMMABLE	34.95
SHARP 5100 NEW LCD Alphanumeric	94.95
CASIO ML 8G	49.95
BSR SYSTEM X10 Command Chess Challenger	39.95 (14.95 Ea. montale) 89.95

WE WILL BEAT OR MEET ANY COMPETITOR'S PRICE ON MOST ITEMS IF HE HAS MERCHANDISE ON HAND. All units shipped in original factory cartons with accessories according to manufacturers' specifications. CALL TOLL FREE... (800) 854-0523 (outside CA) or (714) 549-7373 (within CA). Visa, MasterCard, money order. Pers. check (2 Wks. to clear); COD accepted. Min. \$4.95 for shipping in USA. All merchandise subject to availability. Prices good with this ad (in limited time only). Send mail orders to DEPT. POPEL-F.

WRITE OR CALL FOR FREE CATALOG.

## computique

3211 South Harbor Blvd., Santa Ana, CA 92704  
6 Stores in California - CALL:  
(714) 549-7373 (800) 854-0523

86 CIRCLE NO. 15 ON FREE INFORMATION CARD

## PEAK READING METER *continued*

an external series resistor if necessary) is about 2300 ohms.

Diode *D1* protects the noninverting input of the upper op amp from damaging negative-going signals (the inverting input of the lower op amp is self-protecting), while *D4* prevents damage to the circuit if the battery is connected backwards. If one wishes to raise the input resistance, the value of *R1* can be as much as 100,000-ohms, which gives about 30,000 ohms of input resistance.

**Construction.** The meter can be assembled in any desired fashion; the use of the pc board shown in Fig. 2 is optional. When installing components, observe the polarity of the four diodes and the two polarized capacitors. A socket for *IC1* can be used if desired. Any type of enclosure can be used to mount the project provided it has enough room for the pc board, the battery and its connector and holder, and a front panel large enough to hold the meter, two jacks, and two switches.

To determine where the 1.5-volt peak appears on the meter face, connect a

fresh 1.5-volt cell between the input (top of *R1*) and ground, and set *S1*, *S2* to ON. Note the meter indication. Double check by reversing the battery connections—the meter should give approximately the same reading.

Make up two patch cords: one to plug into *J1* and the cassette player's output jack; and the other from the computer cassette input part to *J2*.

**Azimuth Adjustment.** Conventional cassette data storage should have a very low error rate—statistically the equal of a 5¼" floppy disk. However, many cassettes "seem to load better" than others. Usually this can be traced to differences in playback-head azimuth adjustment.

Azimuth is the angle that the tape makes as it crosses the gap of record or playback head. If a recorded tape does not pass across the playback-head gap at the same angle that it passed across the record-head gap there is a loss in amplitude. The problem does not exist for cassettes recorded and played back on the same machine, but in other cases, there is the possibility of azimuth

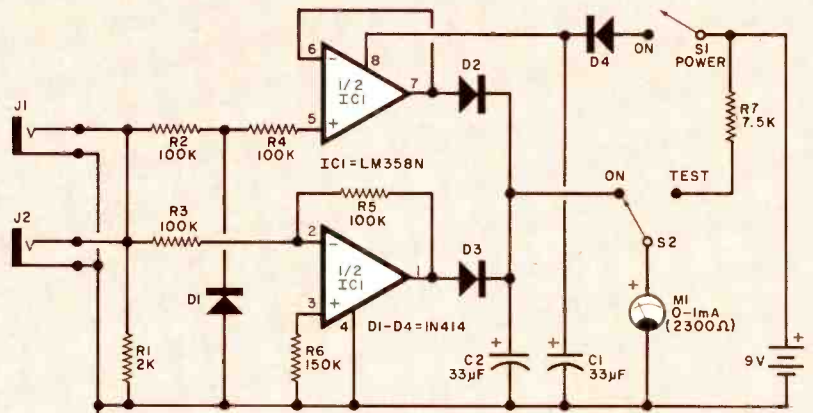


Fig. 1. Both positive and negative signals are used to indicate peak signal level on the meter.

### PARTS LIST

B1—9-V battery, connector and holder  
C1, C2—33- $\mu$ F, 10-V tantalum  
D1 through D4—1N4148  
IC1—LM358N dual op amp (National)  
J1, J2—Miniature phone connectors (Switchcraft 41 or similar)  
M1—1-mA meter (Modutec MD-DMA-001-CC2 or similar)  
P1, P2—Miniature phone jack (Switchcraft 750 or similar)  
S1—Dpst switch  
S2—Dpst switch  
Misc.—Suitable enclosure and panel (H.H. Smith 2377/78 or similar), IC socket (optional), audio cable for interconnect, mounting hardware.

*Note: The following is available from Cook Labs., 375 Ely Ave., Norwalk, CT 06854: Complete kit including case and litho panel, less battery (#PK-80), \$25.90; azimuth test cassette (#AZ-80), \$14.95. Also available separately: etched and drilled pc board (#AZ-B1), \$2.50. Add \$2 for handling/shipping. Connecticut residents please add 7% sales tax.*

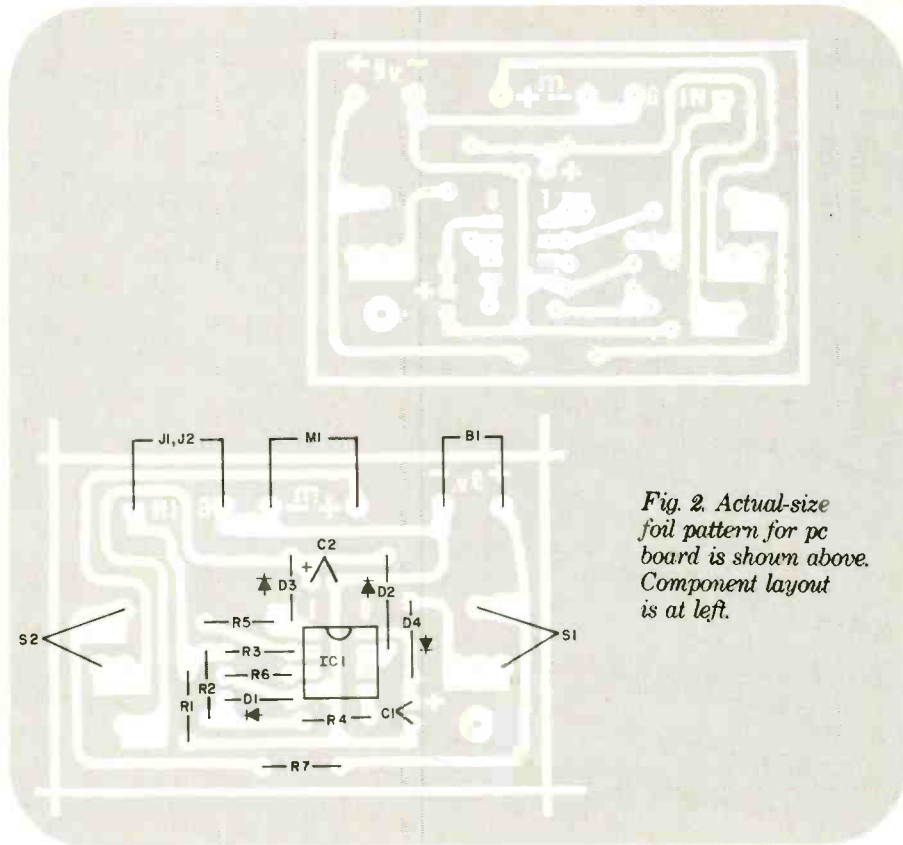


Fig. 2. Actual-size foil pattern for pc board is shown above. Component layout is at left.

mismatch. Or, if the machine used to create "homebrew" tapes has independent record and playback heads, that also can cause an azimuth mismatch.

To check playback-head azimuth, connect the level meter to the audio output of your cassette recorder, play an azimuth calibration tape (see Parts List), and use the cassette recorder volume control to bring the meter indicator to a low- to medium-scale range. Very carefully, adjust the playback-head azimuth to move the meter indicator as far upscale as possible.

Azimuth mechanical adjustment is a function of the particular cassette player you are using, so you will have to search for the mechanical element (usually a screw) that raises or lowers one side of the head. Often, this screw is positioned where it cannot be reached from outside the case. In this event, you will have to (carefully) drill a small hole to gain access to it. (Drill chips in the transport mechanism will *definitely* not enhance the recorder's operation.)

If you are willing to assume that a purchased program tape was made on a professional recorder whose azimuth was correct, then play this instead of the calibration tape and adjust the recorder playback azimuth for maximum meter indication. When you have an important program that was recorded on a machine whose record-head azimuth was

slightly askew, you can reapek your machine's playback azimuth for this particular tape, and record it on your machine for future use. If you do this, don't forget to correct the azimuth of your playback head afterwards.

**Tape Considerations.** Setting correct playback azimuth will correct one problem, and keeping the heads clean and de-gaussed will remove another major cassette-load problem. A commercial tape-head de-gausser, available at most electronic and audio shops, can be used to remove the magnetic fields that are created around tape heads. Commercial head cleaners can be used to remove residue from the heads. Once a head is clean, use only good tapes, especially those marked "drop-out proof." Some general-purpose low-cost audio cassettes may have a dropout here and there, and although these will not greatly affect an audio recording, they could lose a data bit, which is a catastrophe in computer work. In general, good-quality chromium-dioxide *computer* cassettes of C-60 length or shorter will give the best results.

**In Conclusion.** The meter described in this article is simple and relatively inexpensive to build. Nonetheless, it can prove invaluable as a cassette recorder accessory handling digital data. ♦

## Save on Calculators

Model	Your Cost
HP 41C Scient	\$244.95
Card Reader/41C	159.95
Printer 41C	289.95
HP 34C Scient	124.95
HP 38C Bus	124.95
HP 33C Scient	99.95
HP 33E Scient	74.95
HP 37E Bus prog	62.95
HP 32E Adv Scient	58.95
HP 31E Scient	42.95
HP 67 Scient Prog	299.95
HP 97 Scient Print	594.95
HP 29C Scient c/m	139.95
HP 92 Bus Print	399.95

**hp HEWLETT PACKARD**



"C" stands for continuous memory  
We carry an enormous stock of HP accessories. All units come complete. One year guarantee by HP.

### TEXAS INSTRUMENTS

TI-59	209.95	TI-5040	94.95	TI Computer 99 4	54.95
PC100C	146.95	TI-5100	43.95	TI Translator	259.95
PC100A for 59	56.52	TI-5200	Call us	TI Thermostat	109.95
TI-58C	94.95	TI-5225	Call us		
TI-57	49.95	TI-5230	Call us		
TI-55	49.95	TI-5015	62.95		
TI-50	35.95	TI-5025	79.95		
TI-25	28.95	MB-A	58.95		
TI-35	23.95	Bus Card	35.95		
		Data Card	23.95		



Huge inventory of TI accessories on hand at all times, guarantee by TI.

### SPECIALS

320 Seiko watches to choose from	Chronograph Digital SS	119.95
Digiana digital/analog SS	Alarm Chronograph SS	159.95
Carrier type "Tank" Mens, Ladies	Solar Alarm Chronograph SS	159.95
goldtone	Memory Bank Calendar SS	159.95
Musical Alarm Chronograph SS	Alarm Digital Quartz SS	129.95
Wridim Alarm Perp Calndr SS	Multi Alarm Goldtone	199.95
Calculator Watch, Alarm SS	Dual Time Zone Digital	99.95
	Divers 500 FT Quartz #60581	223.95

Large selection Seikos. Also TI, Juvema, Uif, Casio & Gruen

Sony TVs all models Call us  
Sony Betamax SL5400 4 1/2 hrs 979.95  
RCA Select VDT600 6 hrs 1,089.95

Call us  
Craig Translator  
Dictating Machines  
all kinds Call us

Casio Sharp Canon Boris Chess games Victor Sanyo Pearl order Polaroid Panasonic Amana Lutron Apl Atari Navtron and others

Prices are f.o.b. LA. Add \$4.95 for shipping handheld calcs in USA. CA residents add 6% sales tax. We will beat any advertised price if the competition has the goods on hand. Goods subject to availability. Ask for our 130 page catalog. Call Monday thru Saturday, 7AM to 6PM. Outside CA toll free 800-421-8045. In CA, call home.

**OLYMPIC SALES COMPANY, INC.**  
216 South Oxford Avenue • P.O. Box 74545 • Los Angeles, CA 90004  
(213) 391-3911 or (213) 391-1262 • Telex 67-3477

**CIRCLE NO. 50 ON FREE INFORMATION CARD**

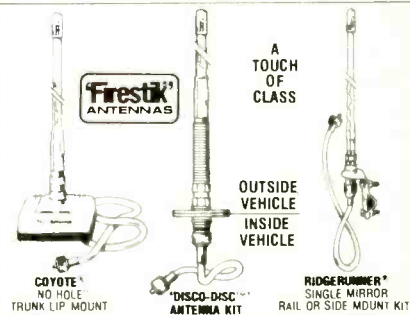
## SEE YOUR DEALER TODAY

DEMAND THE ORIGINAL  
**'Firestik'**

"THE FUEL-SEEKER"  
**DON'T TAKE NO FOR AN ANSWER!!**  
**THE #1 WIRE-WOUND AND MOST COPIED ANTENNA IN THE WORLD!**

Rugged, Shatterproof Fiberglass...  
**CB** Antennas and accessories for marine, RV, truck, auto, van and motorcycles, etc.

Five Colors:  
Spun Gold, Silver-Gray, Black, Red and White.



SEND FOR FREE CATALOG

'Firestik' Antenna Company  
2614 East Adams/Phoenix, AZ 85034

Name \_\_\_\_\_  
Street \_\_\_\_\_  
City \_\_\_\_\_  
State \_\_\_\_\_ Zip \_\_\_\_\_

Our 17th Year Serving  
the CB & Communications Market

**5-YEAR REPLACEMENT WARRANTY**

**CIRCLE NO. 54 ON FREE INFORMATION CARD**

# WHAT'S ON THE AIR BELOW 500 kHz



**T**O MOST of us, that portion of the radio spectrum below the bottom of the AM broadcast band is unknown territory. One major reason for this has been the lack (until recent years) of commercially available, high-performance receiving gear capable of covering these frequencies. Now, however, a number of manufacturers are producing receivers, receiving converters, and compact antennas that make it possible to explore the lower reaches of the spectrum, where wavelengths are often measured in *kilometers*. This, together with the proselytizing efforts of a relatively small group of hobbyists, has stimulated new interest in the long waves.

In this two-part article, we will tour the radio world below 600 meters (500 kHz). It's populated by signals from time and standard-frequency stations, foreign broadcasters, military installations, unlicensed (but legal) experimenters, weather and navigation beacons, radioteletype stations, pulsed radiolocation systems, and a host of other unusual signals. We'll also examine how long-wave radio signals propagate, present a sampler of commercially available receiving equipment, and give details of the relatively unknown license-free "1750-meter" experimenters band.

**Nomenclature.** Before embarking on our tour, let's see just where these frequencies fit in the scheme of things and eliminate some of the confusion that has arisen from the use of different words to mean the same things and the

## Part 1 How long waves (600 meters and below) propagate and what can be heard below the AM broadcast band

use of the same words to mean different things. As you know, the total usable radio spectrum is presently considered to extend from a few hertz to approximately 300 gigahertz ( $300 \times 10^9$  Hz). This immense range of frequencies is broken up into smaller groupings that are easier to deal with. The lowest range, called the extremely low frequencies (elf), has an upper limit of 3 kHz. Above that, extending from 3 to 30 kHz, are the very low frequencies (vlf). Next come the low frequencies (lf), from 30 to 300 kHz. The medium frequencies (mf) extend from 300 to 3000 kHz or 3 MHz. From 3 MHz to 30 MHz are the high frequencies (hf). Above them are the very high frequencies (vhf) from 30 to 300 MHz. The ultra high frequencies


(uhf) extend from 300 to 3000 MHz or 3 GHz. From 3 GHz to 30 GHz are the super high frequencies (shf), and from 30 GHz to 300 GHz, the extremely high frequencies (ehf).

Some people refer to the AM broadcast band as the medium frequencies. Because radio signals can be described by reference to their wavelength as well as by their frequencies, AM broadcast frequencies are also referred to as the medium waves. Actually, the medium frequencies extend above and below the domestic AM broadcast band, so you might come across references to the region between 300 kHz and the bottom of the AM band as medium frequencies or medium waves. Some characterize everything below the AM broadcast band as "low frequencies." For the purpose of this article, we will designate 500 kHz and below (600 meters and down) the *long waves*.

Having agreed on terminology, let's now start our tour of the long wave with a look at their history, which in large part is synonymous with the early history of radio communications in general.

**'Way Back When.** Much of the pioneering work in the field of radio communications was performed on the long waves. In fact, for a long time, the popular view was that the higher frequencies were essentially useless. The intensive use of the long waves during the infancy of radio communications can in large part be explained by the technology of the times. It was much easier to generate substantial amounts of r-f





energy at such wavelengths than at higher frequencies and shorter wavelengths.

The spark gap was the principal means of generating r-f. Designed at the peak of spark-gap technology, the original NAA was the world's first high-power longwave radio station. It was erected in Arlington, Virginia by the U.S. Navy as a 1913 experiment to determine the feasibility of long-distance wireless communications. This station employed a Fessenden synchronous rotary spark transmitter. In the following decade, many government and commercial radio stations were constructed, some on ships and some on shore. They operated on frequencies ranging from several tens of kilohertz to a few hundred kilohertz. At the time, these frequencies were hardly considered *low*!

Such stations were characterized by high-power spark-gap transmitters, very large and costly antennas, and operating wavelengths that measured not feet or meters but miles or kilometers. In those days, most stations communicated on wavelengths of 1000 meters or longer. "Rock-crusher" NAA transmitted on the then relatively short wavelength of 2500 meters. French station YN was

heard by many old-timers listening on this side of the Atlantic on the respectably long wavelength of 15,000 meters—20 kHz! Later, the American Telephone and Telegraph Company scored a long-wave first by establishing a reliable transatlantic voice circuit as early as 1923. The company employed an operating frequency of 55 kHz.

The long waves remained in vogue until the early Twenties, at which time radio amateurs went to higher frequencies to escape the murderous interference from the high-power commercial point-to-point and broadcast stations. These hams made an amazing discovery—the higher the operating frequency, the greater the communications range. When word got out, almost everyone joined the exodus to higher frequencies. The long waves went into a decline that only began to be reversed after the Second World War. Their renaissance in recent years is due in large part to important propagation characteristics that make them superior to the higher frequencies for a number of applications such as radiolocation, certain types of communications, and very precise time-keeping and frequency measurements.

We'll next examine what types of

signals you'll find on the long waves and the services that employ them. It's important to note that a given frequency or band of frequencies is not necessarily allocated to the same service on a worldwide basis. For the purposes of frequency allocation, the International Telecommunications Union (ITU), the organization charged with the responsibility of overseeing the use of the radio spectrum, has divided the globe into three regions. Europe and Africa comprise Region I; the Americas, Region II; and Australasia, Region III. Also, because propagation in the tropics differs considerably from that in other areas, there are tropical "subregions" where frequency allocations may vary to take these differences into account.

**Beacons and Weather Stations.** In years past, the mainstay of aeronavigation was a longwave system called the *radio range*. Although the radio range is somewhat obsolete today, the 200-to-400-kHz radio-range band is still used for aircraft direction-finding. Small, low-power transmitters located at or near airports form a network of electronic range patterns enabling aircraft to home in on them. These stations are being replaced by elements of the more sophisticated *VOR* and *TACAN* systems which operate on vhf and uhf. They are still important navigation aids, however, in remote areas of the United States and Canada, and in other parts of the world. In fact, there are still over 3000 beacons of various kinds around the globe!

A list of selected beacons appears in Table I. You should be able to hear at least one or two beacons if you live anywhere in the United States or southern Canada. Note that these stations use "identifiers" rather than regular call letters to help tie in the ID with station location. Most operate between 190 and 400 kHz at relatively low power. They make for some interesting and challenging DX "catches".

Some stations also transmit continuous aviation and marine weather broadcasts using amplitude modulation. These transmitters can be heard out to approximately 100 miles during the day and 1000 miles or more at night. You'll also find that the frequencies around 500 kHz are active with marine radio traffic. Exactly 500 kHz is an international calling and distress frequency.

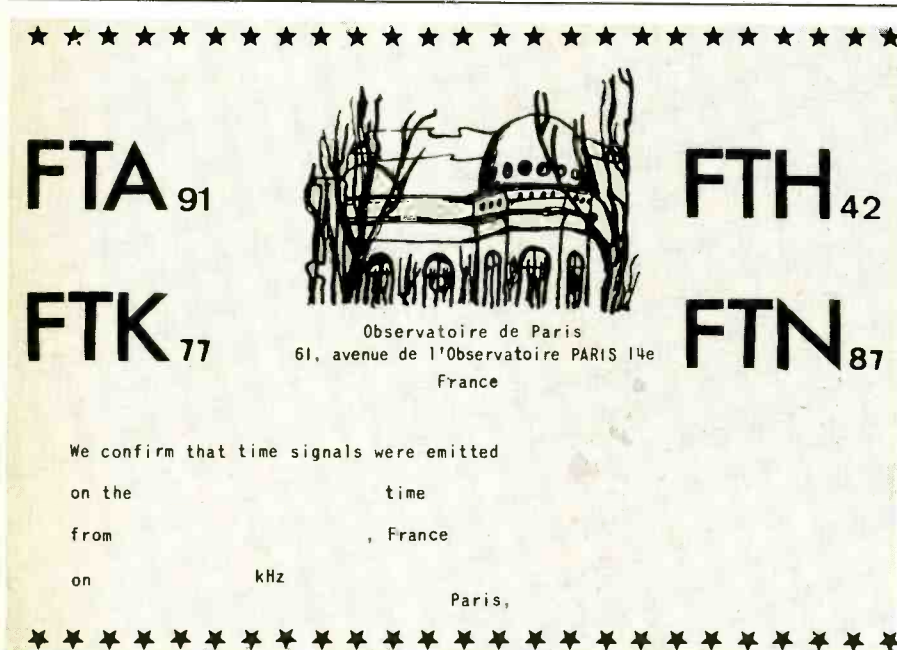


Fig. 1. This QSL card was received from the French time station FTA91, which transmits Coordinated Universal Time (UTC) in Morse code on 91.15 kHz.

### Time and Frequency Standards.

Over the past few years, the long waves have become a popular source of channels for accurate time and frequency standards. Approximately twelve stations around the world now broadcast highly accurate marker signals 24 hours a day; mostly on frequencies below 100 kHz. Why are the long waves especially well suited for this application? They are to a large extent free of the small but, to some users, important errors that result from the variations in signal propagation which affect reception of regular ("shortwave") transmissions of time and frequency stations. The hf signals from such familiar stations as WWV, WWVH and the Canadian CHU are affected by fading, multiple-path reception, and propagation which either make them difficult to receive or unsuitable for use when high accuracy is demanded.

Because the long waves are much less affected by propagation irregularities and thus make steady, reliable reception possible, many of the agencies that provide such services have set up longwave installations. Much of this interest is new-found, but not all. One of the first broadcast time services, provided by British station GBR, was instituted in 1926. At the time it first went on the air, it was reported to be the world's most powerful radio station. Even today, its 16-kHz signal is widely received in the United States. The station boasts a frequency accuracy of better than 5 parts in  $10^{10}$ , or 5 parts in 10,000,000,000! Table II lists the world's major low-band standard time and frequency stations, including WWVR, the National Bureau of Standards station transmitting on 60 kHz.

Shown in Fig. 1 is a QSL card from French Station FTA91, which is operated by the Paris Observatory. Its frequency is 91.15 kHz and transmitter power is 45 kilowatts. This station is heard all over Europe broadcasting Coordinated Universal Time (UTC, the successor to Greenwich Mean Time or GMT) in Morse Code.

**Radio location.** The stability of propagation phenomena on the long waves, coupled with the fact that such signals tend to cover vast areas by following the curvature of the earth, has made these frequencies very useful to radiolocation services such as LORAN and OMEGA.

The LORAN-C system is used primarily by both ships and planes to accurately determine position anywhere in the coverage area, which now encompasses more than 16 million square miles. LORAN-C can tell you where you are, with 1/4-mile accuracy, and let you return to within 50 to 300 feet of that same spot, time after time. It operates continuously, no matter what the weather, and is accurate, dependable and cost-efficient. LORAN-C is an advanced version of LORAN-A, an almost obsolete service that shares the 160-meter band with radio amateurs.

LORAN-C is used by the merchant marine, commercial fishermen, tugboats, charter boats, and pleasure boaters. This year, coverage will be available in all coastal waters of the U.S. mainland except those off the northern coast of Alaska, and the system will have replaced the older, less accurate LORAN-A. A two-year overlap is being provided before the LORAN-A transmitters are turned off.

positions using this system.

For best results, a fully automatic LORAN-C receiver should be used. If ultimate accuracy is not required, a semiautomatic, manual or combination LORAN-A/LORAN-C receiver is acceptable. Those who merely want to tune in a LORAN-C transmitter and hear what one sounds like can use any standard communications receiver that tunes down to 100 kHz. LORAN-C transmitters operate on that frequency and can be readily identified by their characteristic pulsating sound.

On even longer wavelengths than LORAN-C is the OMEGA navigation system, which began operation in the late 1960's. It works somewhat like LORAN, but in the region of from 10 to 14 kHz, which is more stable from a propagation standpoint than the somewhat higher frequencies used by LORAN-C. Its range, more than 8000 miles, is greater than that of LORAN. A network of only eight stations is enough to cover the entire world, day and night.

*Fig. 2. Radiolocation by LORAN-C signals and charts. A special receiver directs the user to two curved "lines of position." The intersection of these lines pinpoints receiver location.*



LORAN-C transmitters operate in chains, sending out pulsed 100-kHz signals. A special LORAN-C receiver at the position to be determined measures the slight difference in time between the arrivals of signals from a pair of transmitters spaced hundreds of miles apart. This time difference, measured in microseconds, is read off a display in the receiver and correlated with a curved "line of position" on a LORAN-C chart. The receiver is then turned to a different pair of transmitters and a second time difference determined. This is correlated with a second curved line of position on the LORAN-C chart. The intersection of the two "lines of position" allows the user to identify his specific location. A sample LORAN-C chart, shown in Fig. 2, illustrates how vessels can plot their

The longer wavelengths OMEGA employs are, to some extent, able to penetrate water, making it possible for submerged submarines to determine their positions.

You can hardly miss the strange-sounding OMEGA transmissions, and you might even hear signals from ALPHA, the somewhat similar Russian longwave radiolocation system. Another, slightly older system you might also hear is DECCA. Look for its carriers around 71, 85, and 113 kHz. None of the transmitters associated with these systems broadcasts a recognizable identification, but you can hardly miss hearing their signals. You're a bit too late, though, to hear an unusual type of longwave transmission called CONSO-LAN which has been rendered obsolete

by LORAN-C and OMEGA. For years, navigators charted their way across the Atlantic aided by such CONSOLAN stations as the 194-kHz TUK located at Nantucket, Massachusetts. A CONSO-LAN station broadcast a special sequence of dits and dahs which enabled a navigator to determine an approximate bearing with respect to that station. He did this by counting the number of dits and dahs he heard and then plotting the information on a special chart. He could then cross-reference this bearing with two other bearings (such as from LO-RAN or other CONSOLAN stations, a celestial "sun-shot" or a radio bearing) to get a fairly accurate fix on his position. The 2000-watt Nantucket station is still on the air, but when CONSO-LAN was phased out a few years ago, it became an ordinary radio beacon.

**Broadcasters.** The 150-to-285-kHz band is a popular broadcast band in Europe, Africa, and some parts of Asia. Range is usually much greater than that on the domestic AM broadcast band. A number of Americans were first exposed to long-wave broadcasting during service in World War II and in the occupation following it. While they were overseas, they discovered the many good musical programs that Europeans could tune in on the long waves. There are few longwave broadcast enthusiasts in this country, however, and most SWL clubs don't pay much attention to LW/BC DXing. This is primarily because relatively few receivers cover it, and it's also tough to pull the broadcasters through the heavy interference from the many beacon and weather stations in the Western Hemisphere.

Broadcasters, like many long wave users, tend to employ super-high-power transmitters and very large antennas to make received signals as strong as possible. What do transmitting tubes that can handle large amounts of power look like? Shown in Fig. 3 is an Eimac X-2159 water-cooled power tetrode rated at a plate dissipation of 1250 kilowatts (1.25 megawatts) and a typical class-C r-f output power of 2.158 megawatts! It is designed for use in megawatt-range medium- and longwave transmitters. This giant tube weighs 175 lb (80 kg), is more than 25 inches (64 cm) high, and has a diameter of 17 inches (43 cm). The tetrode's two-

section filament requires 700 amperes at 18.5 volts per section!

Table III is a list of some of the broadcast stations using the long waves, many of which can be received in the continental U.S. All run power levels of *one megawatt* or more. Besides these super-power stations, there are low-power broadcasters in, among other countries, the United Kingdom, Denmark, Iceland, Finland, Norway, Sweden, Algeria, and Morocco. Note that most longwave broadcasters do not use call signs.


**The Military.** Longwave signals follow the curvature of the earth over vast distances, and can even penetrate to short depths beneath the ocean's surface. These and other characteristics make the long waves well suited for the ultrareliable world-wide communications that the Armed Forces require. The Navy, in particular, is interested in the long waves because they offer the ability to communicate reliably with submerged submarines—something that's just not possible on the higher frequen-

cies. Accordingly, it operates very high-power stations in such far-flung locations as San Francisco; Cutler, Maine; and the Canal Zone on frequencies between 15 and 30 kHz. They enable the Navy to maintain dependable, world-wide communications almost unaffected by propagation conditions and solar activity. Tuning around the long waves you'll hear such Naval calls as NPG, NBA, NPM, and NSS on both CW and RTTY. Many of these stations operate continuously, and reception is usually very steady. The beginner who would like to improve his proficiency in Morse Code will find some excellent practice material free for the asking.

**Other Longwave Users.** There are a number of stations operating below 600 meters, including those operated by such news services as the Associated Press. So they, too, can be put to good use for code practice. Many use radioteletype, which makes it possible to adjust and calibrate RTTY receiving equipment using their very stable transmissions. As we'll see later, there's a sort of ham band down there, too—the so-called "1750-meter experimenters band," where low-power transmissions are allowed by the FCC without a license of any kind.

Below approximately 3 kHz is a *strange* world where wavelengths are measured in hundreds or thousands of kilometers or miles. Not much is really known about this portion of the radio spectrum where frequencies overlap on what we know as "audio." There have been experiments on frequencies lower than 100 Hz, most of them employing digital techniques and very narrow bandwidths. The military is especially interested in the communications potential of these lowest of frequencies.

The long waves have many other applications besides wireless communications. For example, many "wireless" intercoms operate between 130 and 200 kHz. These low frequencies are used to prevent interference with standard AM broadcast reception and excessive radiation from the house wiring that carries the signals. Digital watches also make use of low-frequency oscillations for timekeeping. They contain miniature oscillators whose operating frequencies, usually 32.768 kHz, are derived from quartz crystals. You might be able to



U.S. Coast Guard Photo

*Two workers are dwarfed by the 40-foot tapped inductor helix at OMEGA station at Aldra, Norway.*

see or hear the output of a digital watch if you have a sensitive oscilloscope, a frequency counter with a high-gain preamplifying probe, or a sensitive long-wave receiver. Ultrasonic cleaners, such as those used by industrial firms and jewelers, make use of the fact that ultrasonic sound waves generated by a transducer in a liquid-filled tank can do wonders in cleaning the inaccessible nooks and crannies of delicate jewelry and watches. A typical ultrasonic cleaner employs a powerful oscillator operating at between 25 and 50 kHz whose output is used to drive a piezoelectric transducer. My own 100-watt, 41-kHz Heathkit cleaner puts out a healthy dose of longwave radio-frequency energy that hopefully won't set any DX records!

**Whistlers.** One source of signals found in the longwave portion of the spectrum isn't human at all—it's a natural phenomenon known as "whistlers," one of radio's oldest mysteries. Whistlers are believed to emanate from lightning discharges in the earth's atmosphere. According to the prevalent theory, the lightning discharges disturb the earth's magnetic field, resulting in the generation of electromagnetic "signals". Whistlers can sometimes be heard on longwave receivers and even on long, high-gain audio lines. (The lines act as antennas of sorts.) Whistlers have been variously described as rushing noises, strange hisses, whistles descending in pitch, and even as a "dawn chorus" heard at sunrise, akin to the sound of birds at dawn.

**Propagation.** How do signals propagate at these low frequencies? There's no blanket answer to this question because much depends on just *how low* the frequencies are. At the high-frequency end of the long waves, around 500 kHz, propagation isn't much different from that of the AM broadcast band or the 160-meter amateur band. Daytime propagation is limited to ground wave

Courtesy of EIMAC, Div. of Varian Corp.

*Fig. 3. Giant power vacuum tube typically found in longwave transmitters.*

*This water-cooled tetrode weighs 175 lb (80 kg) and has a rated plate dissipation of 1.25 megawatts!*




U.S. Coast Guard Photo



Two views of the 1500-foot antenna tower at OMEGA Station H in Tsu-Shima, Japan. Surrounding islands were used to anchor guy wires. Ten feet wide, the structure is tallest in Orient.

U.S. Coast Guard Photo



(one hundred miles or so), and nightfall extends reception out to several thousand miles. As the frequency of interest decreases, however, say to 100 kHz or less, signals tend to propagate in "duct-like" or waveguide fashion. The ground-wave travels over greatly extended distances because it hugs the earth and follows its curvature. The very low frequencies can easily travel halfway around the world, and even penetrate a short distance beneath the surface of the ocean!

There are several reasons why long waves propagate as they do. The ionosphere, that highly charged or "ionized" region of the earth's atmosphere that extends from 30 to 250 miles above the surface, tends to act like a duct or "rubber waveguide" for signals with very long wavelengths. This is at least partially explained by the fact that the altitude of the ionosphere is comparable to the wavelengths of radio signals at these frequencies. Also, although medium- and high-frequency signals tend to be absorbed by the lower layers of the ionosphere and by the earth itself, the long waves are usually absorbed to a much lesser extent. Furthermore, the reflectivity of the ionosphere with respect to longwave signals tends to remain fairly constant, making long-distance communications on the long waves much more stable than those on higher frequencies on hourly, daily, and seasonal basis. This is one reason why longwave broadcasting is so popular in many parts of the world—stations operating on these low frequencies can be heard coming through "loud and clear" morning, noon or night, every day of the year.

During the daytime, longwave propagation is almost exclusively by ground waves traveling close to the surface of the earth. Over land paths, maximum distances are reduced by absorption caused by ohmic resistance of the ground. This is much less of a problem, however, than it is at medium or high frequencies. For a given level of transmitter power, ground-wave range is much greater on the longer wavelengths than on short waves. At the lowest frequencies, it can become global in scope. To benefit from the DX possibilities of the long waves, however, transmitter power must be high and antennas large. At the lowest frequencies, an-

tennas may be found strung between mountains or even *buried* in the earth! There is *some* sky-wave propagation of the long waves. As frequencies increase and approach the medium waves (around 300 kHz or so), sky-wave propagation becomes more common, especially at night. Actually, if there were *no* sky-wave propagation, there would be no fading or any change at all in received signal strength at great distances from the transmitting site. There often is some fading, particularly at the higher long-wave frequencies, attesting to the existence of sky waves. During the daytime, the lower frequencies tend to be slightly reflected from the *D* or lowest layer of the ionosphere. At night, the *D* and *E* layers mostly disappear and absorption of radio signals decreases dramatically. Signals can then be reflected back to earth from the highest ionospheric *F* layers as sky-wave or skip signals. Because of phase differences, the sky wave tends to destruc-

**TABLE I  
SELECTED BEACONS AND  
WEATHER STATIONS**

Call	Location	Frequency (kHz)
SFI	Petaluma CA	192
SOG	Norwood, MA	201
EZ	Elizabeth, NJ	208
ZFP	Freeport, Bahamas	209
UKT	Quakertown, PA	210
UCF	Cienfuegos, Cuba	212
BH	Birmingham, AL	224
LG	Long Beach, CA	233
GNI	Grand Isle, LA	236
YZE	Gore Bay, Ontario, Canada	245
YWG	Winnipeg, Manitoba, Canada	248
HZ	Halifax, Nova Scotia, Canada	248
MFR	Medford, OR	263
VKN	Montpelier, VT	268
AUH	Aurora, NE	278
IA	Houston, TX	326
ZIY	Grand Cayman, BWI	344
AAA	Lincoln, IL	329
ICL	Clarinda, IA	350
AK	Akron, OH	362
LEO	Leon, Mexico	365
ZP	Sandspit, British Columbia, Canada	368
5E	Ringes Island, N.W.T., Canada	380
PCZ	Waupaca, WI	382
DDP	San Juan, Puerto Rico	391
ZBB	Bimini, Bahamas	397
EWP	Newport, AR	400

tively interfere with the ground-wave if both are incident upon the receiving antenna. This causes fading and "jitter" in reception. At the lower frequencies, sky-wave propagation and the attendant phasing effect become less and less

pronounced. Their absence makes for superb, rock-steady signal reception—most uncommon in hf communications.

**Noise.** Of course, there is an important limiting factor in longwave communica-


tions. It is atmospheric noise or QRN. High noise levels plague the long waves, with the tropical regions being the worst. Thunderstorm static can be horrendous, as longwave listeners (LWLs) will readily attest. Severe thunderstorms in the vicinity of your longwave receiver can easily increase your noise level *90 dB or more!* To overcome the high noise levels and improve the signal-to-noise ratio at the receiver, transmitting power must be very high. This is really the only way to get a jump on the QRN because in most cases it's not practical to build Yagi beams or other high-gain directional antennas for these wavelengths. Can you imagine how big a 5-element, rotatable beam cut for 10 kHz would be? About the only partial remedy in the way of antennas is to use a slightly directive, noise-cancelling antenna such as a loop or "wave" antenna at the receiver.

The high atmospheric noise level is a major impediment to experimental communications on the so-called "1750-meter band" which we'll cover in the second part of this article. Transmitter power is limited on that band to only one watt! Line-noise RFI is a big problem, too. It is much more bothersome than on the higher frequencies. Electric light dimmers, motors, heating pads, household appliances, and "leaky" power lines are major sources of electrical noise that interferes with experimenter communications.

Owing to high noise levels at most big-city and suburban locations, many of the more serious LWLs (much like amateur astronomers) pack their gear and go to the mountains or seashore to escape man-made interference. Portable loop antennas and battery-powered transmitters, receivers, and receiving converters make this a fairly practical enterprise.

This concludes Part One of this article. In Part Two, we'll take a look at equipment that can be used for longwave listening and give details about the 160-to-190-kHz, license-free experimenters band. ◇

**Acknowledgements:** Mr. W.R. McIntosh, Publisher of the LWCA *Lowdown*, and Ken Cornell, W2IMB, for technical assistance. *The Lowdown* was used with permission as the author's source of much of the receiving equipment, beacon, and 1750-meter information.



LORAN-C transmitter at St. Paul Is., Alaska, has a 625-foot antenna.

**TABLE II  
LONGWAVE TIME AND  
FREQUENCY STATIONS  
AROUND THE WORLD**

Call	Location	Frequency (kHz)
GBR	Rugby, England	16
NBA	Canal Zone (Panama)	24
JG2AS	Chiba, Japan	40
RTZ	Irkutsk, USSR	50
OMA	Prague, Czechoslovakia	50
MSF	Rugby, England	60
WWVB	Fort Collins, Colorado	60
HBG	Prangins, Switzerland	75
DCF77	Mainflingen, Germany	77.5
FTA91	Paris, France	91.15
DGI	Oranienburg, Germany	185

**TABLE III  
SELECTED LONGWAVE  
BROADCASTING  
STATIONS**

Location	Frequency (kHz)
Brasov, Romania	155
Khabarovsk, USSR	155
Allouis, France	164
Minsk, USSR	164
Moscow, USSR	173
Saarlouis, Germany	180
Ankara, Turkey	182
Konigswusterhausen, Germany	185
Birobidjan, USSR	191
Blagoveshensk, USSR	191
Monte Carlo, Monaco	218
Konstantynow, Poland	227
Jinglinster, Luxembourg	236
Leningrad, USSR	236
Vladivostok, USSR	245
Tipasa, Algeria	251
Irkutsk, USSR	263
Moscow, USSR	263
Uherske, Czechoslovakia	272

**FOR MORE INFORMATION**

*The Long Wave Club of America*, Box 33188, Granada Hills, CA 91344, publishes the bimonthly *Lowdown* and other items of interest to the LWL. Membership dues of \$6 annually includes a subscription to the *Lowdown*. For more information, send a large, self-addressed envelope with two units of first-class postage attached.

*The National Radio Club Publications Center*, Box 401, Gales Ferry, CT 06335, offers reprints of various articles dealing with the long waves.

*The U.S. Government Printing Office*, Washington, DC 20402, offers a number of publications dealing with longwave beacons and broadcasters, such as *Airman's Information Manual*, *Location Identifiers*, and *Broadcasting Stations of the World*.





# Hobby Scene



By John McVeigh, Technical Editor

## MIKE TRANSFORMER SUBSTITUTE

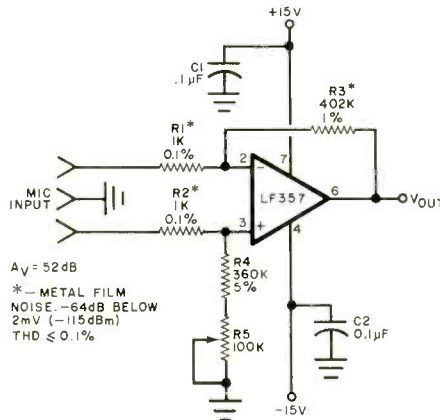
**Q.** Have you investigated the cost of line-matching transformers recently? I'm sure there's a cheaper way to match low-impedance balanced microphones to high-impedance unbalanced inputs. Can you tell us what type of miniature transformer the manufacturers use and show us how to build our own for a lot less?—Doug Hustine, Clovis, CA.

**A.** No, I cannot show you how to build one for a lot less. There's much more to line-matching transformers than impedance transformation. These devices must be manufactured in such a way that there is a high degree of symmetry between each end of the primary winding and the primary's center tap. Otherwise, rejection of common-mode signals will not be optimal. Also, the transformer design must include electrostatic shielding. Finally, quality transformers are designed to minimize the amount of harmonic distortion they introduce. All this points to the fact that high-quality input matching transformers can not be made at low cost.

However, I can show you a relatively inexpensive solid-state substitute for a line-matching transformer. The circuit shown schematically in the figure is taken from National Semiconductor's *Audio Handbook*. It takes advantage of the inherent ability of an operational amplifier to amplify differential signals while simultaneously rejecting common-mode ones. A FET-input op amp (LF357) is employed as a differential amplifier. This

device, which is now being sold by some of the semiconductor dealers who advertise in the Electronics Market Place section of this magazine, was selected over quieter op amps because of its large common-mode rejection ratio.

Input resistors  $R1$  and  $R2$  are selected to be large compared to the source impedance



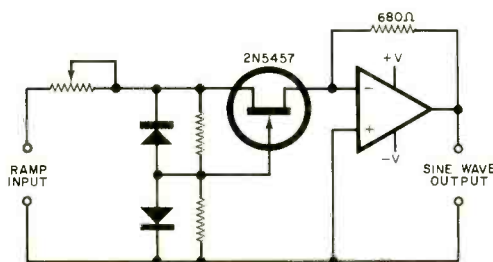
but as small as possible to achieve a good compromise between input loading effects and low-noise performance. The common-mode rejection ratio of the LF357 is rated at 100 dB so, if the input resistors are perfectly matched, this figure represents the highest attainable CMRR. The effect of resistor matching on CMRR is critical because the

## SINE-WAVE CONVERTER (CONTINUED)

**Q.** In the October 1979 issue, you discussed the use of a voltage-controlled filter for the conversion into sine waves of ramp, sawtooth, or square-wave VCO output signals. May I offer a much simpler circuit that I included in my sweep generator? Your readers might find it useful.—Cyrus W. Roton, Ridgecrest, CA.

**A.** Sure! I'm always glad to receive suggestions from readers. Cy's circuit is shown in the figure. I'll let him take it from here. "The input waveform is a symmetrical ramp of fixed

amplitude, approximately 6 volts peak-to-peak. The input amplitude and the 2000-ohm potentiometer are adjusted for the best-looking output waveform and the smallest amount of harmonic distortion (which can be 1% or less, depending on the components used and symmetry of the input waveform). If a p-channel FET is to be used, reverse the polarities of the 1N914 steering diodes. The 680-ohm feedback resistor was selected for best results with the particular FET I used. The high-frequency response of the circuit is limited mainly by the slew rate of the op amp."



amplifier's ability to reject common-mode interference assumes that exactly the same signal voltage is simultaneously present at both the inverting and noninverting inputs. Any mismatch between resistance values will result in the creation of a differential signal that will be amplified by the op amp.

The use of 0.1% tolerance resistors for the asterisked components and a careful adjustment of  $R5$  for minimum output when the op amp is driven by a common-mode signal, a CMRR of almost 100 dB can be achieved. Using 1% tolerance resistors will degrade the common-mode rejection ratio to approximately 80 dB. Substituting an LF356 op amp for the LF357 will reduce the circuit's slew rate from 50 to 12 volts/microsecond and its unity-gain bandwidth from 20 to 5 MHz.

This circuit can be built for less than the cost of a high-quality matching transformer. It can be powered by a battery supply, an advantage if portability is desired. Due to the thermal noise contributions of the relatively large input resistors, the circuit is not as quiet as others that appear in the National Semiconductor *Audio Handbook*. It is simpler than the more quiet designs, however, and it uses few components, eliminates the need for a costly transformer, and offers a high degree of hum rejection.

## MAGNETOSTRICTION

**Q.** My television emits a high-frequency sound which, quite frankly, drives me crazy! Is there any way to get rid of it?—Jon Dattoro, Boston, MA.

**A.** The source of the high-frequency sound is a component in the horizontal section of the television receiver that is acting as a transducer, converting an electrical signal into sound waves.

Usually, the sound is generated by the horizontal output transformer due to the effects of *magnetostriction*—that is, the physical deformation of a ferromagnetic object caused by a change in its state of magnetization. The horizontal output transformer is excited by a high-level sawtooth waveform at the horizontal sweep frequency, resulting in a constantly changing magnetic field around the core of the transformer. The core deforms in step with changes in the magnetic field, and in doing so generates sound waves in the surrounding air. The frequency of the sound is 15,750 Hz, the horizontal sweep frequency, and its amplitude can be very large.

There is not much you can do about this very annoying problem. You cannot prevent magnetostriction, and any attempt to damp out the sonic energy will probably interfere with adequate ventilation of the television receiver. You can, however, give up television (!) for a few years. Most children can hear as high as 15,750 Hz and even beyond; but as they age, the upper limit of their hearing falls off. Some middle-age people are hard-pressed to hear 10,000 Hz. So, although the high-frequency sound is now very annoying, eventually you won't be able to hear it.

Have a problem or question in circuitry, components, parts availability, etc? Send it to the Hobby Scene Editor, POPULAR ELECTRONICS, One Park Ave., New York, N.Y. 10016. Though all letters can't be answered individually, those with wide interest will be published.

7400 TTL	7400 TTL CON'T	T.I./M.M.I. 74LS241
7400 .18	74107 .35	74LS240 IN 74LS244
7408 .21	74141 .85	74LS243 STOCK 74LS373
7410 .18	74155 .80	74LS374 LIMIT \$2.45
7412 .34	74157 .80	
7413 .65	74161 .85	
7416 .32	74165 .85	
7420 .20	74175 .90	
7425 .30	74181 1.35	ULN2001 8216
7427 .32	74195 .95	BUS DRIV \$1.99
7437 .28	74279 .75	High-current Drivers
7438 .28	74367 .75	Darlingtons 75c
7440 .18	74393 1.95	
7451 .18	MISC TTL	
7454 .18	74LS00 .40	I.C. 1979
7454 .18	74LS03 .35	MASTER \$34.95
7474 .35	74LS09 .55	
7475 .55	74LS20 .40	
7485 .85	74LS26 .50	
7490 .40	74LS27 .45	
7492 .50	74LS74 .99	
7493 .50	74LS122 .55	
7495 .70	74LS157 1.50	

2114L 1024 X4 Static	\$4.75
450 ns	
2708 450ns AMD, SGS	\$8.50
1024 X8 EPRM	

LOGIC PROBE KIT	SOROC TERMINAL
CSC \$17.95	10 120 \$759.00

**CONCORD COMPUTER COMPONENTS**  
 1973 SO. STATE COLLEGE - ANAHEIM, CA. 92806  
 Visa - Master Charge Minimum Order - 10.00  
 Check or M.O. (714) 937-0641 Add 1.00 for Frt.  
 No COD Cal. Res. add 6%

CIRCLE NO. 14 ON FREE INFORMATION CARD

**Put us on the shelf with your other classics.**

MK II

**DIMENSION LAB SERIES**

We wrote the book on miniature speakers, from Design to Production! Our five models speak for themselves in total performance, styling, and features that are found in no other speakers... such as, Solid Walnut Cabinetry, full 12 db cross-over network, a specially designed cone with our exclusive rubber surround, and a deep throw speaker basket. These are just a few of the reasons why our Bass is unequaled in the Industry. "Dimension Minis" are Proven best by listening test!"

Come in for a demonstration and judge for yourself.

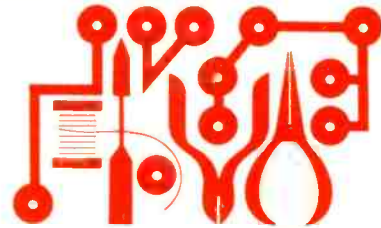
See and Hear the New Dimension in Sound at Your Local Stereo Dealer.

**DIMENSION**  
 819 S. Kraemer • Placentia, CA 92670  
 (714) 630-5440

Representative and Dealer Inquiries Welcome

CIRCLE NO. 18 ON FREE INFORMATION CARD

# Experimenter's Corner



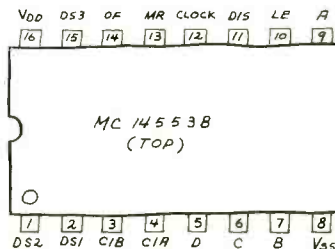
By Forrest M. Mims

## DO-IT-YOURSELF COUNTERS

**T**HE MC14553B is a 3-decade BCD CMOS counter that you can use to make various event and frequency counters. Each of the three counter stages in this chip is teamed to a set of latches, which are registers comprising four flip-flops permitting the count at any given instant to be sampled and stored. The displayed count is thus periodically updated and "frozen" on the associated digital readout while the counters continue counting. This flexibility and the other attributes (modest power consumption, relatively high counting capabilities in a single IC) make the MC14553B ideally suited for use in many experimenter projects. Let's take a closer look at this chip.

**MC14553B Operation.** Figure 1 is the pin outline of the MC14553B. Here's an explanation of the pin functions:

- **CLOCK** (pin 12)—Counter input.
- **LE** (pin 10)—Latch Enable. When LE is at logic 1, the latch is loaded with the current count.
- **DIS** (pin 11)—Disable. Must be at logic 0 for counting to occur. Inhibits the input (blocks incoming clock pulses) when at logic 1.



$$+3V \leq V_{DD} \leq +18V$$

$$V_{SS} = \text{GROUND}$$

Fig. 1. Pin arrangement of the MC14553B counter.

- **MR** (pin 13)—Master Reset. Must be at logic 0 for normal operation. Resets all four BCD outputs to logic 0 when brought to logic 1. Keep LE at logic 1 during reset operations to preserve the latest count in the latch.
  - **A, B, C, D** (pins 9, 7, 6, 5)—BCD outputs (TTL compatible).
  - **DS1, DS2, DS3** (pins 2, 1, 15)—Digit select outputs (TTL compatible).
  - **C1A, C1B** (pins 4 and 3)—Connection points for the external capacitor that controls the speed of the on-chip digit-select multiplex oscillator.
  - **OF** (pin 14)—Overflow Output. Normally at logic 0, this pin goes to logic 1 when count exceeds 999.
- Having acquainted ourselves with the basic layout of the MC14553B, let's now examine some circuits designed around this versatile IC.

**Three-Decade Event Counter.** A very simple application for the MC14553B is the three-decade event counter shown in Fig. 2. This circuit will count pulses arriving at pin 12 of the MC14553B when both



cy counter. This network consists of a crystal-controlled timebase employing an MM5369 IC oscillator/divider and four NAND gates. The MM5369 generates a 60-Hz pulse train when it is connected to a readily available 3.579545-MHz color-television crystal and a few passive components. A 4017 CMOS decade counter connected as a divide-by-six counter divides the output of the MM5369 into a 10-Hz signal. An additional 4017 connected as a divide-by-ten counter divides the 10-Hz output of the first counter into a 1-Hz pulse train. The frequency of a counter's timebase determines the resolution of that counter. For example, a 10-Hz timebase samples the accumulated count and updates the display ten times each second, but this means that the frequency shown on the display is only one tenth of the actual frequency. A 1-Hz timebase causes the readout to be updated only once each second, but the displayed frequency is the actual frequency of the input signal.

Both the timebase and the input signal whose frequency is to be counted are applied to a control circuit made up of all four gates in a 4011 CMOS quad NAND gate. One gate allows the input signal to reach the counter during each timebase cycle. A second gate is connected as a half-monostable which activates the *Latch Enable* input of the counter. This results in the storage of the total count accumulated during one timebase period. The remaining two gates strobe the *Master Reset* input of the counter after each counting interval to clear the counters prior to the next count cycle.

The accuracy of the frequency counter is of course dependent upon the accuracy of the timebase oscillator. National Semiconductor, the manufacturer of the MM5369 suggests capacitance values of 30 pF for *C1* and 6.36 pF for *C2*. For best results, use a small trimmer capacitor (0-to-30-pF or similar) for *C2*. Carefully adjust it until the output frequency at pin 7 of the MM5369 is 3.579545 MHz.

You'll need a frequency counter of known accuracy for this calibration procedure. If you don't have one, a polite request directed to a college electrical engineering department or an electronics repair shop might result in permission to use a counter for the few minutes it takes to adjust *C2*. Incidentally, you can use a "gimmick"

capacitor consisting of two lengths of twisted wrapping wire for *C2*. Start with a 2-inch length and carefully trim short bits from the free end of the twisted pair until the correct frequency is obtained.

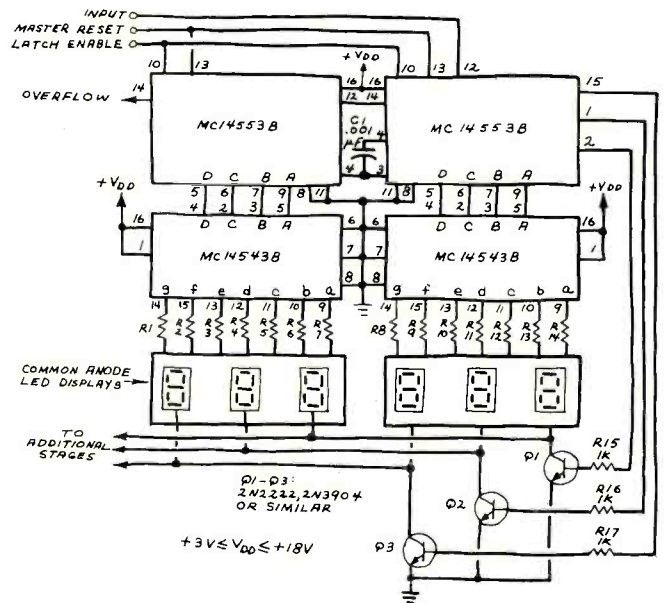


Fig. 3. Circuit for a six-digit event counter made from cascaded MC14553Bs.

There's an alternative procedure you can follow to adjust the counter's timebase. It requires a 100-kHz or 1-MHz crystal-controlled oscillator whose output is rich in harmonics (such as a crystal

# What makes this probe so popular?

You decide! CSC's Logic Probe 1 delivers high-speed performance for only \$50\* So you can work with pulses down to 50 nsec, at frequencies to 10 MHz, reading separate High and Low indicating LEDs, driven by dual-threshold window comparators for extra accuracy.

Our pulse detector/stretcher is smart enough to light the Pulse LED on either + or - pulse edge.

There's a memory mode to latch the Pulse LED on low-rep-rate and one-shot events. The logic family switch sets the proper thresholds. And we even give you reverse and overvoltage protection.

It all adds up to the smarter tool you can't afford to be without. For more information, CALL TOLL-FREE 1-800-243-6077 (during business hours, Eastern Time, except in Connecticut).

Smarter tools for testing and design.

CONTINENTAL SPECIALTIES CORPORATION



70 Fulton Terrace,  
New Haven, CT 06509  
(203) 624-3103

\*Suggested U.S. resale.  
Available at selected  
local distributors

Prices, specifications subject to change without notice. © Copyright 1979 Continental Specialties Corporation

CIRCLE NO. 16 ON FREE INFORMATION CARD

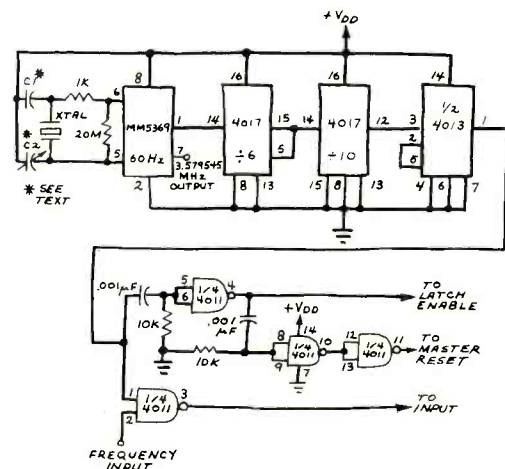


Fig. 4. A time-base network added to a six-decade event counter to convert it into frequency counter.

calibrator designed for communications applications) and also requires a shortwave receiver capable of receiving the National Bureau of Standards radio station WWV or WWVH. During an interval when no audio tones modulate the station's carrier, zero beat the oscillator against the carrier. Then couple a portion of the oscillator's output to the input of the frequency counter, verifying that zero beat is maintained. (A signal-conditioning input circuit might be needed to square up the output of the oscillator to CMOS-compatible levels.) Finally, adjust *C2* so that the counter displays the nominal output frequency of the oscillator. Make sure that the oscillator remains in zero beat with WWV's carrier while you adjust *C2* for the proper readout on the circuit's LED display.

Start Computing For Just \$129.95 With An 8085-Based Professional Computer Kit—

# Explorer/85

100% compatible with all 8080A and 8085 software & development tools!

No matter what your future computing plans may be, Level "A"—at \$129.95—is your starting point.

Starting at just \$129.95 for a Level "A" operating system, you can now build the exact computer you want. Explorer/85 can be your beginner's system, OEM controller, or IBM-formatted 8" disk small business system... yet you're never forced to spend a penny for a component or feature you don't want and you can expand in small, affordable steps!

Now, for just \$129.95, you can own the first level of a fully expandable computer with professional capabilities—a computer which features the advanced Intel 8085 cpu, thereby giving you immediate access to all software and development tools that exist for both the 8085 and its 8080A predecessor (they are 100% software compatible)—a computer which features onboard S-100 bus expansion—plus instant conversion to mass storage disk memory with either 5-1/4" diskettes or standard IBM-formatted 8" disks.

For just \$129.95 (plus the cost of a power supply, keyboard/terminal and RF modulator, if you don't have them already), Explorer/85 lets you begin computing on a significant level... applying the principles discussed in leading computer magazines... developing "state of the art" computer solutions for both the industrial and leisure environment.

## Level "A" Specifications

Explorer/85's Level "A" system features the advanced Intel 8085 cpu, an 8355 ROM with 2k deluxe monitor/operating system, and an 8155 ROM-I/O—all on a single motherboard with room for RAM/ROM/PROM/EPROM and S-100 expansion, plus generous prototyping space.

(Level "A" makes a perfect OEM controller for industrial applications and is available in a special Hex Version which can be programmed using the Netronics Hex keypad/Display.)


PC Board: glass epoxy, plated through holes with solder mask

- I/O: provisions for 25-pin (DB25) connector for terminal serial I/O, which can also support a paper tape reader
- provision for 24-pin DIP socket for hex keypad/display... cassette tape recorder input... cassette tape recorder output... speaker output... LED output indicator on SOD (serial output) line... printer interface (less drivers)... total of four 8-bit bus one 6-bit I/O ports • Crystal Frequency: 6.144 MHz • Control Switches: reset and user (RST 7.5) interrupt... additional provisions for RST 5.5, 6.5 and TRAP interrupts onboard • Counter/Timer: programmable, 14-bit binary • System RAM: 256 bytes located at F800, ideal for smaller systems and for use as an isolated stack area in expanded systems... RAM expandable to 64k via S-100 bus or 4k on motherboard.

**System Monitor (Terminal Version):** 2k bytes of deluxe system monitor ROM located at F000 leaving 0000 free for user RAM/ROM. Features include tape load with labeling... tape dump with labeling... examine/change contents of memory dump with labeling... insert data... warm start... examine and change all registers... single step with register display at each break point, a debugging/training feature... go to execution address... move blocks of memory from one location to another... fill blocks of memory with a constant... display blocks of memory... automatic baud rate selection... variable display line length control (1-255 characters/line)... channelized I/O monitor routine with 8-bit parallel output for high speed printer... serial console in and console out channel so that monitor can communicate with I/O ports.

**System Monitor (Hex Version):** Tape load with labeling... tape dump with labeling... examine/change contents of memory... insert data... warm start... examine and change all

By Netronics



registers... single step with register display at each break point... go to execution address. Level "A" in the Hex Version makes a perfect controller for industrial applications and can be programmed using the Netronics Hex Keypad/Display.



Hex Keypad/Display.

## Level "B" Specifications

Level "B" provides the S-100 signals plus buffers/drivers to support up to six S-100 bus boards and includes: address decoding for onboard 4k RAM expansion select-able in 4k blocks... address decoding for onboard 8k EPROM expansion select-able in 8k blocks... address and data bus drivers for onboard expansion... wait state generator (jumper select-able), to allow the use of slower memories... two separate 5 volt regulators.



Explorer/85 with Level "C" card cage.

Level "C" includes a sheet metal superstructure, a 5-card gold plated S-100 extension PC board which plugs into the motherboard. Just add required number of S-100 connectors

## Level "D" Specifications

Level "D" provides 4k or RAM, power supply regulation, filtering decoupling components and sockets to expand your Explorer/85 memory to 4k (plus the original 256 bytes located in the 8155A). The static RAM can be located anywhere from 0000 to EFFF in 4k blocks.

## Level "E" Specifications

Level "E" adds sockets for 8k of EPROM to use the popular Intel 2716 or the TI 2516. It includes all sockets, power supply regulator, heat sink, filtering and decoupling components. Sockets may also be used for soon to be available RAM IC's (allowing for up to 12k of onboard RAM).

## Order A Coordinated Explorer/85 Applications Pak!

**Experimenter's Pak (SAVE \$12.50)**—Buy Level "A" and Hex Keypad/Display for \$199.90 and get FREE Intel 8085 user's manual plus FREE postage & handling!

**Student Pak (SAVE \$24.45)**—Buy Level "A," ASCII Keyboard/Computer Terminal, and Power Supply for \$319.85 and get FREE RF Modulator plus FREE Intel 8085 user's manual plus FREE postage & handling!

**Engineering Pak (SAVE \$41.00)**—Buy Levels "A," "B," "C," "D," and "E" with Power Supply, ASCII Keyboard/Computer Terminal, and six S-100 Bus Connectors for \$514.75 and get 10 FREE computer grade cassette tapes plus FREE 8085 user's manual plus FREE postage & handling!

**Business Pak (SAVE \$89.95)**—Buy Explorer/85 Levels "A," "B," and "C" (with cabinet), Power Supply, ASCII Keyboard/Computer Terminal (with cabinet), 16k RAM, 12" Video Monitor, North Star 5-1/4" Disk Drive (includes North Star BASIC) with power supply and cabinet, all for just \$1599.40 and get 10 FREE 5-1/4" minidiskettes (\$49.95 value) plus FREE 8085 user's manual plus FREE postage & handling!

Continental U.S.A. Credit Card Buyers Outside Connecticut

**CALL TOLL FREE 800-243-7428**

To Order From Connecticut Or For Technical Assistance, Etc. Call (203) 354-9375

By Netronics

## ASCII/BAUDOT, STAND ALONE



# Computer Terminal

COMPLETE FOR ONLY \$149.95

The Netronics ASCII/BAUDOT Computer Terminal Kit is a microprocessor-controlled, stand alone keyboard/terminal requiring no computer memory or software. It allows the use of either a 64 or 32 character by 16 line professional display format with selectable baud rate, RS232-C or 20 ma. output, full cursor control and 75 ohm composite video output.

The keyboard follows the standard typewriter configuration and generates the entire 128 character ASCII upper/lower case set with 96 printable characters. Features include onboard regulators, selectable parity, shift lock key, alpha lock jumper, a drive capability of one TTY load, and the ability to mate directly with almost any computer, including the new Explorer/85 and ELF products by Netronics.

The Computer Terminal requires no I/O mapping and includes 1k of memory, character generator, 2 key rollover, processor controlled cursor control, parallel ASCII/BAUDOT to serial conversion and serial to video processing—fully crystal controlled for superb accuracy. PC boards are the highest quality glass epoxy for the ultimate in reliability and long life.

## VIDEO DISPLAY SPECIFICATIONS

The heart of the Netronics Computer Terminal is the microprocessor-controlled Netronics Video Display Board (VID) which allows the terminal to utilize either a parallel ASCII or BAUDOT signal source. The VID converts the parallel data to serial data which is then formatted to either RS232-C or 20 ma. current loop output, which can be connected to the serial I/O on your computer or other interface, i.e., Modem.

When connected to a computer, the computer must echo the character received. This data is received by the VID which processes the information, converting to data to video suitable to be displayed on a TV set (using an RF modulator) or on a video monitor. The VID generates the cursor, horizontal and vertical sync pulses and performs the housekeeping relative to which character and where it is to be displayed on the screen.

**Video Output: 1.5 P/P into 75 ohm (EIA RS-170) • Baud Rate: 110 and 300 ASCII • Outputs: RS232-C or 20 ma. current loop • ASCII Character Set: 128 printable characters—**



**BAUDOT Character Set: ABCDEFGHIJKLMNOPQRSTUVWXYZ[ ]\_`**  
**Cursor Modes: Home, Backspace, Horizontal Tab, Line Feed, Vertical Tab, Carriage Return. Two special cursor sequences are provided for absolute and relative X-Y cursor addressing • Cursor Control: Erase, End of Line, Erase of Screen, Form Feed, Delete • Monitor Operation: 50 or 60Hz (jumper selectable).**

Continental U.S.A. Credit Card Buyers Outside Connecticut

**CALL TOLL FREE 800-243-7428**

To Order From Connecticut Or For Technical Assistance, Etc. Call (203) 354-9375

Netronics R&D Ltd., Dept. PE-2  
333 Litchfield Road, New Milford, CT 06776

Please send the items checked below—

- Netronics Stand Alone ASCII Keyboard/Computer Terminal Kit, \$149.95 plus \$3.00 postage & handling.
- Deluxe Steel Cabinet for Netronics Keyboard/Terminal In Blue/Black Finish, \$19.95 plus \$2.50 postage and handling.
- Video Display Board Kit alone (less keyboard), \$89.95 plus \$3 postage & handling.
- 12" Video Monitor (10 MHz bandwidth) fully assembled and tested, \$139.95 plus \$5 postage and handling.
- RF Modulator Kit (to use your TV set for a monitor), \$8.95 postpaid.
- 5 amp Power Supply Kit In Deluxe Steel Cabinet (±8VDC @ 5 amps, plus 6-8 VAC), \$39.95 plus \$2 postage & handling.

Total Enclosed (Conn. res. add sales tax) \$ \_\_\_\_\_

By—  
 Personal Check  Cashiers Check/Money Order  
 Visa  Master Charge (Bank # \_\_\_\_\_)

Acct. # \_\_\_\_\_  
 Signature \_\_\_\_\_ Exp. Date \_\_\_\_\_

Print Name \_\_\_\_\_  
 Address \_\_\_\_\_

City \_\_\_\_\_  
 State \_\_\_\_\_ Zip \_\_\_\_\_

Send Me Information  Send Me More Information

## Netronics R&D Ltd., Dept. PE-2

333 Litchfield Road, New Milford, 06776

Please send the items checked below—

- Explorer/85 Level "A" Kit (ASCII Version), \$129.95 plus \$3 p&h.
- Explorer/85 Level "A" Kit (Hex Version), \$129.95 plus \$3 p&h.
- 8k Microsoft BASIC on cassette tape, \$64.95 postpaid.
- 8k Microsoft BASIC In ROM Kit (requires Levels "B," "D," and "E"), \$99.95 plus \$2 p&h.
- Level "B" (S-100) Kit, \$49.95 plus \$2 p&h.
- Level "C" (S-100 6-card expander) Kit, \$39.95 plus \$2 p&h.
- Level "D" (4k RAM) Kit, \$69.95 plus \$2 p&h.
- Level "E" (EPROM/ROM) Kit, \$5.95 plus \$0.50 p&h.
- Deluxe Steel Cabinet for Explorer/85, \$49.95 plus \$3 p&h.
- ASCII Keyboard/Computer Terminal Kit (features a full 128 character set, upper & lower case, full cursor control, 75 ohm video output convertible to baudot output, selectable baud rate, RS232-C or 20 ma. I/O, 32 or 64 character by 16 line formats, and can be used with either a CRT monitor or a TV set (if you have an RF modulator), \$149.95 plus \$2.50 p&h.
- Hex Keypad/Display Kit, \$69.95

- \$2 p&h.
- Deluxe Steel Cabinet for ASCII Keyboard/Terminal, \$19.95 plus \$2.50 p&h.
- Power Supply Kit (±8V @ 5 amps) in deluxe steel cabinet, \$39.95 plus \$2 p&h.
- Gold Plated S-100 Bus Connectors, \$4.85 each, postpaid.
- RF Modulator Kit (allows you to use your TV set as a monitor), \$8.95 postpaid.
- 16k RAM Kit (S-100 Board expands to 64k), \$199.95 plus \$2 p&h.
- 32k RAM Kit, \$329.95 plus \$2 p&h.
- 48k RAM Kit, \$459.95 plus \$2 p&h.
- 64k RAM Kit, \$589.95 plus \$2 p&h.
- 16k RAM Expansion Kit (to expand any of the above up to 64k), \$139.95 plus \$2 p&h each.
- Intel 8085 cpu User's Manual, \$7.50 postpaid.
- Special Computer Grade Cassette Tapes, \$1.90 each or 3 for \$5, postpaid.
- 12" Video Monitor (10 MHz bandwidth), \$139.95 plus \$5 p&h.
- North Star Double Density Floppy Disk Kit (One Drive) for Explorer/85 (includes 3 drive S-100 controller, DOS, and extended BASIC with per-

sonalized disk operating system—just plug it in and you're up and running!), \$699.95 plus \$5 p&h.

Power Supply Kit for North Star Disk Drive, \$39.95 plus \$2 p&h.

Deluxe Case for North Star Disk Drive, \$39.95 plus \$2 p&h.

Experimenter's Pak (see above), \$199.90 postpaid.

Student Pak (see above), \$319.85 postpaid.

Engineering Pak (see above), \$514.75 postpaid.

Business Pak (see above), \$1599.40 postpaid.

Total Enclosed \$ \_\_\_\_\_  
 (Conn. res. add sales tax) By—  
 Personal Check  M.O./Cashier's Check  Visa  Master Charge  
 (Bank # \_\_\_\_\_)

Acct. # \_\_\_\_\_  
 Signature \_\_\_\_\_ Exp. Date \_\_\_\_\_  
 Print Name \_\_\_\_\_  
 Address \_\_\_\_\_  
 City \_\_\_\_\_  
 State \_\_\_\_\_ Zip \_\_\_\_\_

Send Me Information  Send Me More Information

# reprint series

Many Important articles covering a variety of interests in the broad field of electronics are published in POPULAR ELECTRONICS. Reprints of selected articles and test reports are now available in the event that you missed some you would like to have for reference or study purposes—or for projects you wish to build. Reprints are only \$2 each; \$1 for those marked with an asterisk. Minimum order \$5.

## Special articles

- 40854 How The New FTC Hi-Fi Rules Affect You
- 40855 How To Evaluate Tape Recording Specs
- 40856 A New Standard For FM Tuner Measurements
- 40964 Build The Hi-Fi/TV Audio Minder
- 41097 Upgrading Your Old Stereo FM Tuner System & Expanders
- 41098 Build An Audio Comander
- 41099 How FM Tuners Work, Part I
- 41100\* How FM Tuners Work, Part II
- 41303\* Build A Super Filter
- 41304 Build A Disco Preamp-Mixer
- 41305 Build A Stereo Roto Blender

## COMPUTER

- 40860 How To Select A Microcomputer
- 40861 Ins & Outs Of Computers For Beginners
- 40966 Introducing Speechlab—The First Hobbyist Vocal Interface For A Computer
- 41306 Cassette Control For TRS-80 Computer
- 41308 Computer Bubble Memories

## COSMAC "ELF" SERIES

- 40857 Low Cost Experimenter's Microcomputer
- 40858 Experimenter's Microcomputer/With Hardware Improvements & More Programming Details
- 40859 Microcomputer/How To Expand Memory, Plus More Programs
- 40870 Build The Pixie Graphic Display
- 41101 Expanding Elf II
- 41307 Tic-Tac-Toe For Elf Computer

## COMMUNICATIONS

- 40862 CB Specifications Made Easy
- 40863\* How To Choose CB Base Station Antennas
- 40965 Build Morse-A-Letter
- 41102 Choosing A Mobile CB Antenna

## OTHER

- 40867 How To Design Your Own Power Supplies
- 40868 The Care & Feeding Of NiCd Batteries
- 40869 Build A Gas & Fume Detector
- 40963\* Six CMOS Circuits For Experimenters
- 40967 Programming Calculators For Fun and Games
- 40968\* Zap New Life Into Dead NiCd Batteries
- 41103 How To Design TTL Digital Systems
- 41104 Build An Autoranging Digital Capacitance Meter
- 41309 Use Low Cost Digital Equipment
- 41310 Energy Leak Detector
- 41311 An A/D Converter
- 41312 Security Focus (2 Articles)
- 41313 Universal Electronic Timer
- 41314 MPH Car "Cruisalert"

## LEARNING ELECTRONIC THEORY WITH CALCULATORS SERIES

- 40864 Basic Equations and OHM's Law
- 40865 Reactance, Time Constants And AC Calculations
- 40866 RC Coupling, Basic Amplifier Calculations, and RLC Relationship

\*Reprints are \$2 each, \$1 for those marked with asterisk. Minimum order \$5.

## POPULAR ELECTRONICS REPRINTS

P.O. Box 278, Pratt Station  
Brooklyn, New York 11205

Please send the reprints listed.

Reprint #	Quan.	Reprint #	Quan.

@\$1.00 \_\_\_\_\_ @\$2.00 \_\_\_\_\_

TOTAL ENCLOSED \$ \_\_\_\_\_ †  
(MINIMUM ORDER \$5.00)

Print Name \_\_\_\_\_

Address \_\_\_\_\_

City \_\_\_\_\_

State \_\_\_\_\_ Zip \_\_\_\_\_

† Residents of CA, CO, DC, FL, IL, MI, MO, NY STATE, and VT add applicable sales tax. Outside U.S.A. add \$2.00 per order.



# Product Test Reports

## Grundig Satellit 3400 Professional Communications Receiver



**G**RUNDIG's highly versatile Satellit 3400 Professional portable all-wave receiver can tune the full AM frequency range from 145 kHz to 30 MHz (excluding the i-f range between 420 and 510 kHz) and the 87.5-to-108-MHz FM band. Tuning is accomplished in 13 separate general-coverage bands, plus eight shortwave bandspread ranges.

Supplementing conventional analog tuning scales is a digital numeric display that operates from a built-in counter. The receiver also has a separately powered, quartz-controlled digital clock with a day (in German)/date/time LCD display. Hours, minutes, and seconds are displayed in a 24-hour format. Power for the receiver can be obtained from six built-in D cells, 117- or 230-volt 50/60-Hz power line, or any 10-to-16-volt dc source, such as an automobile battery.

Housed in a black plastic case with contrasting markings, the receiver comes with a fully retracting telescoping whip antenna that extends to about 57" (1440 mm). Overall size is 20.3"W × 11.7"H × 5.5"D (516 × 297 × 140 mm) and weight is 19.6 lb (8.9 kg), less batteries. Suggested price is \$1350.

**General Description.** The receiver has three rectangular tuning dials, each with its own knob, and a central grouping of tuning/battery-condition meter, digital clock, and digital frequency display with 1/2" (12.7-mm) red LED numerals. An elliptical speaker with a switchable coaxial tweeter is built in.

Most of the operating controls are grouped along the bottom of the front panel along with a headphone jack (for miniature

phone plug). The bass and treble controls give their flattest response when set fully clockwise. Power, dial/meter/clock illumination (which can be defeated when operating from internal battery), and auxiliary tweeter are controlled by lever switches. A separate three-position lever switch controls the frequency-counter circuits, which can also be defeated to conserve batteries. Pressing downward against a return spring turns on the counter momentarily to allow checking of the tuned frequency. When ac line power is used, the lights and counter are in operation any time that the receiver is on.

Other lever switches control the bfo for CW and SSB reception and an automatic noise limiter (anl). Three knobs to the right of these switches are used for CW/SSB reception. One is the r-f gain control, which switches on the agc when rotated fully clockwise. The second is a selector for upper and lower sidebands. The last is a bfo pitch control for vernier tuning of CW and SSB signals. It does not affect the frequency-counter reading.

A large recessed knob turns the band-switching coil turret for bands SW3 through SW10. The dial scale for the selected band appears behind the lowest window on the front panel. There are general-coverage and bandspread (fine-tuning) scales for each band. A lever switch allows selection of either. The middle dial has four fixed scales for longwave (LW), broadcast (MW), SW1, and SW2 band reception. The last two bands cover the range from 1.6 to 5.2 MHz. An additional lever switch chooses any of three different audio bandwidths for AM and SW

reception. There is also a trimmer control for use with a mobile antenna.

The uppermost of the three dials contains only the FM and a second scale labelled for the FM channels used in Germany. Nearby switches cut the FM afc in and out and switch the tuning meter to its battery-check mode.

A handle for carrying the receiver extends across the top and folds flat when not in use. Beneath it are a number of square pushbuttons. Six are for selecting preset FM channels, tuned by means of six small knobs on the back of the receiver. The digital frequency display can be used in tuning the presets. Two other buttons operate the range selectors for FM (tunable), SW3 through SW10 (individually selectable by the knob on the side of the receiver), SW2, SW1, MW, and LW. Another button can select a PHONO/TAPE input from an external high-level source through a DIN socket. The last button connects the antenna inputs to rear jacks instead of the built-in antennas, a telescoping whip for most ranges (including FM) and a ferrite rod for the LW and MW bands.

Recessed into the back of the receiver are terminals for external long-wire, 300-ohm FM, and standard car antennas. There is also a DIN socket for the PHONO/TAPE input. A group of sockets and switches near the bottom accept any of the power sources for which the receiver is designed, and there is a covered compartment for storing the ac line cord when operating on battery power. A small DIN speaker socket can be used to drive an external 4-ohm speaker; it disables the internal speaker when a plug is inserted. The front-panel headphone jack is connected to the same point in the circuit and also silences the speaker when phones are used. Holes are provided in the bottom of the cabinet to bolt the receiver down for use in a vehicle.

**Laboratory Measurements.** The only electrical performance rating given for the Satellit 3400 is audio output power, specified at 2.5 watts with battery and 5 watts with ac-line operation. We connected the receiver to an external 4-ohm load and drove it through its PHONO/TAPE socket to test its audio operation. Distortion at 1000 Hz was 0.14% at 0.1 watt output, 0.18% at 1 watt, and 0.28% at 4 watts. Output clipping occurred at 4.4 watts, where distortion was only 0.4%. An input signal of 0.225 volt was needed to drive the amplifier to a 1-watt reference output.

The frequency response of the audio amplifier, with the tone controls fully clockwise, was 80 to 20,000 Hz  $\pm 2$  dB, falling off at about a 9-dB/octave rate below 80 Hz. With the controls fully counterclockwise, the response rolled off steeply below 300 and above 2000 Hz. A-weighted output noise at maximum gain was 71.2 dB below 1 watt.

Frequency response on AM with NARROW audio bandwidth was within  $\pm 3$  dB from 85 to 1000 Hz. It fell off at about a 20-dB/octave rate above 1500 Hz. With MEDIUM and WIDE bandwidths, there was a 10-dB response peak at 130 Hz, and the output fell to -6 dB, relative to the 1000-Hz response, at 35 Hz and at 2500 and 3500 Hz at the high end. We did not measure the FM frequency response, as there was no convenient way to separate it from the audio response.

Minimum FM distortion was about 3%, and IHF usable sensitivity was 45 to 50 dBf (100

to 350 microvolts). Distortion was largely third harmonic, reflecting insufficient bandwidth in the i-f and detector circuits. The spectrum analyzer photo shows the tuner's output with a 65-dBf (1000-microvolt) signal modulated 100% with a 1000-Hz signal.

Reducing the FM modulation levels reduced distortion substantially, down to 0.83% at 50% modulation and 0.37% at 25%. These levels are more typical of actual operation, as FM stations approach 100% modulation only on occasional program peaks.

Unweighted FM S/N at a 65-dBf input measured 52 dB. The 6-dB capture ratio and high distortion represent a tradeoff for the excellent selectivity which averages 69 dB with 400-Hz alternate-channel spacing and 19.7 dB with 200-kHz adjacent-channel spacing. Image rejection was a modest 54 dB, but AM rejection was a fine 68 dB. The afc system reduced tuning errors by a factor of three. Counter accuracy,  $\pm 1$  kHz on AM,  $\pm 10$  kHz on FM, was more than adequate.

**User Comment.** The digital frequency display, which functions on all bands, is a great convenience in tuning. One soon learns to use it and not the tuning-dial scales.

Once one becomes familiar with basic operation, this is an easy receiver to use. Judging from what we heard on the various short-wave bands, its sensitivity with the built-in antenna is adequate for general SWL purposes, and the frequency counter makes it possible to pretune a known station with some assurance of hearing it.

Setting the clock is rather tricky. We found a couple of display modes not mentioned in the manual and which seem to bear no relation to the normal time display, although they were mostly numerical. As far as we can tell, this is nothing to worry about. In its conventional modes, the clock can be removed and used as a separate unit.

The sound quality of the FM section was excellent and outdistanced the lab performance, especially when the built-in tweeter was used. The volume too was surprisingly loud. In our suburban location, sensitivity was more than adequate with the telescoping antenna on both FM and AM. Electrical noise made the longwave band useless at our location, but the shortwave bands were well populated with signals at most times. The anl was effective for some types of noise.

Amateur-band reception was less impressive. The receiver simply does not have the slow tuning, stability, or selectivity needed for ham SSB and CW operation. We experienced a "rubbery" feel when we tried to tune SSB signals, and the SSB bfo vernier was of limited value. Lacking a product detector, the receiver can be tuned to SSB only by cranking up the audio gain and using the r-f gain control volume—which disables the agc.

Our overall reaction to the Satellit 3400 was amazement that it managed to do so many things at least passably well. To be sure, it has shortcomings that may seem disappointing in such an expensive receiver, but it offers in exchange a versatility far beyond anything we have ever seen in a comparable package. Our guess is that the owner of a boat, trailer, or RV will find the universal receiving capability of the Satellit 3400 to be just what he needs for entertainment and information during his travels.

CIRCLE NO. 105 ON FREE INFORMATION CARD

FREE **SWT**

CATALOG


Audio—Computers  
Instruments  
Kits & Assembled



Southwest Technical Products Corporation  
219 W. RHAPSODY  
SAN ANTONIO, TEXAS 78216

CIRCLE NO. 62 ON FREE INFORMATION CARD

Free!  
Edmund Scientific  
Catalog




Explore Astronomy, Biofeedback, Optics, Lasers, Magnets, Weather, Magnifiers, Microscopes, Photography... Over 4,000 Fascinating Products in Our FREE 100 page color Catalog! Send for your FREE Edmund Scientific Catalog, Today!  
38 Years Of Service!

Yes! Rush me your FREE catalog!

Name \_\_\_\_\_  
Address \_\_\_\_\_  
City \_\_\_\_\_  
State \_\_\_\_\_ Zip \_\_\_\_\_

Clip and Mail Coupon Today to:  
Edmund Scientific Co., Dept. 2020 AV04  
Edscorp Bldg., Barrington, N.J. 08007  
No. 156 ©1980 Edmund Scientific Co.



# DX Listening

By Glenn Hauser

## SELECTED SHORTWAVE PROGRAMS

**T**HOUGH WE usually deal in this column with news developments and transmission schedules, programming is really what shortwave broadcasting is all about. So this month, condensed from the pages of *Review of International Broadcasting* (University Radio WUOT, Knoxville, TN 37916), we present a selection of some of the best programming on radio (primarily shortwave, but some widely heard AM-band items). Times are strictly GMT so, for example, in the EST zone, a program listed at 0030 Saturday would be heard *Friday* at 7:30 p.m. Frequencies shown are not the only ones, but those that are known or believed to give the best reception as of press time.

BBC information is correct as of January, but evolves month-to-month as programme series go and come. Complete BBC schedules in advance are provided in *London Calling* (a sample copy is free; a year's subscription is \$10) from BBC, 630 Fifth Ave., New York, NY 10020.

Programs all in caps in the list are the cream of the cream, in our opinion. Most stations stay on GMT year-round, but AFRTS times shift to an hour earlier of real time the last Sunday in April. The same holds true for domestic CBC programs, but major changes are expected as of March 31. *Radio New Zealand* programs shift to an hour later the first Sunday in March.

### SATURDAY

0030-0100 CBC: "FRIDAY NITE THEATRE" 11710, 5960, 740  
 0110-0125 Australia: "Pick Of The Week" 21740, 17795  
 0115-0125 RC: "Mailbag" 5960, 11830, 11940  
 0125-0140 Prague: "Cultural Report" 7345, 5930, 11990  
 0140-0155 Australia: "Science Week" 21740, 17795  
 0145-0159 BBC: "South Asia Survey" 9410 only  
 0145-0159 BBC: "King Of Instruments" 7325, 6175, 5975  
 0215-0225 RC: "Mailbag" 5960, 11845, 11940  
 0215-0245 RSA: "Panorama/Talking Point/New Nations" 15220, 11900, 15155, 17780  
 0223-0228 Budapest: "INSIDE HUNGARY" 9835, 9585  
 0225-0235 Cairo: "Scene From Egypt" 12050, 9475  
 0230-0259 BBC: "The Lady of the Camellias" 9410, 7325, 6175, 6120, 5975  
 0240-0255 Australia: "Club Forum" 21740, 17795  
 0309-0324 Holland: "Focus" 9590, 6165  
 0310-0325 RC: "Mailbag" 5960, 9535, 11770, 11845, 11940  
 0310-0330 Portugal: "Mailbag/OX/Stamps" 11925, 6025  
 0323-0328 Budapest: "INSIDE HUNGARY" 9835, 9585  
 0335-0359 BBC: "Week In Africa" 11860, 17885  
 0340-0350 Prague: "Cultural Report" 7345, 5930, 11990

0340-0355 Australia: "This Australia" 17795  
 0400-0415 Budapest: "Calling DXers" 9835  
 0410-0425 RC: "Mailbag" 5960, 11770, 11845  
 0430 RNZ: "Pacific Newsletter" 17860, 15345  
 0435-0450 Sofia: "DX Program" 7115, 9765  
 0440-0455 Australia: "Book Serial" 17795  
 0500-0515 Nigeria: "Hilife Music" 7255  
 0510-0530 Portugal: "Mailbag/OX/Stamps" 6025, 11925  
 0515-0530 Nigeria: "W African Scene" 7255  
 0530-0544 BBC: "King Of Instruments" 9510, 6175, 5975  
 0605-0700 WGN: "Friday Night Highlight" 720  
 0609-0624 Holland: "Focus" 9715, 6165  
 0630-0659 BBC: "Command Performance" 9510, 9410, 6175  
 0630-1000 RNZ: "Saturday Scrapbook" 6105  
 0715-0729 BBC: "From the Weeklies" 9510, 6175  
 0730-0744 BBC: "Music from Scotland" 11955, 9640, 9510  
 0740-0755 Australia: "Week in Science" 9670, 9570  
 0815-0829 BBC: "Peers Of The Realm" 9510  
 0819-0824 Holland: "Stamp Corner" 9770, 9715 (alt. weeks)  
 0840-0855 Australia: "Club Forum" 9670, 9570  
 0919-0924 Holland: "Stamp Corner" 9715 (alt. weeks)  
 1110-1125 Australia: "Pick Of The Week" 9580  
 1115-1124 BBC: "New Ideas" 25650, 11775  
 1115-1300 Perth: "SENTIMENTAL JOURNEY" 9610  
 1124-1129 BBC: "Week in Wales" 25650, 11775  
 1140-1155 Australia: "Profile" 9580  
 1215-1244 BBC: "Jazz for the Asking" 25650, 21710  
 1224-1238 DW: "Science Magazine" 21600  
 1230-1255 Peking: "Music From China" 9820  
 1240-1255 Australia: "AUSTRALIAN INVENTOR" 9580  
 1245-1259 BBC: "Pedagogical Pop" 21695  
 1300 Perth: "Orchestral Concert" 9610  
 1321-1344 SRI: "TALKBACK/MERRY GO ROUND" 21570  
 1345-1359 BBC: "House At Pooh Corner" 25650, 21710  
 1400-1428 Sweden: "SATURDAY SHOW" 21615  
 1435-1442 AFRTS: "Spectrum" 11805, 9700, 15330, 15430  
 1430-1500 VOA: "New York, New York" 9565, 11715  
 1449-1459 AFRTS: "TAKE TEN" 11805, 9700, 15330, 15430  
 1459-1529 BBC: "THIS WEEK IN AFRICA" 17695  
 1517-1526 AFRTS: "Wallace & Gromit" 15330, 11805, 15430  
 1519-1524 Holland: "Stamp Corner" 21480, 17855 (alt.)  
 1530-1615 NSB: "Tokyo Forum Get-Together" 9595  
 1535-1559 AFRTS: "WORLD OF RELIGION" as above  
 1536-1559 SRI: "TALKBACK/MERRY GO ROUND" 21570  
 1611-1630 VOA: "Africa In Print" 15410  
 1630-1659 CBC NS: "Comedy/Satire" 11720, 9625  
 1630-1700 VOA: "New York, New York" 21485, 15410  
 1635-1659 AFRTS: "Special Assignment" 15430, 15330  
 1705-1759 CBC: "QUIRKS & QUARKS" 11720, 9625  
 1711-1722 AFRTS: "Paul Harvey" 15430, 15330  
 1811-1830 RMWS: "Science & Engineering" 11860, 12060, 12010  
 1830-1859 VOA: "New York, New York" 21590, 15140  
 1835- AFRTS: "PROGRAM NOTES" 17765, 15430, 15330 (often pre-empted)  
 1911-1930 VOA: "Voices Of Africa" 15410  
 1914-1919 Holland: "Stamp Corner" 17605 (alt. weeks)  
 2035-2059 AFRTS: "World Of Religion" 17765, 15430  
 2045-2114 BBC: DOCUMENTARIES 17830, 15260, 11750  
 2111-2122 AFRTS: "Paul Harvey" 17765, 15430, 15330  
 2114-2119 Holland: "Stamp Corner" 21640, 17695 (alt.)

2115-2145 RSA: "Touring/Sat Nite/DX" 17780, 15155  
 2130-2200 HCJB: "DX Party Line" 21480, 17885  
 2133-2200 RMWS: "JUST FOR FUN" 11860, 7390  
 2135-2155 Turkey: "DX Corner" 11955, 9515  
 2135-2155 RC: "Bonsair Africa" 17820, 15325, 15150, 11945  
 2135-2159 AFRTS: "Special Assignment" 21570, 17765  
 2145-2159 BBC: "Pedagogical Pop" 15395, 11820  
 2145-2159 BBC: "FROM OUR OWN CORRESPONDENT" 15260, 11750, 9410  
 2215-2230 Turkey: "Letterbox" 11955, 9515  
 2230-2239 BBC: "New Ideas" 15260, 11750, 9410  
 2235-2255 Turkey: "Classical Music" 11955, 9515  
 2300-2328 Sweden: "Saturday Show" 11705, 9695  
 2315-2329 BBC: "LETTERBOX" 9590, 9410, 7325, 6175  
 2325-2335 Moscow: "DX Program" 9490  
 2325-2345 Italy: "Tunes to Whistle" 9570, 11800  
 2330-2359 BBC: "Jazz for the Asking" 9590, 9410, 7325, 6175  
 2350-2400 DW: "DX Program" (2nd week) 9700, 9735

### SUNDAY

0005-0035 Japan: "HELLO AMERICA" 17825, 15270  
 0015-0030 Moscow: "Mailbag" 9490  
 0030-0058 Sweden: "Saturday Show" 11905  
 0030-0100 DW: "Music" 15410  
 0030-0130 BBC: "PLAY OF THE WEEK" 6175, 5975 or 0200  
 0125-0135 Moscow: "DX Program" 9490  
 0135-0159 WBBM: "NEWSMARK" (last Sat. of mo.) 780  
 0130-0159 AFRTS: "Communique" 25615, 21570, 6030  
 0135-0155 Peking: "Music From China" 17680, 15520  
 0135-0155 Prague: "Sat Nite Jukebox" 7345, 5930, 11990  
 0140-0147 DW: "GERMANY THIS WEEK" 6145, 6040  
 0140-0155 Australia: "MAILBAG =1" 17795, 21740  
 0150-0220 Japan: "HELLO AMERICA" 21640, 17825  
 0151-0214 SRI: "TALKBACK/MERRY GO ROUND" 11715, 15305, 9725, 6135  
 0211-0220 AFRTS: "Safe & Wallace" 6030  
 0212-0220 Australia: "LETTERSTO ED." 21740, 17795  
 0213-0220 Budapest: "DXer Weekend" 9835, 9585  
 0215-0230 Moscow: "Mailbag" 9490  
 0215-0245 RSA: "Touring/Satnite/DX" 11900, 15220, 15155, 17780  
 0225-0235 Egypt: "US In Egyptian Press" 9475, 12050  
 0230-0300 HCJB: "DX Party Line" 11910, 15115, 9745  
 0230-0258 Sweden: "Saturday Show" 11705, 9695  
 0235-0239 AFRTS: "DATELINE AMERICA =1" 6030, 17765, 21570  
 0235-0255 Peking: "Music From China" 17680, 15600  
 0312-0325 Australia: "REPORT FROM ASIA" 21740  
 0313-0320 Budapest: "DXer Weekend" 9835, 9585  
 0315-0329 BBC: "FROM OUR OWN CORRESPONDENT" 9410, 7325, 6175, 5975  
 0325-0335 Moscow: "DX Program" 9490  
 0319-0324 Holland: "Stamp Corner" 9590, 6165 (alt. Weeks)  
 0330-0359 BBC: "Command Performance" 9410, 6175, 5975  
 0335-0359 AFRTS: "LISTEN CLOSELY" 6030, 17765, 21570  
 0335-0359 BBC: "African Perspective" 11860, 17885  
 0335-0355 Prague: "Sat Nite Jukebox" 7345, 5930, 11990  
 0340-0359 RA: "AUSTRALIAN INVENTOR" 17795  
 0350-0400 DW: "DX Program" (2nd Sat.) 6145, 6085  
 0425-0435 Moscow: "DX Program" 12050  
 0430-0500 DW: "Music" 6145, 9735  
 0436-0459 SRI: "TALKBACK/MERRYGOROUND" 9725, 11715  
 0445-0454 BBC: "New Ideas" 9510, 9410, 6175  
 0500-0515 Nigeria: "The Evergreens" 7255  
 0508-0559 CBC: "Best Of Radio Noon" 9625, 6195, 740  
 0508-0559 CBM: "ARMCHAIR TRAVELLER" 940  
 0515-0529 BBC: "LETTERBOX" 9510, 9410, 6175  
 0515-0530 Moscow: "Mailbag" 12050  
 0515-0530 Nigeria: "Week In Africa" 7255  
 0530-0544 BBC: "Sounds That Sold a Million" 9510, 9410, 6175  
 0540-0547 DW: "GERMANY THIS WEEK" 6185, 5960  
 0545-0559 BBC: "LETTER FROM AMERICA" 9510, 9410, 6175  
 0619-0624 Holland: "Stamp Corner" 9715, 6165 (alt. weeks)  
 0625-0635 Moscow: "DX Program" 12050  
 0630-0659 AFRTS: "Communique" 6030  
 0715-0729 BBC: "FROM OUR OWN CORRESPONDENT" 9510, 9410, 6175  
 0730-0744 BBC: "King Of Instruments" 9510



0730-0825 Holland: "Happy Station" 9770, 9715  
 0737-0755 Australia: "Mailbag =2" 9670, 9570  
 0745-0759 BBC: "WORLD RADIO CLUB" 9510, 9410  
 0810-0825 Australia: "REPORT FROM ASIA" 9670, 9570  
 0830-0925 Holland: "Happy Station" 9715  
 1100-1130 SLBC: "Radio Monitors Int'l" 11835  
 1115-1129 BBC: "LETTER FROM AMERICA" 25650, 11775  
 1115-1130 VOA: "New Horizons" 9565, 11715  
 1130-1157 Perth: "MY MUSIC" 9610  
 1130-1230 BBC: "Play Of The Week" 21710, 25650  
 or-1300  
 1140-1155 Australia: "The Body Program" 9580  
 1200- Perth: "Play Break" 9610  
 1210-1225 Australia: "REPORT FROM ASIA" 9580  
 1211-1230 RMWS: "DX Program" 9600  
 1215-1226 Tashkent: "DX Club (2nd week of mo.) 11785,  
 9540, 6025  
 1215-1300 VOA: "Concert Hall" 9565, 11715  
 1230-1300 RMWS: "JUST FOR FUN" 9600  
 1230-1255 DRF: "Austrian Musical Trip" 17860  
 1240-1255 Australia: "MAILBAG =1" 9580  
 1307-1328 VOA: "New Products/Critics Choice" 9565,  
 11715  
 1315-1329 BBC: "FROM OUR OWN CORRESPONDENT"  
 25650, 21710, 11775  
 1320-1345 SRI: "Documentaries/Jazz" 21570  
 1330-1359 CBCNS: "Food Show" 9625  
 1330-1400 VOA: "Studio One" 9565, 11715  
 1335-1359 AFRTS: "Voices In Headlines" 9700, 11805,  
 15330, 15430  
 1400-1428 Sweden: "Mailbag" 21615  
 1405-1659 CBCNS: "SUNDAY MORNING" 11720, 9625  
 1430-1445 Indonesia: "Mailbag" 11789, 15200  
 1430-1459 BBC: "The Small, Intricate Life of  
 Gerald C. Potter" 25650, 21710  
 1430-1525 Holland: "Happy Station" 21480, 17855  
 1440-1500 Finland: Various Features 21475, 15400  
 1435-1459 AFRTS: "Speaking Of Everything" 11805, 9700  
 1459-1529 BBC: "AFRICAN PERSPECTIVE" 17695  
 1515-1559 BBC: "Concert Hall" 25650, 21710, 17830,  
 15260  
 1535-1559 AFRTS: "PERSPECTIVE =1" 15330, 11805,  
 9700, 15430  
 1535-1559 SRI: "Documentaries/Jazz" 21570  
 1600-1615 Korea: "Week In Review" 11830, 9720  
 1611-1630 VOA: "Voices Of Africa" 21485, 15410  
 1615-1644 BBC: "Science in Action" 25650, 21710,  
 17830, 15260  
 1630-1700 VOA: "Studio One" 21485, 15410  
 1635-1659 AFRTS: "PERSPECTIVE" =2" 15330, 11805,  
 15430  
 1645-1659 BBC: "LETTER FROM AMERICA" 25650,  
 21710, 17830, 15260  
 1715-1730 France: "BOX 9516" 21620, 21580, 17860  
 1715-1742 BBC: "My Music" 21710  
 1730-1800 VOA: "Studio One" 15195  
 1734-1757 VOA: "African Scientists" 21485, 15410  
 1730-1759 AFRTS: NBC Special 15330, 15430  
 1805-1829 CBC NS: "RDYAL CANADIAN AIRFORCE"  
 11720, 9625  
 1807-1821 RCI: "DX DIGEST 1 & 2" 17820, 15260  
 1811-1830 RMWS: "Roundabout The USSR" 12060, 12010,  
 11860  
 1830-1920 Holland: "Happy Station" 17605  
 1830-1900 VOA: "MUSIC TIME IN AFRICA" 15410  
 1835-1859 AFRTS: "Voices In The Headlines" 17765  
 1907-1927 RCI: "Bonsoir Africa" 17820, 15260  
 1907-1927 RCI: "Mailbag & OX Digest =1" 15325,  
 17760, 11905  
 1913-1928 VOA: "New Horizons" 15140  
 1935-1959 AFRTS: "Speaking Of Everything" 17765  
 2007-2027 RCI: "Mailbag & DX Digest =2" 15325,  
 17820, 17760, 11905  
 2010-2030 Israel: "Calling Listeners & DX" 11655  
 2015-2029 BBC: "LETTERBOX" 17830, 15260, 11750  
 2030-2120 Holland: "Happy Station" 21640, 17695, 17605  
 2034-2057 VOA: "African Scientists" 21485, 15410  
 2035-2059 AFRTS: "Perspective =1" 17765, 15430,  
 15330  
 2100-2114 BBC: "WORLD RADIO CLUB" 17830, 15260,  
 11750, 9410  
 2108-2128 VOA: "NEW PRODUCTS & CRITICS CHOICE"  
 15410  
 2130-2200 VOA: "Studio One" 15410  
 2135-2155 RCI: "Accent" 17820, 15325, 15150, 11945  
 2135-2150 Sofia: "DX Program" 9665, 7115, 9765, 5915

For  
faster  
service

USE  
ZIP  
CODE

on  
all  
mail

## THE BIG PLUS + Graphic Equalizer

ASSEMBLED  
\$200

KIT  
\$120



LOADED with Quality Features!

- Stereo . . . Eleven Bands Per Channel
- Extremely Low Noise & Distortion
- LED Peak Indicators
- Center Detent ("flat") sliders
- Built-in "record" Switching
- Line and Microphone Level Inputs/Outputs
- Regulated Power Supply
- Fully Guaranteed
- Horizontal or Vertical Cabinets
- Kit or Fully Assembled
- Plus Much, Much More!

**Absolutely equals or exceeds overall performance and features of any graphic equalizer made today!**

AARON-GAVIN INSTRUMENTS, INC.

17231 Corla Avenue Tustin, California 92680

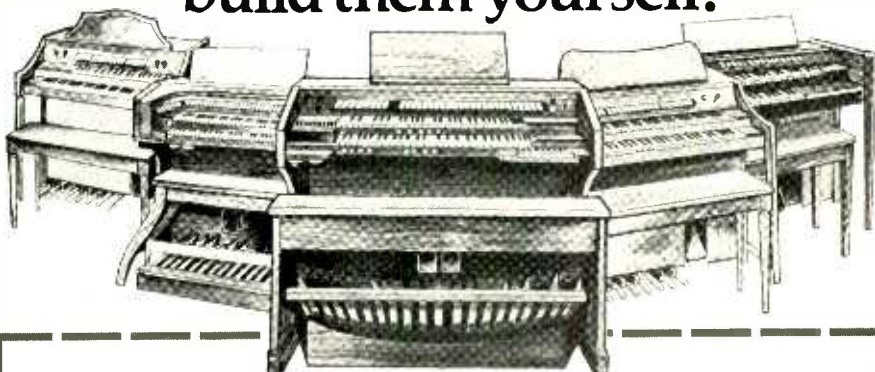
Yes! I've enclosed \$ \_\_\_\_\_ RUSH me \_\_\_\_\_ cabinet  send brochure  
 \_\_\_\_\_ assembled equalizers at \$200.00 p.p.d.  Horizontal (flat)  Vertical (up-right)  
 \_\_\_\_\_ unassembled equalizer kits at \$120.00 p.p.d.  Horizontal (flat)  Vertical (up-right)  
 California residents include 6% sales tax Visa & Master Charge orders accepted

Name \_\_\_\_\_ Card No. \_\_\_\_\_  
 Address \_\_\_\_\_ Exp. Date \_\_\_\_\_ Bank No. \_\_\_\_\_  
 City \_\_\_\_\_ State \_\_\_\_\_ Zip \_\_\_\_\_

Dealer inquiries invited

CIRCLE NO. 2 ON FREE INFORMATION CARD

They look expensive.  
They sound expensive.  
But they're not because you  
build them yourself.



## The Magnificent Schober Electronic Organs.

Imagine the pride and joy of owning one of the world's great organs. And for up to 50% less than an instrument of comparable sound and quality. Schober organ kits come in 5 different styles and sizes to fit your musical taste and budget.

**Mail this coupon today for free information.**

The Schober Organ Corp., Dept. PE-88  
 43 West 61st Street, New York, N.Y. 10023

Send me free catalog.

Name \_\_\_\_\_

Address \_\_\_\_\_

City \_\_\_\_\_ State \_\_\_\_\_ Zip \_\_\_\_\_

# SELECTED SHORTWAVE PROGRAMS *continued*

2135-2159 AFRTS: "Perspective =2" 17765, 15430, 15330  
 2200-2230 Norway: "This Week" 15175  
 2209-2238 BBC: "Science in Action" 15260, 11750, 9410  
 2209-2244 BBC: "Calling Falklands" 12040, 9915  
 2215-2300 VOA: "Concert Hall" 21485, 21660  
 2230-2259 AFRTS: NBC Special 17765, 15430, 15330, 21570  
 2240-2300 Israel: "CALLING LISTENERS/DX" 11637½, 9815  
 2245-2255 Turkey: "Folk Music" 11955, 9515  
 2245-2300 Belgium: "OX Corner" (2nd & 4th) 11715, 15175  
 2300-2328 Sweden: "Mailbag" 11705, 9695  
 2305-2320 ORF: "SW PANDRAMA" 12015, 9770, 5945  
 2315-2325 Cairo: "Egypt A-Z" 9805  
 2315-2329 BBC: "LETTER FROM AMERICA" 9590, 9410, 7325, 6175

## MONDAY

0006-0030 WCKY: "NEWSMARK" (after last Sat. of month) 1530  
 0015-0030 VOA: "CRITICS CHOICE" 9640, 6130, 11740, 15205, 17730  
 0015-0030 Moscow: "Mailbag" 9490  
 0030-0058 Sweden: "Mailbag" 11905  
 0030-0055 Prague: "Classical Concert" 6055  
 0040-0055 Belgium: "DX Corner" (2nd & 4th Sun.) 11715, 15175  
 0050-0105 Spain: "CO CO" 11880, 9630  
 0100-0144 BBC: "Concert Hall" 9410, 7325, 6175, 5975  
 0109-0129 VOA: "NEW PRODUCTS & HORIZONS" 6130, 17730, 15205, 11740, 9640  
 0118-0126 RCI: "DX DIGEST =3" 5960, 11830, 11940  
 0130-0200 VOA: "Studio One" 9640, 6130, 11740, 15205, 17730  
 0130-0155 ORF: "Profile/Post Box 700" 9770, 5945  
 0135-0147 DW: "Mailbag" (irregular) 6145, 6040  
 0150-0214 SRI: "Documentaries/Jazz" 6135, 9725, 11715, 15305  
 0200-0230 Norway: "This Week" 9590  
 0200-0230 KSTP: "ALIEN WORLDS" 1500  
 0211-0229 AFRTS: "Collingwood/Wallace/This Week" 6030  
 0215-0229 BBC: "Nature Notebook" 7325, 6175, 5975  
 0215-0230 Moscow: "Mailbag" 9490  
 0218-0226 RCI: "DX Digest =4" 5960, 11845, 11940  
 0230-0300 WHD: "Voice Of Southeast Asians" 1040  
 0230-0300 WGST: "ALIEN WORLDS" 920  
 0230-0258 Sweden: "Mailbag" 11705, 9695  
 0230- Colombia: "Colombian Composers" 15335  
 0230-0325 Holland: "Happy Station" 9590, 6165  
 0235-0239 AFRTS: "DATELINE AMERICA =2" 6030, 17765, 21570  
 0300-0330 ORF: "Folk Music" 5945, 9770  
 0303-0310 Brazil: "Weekly News Review" 15290  
 0310-0330 Budapest: Documentaries 9835, 9585  
 0315-0329 BBC: "Peers Of The Realm" 7325, 6175, 5975  
 0318-0326 RCI: "DX DIGEST =1" 5960, 9535, 11770, 11845, 11940  
 0330-0355 ORF: "AUSTRIAN MUSICAL TRIP" 5945, 9770  
 0335-0359 AFRTS: "Face The Nation" 6030, 17765, 21570  
 0400-0430 Budapest: "History Of Hungary" 9835, 9585  
 0400- "La Hora De Mexico" 540, 730, 900, 1050, 15430  
 0418-0426 RCI: "DX Digest =2" 5960, 11770, 11845  
 0430-0455 ORF: "Profile/Post Box 700" 15260  
 0435-0459 AFRTS: "Meet The Press" 6030, 15330, 17765  
 0435-0450 Sofia: "DX Program" 7115, or 9765  
 0445-0450 BBC: "NOTES FROM AN OBSERVER" 6175, 5975, 9410  
 0440-0455 RHC: "Philately In Cuba" 11760  
 0500-0530 Nigeria: "Cavalcade" 7255  
 0500-0600 WDR: "HEYWOOD HALE BROWN" 710  
 0511-0530 Moscow: "Mailbag" 12050  
 0530-0555 ORF: "Homeland Melodies" 15260  
 0530-0544 BBC: "Taken At The Flood" 9510, 9410, 6175  
 0530-0625 Holland: "Happy Station" 9715, 6165  
 0535-0559 AFRTS: "Issues & Answers" 6030, 15330  
 0600-1000 WDR: "Night Talk" 710  
 0630-0659 BBC: "The Orchestra" 9510, 6175  
 0749-0824 Holland: "MONDAY PROGRAMME" 9770, 9715  
 0849-0924 Holland: "MONDAY PROGRAMME" 9715

1035-1059 AFRTS: "Issues & Answers" 6030  
 1115-1129 BBC: "WORLD RADIO CLUB" 25650, 21710, 11775  
 1130-1159 BBC: "The Lady of the Camellias" 25650, 21710  
 1130-1159 VOA: "FORUM" 9565, 11715  
 1310-1330 FIR: "Voices Of Finland" 15400  
 1400-1430 BBC: "Into The Eighties" 25650, 21710  
 1415-1430 VOA: "Making A Nation" 9565, 11715  
 1430-1445 VOI: "All About Indonesia" 11789  
 1440-1500 FIR: "Voices Of Finland" 21475, 15400  
 1449-1519 Holland: "Monday Programme" 21480, 17855  
 1505-1530 CBCNS: "SOUNDS OF SHORTWAVE" 11720, 9625, (irregular)  
 1615-1630 Korea: "Listeners Corner" 9720, 11830  
 1730-1800 VOA: "FORUM" 15195, 15205  
 1811-1830 RMWS: "Culture And The Arts" 12060, 12010, 11860  
 1812-1827 VOA: "Making A Nation" 26040, 21485, 15410  
 1815-1830 Korea: "Listeners Corner" 11830  
 1915-1930 India: "Mailbag" 11620  
 1930-2000 VOA: "FORUM" 26040, 21485, 17710, 15445, 15410  
 2115-2130 India: "Mailbag" 11620  
 2130-2200 HCJB: "DX Party Line" 21480, 17885  
 2135-2155 Turkey: "DX Corner" 11955, 9515  
 2200-2215 Grenada: "Your Radio Doctor" 15045  
 2215-2245 Turkey: "STROLLING THRU ANATOLIA" 11955, 9515  
 2315-2329 BBC: "House At Pool Corner" 9590, 7325, 6175  
 2330-2359 BBC: "These Musical Islands" 9590, 9410, 7325, 6175

## TUESDAY

0015-0030 VOA: "Making A Nation" 9640, 6130, 17730, 15205, 11740  
 0020-0035 Japan: "1/100,000,000" 17825, 15270  
 0030-0114 BBC: DOCUMENTARIES 11750, 9410, 7325, 6175, 5975  
 0104-0129 CBC: "DR BUNDOL'S PANDEMONIUM" 740, 940  
 0115-0130 DW: "New LPs" 15410, 9735, 9700  
 0130-0200 VOA: "FORUM" 17730, 15205, 11740, 9640, 6130  
 0205-0220 Japan: "1/100,000,000" 21640, 17825  
 0215-0230 WQWO: "HOLLYWEIRD REPORT" 1190  
 0230-0257 BBC: "My World" 9410, 7325, 6175, 5975  
 0230-0300 HCJB: "DX Party Line" 11910, 9745, 15115  
 0235-0245 Cairo: "Life In Egypt" 9475, 12050  
 0249-0324 Holland: "MONDAY PROGRAMME" 9590, 6165  
 0300-0330 ORF: "Thru Austria In Music" 5945, 9770  
 0411-0430 RMWS: "Roundabout USSR" 9490  
 0505-0530 ORF: "Music For Winds" 15260  
 0515-0530 DW: "New LPs" 6145, 6085  
 0549-0624 Holland: "MONDAY PROGRAMME" 9715, 6165  
 0730-0744 BBC: "House At Pool Corner" 9510  
 0815-0845 RNZ: "Spectrum" 6105, 11945  
 1115-1124 BBC: "LETTER FROM LONDON" 25650, 21710, 11775  
 1124-1129 BBC: "Scotland This Week" 25650, 21710, 11775  
 1130-1157 BBC: "Animal, Vegetable or Mineral?" 25650, 21710  
 1235-1250 Peking: "Music From China" 9820  
 1310-1330 Finland: "AIR MAIL" 15400  
 1414-1426 Sweden: "CALLING DXERS" 21615  
 1440-1500 Finland: "AIR MAIL" 21475, 15400  
 1611-1630 RMWS: "DX Program" 11860  
 1615-1629 BBC: "Peers Of The Realm" 17830, 15260  
 1630-1644 BBC: "Taken At The Flood" 17830, 15260  
 1830-1900 RMWS: "JUST FOR FUN" 12060, 12010, 11860  
 2011-2030 RMWS: "Stamps & Hobbies" 12060, 12010, 11860  
 2030-2114 BBC: DOCUMENTARIES 17830, 15260, 11750, 9410  
 2115-2159 BBC: "The Pleasure's Yours" 15260, 11750, 9410  
 2215-2230 Turkey: "Stamps" 11955, 9515  
 2224-2229 BBC: "Scotland This Week" 15260, 11750, 9410  
 2314-2326 Sweden: "Calling DXers" 11705  
 2330-2359 BBC: "Thirty Minute Theatre" 9590, 9410, 7325, 6175

## WEDNESDAY

0030-0100 DW: "Music" 15410  
 0040-0100 Belgium: "MAILBAG" 11715, 15175

0044-0056 Sweden: "Calling DXers" 11905  
 0104-0129 CBC: "Playhouse" 740, 940  
 0115-0130 DW: "Folk Music" 15410, 9735, 9700  
 0130-0150 Australia: "Indian Film Music" 17795, 21740  
 0145-0159 BBC: "Taken at the Flood" 7325, 6175, 5975  
 0130-0158 Budapest: "Hungarian History" 9835, 9585  
 0135-0155 Peking: "Music From China" 17680, 15520  
 0145-0159 BBC: "Taken At The Flood" 7325, 6175, 5975  
 0206-0256 WCAU: "Sears Comedy" 1210  
 0207-0257 WHAS: "Sears Comedy" 840  
 0235-0255 Peking: "Music From China" 17680, 15600  
 0236-0326 WBBM: "Sears Comedy" 780  
 0240-0250 Cairo: ARAB PDETRY" 9475, 12050  
 0244-0256 Sweden: Calling DXers" 11705, 9695  
 0305-0315 Cairo: "Islamic World" 9475, 12050  
 0310-0330 Budapest: "Report" 9835, 5985  
 0400-0415 Budapest: "Calling DXers" 9835  
 0411-0430 RMWS: "Stamps & Hobbies" 9490  
 0430-0444 BBC: "Sounds That Sold a Million" 9410, 6175, 5975  
 0430-0500 DW: "Music" 6145, 9735  
 0440-0455 RNZ: Letter From America" 17860, 15345  
 0500-0530 Nigeria: "Link-Up" 7255  
 0515-0530 DW: "Folk Music" 9735, 6145, 6085  
 0530-0544 AFRTS: "SCIENCE EDITOR" 6030, 15330  
 0530-0544 BBC: "Nature Notebook" 9510, 9410, 6175, 5975  
 0630-0659 BBC: "Jazz for the Asking" 9640, 9510, 9410, 6175, 5975  
 0745-0759 BBC: "Report on Religion" 9640, 9510  
 0745- RNZ: Play 11945, 6105  
 1030-1044 AFRTS: "SCIENCE EDITOR" 6030  
 1130-1159 BBC: "Farming World" 25650, 21710  
 1133-1159 Perth: "ROUND THE HORNE" 9610  
 1215-1244 BBC: "Thirty Minute Theatre" 25650, 21710  
 1230-1257 Perth: "GOON SHOW" 9610  
 1232-1300 RMWS: "Russian By Radio" 9600  
 1330-1414 BBC: DOCUMENTARIES 25650, 21710  
 1415-1429 BBC: "Report on Religion" 25650, 21710  
 1519-1524 Holland: "Here In Holland" 21480, 17855  
 1611-1630 RMWS: "Roundabout The USSR" 11860  
 1615-1644 BBC: DOCUMENTARIES 17830, 15260  
 1705-1755 "Paris Calling Africa" including "Arts In France" 21580, 17720, 21620  
 1715-1744 BBC: "The Orchestra" 21710, 15070  
 1812-1827 VOA: "SPACE AND MAN" 26040, 21485, 15410  
 2030-2059 BBC: "Into The Eighties" 17830, 15260  
 2115-2129 BBC: "Nature Notebook" 15260, 11750, 9410  
 2141-2156 RCI: "DX DIGEST 3 & 4" 15325, 17820, 15150, 11945  
 2240-2255 Turkey: "Folk Music" 11955, 9515  
 2315-2329 BBC: "World Radio Club" 9590, 9410, 7325, 6175

## THURSDAY

0015-0030 Moscow: "Mailbag" 9490  
 0015-0030 VOA: "SPACE & MAN" 6130, 9640, 11740, 15205, 17730  
 0030-0114 BBC: "Radio Theatre" 11750, 9410, 7325, 6175, 5975  
 0043-0058 Kiev: "DX Club" 7215, 7150  
 0142-0148 RA: "Postmark Australia" 21740, 17795  
 0145-0159 BBC: "REPORT ON RELIGION" 7325, 6175, 5975  
 0215-0230 Moscow: "Mailbag" 9490  
 0215-0230 Budapest: "Popularity Playbacks" 9835  
 0230-0259 BBC: "DISCOVERY" 9410, 7325, 6175, 5975  
 0230-0300 HCJB: "DX Party Line" 11910, 9745, 15115  
 0235-0245 Cairo: "EGYPTIAN THINKERS" 9475, 12050  
 0300-0355 Juventud: "Jazz" 4900  
 0310-0330 Portugal: "Culture" 11925, 6025  
 0313-0328 Kiev: "DX Club" 7215, 7150  
 0315-0330 Budapest: "Popularity Playbacks" 9835, 9585  
 0319-0324 Holland: "Here In Holland" 9590, 6165  
 0330-0359 BBC: "Into The Eighties" 9410, 6175, 5975  
 0500-0515 Nigeria: "Cavalcade" 7255  
 0510-0530 Portugal: "Culture" 11925, 6025  
 0515-0530 Nigeria: "West Africa Scene" 7255  
 0515-0530 Moscow: "Mailbag" 12050  
 0619-0624 Holland: "Here In Holland" 9715, 6165  
 0715-0730 Moscow: "Mailbag" 12050  
 0749-0824 Holland: "DX JUKEBOX/HOME NEWS" 9770, 9715  
 0849-0924 Holland: "DX JUKEBOX/HOME NEWS" 9715  
 1211-1230 RMWS: "Stamps & Hobbies" 9600  
 1215-1230 Israel: "STUDIO THREE" 25640

1225-1255 Peking: "CULTURE IN CHINA" 9820  
 1345-1429 BBC: "The Pleasure's Yours" 25650, 21710  
 1411-1430 RMWS: "Science & Engineering" 9600  
 1415-1430 VOA: "Making A Nation" 9565, 11715  
 1449-1519 Holland: "DX JUKEBOX/HOME NEWS" 21480, 17855  
 1611-1630 RMWS: "Culture & The Arts" 11860  
 1615-1644 BBC: "The Lady Of The Camellias" 17830, 15260  
 1815-1830 VOA: "Making A Nation" 26040, 21485, 15410  
 1849-1919 Holland: "DX JUKEBOX" 17605  
 2012-2025 Israel: "Studio 3" 11655  
 2049-2119 Holland: "DX JUKEBOX" 21640, 17695, 17605, 11730  
 2115-2120 BBC: "Ulster Newsletter" 15260, 11750, 9410  
 2120-2129 BBC: "IN THE MEANTIME" 15260, 11750, 9410  
 2130-2200 HCJB: "DX Party Line" 21480, 17885  
 2135-2155 Turkey: "DX Corner" 11955, 9515  
 2215-2240 Turkey: "News Magazine/Music Explained" 11955, 9515  
 2242-2255 Israel: "STUDIO 3" 11637 1/2, 9815, 7412 1/2  
 2320-2325 Cairo: "Science In Egypt" 9805

FRIDAY

0015-0030 Moscow: "Science & Engineering" 9490  
 0015-0030 VOA: "Making A Nation" 9640, 6130, 11740, 15205, 17730  
 0030-0059 BBC: "The Small, Intricate Life of Gerald C. Porter" 11750, 9410, 7325, 6175, 5975  
 0030-0100 DW: "Music" 15410  
 0040-0100 Belgium: "MAILBAG" 11715  
 0115-0130 DW: "Folk Music" 15410, 9735, 9700  
 0130-0158 Budapest: "Hungarian History" 9835, 9585  
 0135-0145 Prague: "DX Program" 7345, 5930, 11990  
 0145-0150 BBC: "Ulster Newsletter" 7325, 6175, 5975  
 0150-0159 BBC: "IN THE MEANTIME" 7325, 6175, 5975  
 0200-0210 Bucharest: "SKYLARK" 9570  
 0215-0229 BBC: "Music From Scotland" 7325, 6175, 5975  
 0215-0230 Moscow: "Science & Engineering" 9490  
 0230-0259 BBC: DOCUMENTARIES 9410, 7325, 6175, 5975  
 0235-0305 Cairo: "EGYPTIAN SONG & FOLKLORE" 9475  
 0249-0324 Holland: "DX JUKEBOX & HOME NEWS" 9590, 6165  
 0300-0330 DRF: "Operetta Concert" 9770, 5945  
 0300-0355 Juventud: "Jazz" 4900  
 0305-0315 Cairo: "Stamp Collectors' Club" 12050, 9475  
 0330-0345 HCJB: "MUSICA DEL ECUADOR" 11910, 9745, 15115  
 0335-0345 Prague: "DX Program" 7345, 5930, 11990  
 0411-0430 RMWS: "PROGRAM GUIDE" 9490  
 0430-0439 BBC: "LETTER FROM LONDON" 9410, 6175, 5975  
 0430-0500 DW: "Music" 6145, 9735  
 0500-0515 HCJB: "MUSICA DEL ECUADOR" 6095, 9745, 11915, 15115  
 0515-0530 DW: "Folk Music" 9735, 6145, 6085  
 0515-0530 Moscow: "Science & Engineering" 12050  
 0530-0544 AFRTS: "Meet Author/Newsmaker" 6030  
 0549-0624 Holland: "DX JUKEBOX & HOME NEWS" 9715, 6165  
 0611-0630 RMWS: "Science & Engineering" 12010  
 0630-0700 RMWS: "Russian By Radio" 12010  
 0715-0730 Moscow: "Science & Engineering" 12050  
 0809-0824 Holland: "Focus" 9770, 9715  
 0909-0924 Holland: "Focus" 9715  
 1030-1044 AFRTS: "Meet The Author/Newsmaker" 6030  
 1115-1124 BBC: "IN THE MEANTIME" 25650, 21710, 11775  
 1124-1129 BBC: "Ulster Newsletter" 25650, 21710, 11775  
 1215-1244 BBC: "These Musical Islands" 25650, 21710  
 1240-1252 Australia: "LETTERS TO THE EDITOR" 9580  
 1310-1330 Finland: Documentaries 15400  
 1330-1414 BBC: "Radio Theatre" 25650, 21710  
 1411-1430 RMWS: "Stamps & Hobbies" 9600  
 1415-1429 BBC: "Letterbox" 25650, 21710  
 1430-1459 BBC: "Command Performance" 25650, 21710  
 1440-1500 Finland: Documentaries 21475, 15400  
 1509-1524 Holland: "Focus" 21480, 17855  
 1611-1630 RMWS: "PROGRAM GUIDE" 11860  
 1635-1644 BBC: "New Ideas" 17830, 15260  
 1811-1830 RMWS: "DX Program" 11860, 12010, 12060  
 1833-1900 RMWS: "JUST FOR FUN" 11860, 12010, 12060  
 1904-1919 Holland: "Focus" 17605  
 1930-2000 RMWS: "Russian By Radio" 11860, 12010, 12060  
 2011-2030 RMWS: "PROGRAM GUIDE" 11860, 12010, 12060


2115-2145 RSA: "Panorama/Talking Point/New Nations" 21535  
 2135-2150 Sofia: "DX Program" 9765, 9665, 7115, 5915  
 2145-2154 BBC: "LETTER FROM LONDON" 15260, 11750, 9410  
 2150-2200 Free Europe: "COMMENTARY" 11770  
 2245-2300 UN Radio: "CARIBBEAN MAGAZINE" 11830  
 2315-2325 Cairo: "Land Of Minarets" 9805  
 2315-2329 BBC: "FROM THE WEEKLIES" 9590, 9410, 7325, 6175  
 2330-2357 BBC: "Animal, Vegetable or Mineral?" 9490, 9410, 7325, 6175

MULTI-DAY

0005-0030 Spain: "KALEIDOSCOPE" 11880, 9630  
 0015-0029 BBC: "Radio Newsreel" 7325, 5975, 9590  
 0030-0045 Moscow: "USSR NEWS/POZNER" 9490  
 0030-0100 VOA: "Magazine Show" 6130, 9640, 11740, 15205, 17730, Tu-Sa  
 0100-0229 AFRTS: "All Things Considered" 6030 Tu-Sa, 21570  
 0105-0130 Spain: "KALEIDOSCOPE" 11880, 9630  
 0115-0144 BBC: "DUT LOOK" 7325, 5975 Tu-Sa  
 0209-0215 BBC: "British Press Review" 7325, 6120, 5975  
 0215-0230 DW: "Music From Germany" 6145, 6085 Tu-Sa  
 0230-0245 Moscow: "USSR NEWS/POZNER" 9490  
 0303-0400 RNZ: "Appt. John Gordon" M-F 17860, 15345  
 0309-0315 BBC: "News About Britain" 7325, 5975  
 0315-0329 BBC: "THE WORLD TODAY" Tu-Sa 7325, 5975  
 0320-0334 CBC: "Booktime" 740, 940 Tu-Sa (EST zone)  
 0335-0459 CBC: "Mostly Music" as above  
 0412-0455 Israel: B net light classics 11655  
 0415-0445 Cuba: Classical Music 640 Tu-Sa  
 0435-0459 AFRTS: "Cronkite/Reasoner/etc." 6030, 15330 Tu-Sa  
 0505 WGN: "Great Music From Chicago" 720  
 0505 WJR: "Night Flight" 760  
 0508-0800 WSB: "Larry King Show" 750 Tu-Sa  
 0510-0559 CBC: "ELECTIC CIRCUS" (EST zone) 740 Tu-Sa  
 0515-0540 Spain: "KALEIDOSCOPE" 9630, 6065, 11880  
 0545-0559 BBC: "THE WORLD TODAY" 6175, 9510 Tu-Sa  
 0610-0659 CBC: "ELECTIC CIRCUS" (CST zone) 990 Tu-Sa  
 0635 AFRTS: "PROGRAM NOTES" 6030, 15330 Tu-Sa  
 1015-1029 Japan: various features 9505  
 1030-1057 CBL: BBC Comedy 740 M-F  
 1210-1219 Australia: "International Report" 9580 M-F  
 1215-1300 VOA: "Music USA Jazz" M S 9565, 11715  
 1230-1240 Australia: "Australian News" 9580  
 1309-1329 BBC: "24 Hours" 11775 M-F  
 1330-1359 AFRTS: "ABC & CBS News" 9700, 11805 M-Sa  
 1411-1416 AFRTS: "NEWSBREAK" 9700, 11805, 15330, 15430 M-F  
 1415-1430 Japan: various features 9505  
 1435-1442 AFRTS: "Spectrum" 9700, 11805, 15430 M-Sa  
 1445-1455 Indonesia: Music 11789, 15200  
 1530-1615 NSB: "Tokyo Forum Gettogether" 9595 M-Sa  
 1609-1615 BBC: "Commentary" 17830, 15260  
 1711-1722 AFRTS: "Paul Harvey" 15430, 15330, 11805 M-F  
 1824-1829 AFRTS: "NEWSBREAK" 17765, 15430, 15330 M-F  
 1835 AFRTS: "PROGRAM NOTES" 17765, 15430, 15330, 15345 M-Sa  
 1904-1929 CBCN: various features 11720, 9625 M-F  
 1935-1942 AFRTS: "Spectrum" 17765, 15430, 15330, 15345 M-Sa

2009-2029 BBC: "24 Hours" 17840, 15260 M-F  
 2015-2100 VOA: "Music USA Jazz" 21590, 17785, 15140 M-Sa  
 2111-2122 AFRTS: "Paul Harvey" 17765, 15430 M-Sa 15330, 15345  
 2209-2225 BBC: "THE WORLD TODAY" 15260 M-F, 11750, 9410  
 2215-2230 DW: "Music From Germany" 15410 M-F  
 2215-2300 VOA: "Music USA Jazz" M-Sa 21485  
 2230-2259 RC: "AS IT HAPPENS" 15325, 11925, 9760 M-F  
 2235-2255 AFRTS: "Cronkite/Reasoner/etc." 21570 M-F  
 2309-2315 BBC: "Commentary" 15260, 7325, 6175, 5975  
 2309 Grenada: "OBITUARIES" 15045  
 2315-2330 Japan: various features 17755  
 2321-2326 AFRTS: "REST OF THE STORY" 17765, 15330 M-F  
 2330-2400 Grenada: "Tonight" 15045 not Sun  
 2330-2459 RC: "AS IT HAPPENS" 11710, 5960 M-F

**THE MOST ADVANCED SCANNER IN THE WORLD IS ALSO THE EASIEST TO OPERATE.**



**THE Bearcat 300 WITH SERVICE SEARCH.**

Push a button—and search for police action. Push another—and listen to aircraft/tower communications.  
 The Bearcat 300 is the most advanced scanner yet developed. But more, it's also one of the easiest to operate.  
 More than 2100 active frequencies have been pre-programmed into the Bearcat 300's Service Search memory bank. Service Search arranges them in eleven categories: Police, Fire, Marine, HAM, Emergency, Mobile Telephone, Government, Forestry, Industrial, Transportation and Aircraft.  
 Just push any one of the eleven Service Search buttons—and find the kind of excitement you want to hear. Then, program it into the normal scan operation via keyboard entry.  
 The Bearcat 300 with Service Search is like having a frequency directory built right into your set. Plus the freedom of 50-channel/7-band synthesized scanning—with a full complement of features and functions to quicken the excitement.  
 The Bearcat 300. Simply stated, it's the best.  
 Frequency range: 32-50, 118-136 AM, 144-174, 421-512 MHz. List price is \$519.95, but from Communications Electronics, your cost is only \$339.00. Add \$5.00 for U.P.S. ground shipping in the continental U.S., or \$9.00 for even faster U.P.S. air shipping. You may order by credit card by calling our number below. Reserve now for March - April, 1980 delivery. Bearcat is a registered trademark of Electra Company, Division of Masco Corporation of Indiana.

**COMMUNICATIONS ELECTRONICS™**

854 Phoenix □ Box 1002 □ Ann Arbor, Michigan 48106 U.S.A.  
 Call TOLL-FREE (800) 521-4414 or outside U.S.A. (313) 994-4444  
**CIRCLE NO. 1 ON FREE INFORMATION CARD**



**TRS-80, LEVEL II, 16K**  
**\$ 669.00** plus shipping  
**TOLL-FREE (ORDERS ONLY)**  
**800-258-1790**

**ASK FOR OUR FREE CATALOG!**



# Computer Bits

By Leslie Solomon  
Technical Director

## THE COMPUTER WORLD "OVER THERE"

**L**AST NOVEMBER, I had the pleasure of attending the Personal Computer World Show that took place in London, England. This three-day computer hobbyist fair had the same "look" as any of the similar computer shows that take place in this country, except that it was slightly smaller, and there were a lot of strange languages being spoken. Visitors came from all over the British Isles, Scandinavia, and the rest of Europe, including some from behind the iron curtain countries, such as Yugoslavia and Poland.

There were about 50 booths on the main floor; and, since the majority of the exhibitors were European representatives of American manufacturers, most of the systems on display were quite familiar to a visitor from the States. In many cases, each booth carried several American devices that were up and running. However, there were a number of excellent hardware systems that were designed and manufactured in Europe, particularly England.

It was interesting to note that there is quite a market for standards conversion and NTSC monitors. This is a result, of course, of the different video bases used by American and British computer manufacturers. Ours is NTSC, while they use PAL.

There was no difference in the enthusiasm of the European computer hobbyist compared to his American counterpart—it was in abundant evidence everywhere. The enthusiasm is all the more striking when one considers the prices that the Briton must pay for a piece of American equipment. Owing to a number of factors (including shipping, inflation, taxes, etc.), an American computer costs about twice as much in England as it does here. Thus, a \$1000 item in New York costs 1000 pounds in London—the pound being approximately equivalent to two dollars currently.

The cost of computer hardware may be one reason that the British are devoting a great deal of time to creating their own software. And they are beginning to catch up with us when it comes to hardware. Last year, when I was there, they appeared to be about a year or two behind us—judging by the oohing and aahing I heard at some of the latest peripherals that I brought over to show them. This year, they seemed to have caught up since I saw many peripherals at this show that were just starting to appear on the American market.

Unfortunately, high costs were also reflected in the admission charges to the Show. Admission to the exhibition alone was \$3—not so bad. However, during the three-

day show, there was a seminar during which 12 speakers "did their thing" (yours truly being one of them). Price for entry to the seminar (and show) was \$90 plus \$13 tax (!) for the first two days (Thursday and Friday) which also included lunches, while on Saturday, it cost \$28 plus \$8 tax, including a sandwich lunch.

**PACS Game Festival.** The Philadelphia Area Computer Society, in conjunction with LaSalle College Physics Department, is holding a computer games festival on March 15, 1980 between 10 AM and 6 PM in the LaSalle College Ballroom, 20th and Olney, Philadelphia, PA 19141. For further information, contact Dr. Stephen A. Longo, Physics Dept., LaSalle College, Philadelphia, PA 19141 (Tel: 215-951-1255).

**Small Computer Symposium.** To be held at the University of Tennessee, Knoxville, TN, during the fourth weekend in February, this symposium will present a forum for the display and discussion of small computers in the area of hobby, education and business. For further information, contact Mike Sappington, 8 Ayres Hall, University of Tennessee, Knoxville, TN 37916.

**PET Cursor Problems.** A problem that seems to occur in the use of machine language programs or one of the early PET-2001's is loss of cursor for unknown reasons. The New Cursor<sup>®</sup> can be installed without soldering or modifications to the PET and no special tools are required. It provides instant pushbutton cursor retrieval without machine power-down or software manipulation. \$4.95. Specify type of PET or CBM computer. International Technical Systems, Inc., P.O. Box 264, Woodbridge, VA 22194 (Tel: 804-262-9709).

**Super Graphics.** The VMS (video modular systems) is a series of video processing modules having 4-bit resolution for the red, green and blue channels and operates with a general-purpose microcomputer. The series includes an A/D converter, D/A converter, and RGB Encoder. Through software, the devices function as a mapped colorizing unit. The configured modules will internally generate, mix and display all 16 levels of red, green and blue images, as well as their combinations. This produces 4096 colors. It has the ability to update the colorizer signal each 1/60th of a second. Upcoming modules include an 8 X 3 matrix switcher, frame buffer, vertical and horizontal pattern genera-

tor, color vector display and waveform adapter, firmware I/O interface, RGB decoder, multiplexer key matrix and a video processing unit. For further information on this professional system, contact Ron Wilton, G.E.S.I., 1440 San Pablo Ave., Berkeley CA 94702 (Tel: 415-527-7700).

**Apple and S-100 Modems.** The MICRO-MODEM II is a data communication system for the Apple II, and the MICROMODEM 100 is for S-100 systems. Both feature MICRO-COUPLER data access arrangement, an FCC-registered device that provides direct access into the telephone system with none of the losses or distortions associated with acoustic couplers. It can automatically answer the phone or originate a call. Both are Bell 103 compatible. The MICROMODEM II is supplied with firmware in ROM and plugs into any Apple I/O slot. The MICROMODEM 100 is fully compatible with 16-bit and 4-MHz processors. D.C. Hayes Associates Inc., 10 Perimeter Park Dr., Atlanta, GA 30341 (Tel: 404-455-7663).

**Digitizer.** The Hi-Pad Digitizer allows graphics input with both serial and parallel interfaces as standard features. In addition to resolution by inch, metric measurement is included. It also has a translucent tablet area for rear projection. It can be used with any North Star-based system or Vector Graphics High Resolution Video Display. \$795. Micro-age Wholesale, 1425 West 12th Place, Tempe, AZ 85281 (Tel: 602-894-9247).

**Apple Interface.** The A10 Serial and Parallel Apple Interface features a software programmable serial interface using the RS-232 standard at 9 selected baud rates. On-board firmware provides a driver routine so the user does not need to write software. The parallel portion features software programmable I/O ports that can handle two printers simultaneously. A parallel driver routine is available in firmware as an option. Solid State Music, 2116 Walsh Ave., Santa Clara, CA 95050 (Tel: 408-246-2707).

**Transient Protection.** The Blitz-Bug is a fast-acting transient and surge protector that keeps guard over your electric power lines. It has a response time of less than 50 nanoseconds, and can sustain up to 20 joules of current for a short period. All impulses are restrained to 186 volts. \$19.95. Omni Communication Co., Inc., 200 West Country Line Rd., RD 3 Box 200, Jackson, NJ 08527.

**Typewriter I/O.** The I/O Pak (actually just an output port) is an electromechanical interface that fits over the keyboard of any electric typewriter and connects it to a computer. The unit consists of a bank of solenoids that operate each key. It produces no more key pressure than a conventional typist. No mechanical modifications of the typewriter are required, and the Pak can be instantly removed. \$439. TRS-80 Interface \$89.50, Apple Interface \$79.95, GPI (S-100) Interface \$69.50. Rochester Data Inc., 3100 Monroe Ave., Rochester, NY 14618 (Tel: 716-385-4336).

**Equipment Covers.** You can now protect your valuable computing equipment from dust, spills and scratches with attractive







# DSI GOES LCD


TRUE RMS - 3½ DIGITS - DMM - .1% BASIC ACCURACY

149<sup>95</sup>

LC 5000

FACTORY WIRED

AVAILABLE  
JANUARY 1980



## RANGES

- AC TRUE RMS TO 1000V — 200mv, 2v, 20v, 200v, 1000v
- DC VOLTAGE TO 1000V — 200mv, 2v, 20v, 200v, 1000v
- DC CURRENT TO 2 Amps — 200μa, 2ma, 20ma, 200ma, 2A
- RESISTANCE TO 20 Megohms — 200, 2k, 20k, 200k, 2mg, 20mg

## AN UNPRECEDENTED DSI VALUE . . .

in a high quality, LSI Design, .1% basic accuracy, 3½ digit DMM and because it's a DSI innovation, you know it obsoletes all competitive makes, both in price and performance.

No longer do you have to settle for small readouts, short battery life, a kit with a bag of parts, a black box with 20 Resistors that need adjustment every time you need to recalibrate, because you only budgeted \$100.00 or \$150.00 for a DMM.

The Model LC 5000 is factory assembled and tested in the USA. DSI has designed in Precision Laser Trimmed

Resistor Networks to provide maximum accuracy resulting in long time periods between recalibration and a simple two adjustment calibration procedure. The LC 5000 incorporates a fused input circuit to help prevent damage to the DMM. The large .5 inch LCD Readouts are easy to read even in the brightest sunlight and allows for very low battery drain, normally only two battery changes a year is required. The LC 5000 is the perfect accuracy instrument on the bench or in the field — you can depend on DSI LC 5000 to meet all your needs. Buy Quality — Buy Performance — Buy Reliability — Buy DSI.

FOR INFORMATION — DEALER LOCATION — ORDERS — OEM  
CALL 800-854-2049 CALIFORNIA RESIDENTS CALL 800-542-6253

LC 5000 wired factory burned-in 1 year limited warranty. Prices and/or specifications subject to change without notice or obligation.

TERMS: MC - VISA - AE - Check — M.O. - C.O.D. in U.S. Funds. Please add 10% to a maximum of \$10.00 for shipping, handling and insurance. Orders outside of USA & Canada, please add \$20.00 additional to cover air shipment. California residents add 6% Sales Tax.



DSI INSTRUMENTS, INC.

9550 Chesapeake Drive  
San Diego, California 92123  
(714) 565-8402

Model LC 5000 . . . . \$149.95  
LCBA - Rechargeable  
Battery Pack Includes  
AC Battery Charger . \$24.95

CIFCLEN0.24 ON FREE INFORMATION CARD

www.americanradiohistory.com



# PROJECT OF THE MONTH

BY FORREST M. MIMS

## Dark/Light Detector

HERE IS a simple but useful circuit that can function as either a light detector or a dark detector. The circuit's photosensor is a standard cadmium-sulfide (CdS) light-dependent resistor. When the project is operating in its light-detection mode and the photosensor is dark, there is no output. When light strikes the sensitive surface of the LDR, the speaker emits a tone. When the circuit is in its dark-detection mode and the LDR is illuminated, the speaker is quiet. It emits a tone when the photosensor is dark.

The circuit is actually an astable oscillator operating as a tone generator. The oscillator is designed around a 555 timer chip whose reset input (pin 4) is the key to the project's two modes of operation. When pin 4 is at or close to  $+V_{cc}$ , the circuit will oscillate. When pin 4 is grounded, however,  $C1$  is discharged and the circuit ceases oscillation.

In both the light- and dark-detection modes, the light-dependent resistor and  $R3$  form a voltage divider whose center node is connected to pin 4 of the timer IC. When  $S1$ , a dpdt toggle switch, is placed in position L, the photosensor is connected between pin 4 of the IC and  $+V_{cc}$ . When the level of ambient light increases sufficiently, the resistance of the photosensor decreases to a low value, pin 4 approaches  $+V_{cc}$  and the circuit oscillates. This is the circuit's light-detection mode.

When  $S1$  is placed in position D, the photosensor is between pin 4 and ground and fixed resistor  $R3$  is between pin 4 and  $+V_{cc}$ . Now, when sufficient light strikes the photosensor, pin 4 approaches ground potential and the circuit ceases to oscillate. The project thus functions as a dark detector because removing light from the LDR permits the 555 to oscillate.

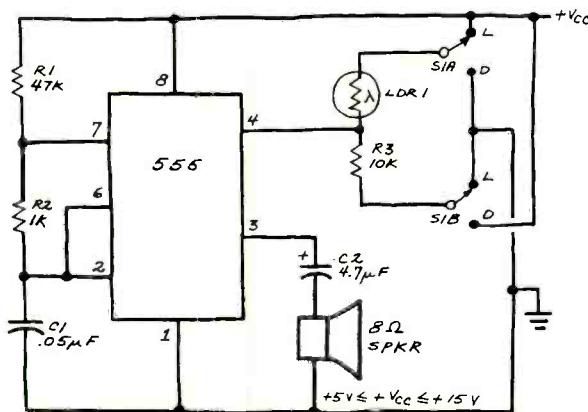
The circuit is easily modified. For ex-

ample, increasing the value of  $C1$  will decrease the frequency of oscillation. Reducing the capacitance of  $C1$  will increase the frequency. For more volume, the speaker can be driven by an audio amplifier whose input is capacitively coupled to pin 3 of the timer IC. If only light (or dark) detection is desired,  $S1$  can be eliminated. The photosensor and  $R3$  should then be permanently in the positions corresponding to the desired operating mode.


This project has many useful applications. In its light-detection mode, for example, it can be used as an open-door alarm for a refrigerator or freezer or an open-drawer alarm for a cash register. The circuit makes a simple annunciator when used in its dark-detection mode. A source of steady light (artificial or sunlight) beamed at the photosensor inhibits the tone. An interruption of the light beam, such as occurs when a physical object passes between the light source and the sensor, stimulates oscillation.

Both operating modes make interesting day/night indicators. In the light-detection mode, the speaker will sound when the sun rises; and in the dark-detection mode, it will sound when the sun sets.

**Laser Transmitter.** In a previous column, I briefly described a miniature semiconductor laser transmitter I had built. Complete with battery, driver circuit and lens, the transmitter is not much bigger than a lipstick holder. Many readers have requested construction details for this laser. Unfortunately, however, the 4-layer diode which switches current through the laser diode is no longer available in small quantities. If an economical source for a 4-layer diode with a 20-to-25-volt switching level can be found, plans for the transmitter will appear as a future Project. ♦



## Put Professional Knowledge and a COLLEGE DEGREE in your Electronics Career through HOME STUDY



### Earn Your DEGREE

No commuting to class. Study at your own pace, while continuing your present job. The Grantham home-study program leads first to the A.S.E.T. and then to the B.S.E.T. degree. Our free bulletin gives full details. Write for *Bulletin ET-80*.

**Grantham College of Engineering**  
2500 So. LaCienega Blvd.  
Los Angeles, California 90034

**GRANTHAM'S FCC LICENSE STUDY GUIDE**  
—377 pages, 16 FCC-type practice tests, 1465 questions with answers and discussions—covering third, second, and first class radiotelephone license exams. Preparation for each separate class of license is presented in a separate section of the book. \$15.75 postpaid. Order from:

GSE Publications  
P. O. Box 35499, Los Angeles, Calif. 90035

**NEW FOR THE '80'S FROM B&A**

### PROTEUS I™

PROGRAMMABLE PRESET LEAD SYNTHESIZER

- 2 exponential VCO's with Sync.
- Noise source
- 24 dB/octave low pass VCF
- Wide range LFO
- Wide range ADSR envelope generator
- 3 octave digital keyboard
- 16 programmable presets with ni-cad battery backup
- Preset data and address port provided:
- Liberal patch over hardware points

QUESTIONS? How easy is it to assemble? How powerful and versatile? What are the interfacing details? The PROTEUS USING/ASSEMBLY MANUAL set answers these questions and many more.

Price—\$10.00 refundable with purchase.

No. 8750 PROTEUS KIT ..... \$399.00;  
Assembled ..... \$499.00  
(shipped freight collect)

( ) Send the 8750 kit, \$399.00 enclosed.  
( ) Send the 8750 assembled, \$499 enclosed.  
( ) TELL ME MORE, send the 8750 Assembly & Using manual, \$10 enclosed.  
( ) Send FREE Catalog.

Name: \_\_\_\_\_  
Address: \_\_\_\_\_  
City: \_\_\_\_\_ State: \_\_\_\_\_ Zip: \_\_\_\_\_  
Dept. 2-P, 1020 W. Wilshire  
B&A Electronics Okla. City, OK 73116

CIRCLE NO. 53 ON FREE INFORMATION CARD

DIGI-KEY CORPORATION Quality Electronic Components

TOLL FREE 1-800-346-5144 MN., AK., HI. RESIDENTS 218-681-6674

DON'T FORGET OUR DISCOUNTS WHEN COMPARING PRICES

I.C.'S • RESISTORS • TRANSISTORS • CAPACITORS • DIODES • I.C. SOCKETS & PINS • SWITCHES CLOCK MODULES • OPTOELECTRONICS • BREADBOARDING & TESTING DEVICES • DRAFTING SUPPLIES DATA BOOKS • HEAT SINKS • WIRE • TOOLS ... AND MORE ... WRITE FOR FREE CATALOG ...

TIME-TEMPERATURE PROGRAMMABLE MODULE USER PROGRAMMABLE FOR 18 and 24°C on an actual number of temperature sensors...

MA1026 Red LED Display Features: 12 LED display, 18 and 24°C, 1000 Hz, 1000 Hz, 1000 Hz...

MA1023 Clock Module Features: 12 LED display, 18 and 24°C, 1000 Hz, 1000 Hz, 1000 Hz...

MA1023 Clock Module Features: 12 LED display, 18 and 24°C, 1000 Hz, 1000 Hz, 1000 Hz...

THE "PROGRAMMABLE" CLOCK MODULE MA1023

MA1023 Clock Module Features: 12 LED display, 18 and 24°C, 1000 Hz, 1000 Hz, 1000 Hz...

MA1023 Clock Module Features: 12 LED display, 18 and 24°C, 1000 Hz, 1000 Hz, 1000 Hz...

DIGI-KEY KIT Features: 12 VDC - Ideal for Car, Van or Boat...

TEXAS INSTRUMENTS I.C. SOCKETS Solder Tail Dip Sockets

GOLD INLAY SOLDER TAIL Series C-15 Min. 200 Microinch Inlay

WIRE WRAP DIP SOCKETS Standard profile, Universal mounting and handling capabilities...

TIN PLATED WIRE WRAP Series C-1 Min. 100 Microinch Tin

GOLD INLAY WIRE WRAP Series C-1 Min. 50 Microinch Gold Inlay

MOLEX I.C. SOCKET PINS Series C-1 20/24 38/20/30 27/5 60/30/50

TEXAS INSTRUMENTS GOLD EDGEBOARD CONNECTORS

MA SERIES 100 x 200 EDGEBOARD CONNECTORS

INTEGRATED CIRCUITS 7400 TTL, 74100 ST, 7400 CMOS, LINEAR I.C.'S

WIRE-WRAPPING WIRE PRE CUT - PRE STRIPPED

5% CARBON FILM RESISTORS WATT RESISTOR ASSORTMENTS

WATT RESISTORS ASSORTMENTS Catalog Number Description PRICE

SILICON TRANSISTORS 2N1070, 2N1071, 2N1072, 2N1073, 2N1074, 2N1075, 2N1076, 2N1077, 2N1078, 2N1079, 2N1080, 2N1081, 2N1082, 2N1083, 2N1084, 2N1085, 2N1086, 2N1087, 2N1088, 2N1089, 2N1090, 2N1091, 2N1092, 2N1093, 2N1094, 2N1095, 2N1096, 2N1097, 2N1098, 2N1099, 2N1100, 2N1101, 2N1102, 2N1103, 2N1104, 2N1105, 2N1106, 2N1107, 2N1108, 2N1109, 2N1110, 2N1111, 2N1112, 2N1113, 2N1114, 2N1115, 2N1116, 2N1117, 2N1118, 2N1119, 2N1120, 2N1121, 2N1122, 2N1123, 2N1124, 2N1125, 2N1126, 2N1127, 2N1128, 2N1129, 2N1130, 2N1131, 2N1132, 2N1133, 2N1134, 2N1135, 2N1136, 2N1137, 2N1138, 2N1139, 2N1140, 2N1141, 2N1142, 2N1143, 2N1144, 2N1145, 2N1146, 2N1147, 2N1148, 2N1149, 2N1150, 2N1151, 2N1152, 2N1153, 2N1154, 2N1155, 2N1156, 2N1157, 2N1158, 2N1159, 2N1160, 2N1161, 2N1162, 2N1163, 2N1164, 2N1165, 2N1166, 2N1167, 2N1168, 2N1169, 2N1170, 2N1171, 2N1172, 2N1173, 2N1174, 2N1175, 2N1176, 2N1177, 2N1178, 2N1179, 2N1180, 2N1181, 2N1182, 2N1183, 2N1184, 2N1185, 2N1186, 2N1187, 2N1188, 2N1189, 2N1190, 2N1191, 2N1192, 2N1193, 2N1194, 2N1195, 2N1196, 2N1197, 2N1198, 2N1199, 2N1200, 2N1201, 2N1202, 2N1203, 2N1204, 2N1205, 2N1206, 2N1207, 2N1208, 2N1209, 2N1210, 2N1211, 2N1212, 2N1213, 2N1214, 2N1215, 2N1216, 2N1217, 2N1218, 2N1219, 2N1220, 2N1221, 2N1222, 2N1223, 2N1224, 2N1225, 2N1226, 2N1227, 2N1228, 2N1229, 2N1230, 2N1231, 2N1232, 2N1233, 2N1234, 2N1235, 2N1236, 2N1237, 2N1238, 2N1239, 2N1240, 2N1241, 2N1242, 2N1243, 2N1244, 2N1245, 2N1246, 2N1247, 2N1248, 2N1249, 2N1250, 2N1251, 2N1252, 2N1253, 2N1254, 2N1255, 2N1256, 2N1257, 2N1258, 2N1259, 2N1260, 2N1261, 2N1262, 2N1263, 2N1264, 2N1265, 2N1266, 2N1267, 2N1268, 2N1269, 2N1270, 2N1271, 2N1272, 2N1273, 2N1274, 2N1275, 2N1276, 2N1277, 2N1278, 2N1279, 2N1280, 2N1281, 2N1282, 2N1283, 2N1284, 2N1285, 2N1286, 2N1287, 2N1288, 2N1289, 2N1290, 2N1291, 2N1292, 2N1293, 2N1294, 2N1295, 2N1296, 2N1297, 2N1298, 2N1299, 2N1300, 2N1301, 2N1302, 2N1303, 2N1304, 2N1305, 2N1306, 2N1307, 2N1308, 2N1309, 2N1310, 2N1311, 2N1312, 2N1313, 2N1314, 2N1315, 2N1316, 2N1317, 2N1318, 2N1319, 2N1320, 2N1321, 2N1322, 2N1323, 2N1324, 2N1325, 2N1326, 2N1327, 2N1328, 2N1329, 2N1330, 2N1331, 2N1332, 2N1333, 2N1334, 2N1335, 2N1336, 2N1337, 2N1338, 2N1339, 2N1340, 2N1341, 2N1342, 2N1343, 2N1344, 2N1345, 2N1346, 2N1347, 2N1348, 2N1349, 2N1350, 2N1351, 2N1352, 2N1353, 2N1354, 2N1355, 2N1356, 2N1357, 2N1358, 2N1359, 2N1360, 2N1361, 2N1362, 2N1363, 2N1364, 2N1365, 2N1366, 2N1367, 2N1368, 2N1369, 2N1370, 2N1371, 2N1372, 2N1373, 2N1374, 2N1375, 2N1376, 2N1377, 2N1378, 2N1379, 2N1380, 2N1381, 2N1382, 2N1383, 2N1384, 2N1385, 2N1386, 2N1387, 2N1388, 2N1389, 2N1390, 2N1391, 2N1392, 2N1393, 2N1394, 2N1395, 2N1396, 2N1397, 2N1398, 2N1399, 2N1400, 2N1401, 2N1402, 2N1403, 2N1404, 2N1405, 2N1406, 2N1407, 2N1408, 2N1409, 2N1410, 2N1411, 2N1412, 2N1413, 2N1414, 2N1415, 2N1416, 2N1417, 2N1418, 2N1419, 2N1420, 2N1421, 2N1422, 2N1423, 2N1424, 2N1425, 2N1426, 2N1427, 2N1428, 2N1429, 2N1430, 2N1431, 2N1432, 2N1433, 2N1434, 2N1435, 2N1436, 2N1437, 2N1438, 2N1439, 2N1440, 2N1441, 2N1442, 2N1443, 2N1444, 2N1445, 2N1446, 2N1447, 2N1448, 2N1449, 2N1450, 2N1451, 2N1452, 2N1453, 2N1454, 2N1455, 2N1456, 2N1457, 2N1458, 2N1459, 2N1460, 2N1461, 2N1462, 2N1463, 2N1464, 2N1465, 2N1466, 2N1467, 2N1468, 2N1469, 2N1470, 2N1471, 2N1472, 2N1473, 2N1474, 2N1475, 2N1476, 2N1477, 2N1478, 2N1479, 2N1480, 2N1481, 2N1482, 2N1483, 2N1484, 2N1485, 2N1486, 2N1487, 2N1488, 2N1489, 2N1490, 2N1491, 2N1492, 2N1493, 2N1494, 2N1495, 2N1496, 2N1497, 2N1498, 2N1499, 2N1500, 2N1501, 2N1502, 2N1503, 2N1504, 2N1505, 2N1506, 2N1507, 2N1508, 2N1509, 2N1510, 2N1511, 2N1512, 2N1513, 2N1514, 2N1515, 2N1516, 2N1517, 2N1518, 2N1519, 2N1520, 2N1521, 2N1522, 2N1523, 2N1524, 2N1525, 2N1526, 2N1527, 2N1528, 2N1529, 2N1530, 2N1531, 2N1532, 2N1533, 2N1534, 2N1535, 2N1536, 2N1537, 2N1538, 2N1539, 2N1540, 2N1541, 2N1542, 2N1543, 2N1544, 2N1545, 2N1546, 2N1547, 2N1548, 2N1549, 2N1550, 2N1551, 2N1552, 2N1553, 2N1554, 2N1555, 2N1556, 2N1557, 2N1558, 2N1559, 2N1560, 2N1561, 2N1562, 2N1563, 2N1564, 2N1565, 2N1566, 2N1567, 2N1568, 2N1569, 2N1570, 2N1571, 2N1572, 2N1573, 2N1574, 2N1575, 2N1576, 2N1577, 2N1578, 2N1579, 2N1580, 2N1581, 2N1582, 2N1583, 2N1584, 2N1585, 2N1586, 2N1587, 2N1588, 2N1589, 2N1590, 2N1591, 2N1592, 2N1593, 2N1594, 2N1595, 2N1596, 2N1597, 2N1598, 2N1599, 2N1600, 2N1601, 2N1602, 2N1603, 2N1604, 2N1605, 2N1606, 2N1607, 2N1608, 2N1609, 2N1610, 2N1611, 2N1612, 2N1613, 2N1614, 2N1615, 2N1616, 2N1617, 2N1618, 2N1619, 2N1620, 2N1621, 2N1622, 2N1623, 2N1624, 2N1625, 2N1626, 2N1627, 2N1628, 2N1629, 2N1630, 2N1631, 2N1632, 2N1633, 2N1634, 2N1635, 2N1636, 2N1637, 2N1638, 2N1639, 2N1640, 2N1641, 2N1642, 2N1643, 2N1644, 2N1645, 2N1646, 2N1647, 2N1648, 2N1649, 2N1650, 2N1651, 2N1652, 2N1653, 2N1654, 2N1655, 2N1656, 2N1657, 2N1658, 2N1659, 2N1660, 2N1661, 2N1662, 2N1663, 2N1664, 2N1665, 2N1666, 2N1667, 2N1668, 2N1669, 2N1670, 2N1671, 2N1672, 2N1673, 2N1674, 2N1675, 2N1676, 2N1677, 2N1678, 2N1679, 2N1680, 2N1681, 2N1682, 2N1683, 2N1684, 2N1685, 2N1686, 2N1687, 2N1688, 2N1689, 2N1690, 2N1691, 2N1692, 2N1693, 2N1694, 2N1695, 2N1696, 2N1697, 2N1698, 2N1699, 2N1700, 2N1701, 2N1702, 2N1703, 2N1704, 2N1705, 2N1706, 2N1707, 2N1708, 2N1709, 2N1710, 2N1711, 2N1712, 2N1713, 2N1714, 2N1715, 2N1716, 2N1717, 2N1718, 2N1719, 2N1720, 2N1721, 2N1722, 2N1723, 2N1724, 2N1725, 2N1726, 2N1727, 2N1728, 2N1729, 2N1730, 2N1731, 2N1732, 2N1733, 2N1734, 2N1735, 2N1736, 2N1737, 2N1738, 2N1739, 2N1740, 2N1741, 2N1742, 2N1743, 2N1744, 2N1745, 2N1746, 2N1747, 2N1748, 2N1749, 2N1750, 2N1751, 2N1752, 2N1753, 2N1754, 2N1755, 2N1756, 2N1757, 2N1758, 2N1759, 2N1760, 2N1761, 2N1762, 2N1763, 2N1764, 2N1765, 2N1766, 2N1767, 2N1768, 2N1769, 2N1770, 2N1771, 2N1772, 2N1773, 2N1774, 2N1775, 2N1776, 2N1777, 2N1778, 2N1779, 2N1780, 2N1781, 2N1782, 2N1783, 2N1784, 2N1785, 2N1786, 2N1787, 2N1788, 2N1789, 2N1790, 2N1791, 2N1792, 2N1793, 2N1794, 2N1795, 2N1796, 2N1797, 2N1798, 2N1799, 2N1800, 2N1801, 2N1802, 2N1803, 2N1804, 2N1805, 2N1806, 2N1807, 2N1808, 2N1809, 2N1810, 2N1811, 2N1812, 2N1813, 2N1814, 2N1815, 2N1816, 2N1817, 2N1818, 2N1819, 2N1820, 2N1821, 2N1822, 2N1823, 2N1824, 2N1825, 2N1826, 2N1827, 2N1828, 2N1829, 2N1830, 2N1831, 2N1832, 2N1833, 2N1834, 2N1835, 2N1836, 2N1837, 2N1838, 2N1839, 2N1840, 2N1841, 2N1842, 2N1843, 2N1844, 2N1845, 2N1846, 2N1847, 2N1848, 2N1849, 2N1850, 2N1851, 2N1852, 2N1853, 2N1854, 2N1855, 2N1856, 2N1857, 2N1858, 2N1859, 2N1860, 2N1861, 2N1862, 2N1863, 2N1864, 2N1865, 2N1866, 2N1867, 2N1868, 2N1869, 2N1870, 2N1871, 2N1872, 2N1873, 2N1874, 2N1875, 2N1876, 2N1877, 2N1878, 2N1879, 2N1880, 2N1881, 2N1882, 2N1883, 2N1884, 2N1885, 2N1886, 2N1887, 2N1888, 2N1889, 2N1890, 2N1891, 2N1892, 2N1893, 2N1894, 2N1895, 2N1896, 2N1897, 2N1898, 2N1899, 2N1900, 2N1901, 2N1902, 2N1903, 2N1904, 2N1905, 2N1906, 2N1907, 2N1908, 2N1909, 2N1910, 2N1911, 2N1912, 2N1913, 2N1914, 2N1915, 2N1916, 2N1917, 2N1918, 2N1919, 2N1920, 2N1921, 2N1922, 2N1923, 2N1924, 2N1925, 2N1926, 2N1927, 2N1928, 2N1929, 2N1930, 2N1931, 2N1932, 2N1933, 2N1934, 2N1935, 2N1936, 2N1937, 2N1938, 2N1939, 2N1940, 2N1941, 2N1942, 2N1943, 2N1944, 2N1945, 2N1946, 2N1947, 2N1948, 2N1949, 2N1950, 2N1951, 2N1952, 2N1953, 2N1954, 2N1955, 2N1956, 2N1957, 2N1958, 2N1959, 2N1960, 2N1961, 2N1962, 2N1963, 2N1964, 2N1965, 2N1966, 2N1967, 2N1968, 2N1969, 2N1970, 2N1971, 2N1972, 2N1973, 2N1974, 2N1975, 2N1976, 2N1977, 2N1978, 2N1979, 2N1980, 2N1981, 2N1982, 2N1983, 2N1984, 2N1985, 2N1986, 2N1987, 2N1988, 2N1989, 2N1990, 2N1991, 2N1992, 2N1993, 2N1994, 2N1995, 2N1996, 2N1997, 2N1998, 2N1999, 2N2000, 2N2001, 2N2002, 2N2003, 2N2004, 2N2005, 2N2006, 2N2007, 2N2008, 2N2009, 2N2010, 2N2011, 2N2012, 2N2013, 2N2014, 2N2015, 2N2016, 2N2017, 2N2018, 2N2019, 2N2020, 2N2021, 2N2022, 2N2023, 2N2024, 2N2025, 2N2026, 2N2027, 2N2028, 2N2029, 2N2030, 2N2031, 2N2032, 2N2033, 2N2034, 2N2035, 2N2036, 2N2037, 2N2038, 2N2039, 2N2040, 2N2041, 2N2042, 2N2043, 2N2044, 2N2045, 2N2046, 2N2047, 2N2048, 2N2049, 2N2050, 2N2051, 2N2052, 2N2053, 2N2054, 2N2055, 2N2056, 2N2057, 2N2058, 2N2059, 2N2060, 2N2061, 2N2062, 2N2063, 2N2064, 2N2065, 2N2066, 2N2067, 2N2068, 2N2069, 2N2070, 2N2071, 2N2072, 2N2073, 2N2074, 2N2075, 2N2076, 2N2077, 2N2078, 2N2079, 2N2080, 2N2081, 2N2082, 2N2083, 2N2084, 2N2085, 2N2086, 2N2087, 2N2088, 2N2089, 2N2090, 2N2091, 2N2092, 2N2093, 2N2094, 2N2095, 2N2096, 2N2097, 2N2098, 2N2099, 2N2100, 2N2101, 2N2102, 2N2103, 2N2104, 2N2105, 2N2106, 2N2107, 2N2108, 2N2109, 2N2110, 2N2111, 2N2112, 2N2113, 2N2114, 2N2115, 2N2116, 2N2117, 2N2118, 2N2119, 2N2120, 2N2121, 2N2122, 2N2123, 2N2124, 2N2125, 2N2126, 2N2127, 2N2128, 2N2129, 2N2130, 2N2131, 2N2132, 2N2133, 2N2134, 2N2135, 2N2136, 2N2137, 2N2138, 2N2139, 2N2140, 2N2141, 2N2142, 2N2143, 2N2144, 2N2145, 2N2146, 2N2147, 2N2148, 2N2149, 2N2150, 2N2151, 2N2152, 2N2153, 2N2154, 2N2155, 2N2156, 2N2157, 2N2158, 2N2159, 2N2160, 2N2161, 2N2162, 2N2163, 2N2164, 2N2165, 2N2166, 2N2167, 2N2168, 2N2169, 2N2170, 2N2171, 2N2172, 2N2173, 2N2174, 2N2175, 2N2176, 2N2177, 2N2178, 2N2179, 2N2180, 2N2181, 2N2182, 2N2183, 2N2184, 2N2185, 2N2186, 2N2187, 2N2188, 2N2189, 2N2190, 2N2191, 2N2192, 2N2193, 2N2194, 2N2195, 2N2196, 2N2197, 2N2198, 2N2199, 2N2200, 2N2201, 2N2202, 2N2203, 2N2204, 2N2205, 2N2206, 2N2207, 2N2208, 2N2209, 2N2210, 2N2211, 2N2212, 2N2213, 2N2214, 2N2215, 2N2216, 2N2217, 2N2218, 2N2219, 2N2220, 2N2221, 2N2222, 2N2223, 2N2224, 2N2225, 2N2226, 2N2227, 2N2228, 2N2229, 2N2230, 2N2231, 2N2232, 2N2233, 2N2234, 2N2235, 2N2236, 2N2237, 2N2238, 2N2239, 2N2240, 2N2241, 2N2242, 2N2243, 2N2244, 2N2245, 2N2246, 2N2247, 2N2248, 2N2249, 2N2250, 2N2251, 2N2252, 2N2253, 2N2254, 2N2255, 2N2256, 2N2257, 2N2258, 2N2259, 2N2260, 2N2261, 2N2262, 2N2263, 2N2264, 2N2265, 2N2266, 2N2267, 2N2268, 2N2269, 2N2270, 2N2271, 2N2272, 2N2273, 2N2274, 2N2275, 2N2276, 2N2277, 2N2278, 2N2279, 2N2280, 2N2281, 2N2282, 2N2283, 2N2284, 2N2285, 2N2286, 2N2287, 2N2288, 2N2289, 2N2290, 2N2291, 2N2292, 2N2293, 2N2294, 2N2295, 2N2296, 2N2297, 2N2298, 2N2299, 2N2300, 2N2301, 2N2302, 2N2303, 2N2304, 2N2305, 2N2306, 2N2307, 2N2308, 2N2309, 2N2310, 2N2311, 2N2312, 2N2313, 2N2314, 2N2315, 2N2316, 2N2317, 2N2318, 2N2319, 2N2320, 2N2321, 2N2322, 2N2323, 2N2324, 2N2325, 2N2326, 2N2327, 2N2328, 2N2329, 2N2330, 2N2331, 2N2332, 2N2333, 2N2334, 2N2335, 2N2336, 2N2337, 2N2338, 2N2339, 2N2340, 2N2341, 2N2342, 2N2343, 2N2344, 2N2345, 2N2346, 2N2347, 2N2348, 2N2349, 2N2350, 2N2351, 2N2352, 2N2353, 2N2354, 2N2355, 2N2356, 2N2357, 2N2358, 2N2359, 2N2360, 2N2361, 2N2362, 2N2363, 2N2364, 2N2365, 2N2366, 2N2367, 2N2368, 2N2369, 2N2370, 2N2371, 2N2372, 2N2373, 2N2374, 2N2375, 2N2376, 2N2377, 2N2378, 2N2379, 2N2380, 2N2381, 2N2382, 2N2383, 2N2384, 2N2385, 2N2386, 2N2387, 2N2388, 2N2389, 2N2390, 2N2391, 2N2392, 2N2393, 2N2394, 2N2395, 2N2396, 2N2397, 2N2398, 2N2399, 2N2400, 2N2401, 2N2402, 2N2403, 2N2404, 2N2405, 2N2406, 2N2407, 2N2408, 2N2409, 2N2410, 2N2411, 2N2412, 2N2413, 2N2414, 2N2415, 2N2416, 2N2417, 2N2418, 2N24

# Radio Shack — Your No. 1 Parts Place™

## Low Prices and New Items Every Day!

### Low-Power Schottky ICs

Low As **49¢**



- 100% Prime
- Guaranteed Specs

Improved 5-volt logic devices use Schottky diode technology for minimum propagation delay and high speed at minimum power.

Type	Cat. No.	ONLY
74LS00	276-1900	.49
74LS02	276-1902	.59
74LS04	276-1904	.59
74LS08	276-1908	.49
74LS10	276-1910	.59
74LS13	276-1911	.99
74LS20	276-1912	.59
74LS27	276-1913	.69
74LS30	276-1914	.59
74LS32	276-1915	.69
74LS47	276-1916	1.29
74LS51	276-1917	.59
74LS73	276-1918	.69
74LS74	276-1919	.69
74LS75	276-1920	.99
74LS76	276-1921	.79
74LS85	276-1922	1.29
74LS90	276-1923	.99
74LS92	276-1924	.99
74LS93	276-1925	.99
74LS123	276-1926	1.19
74LS132	276-1927	.99
74LS151	276-1929	.99
74LS157	276-1930	1.19
74LS161	276-1931	1.49
74LS164	276-1932	1.49
74LS175	276-1934	1.19
74LS192	276-1935	1.49
74LS193	276-1936	1.49
74LS194	276-1937	1.49
74LS196	276-1938	1.59
74LS367	276-1935	1.19
74LS368	276-1936	1.19
74LS373	276-1943	2.39
74LS374	276-1944	2.39

### 4000-Series CMOS ICs

Type	Cat. No.	EACH
4001	276-2401	.69
4011	276-2411	.69
4012	276-2412	.79
4013	276-2413	.99
4017	276-2417	1.69
4020	276-2420	1.69
4021	276-2421	1.69
4023	276-2423	.69
4027	276-2427	.99
4028	276-2428	1.29
4046	276-2446	1.89
4049	276-2447	1.69
4050	276-2449	.79
4051	276-2451	1.49
4066	276-2466	1.39
4070	276-2470	.79
4518	276-2490	1.49
4543	276-2491	1.99

All Prime from Major Semiconductor Manufacturers. Specs and Pin Out Diagram Included with Each Device.

### MC14553 3-Digit BCD Counter IC **2.99**


CMOS chip replaces over 8 separate ICs in a digital display circuit. Input pulse shaping. Master reset pin. 16-pin DIP. 276-2498 ..... 2.99

### RAM Memory ICs **2.49**

Low As

2102 1024 x 1 Array. Low-cost static memory chip. 16-pin DIP. Buy 8 and save! 276-2501 ..... 2.49 Ea. or 8 14.95  
2114L 1024 x 4 Array. NMOS static RAM. 18-pin DIP. 276-2504 ..... 10.99

### NEW LED Clock Module




- Selectable Time Temp Display
- Large Bright 0.7" LED's
- Remote Temperature Sensing

**24.95**

Complete 12 24-hour clock features temperature display in degrees C or F. Beeping 24-hour alarm drives an 8-ohm speaker directly. 50 60 Hz operation. 277-1006 ..... 24.95  
Power Transformer. 273-1530 ..... 4.99  
Submini Switches. Package of 2 275-1571 ..... 1.69  
Temperature Sensor IC. LM 334. 276-1734 ..... 1.99

### SALE! Sound Generator "Synthesizer" IC



Save 17%

Reg. 2.99

**2.49**

SN76477. Creates almost any type of sound from music to explosions to gunshots. Built-in audio amplifier provides high-level output. IC includes 2 VCOs, low-frequency oscillator, noise generator and filter 2 mixers, envelope modulator and timing logic circuit. Applications data included. 28-pin DIP. Linear P/L device. 276-1765 ..... Sale 2.49

### PC Board & IC Breadboard Sockets



Low As **2.99**

- Ⓐ **Experimenter's PC Board.** For permanent circuit designs. 550 connection points. 276-170 ..... 2.99
- Ⓑ **Modular sockets interlock.** Std 0.3" center. 276-174 ..... 9.95
- Ⓒ **Breadboard Socket.** 550 connections. 276-175 ..... 9.95
- Ⓓ **As Above with 270 connections.** 276-175 ..... 5.95
- Ⓔ **Mini-Socket.** 130 connections. 276-176 ..... 3.95

### NEW LED Digits and Lamps



- Ⓐ Pkg of 5 assorted LED lamps. 276-1645 ..... 99c
- Ⓑ 10mm 7-segment red displays. For multiplexed or direct drive. Max. forward current: 45 ma segment. Common Anode. Package of 2. 263-1643 ..... 1.98
- Common Cathode. Package of 2. 263-1644 ..... 1.98

### 4-Digit 0.5" LCD



Socket Included  
Direct-Drive. Low Power Design  
Reflective-type LCD display with snooze, alarm and PM indicators. Requires only 5 VAC at 10 mA. Wide operating temperature range. 10 to -55 C. With data sheet. 276-1230 ..... 7.95

**7.95**



### Archer® Semiconductor Reference Handbook

**1.99**

Available Only at Radio Shack

A comprehensive guide to Radio Shack's line of low-cost high-quality semiconductors. Cross reference/substitution listings for over 100,000 devices. Plus pin connections and detailed data for ICs, diodes, SCRs, LEDs, display devices and more! 224 pages. 276-4003 ..... 1.99

### SALE! Manufacturer's Data Books




Regular Up to 3.95 Each

**\$1.00** Each

- Linear Applications, Vol. 2. Latest data, diagrams, applications briefs and articles. Indexed. Reg. 2.95. Sale 1.00
- 62-1374
- CMOS Integrated Circuits. Covers 74C, CD4000-series with complete data, diagrams. Cross referenced. Reg. 3.95. Sale 1.00
- 62-1375
- Memory Data Book. Complete info on MOS and bipolar memory components, support circuits. Reg. 3.95. Sale 1.00
- 62-1376

### Speaker/ Amplifier **NEW**

IC Circuit  
200 mW Power **10.95**



Use with mike or phone pickup. Earphone/extension speaker jack. Add a probe and it's a signal tracer. 100-10,000 Hz response. Volume control with an off switch. Requires 9V battery. 277-1008A ..... 10.95

Use with Mike or Phone Pickup

WITH THIS COUPON ONLY

**Save \$1.00**

on Any Realistic LIFETIME® Tube  
Present this coupon for \$1.00 off the regular price of any Realistic LIFETIME® tube in our store stock. (Does not include Special Order tubes.)

Offer Good at Participating Radio Shack Stores and Dealers



WHY WAIT FOR MAIL ORDER DELIVERY?  
IN STOCK NOW AT OUR STORE NEAR YOU!

# Radio Shack®

A DIVISION OF TANDY CORPORATION • FORT WORTH, TEXAS 76102  
OVER 7000 LOCATIONS IN 40 COUNTRIES

\*Retail prices may vary at individual stores and dealers.

# Buyers Worldwide Are Clamoring For Our 1¢ MORE GETS U 2

- 40-TWO WATT RESISTORS, carbon-films, carbons, some 5'sers, (#456) 1.29 80 for 1.30
- 50-THERMISTORS, solder, and screw types, 2 lug & up, (#324) 1.29 100 for 1.30
- 1-WATCH GUITS, LED, who knows how good, micro digital bonanza, (#5115) 1.29 2 for 1.30
- 10-1000V 1A RECTIFIERS, IN4007, epoxy case, axial leads, (#5926) 1.29 20 for 1.30
- 6-25 WATT PLASTIC POWER, 2N6100 series, TO-220, 200bvcbo, 3A, (#1786) 1.29 12 for 1.30
- 4-CALCULATOR AC JACKS, 3 terminals, takes mini plug, (#2316) 1.29 8 for 1.30
- 65-PRE-FORM 1/4 WATTERS, popular values, for PC appl., (#2444) 1.29 130 for 1.30
- 200-PC BOARD PARTS, boards loaded w/100% parts, hobby bonanza, (#5946) 1.29 400 for 1.30
- 40-LOW NOISE RESISTORS, 1/8 & 1/2 W, oxide & magnetic film, (#220) 1.29 80 for 1.30
- 40pc-SEMI-CON SURPRISE, asst. zeners, diodes, etc. untested, (#2226) 1.29 80 for 1.30
- 20-TRANSISTOR ELECTROLYTICS, asst. voltages from 5-100 mid, (#453) 1.29 40 for 1.30
- 1-1ASCR OPTO COUPLER, type H11C3, mini dip, (#5700) 1.29 2 for 1.30
- 10-UPRIGHT ELECTROS, 100% asst'd values and voltages, (#5900) 1.29 20 for 1.30
- 2-GE 3W AUDIO AMP, type PA-263 IC chip, mono, (#1522) 1.29 4 for 1.30
- 1-MERCURY TILT SWITCH, N.C. rated 24VDC @ .05A, w/leads, (#5686) 1.29 2 for 1.30
- 50-CAP SPECIAL, asst. values in mylar, mica, ceramic, disc, etc. (#3775) 1.29 100 for 1.30
- 40-FEEDTHRU CAPACITORS, used for hams, RF, UHF circuitry, (#5688) 1.29 80 for 1.30
- 40-PLASTIC TRANSISTORS, asst'd untested and hobby, (#2604A) 1.29 80 for 1.30
- 6-6V INDICATORS, w/leads, test lamp manufacturers excess, (#5893) 1.29 12 for 1.30
- 4-12 VOLT LAMPS, w/leads, popular voltage, 100% of uses, (#5942) 1.29 8 for 1.30
- 1-12 VDC SOLENOID, similar to Guardian 16-P, w/plunger, 3/4" stroke, (#6013) 1.29 2 for 1.30
- 1-TV AUDIO SHIELDING CABLE, 2 ft. w/ RCA phone plugs, (#5812) 1.29 2 for 1.30
- 10-POWER TAB TRANSISTORS, NPN, plastic, TO-220, (#5629) 1.29 20 for 1.30
- 6-PRECISION TRIM POTS, asst'd singles and multi-turns, untested, (#3389) 1.29 12 for 1.30
- 20-1N4148, 4 NANO, SWITCHING DIODE, axial leads 10mA, 100%, (#3000) 1.29 40 for 1.30
- 2-5.1V STD ZENER, 10W, DO-4, 5% tol. Motorola 10M5 or equiv., (#5287) 1.29 4 for 1.30
- 4-PUSHBUTTON ALARM SWITCH, 125 VAC 1A SPST, NC, (#5289) 1.29 8 for 1.30
- 6-CABLE & PLUG SET, 2 cond. 3.5mm mini plug w/6 polarized cable, (#5737) 1.29 12 for 1.30
- 5-SUPER 2N2222, NPN, ICBO:60V, hfe:100 TW @ 2A, TO-92, 100%, (#5952) 1.29 100 for 1.30
- 10-RESISTOR NETWORKS, assorted values in dips and singles, (#5699) 1.29 20 for 1.30
- 4-VARACTOR DIODES, var. tuner capacitance, 20-50 pf, (#5887) 1.29 8 for 1.30
- 50-PRECISION RESISTORS, 1/2, 1 & 2 watts, 1%, assorted types, (#363) 1.29 100 for 1.30
- 60-CERAMIC CAPS, asst'd val. & styles, incl. tubulars, NPO's, etc., (#590) 1.29 120 for 1.30
- 30-MOLEX CONNECTORS, nylon, asst'd styles, colors, & # of cond., (#5835) 1.29 60 for 1.30
- 4-ROCKER SWITCHES, DPDT, solder eyelet terminals, (#3302) 1.29 8 for 1.30
- 1-RELAY, BABCOCK 6VDC, SPST, plastic case (#5807) 1.29 2 for 1.30
- 1-25 AMP BRIDGE RECTIFIER, 50 volts, 100% (#5948) 1.29 2 for 1.30
- 50-IN4000 RECTIFIERS, epoxy, axial leads, untested, (#2594) 1.29 100 for 1.30
- 30pc-HEAT SINKS, Thermo fil, useful assortment of sizes, shrinks 50% (#5248) 1.29 60 for 1.30
- 10-SLIDE SWITCHES, SPST, SPDT, etc. all shapes and sizes, (#5927) 1.29 20 for 1.30
- 25-DTL's, 100% prime, asst'd flip flops, etc., marked, (#3709) 1.29 50 for 1.30
- 10-MAN-3's, 7 segment, w/bubble magnifier, 100% material, (#3842) 1.29 20 for 1.30
- 4-PL-259 COAX PLUG, mates to SO-239, Amphenol, (#5221) 1.29 8 for 1.30
- 1-LITE SENSITIVE UNIJUNCTION TRANSISTOR, programmable, (#5719) 1.29 2 for 1.30
- 100-PRE-FORMED 1/2 WATTERS, popular values, some 5 & 10 %'ers, (#1060) 1.29 200 for 1.30
- 4-PHOTO ELECTRIC DARLINGTON TRANSISTORS, (#3276) 1.29 8 for 1.30
- 40-POWER RESISTORS, assorted types, includes 2 to 10 watters, (#228) 1.29 80 for 1.30
- 15-NE 2 LAMPS, neon red, for 10VAC, less resistor, (#1435) 1.29 30 for 1.30
- 30-"CRIMP-ON" TERMINALS, rings and spade for #12-20 wire, (#3955) 1.29 60 for 1.30
- 50-ONE-WATT RESISTORS, popular assort, some 5'sers, 100% of uses, (#3844) 1.29 100 for 1.30
- 30-FT WIRE-WRAP WIRE, 30 gauge, insulated, continuous length, (#3803) 1.29 60 for 1.30
- 6-SPDT MICRO SLIDE SWITCH, only 3/7" cube, for PC mount, (#3429) 1.29 12 for 1.30
- 10-PR-RCA PLUGS & JACKS, for audio, speakers, etc., (#402) 1.29 20 for 1.30
- 5-2N3055 HOBBY TRANSISTORS, TO-3, (#3771) 1.29 10 for 1.30
- 6-SINGLE PIN MICRO GREEN LEADS, 3V, 10 mils, "pin heads", 100%, (#6126) 1.29 12 for 1.30
- 6-JUMBO RED LEADS, 1.5-3 V @ 10 mA, 100% material, 100% of uses, (#2135) 1.29 12 for 1.30
- 6-MAGNETIC DISCS, shatter-resistant Plastalloy, 13/16" dia., (#6099) 1.29 12 for 1.30
- 5-PHOTO CELLS, varied 900 disc type, R, 20 ohm (dark) w/leads, (#6135) 1.29 10 for 1.30
- 1-12VDC SPDT RELAY, 180 ohm coil, 25 mA, 1x1x1 1/2" sealed (#5997) 1.29 2 for 1.30
- 10-VOLUME CONTROLS, asst. values, audio, and switch too! (#592) 1.29 20 for 1.30
- 60-PREFORMED DISC CAPS, handy assortment of values, marked, (#1181) 1.29 120 for 1.30
- 10-AXIAL ELECTROS, assorted values and capacitance, (#5901) 1.29 20 for 1.30
- 2-DOUBLE-SIDED PC BOARDS, 3"x12" high quality G-10 glass, (#5694) 1.29 4 for 1.30
- 60-TUBULAR CAPACITORS, asst'd 100mm to 1mf to 600 WVDC, (#35A219) 1.29 120 for 1.30
- 6-MICRO MINI RED SWITCHES, 1" long, for alarms, relays, etc., (#1258) 1.29 12 for 1.30
- 10-TANTALUM ELECTROS, asst'd mini, axial, hermetically sealed, (#5848) 1.29 20 for 1.30
- 50-DISC TYPE CAPS, incl. NPO, hi-Q, mylar, ceramics, asst'd values, (#437) 1.29 100 for 1.30
- 60-COILS & CHOKES, asst'd RF, OSC, if, parasitic types, (#35A297) 1.29 120 for 1.30
- 6-SWITCHCRAFT PHONO JACKS, hi-Q, chassis mount, teflon base, (#5119) 1.29 12 for 1.30
- 30-SUBMINI IF TRANSFORMERS, asst. slug tuned, shielded, (#35A9) 1.29 60 for 1.30
- 40-ADJUSTABLE FERRITE CORES, center cut for hex adjust, (#5701) 1.29 80 for 1.30
- 10-PC TRIMPOTS, screwdriver adjust, assorted values, (#3446) 1.29 20 for 1.30
- 25-4" CABLE TIES, plastic, like Ty-wrap style, (#5217) 1.29 50 for 1.30
- 6-CRYSTALS, may include: CB, harm various shapes and sizes, (#5716) 1.29 10 for 1.30
- 3-MICRO SWITCHES, SPST, NO contacts, plunger style, solder tabs, (#5785) 1.29 6 for 1.30
- 65-MOLEX SOCKETS, "on-a-strip", for R-40 pin IC, (#1609) 1.29 130 for 1.30
- 6-PAIRS 9V BATTERY CLIPS, w/red & black color-coded leads, (#2852) 1.29 12 for 1.30
- 6-1M340T VOLTAGE REGULATORS, 5 to 24 volts, TO-220, (#5897) 1.29 12 for 1.30
- 40-POLYSTYRENE CAPACITORS, asst'd values and voltages, (#1052) 1.29 80 for 1.30
- 15-THERMISTORS, resistors that change with the temperature, (#2048) 1.29 30 for 1.30
- 65-1/4" WATT RESISTORS, asst'd values, metal film, marked, (#5797) 1.29 130 for 1.30
- 10-MODULAR SWITCHES, Centralab "push-on" type, up to 4PDT, (#3150) 1.29 20 for 1.30
- 5-"MOTOR" POTENTIOMETERS, small, high speed, asst'd sizes, 3-6VDC, (#2551) 1.29 10 for 1.30
- 50-MICAS asst. sizes-n-shapes, incl. "silver" foot (#437) 1.29 100 for 1.30
- 10-TRANSISTOR SOCKETS, for npn and pnp types, (#3845) 1.29 20 for 1.30
- 4-HOBBY VOLTAGE REGULATORS, LM-309, 320, 340's, TO-3, (#3330A) 1.29 8 for 1.30
- 12-PANEL SWITCHES, assorted slides, rotaries, modulars, etc. (#295) 1.29 24 for 1.30
- 60-RESISTOR SPECIAL, 1/4 to 1 watt, carbons, carbon-films, etc. (#35896) 1.29 120 for 1.30
- 65-HALF WATT RESISTORS, asst'd carbons, carbon-films, etc. (#454) 1.29 130 for 1.30
- 10-SINGLE PIN 1/4 WATT MICRO-MINI LEADS, diffused red lens, (#1802) 1.29 20 for 1.30
- 15-HUMBUCKER CONTROLS, assorted values, manufacturers dump, (#1807) 1.29 30 for 1.30
- 1-POWER TAB TRIAC, 100% prime, 400 V @ 10 A, TO-220, (#4216) 1.29 2 for 1.30

# Operation Assist

If you need information on outdated or rare equipment—a schematic parts list—another reader might be able to assist. Simply send a postcard to Operation Assist! POPULAR ELECTRONICS 1 Park Ave. New York NY 10016. For those who can help readers please respond directly to them. They'll appreciate it. (Only those items regarding equipment not available from normal sources are published.)

**Heathkit** model AR-2 receiver. Need schematic, construction manual, and alignment procedures. Rick Gregory, 14 Sun Plaza, Great Falls, MT 59405.

**North East Engineering** model R-584/MRC-20 receiver. Need schematic. John B. Riley, 914 N. Cordova St., Burbank, CA 91505.

**Hallcrafters** model SX-24 receiver. Need operation manual and service manual. Alfred Adams, Box 3394, Morehead City, NC 28557.

**Gonset** model G-14 citizens communicator. Need manual and schematic. Randy Davenport, Rt. 3, Box 306, Sylva, NC 28779.

**Tektronix** model 502 oscilloscope. Need manual and schematic. Anthony Surozinski, Bates Point Rd., RD 1, Webster, MA 01570.

**Marconi** model 75 dual-wave receiver. Need schematic and service manual. Les Edwards, 105 Adventure Rd., Kelowna, B.C., Can. V1X 1N3.

**F. L. Moseley** model 135 X-Y recorder. Need operation manual and schematic. Alex Funk, 110 East Lynch St., Durham, NC 27701.

**Tennelec** model MS-2 memory scanner. Need schematic. Henry F. Blaha, 310 W. Sydenham St., Spring Grove, IL 60081.

**Knighit** model R-100A receiver. Need schematic and owner's manual. A. Alto, 638 Millbury, La Puente, CA 91746.

**Vikoa** black and white video camera. Need schematic and any available information. Leonard Avilla, Box 785, Kemmerer, WY 83101.

**Rutherford** model B7F pulse generator. Need schematic and manual. John Pemberton, Jr., Box 83, Caddo Mills, TX 75005.

**Lafayette** model KT-208 signal generator and tracer and **Superior Instruments** model 76 capacitance resistance bridge and signal tracer. Need schematic and manuals. Stan Lopes, 1201 Monument Blvd., SP.74, Concord, CA 94520.

**Lafayette** model 12A Dyna-Com walkie talkie. Need schematic. Tim Dill, 5099 Linbar Dr., Nashville, TN 37211.

**Unicord Inc.**, model UR00G audio amplifier. Need schematic. Charles L. Spindler, 18-17 George St., Brooklyn, NY 11227.

**Panasonic** AM/FM model SE-990, serial #01-103-024147 stereo music center. Need schematic diagram. Bob Lester, RD 1, Box 140, Lincoln University, PA 19352.

**Clough-Brengle** model 230A ac bridge. Need manuals and schematics. Henry B. Claremont, RD #1, Box 241, Saranac, NY 12981.

**Velizar Inc.**, model 36, serial #S-1633 depth finder. Need operation manual and schematic. George Kohn, RD #1, New Bloomfield, PA 17068.

**Philips** model DG7-32 cathode ray tube. Need base diagram and operating voltages. J. L. Pierce, 200 Beverly Rd., Cocoa, FL 32922.

**Non-Linear Systems** X-2 digital voltmeter. Need instruction manual, schematic and ohms/mV board. Jim Barcus, 12605 11th Ave., N., Plymouth, MN 55441.

**Millivac** type MV-45A ac voltmeter. Need operator's manual and schematics. T. Raj, 915 5th St., S.E., Minneapolis, MN 55414.

**Pearce Simpson** model 550 AM marine radio telephone. Need schematic, operation manual and crystal information. Charles C. Boehnke, Box 223, Los Gatos, CA 95030.

**Eico** model 460 oscilloscope, serial #9438. Need construction manual and schematic. Henry B. Gratton, RD #1, Box 143, Elliottsburg, PA 17024.

**Lumatron** model 120 sampling scope. GR LP3 signal generator and TS-47/APR test oscillator. Need schematics and service data. A. Selby, 1329 Lancelina, Mountain View, CA 94041.

**Hallcrafters** model 19 CB. Need schematic, component information, and operating instructions. Daniel L. McKnight, 32 Diamond St., Nelsonville, OH 45764.

**Precision Apparatus Co., Inc.** model ES500A oscilloscope. Need schematic and owner's manual. Russel A. Yingst, Jr., RD 3, Box 7960, Jonestown, PA 17038.

**Concertone** model 700 four speed reel recorder. Need schematic, parts list, and parts source. **Wilcox-Gay** model 6B100 recorder. Need schematic. Frederick E. Vipperman, 1415 E. Stoddard St., Dexter, MO 63841.

**Blaupunkt Montreal** AM/FM auto radio. Need schematic and service information. G. H. Barnes, 106 Mill Grove Dr., Audubon, PA 19403.

**Hallcrafters** Sky Courier receiver. Need schematic and operation manual. W.J. Bennett, 2946 Kolink Ave., San Diego, CA 92111.



**"TIE-PIN" CONDENSER MIKE**  
\$3.95  
2 for \$3.96



**ULTRASONIC TRANSDUCER**  
\$3.98 Each  
2 for \$3.99



**HY-GAIN ONE ARM BANDIT MIKES**  
Only \$14.99  
2 For \$15

SEND FOR FREE CATALOG

**POLY PAKS®**  
P.O. BOX 942-E2  
SO. LYNNFIELD, MA 01940

HOW TO ORDER  
We honor MASTERCARD, VISA, check, and C.O.D. (25% down). Order by phone or mail. Minimum order \$8. Please state Cat. No. & description, name & month of magazine, Canadian: add \$5, Foreign: add \$10 (US funds). Excess will be returned. TERMS: add postage. **WATER:** Net 30. Phone: (617) 245-3828



# ALARM CLOCK KITS:

## 4 Digit .5"

Here it is! The first of several quality kits we have been asked for. Here is what you get — unbelievable as it may sound...

- 1 National - 5375AA Clock Chip
- 1 Bowmar Clock Stick Readout (L.E.D.) 4 digit - 1/2"
- 13 Transistors
- 2 Push Buttons for time set
- 2 Toggle Switches for alarm
- 1 Filter cap
- 4 1N4000 series diodes
- 1 1N4148
- 2 Disc caps
- 29 Resistors
- 1 Transducer (Speaker) for Alarm
- 1 LED Lamp for alarm indicator

**NEW!**  
**\$9.99**

ORDER  
KIT  
CK-100AC

P.C. Board \$2.25  
Plug In Transformer \$1.50

# D.C. MODEL

Same as above except it includes 60 Hz timebase.

This Kit Includes:

- 1 National 5375AA Clock Chip
- 1 Bowmar Clock Stick Readout - (L.E.D.) 4 digit - 1/2"
- 12 Transistors
- 2 Push Buttons for time set
- 2 Disc caps
- 27 Resistors
- 1 MOV
- 1 60 Hz time base

**NEW!**  
**\$12.75**

ORDER  
KIT  
CK-100DC

P.C. Board \$2.25

We bought 350,000 LED's.  
And you get the savings.

Reds, greens, yellows, orange, small, medium, large.  
Bags of 25 - mixed \$2.75. That's only 11¢ each. Compare  
this bargain up to twice our price.

**FACTORY PRIME**


BI - Polar LED 59¢ ea. or 10 for \$5

**LAB-BENCH VARIABLE POWER SUPPLY KIT**  
5 to 20 VDC at 1 AMP. Short circuit protected by current  
limit. Uses IC regulator and 10 AMP Power Darlington. Very  
good regulation and low ripple. Kit includes PC Board, all  
parts, large heatsink and shielded transformer. 50 MV. TYP.  
Regulation. **\$15.99 KIT**

## Sonalert® on P.C. Board

Direct from a radar detector manufacturer! 4-741 on a board  
- plus 12 capacitors, trim pot and many usable components  
plus a Mallory Sonalert® - well worth the price of the board  
alone - while they last - **\$2.50 ea.**

**MICRO MINI  
TOGGLE SWITCHES**  
6 for \$5 with hardware.



**99¢  
EACH**

**16K DYNAMIC RAM CHIP**  
WORKS IN TRS-80 OR APPLE II  
VERY LIMITED STOCK! "MAGAZINE SPECIAL" - **8/\$79.50**

## Digital Research: Parts (OF TEXAS)

P.O. BOX 401247A GARLAND, TEXAS 75040 • (214) 271-2461

TERMS: Add 50¢ postage, we pay balance. Orders under \$15 add 75¢ handling  
No C O D. We accept Visa, MasterCard and American Express cards. Tex.  
Res. add 5% Tax. Foreign orders (except Canada) add 20% P&H. 90 Day Money  
Back Guarantee on all items. Write for our free catalog full of many useful  
bargains

### SOUND EFFECTS GENERATOR BASIC KIT

Now Chaney Electronics makes it possible to build your own  
SOUND EFFECTS GENERATOR WITHOUT SPENDING A FORTUNE. WE SUPPLY  
YOU WITH THE 1176V77 SOUND CHIP PLUS AN ETCHED AND DRILLED  
GLASS EPOXY PC BOARD WITH SCHEMATIC AND LAYOUT INSTRUCTIONS.  
THIS BOARD MAKES IT SIMPLE TO BUILD A GENERATOR CAPABLE OF  
FRASER SOUNDS, LOGORHYTHM, SIRENS, AIRPLANES, CLOCKS, ETC.  
DOES NOT REQUIRE DIP SWITCHES OR OTHER EXPENSIVE/UNUSUAL  
COMPONENTS. YOU SUPPLY ONLY A FEW STANDARD RESISTORS, CAP-  
ACITORS, SWITCHES, POTS, SPEAKER, 2N2222 TRANSISTOR AND 9V  
BATTERY.



BASIC KIT CONTAINING  
1176V77, PC BOARD  
AND INSTRUCTIONS

C23883

ONLY \$5.95

2N2222 TRANSISTOR FOR ABOVE C23885 .25 EACH  
IF YOU HAVE ALREADY PURCHASED THE 1176V77 CHIP YOU MAY BUY  
THE PC BOARD AND INSTRUCTIONS ONLY. C23885 \$4.00

### LA/CR SLAVE TRIGGER KIT

WE SUPPLY ALL THE COMPONENTS  
PLUS SCHEMATIC TO MAKE A SEN-  
SITIVE SLAVE TRIGGER WHICH  
WILL FIRE YOUR SLAVE STROBE  
WHEN YOU TRIGGER YOUR MASTER  
STROBE.

### LED Flasher Kit

Simple to build for use  
the popular 555 timer IC  
arrangement. Flasher and green  
LED. Comes complete with all parts  
on a pre-drilled PC board. (No parts are  
included.)

C23887 \$2.49

### 6VDC Xenon Flasher Kit

Batteries, use three  
standard 1.5V D-cells.  
Series of light is appropriate  
for use in rear view. Complete  
with all parts & PC board.  
(Knee Turner) C23886 \$8.00

### Digital Counting Module

Made for use with  
timer chip and Push  
button. Includes all parts  
on a pre-drilled PC board.  
Includes all parts  
on a pre-drilled PC board.  
(Knee Turner) C23888 \$1.79

### 120 VAC Xenon Strobe Kit

Complete variable rate  
strobe light kit. Can  
be used on any PC  
board. (Line cord and  
instructions.) C23891 \$7.50

### Wheel of Fortune

Popular game board  
uses LED's, transistors  
and IC's. Includes all parts  
on a pre-drilled PC board.  
Includes all parts  
on a pre-drilled PC board.  
(Knee Turner) C23892 \$8.99

### LED Panel Mounting Kit

12 sets for \$1.00

### OPTO ISOLATORS

YOUR CHOICE 49¢ EACH

### RO170 Rectifier

100Watt 100V-175V AC  
C23184 5 for \$1.00  
100 for \$15.00

### GE Sub-C Nicaid

1/2 watt 100V-175V AC  
C23893 \$2.00

### Tube Specials

12AX7 \$1.00  
12AU6 \$1.00

### Alco Knob

1/2" \$1.00

### Horse- shoe Tube

1/2" \$3.95

Minimum order \$5.00  
Please include \$1.00 for postage  
Visa, MC and COD accepted  
Phone orders are welcome

Chaney Electronics Inc.  
P.O. BOX 27038, DENVER, CO. 80227 (303) 781-5750  
Send for our free giant catalog of unique items!!!

CIRCLE NO. 12 ON FREE INFORMATION CARD

## Convert Your Car Into A Concert Hall!



AM-FM-MULTIPLEX  
**19.95** \$2 for Ship.  
No. 5744P  
**\$100 STEREO  
AUTO RADIO**

**FACTORY CLOSEOUT!** - One of America's largest  
independent manufacturers of automobile radios has  
given us which we announced in Nov. 1979 Radio  
Electronics & Popular Electronics magazines. We've  
been fortunate in acquiring more of the last auto ra-  
dios in production. These are AM-FM-MPX-Stereo  
sets...designed for new cars. All are tested 100%  
operational and come with knobs & 5 push buttons.  
Ideal for installing in your auto, van, camper, boat  
or any other place 12 VDC is available.

**NEWS ITEM!** - Auto stereo has become as sophis-  
ticated as home hi-fi...and nearly as expensive. You  
can spend \$300 for simple components - which means  
stereo can be out of reach for many folks and 2nd  
cars. If you want a stereo sound system, you can  
start with the purchase of a \$100 radio for only a  
mere \$19.95 at Delta. The radios are designed for  
small interior of your car that has the combination  
of the hard plastic and soft upholstered surfaces. It  
is the perfect radio for a top-sounding stereo system.

### Quality Speakers

For Above Radios - Surplus Prices



60010 5730 60013 60011

### 14.95 AM-FM

AUTOMATIC  
RADIO-FM  
No. 5745P

Delta No.	Size	Type	Ohms	Watts	Magnet	Mfr. Ctrs.	Each
60010P	9x6	Oval	8	10	2-3/4" Rd.	6 1/4 x 4 3/4"	\$7.95
5730P	6	Round	8	3	2-3/8"	5-5/8"	5.95
60013P	5	Round	4 & 8	12	3" Rd.	3-7/8"	7.95
60014P	5	Round	4 & 8	12	3-1/2" Rd.	3-7/8"	9.95
60011P	4x6	Oval	8	10	2-5/8" Sq.	5 1/4 x 3"	5.95
60026P	4x6	Oval	8	10	2-3/8" Rd	5 1/4 x 3"	5.95

High compliance stereo speakers

Be sure to include postage

**FREE**  
120-PG.  
"SURPLUS"  
CATALOG

Mail Order Address  
**DELTA  
ELECTRONICS**  
176 SECOND AVE.  
WALTHAM, MASS.  
02154  
Minimum Order \$8.00  
**TEL. (617) 388-4705**

BANKAMERICARD  
VISA  
master charge

When in our area, northeastern Mass. or southern N.H. visit our retail at 7 Oakland St., Amesbury, Mass.  
CIRCLE NO. 20 ON FREE INFORMATION CARD







### RT300 Continuity Tester and Flashlight

Convenient versatile tool for quickly checking continuity of dead circuits, switches, appliances, cords, fuses, motors, control equipment, coils and panel boards. Also tests circuits for low-resistance shorts and helps identify wires in multi-wire cables. Dozens of other uses. Plus the added convenience of a handy, durable flashlight. Uses two AA size penlight batteries (not furnished). Insulated clip prevents accidental shorting to case. Alligator clip has 48" lead with plug.

**RT300 \$7.95**

### Logic Monitor

The Logic Monitor allows you to check logic levels on all 16 pins of any DTL, TTL, TTL, or CMOS device. It has a typical input impedance of 100K ohms and weighs a mere 3 oz. (85 grams). It has an input volt. range of 4V to 15V and draws a max. of 100mA@10V

**LM-1 \$70.00**

### Proto Clips

14-PIN CLIP	PC-14	\$ 4.50
16-PIN CLIP	PC-16	\$ 4.75
24-PIN CLIP	PC-24	\$10.00
40-PIN CLIP	PC-40	\$16.00

### Proto Boards

PB-6	\$17.95
PB-100	19.95
PB-101	22.95
PB-102	26.95
PB-103	44.95
PB-104	55.95
PB-203	99.95
PB-203A	155.00
PB-203A-Kit	131.00

### Jumbo 6-Digit Clock Kit

- Four .630"ht. and two .300"ht. common anode displays
- Uses MM5314 clock chip
- Switches for hours, minutes and hold functions
- Hours easily viewable to 30 feet
- Simulated walnut case
- 115 VAC operation
- 12 or 24 hour operation
- Includes all components, case and wall transformer
- Size: 6 1/2" x 3 1/4" x 1 1/4"

**JE747 \$29.95**

### JE701 6-Digit Clock Kit

- Bright .300 ht. comm. cathode display
- Uses MM5314 clock chip
- Switches for hours, minutes and hold modes
- Hrs. easily viewable to 20 ft.
- Simulated walnut case
- 115 VAC operation
- 12 or 24 hr. operation
- Incl. all components, case & wall transformer
- Size: 6 1/2" x 3 1/8" x 1 3/4"

**JE701 \$19.95**

### Regulated Power Supply

Uses LM309K. Heat sink provided. PC board construction. Provides a solid 1 amp @ 5 volts. Can supply up to -5V, +9V and +12V with JE205 Adapter. Includes components, hardware and instructions. Size: 3 1/2" x 5" x 2 1/4"

**JE200 \$14.95**

### ADAPTER BOARD

Adapts to JE200 - ±5V, +9V and ±12V

DC/DC converter with +5V input. Toroidal hi-speed switching XMFR. Short circuit protection. PC board construction. Piggy-back to JE 200 board. Size: 3 1/2" x 2" x 9/16" H

**JE205 \$12.95**

### MICROPROCESSOR COMPONENTS

8080/8088 SUPPORT DEVICES		MICROPROCESSOR MANUALS	
8080A CPU	\$ 7.95	M-280 User Manual	\$7.50
8212 8-Bit Input/Output	3.25	M-COP1802 User Manual	7.50
8214 Priority Interrupt Control	5.95	M-2650 User Manual	5.00
8216 8-Directional Bus Driver	3.49		
8274 Clock Generator/Driver	3.95		
8226 Bus Driver	3.49		
8228 System Controller/Bus Driver	4.95		
8238 System Controller	5.95		
8551 Prog. Comm. I/O (USART)	7.95		
8553 Prog. Interval Time	14.95		
8555 Prog. Periph. I/O (PPI)	9.95		
8257 Prog. DMA Control	19.95		
8259 Prog. Interrupt Control	19.95		
8080/8800 SUPPORT DEVICES		ROM'S	
MC6800 MPU	\$14.95	2513(2)40 Character Generator(under case)	\$9.95
MC6802CP MPU with Clock and Ram	24.95	2513(3)21 Character Generator(under case)	9.95
MC6810API 128X8 Static Ram	5.95	2516 Character Generator	10.95
MC68821 Periph. Inter. Adapt (MC68620)	7.49	MM5230N 2048-Bit Read Only Memory	1.95
MC68830L 1024X8 Bit ROM (MC68A30-8)	14.95		
MC68850 Asynchronous Comm. Adapter	7.95		
MC68852 Synchronous Serial Data Adapt	9.95		
MC68860 0-600 bps Digital MODEM	12.95		
MC68862 2400 bps Modem	14.95		
MC6880A Quad 3-State Bus Trans. (MC6826)	2.25		
MICROPROCESSOR CHIPS—MISCELLANEOUS		RAM'S	
Z80(780C) CPU	\$14.95	1101 256X1 Static	\$1.49
Z80A(780-1) CPU	16.95	1103 1024X1 Dynamic	.99
CDP1802 CPU	19.95	2101(8101) 256X4 Static	3.95
2550 MPU	19.95	2102 1024X1 Static	1.75
6502 CPU	11.95	2111 1024X1 Static	1.95
8035 8-Bit MPU w. clock, RAM, I/O lines	19.95	2112 256X4 Static MOS	4.95
9805 16-Bit MPU w/hardware, multiply & divide	49.95	2114 1024X4 Static 450ns low power	7.95
		2115 1024X4 Static 300ns low power	10.95
		2116 1024X4 Static 300ns low power	11.95
		2117 256X4 Static	7.95
		2118 1024X4 Dynamic	4.95
		2119 1024X4 Static	1.75
		2120 256X1 Static Tristate	4.95
		93421 256X1 Static	2.95
		UPD414 4K Dynamic 16 pin	4.95
		(MK4027)	
		UPD416 16K Dynamic 16 pin 250ns	9.95
		(MK116)	
		TMS4044 4K Static	14.95
		45N	
		TMS4045 1024X4 Static	14.95
		16 384X1 Dynamic 350ns	9.95
		(house marked)	
		MM5262 2KX1 Dynamic	4/1.00
		PROM'S	
		1702A 2048 FAMOS	\$5.95
		2716INTTEL 16K* EPROM	59.95
		TMS2516 16K* EPROM	49.95
		7489 16K* Static	1.75
		*Requires single -5V power supply	
		TMS2532 4K* EPROM	89.95
		2708 8K EPROM	20.95
		2716 T.1 16K** EPROM	19.95
		**Requires 3 voltages: -5V, +5V, -12V	
		5203 2048 FAMOS	14.95
		6301-1(7611) 1024 Tristate Bipolar	3.49
		6330-1(7602) 256 Open C Bipolar	2.95
		82523 32X8 EPROM Collector	1.95
		82515 4096 Bipolar	19.95
		825123 32X8 Tristate	3.95
		74186 512 TTL Open Collector	9.95
		74188 256 TTL Open Collector	3.95
		74S287 1024 Static	2.95

### JE600 HEXADECIMAL ENCODER KIT

**FEATURES:**

- Full 8 bit latched output for micro processor use
- 3 User Define keys with one being usable operation
- Debounce circuit provided for all 19 keys
- LED readout to verify entries
- Easy interfacing with standard 16 pin IC connector
- Only +5VDC required for operations

**FULL 8 BIT LATCHED OUTPUT—19 KEYBOARD**

The JE600 Encoder Keyboard provides two separate hexadecimal outputs produced from sequential key entries to allow direct drop-in interfacing for 8 bit microprocessors or 8 bit memory circuits. These 123 alphanumeric keys are provided for user operations with one having a bistable output available. The outputs are latched and monitored with LED readouts. Also included is a key entry strobe.

**JE600 \$59.95**  
Hexadecimal Keypad only \$14.95

### 62-Key ASCII Encoded Keyboard Kit

**FEATURES:**

- 60 Keys generate the full 128 characters, upper and lower case ASCII set
- Fully buffered
- 2 user-define keys provided for custom applications
- Caps lock for upper case only alpha characters
- Utilizes a 2376 (40 pin) encoder read only memory chip
- Outputs directly compatible with TTL, DTL or CMOS logic arrays
- Easy interfacing with a 16-pin dip or 18-pin edge connector

**JE610 \$79.95**  
62-Key Keyboard only \$34.95

### HICKOK LX303 Portable LCD Digital Multimeter

**SPECIAL FEATURES:** DC volts 10 ranges 0.1 to 1000V, AC volts 10 ranges 0.1 to 650V, current 10 ranges 0.1 to 1000mA, resistance 10 ranges 0.1 to 100MΩ, continuity, diode test, auto power off, auto range, auto hold, auto zero, auto polarity, auto backlight, auto display, auto range, auto hold, auto zero, auto polarity, auto backlight, auto display, auto range, auto hold, auto zero, auto polarity, auto backlight, auto display.

**LX303 Digital Multimeter \$74.95**

PART NO.	DESCRIPTION	PRICE
RC-3	115V AC ADAPTER	7.50
CC-3	PADDLED CARRYING CASE	7.50
VP-10	X10 DC PROBE ADAPTER (Up to 10K)	14.95
VP-40	40kV DC PROBE	35.00
CS-1	10 AMP DC CURRENT SHUNT	14.95

\$10.00 Min. Order - U.S. Funds Only  
Calif. Residents Add 6% Sales Tax  
Postage - Add 5% plus \$1 Insurance (if desired)

Spec Sheets - 25¢  
1980 Catalog Available - Send 41¢ stamp

## Jameco ELECTRONICS

PHONE ORDERS WELCOME (415) 592-8097

MAIL ORDER ELECTRONICS - WORLDWIDE  
1355 SHOREWAY ROAD, BELMONT, CA 94002  
ADVERTISED PRICES GOOD THRU FEBRUARY

### The Incredible "Pennywhistle 103"

**\$139.95 Kit Only**

The Pennywhistle 103 is capable of recording data to and from audio tape without critical setup requirements for the recorder and it is able to communicate directly with another modern terminal for telephone "teaming" and communications in addition, it is free of critical adjustments and is built with non-precision, readily available parts.

**Data Transmission Method** ..... Frequency-Shift Keying, full-duplex (half-duplex selectable)  
**Maximum Data Rate** ..... 300 Baud  
**Data Format** ..... Asynchronous Serial (return to mark level required between each character)  
**Receive Channel Frequencies** ..... 2025 Hz for space 2225 Hz for mark  
 120 VAC, single phase 10 Watts  
 1270 mark-high = 025 space, 2225 mark  
**Receive Sensitivity** ..... 46 dbm acoustically coupled  
**Transmit Level** ..... 15 dbm nominal Adjustable from 6 dbm to 20 dbm  
**Receive Frequency Tolerance** ..... Frequency reference automatically adjusts to allow for operation between 1800 Hz and 2400 Hz  
**Digital Data Interface** ..... EIA RS-232C or 20 mA current loop (receiver is optoisolated and non polar)  
**Power Requirements** ..... All components in/out on a single 5" by 9" printed circuit board. All components included.  
**Physical** ..... Requires a VOM, Audio Oscillator, Frequency Counter and/or Oscilloscope to align.

### TRS-80 16K Conversion Kit

Expand your 4K TRS-80 System to 16K.  
Kit comes complete with:  
• 8 each UPD416-1 (16K Dynamic Rams) 250NS  
• Documentation for conversion

**TRS-16K \$75.00**

### JUST WRAP

30 AWG wire • .025" square posts  
Daisy chain or Built-in cut off  
Point-to-point • Includes 50 ft. wire  
No stripping or slitting required - just wrap

Part No.	Color	Price
JW-1-B	Blue	\$14.95
JW-1-W	White	14.95
JW-1-Y	Yellow	14.95
JW-1-R	Red	14.95

### JUST WRAP Replacement Wire

Part No.	Color	Price
R-JW-B	Blue	50 ft. roll \$2.98
R-JW-W	White	50 ft. roll 2.98
R-JW-Y	Yellow	50 ft. roll 2.98
R-JW-R	Red	50 ft. roll 2.98

### JUST WRAP Unwrap Tool \$3.49

50 ft. ea. blue, white, red, yellow wire  
JUST WRAP Tool  
Unwrapping Tool

**JWK-6 \$24.95**

### Vacuum Vise

Vacuum-based light duty vise for small components and assemblies. ABS construction. 1 1/2" jaws, 1 1/2" travel. Can be permanently installed.

**VV-1 \$3.49**

### EPROM Erasing Lamp

Erases 2708, 2716, 1702A, 5203Q, 5204Q, etc.  
Erases up to 4 chips within 20 minutes.  
Maintains constant exposure distance of one inch  
Special conductive foam liner eliminates static build-up  
Built-in safety lock to prevent UV exposure  
Compact - only 7-5/8" x 2-7/8" x 2"  
Complete with holding tray for 4 chips

**UVS-11E \$69.95**

### JOYSTICK

2 each 100K pots (Linear Taper)  
Printed Circuit Board Mount  
Size: 1" x 1-3/16" x 1-3/16"

**JOYSTICK \$4.95**

**DIGITAL MULTIMETERS**  
Hickok LX303 \$69.50

Sinclair PDM35  
Reg. \$69.95  
\$49.95

**MURAPHONE**  
Cordless Telephone System  
Reg. \$89.95  
\$74.95

**Portable VOM Multitester**  
Model \$199.5  
Reg. \$150.00

HICKOK  
Digital CB In-Line Tester  
\$169.95  
Reg. \$399.00

**100 MHz 8-Digit Counter**  
Model MAX100  
range: LED display  
Fully automatic  
\$127.50

**6" x 9" 3-Way Speaker**  
20 oz. ceramic magnet  
Model BP2000-69TR  
\$14.95 ea.

**Logic Monitor**  
Automatically displays static and dynamic logic  
Model LM-1 Works with DTL, TTL, HTL, CMOS • 16 LED display  
\$59.95

**Telephone Answering**  
Model 1500 Call Control  
Reg. \$349.95  
\$249.95

**CODE-A-PHONE**  
Model 1400  
\$199.95

**Beckman TECH 310**  
\$130.

**BK PRECISION**  
3 1/2-Digit Portable DMM  
Model 880  
\$49.95

- Overhead Protected • Battery or AC operation • 3" high LED Display • Auto zeroing

**Function Generator**  
Model 2001  
Reg. \$185.95  
\$157.95

- Tri-, square-, triangle- and separate TTL square wave output • Frequency range, 1Hz-100KHz

**Attache Style Tool Case**  
Model TC100 ST  
\$471  
\$279.95

**Service Master Tool Kit**  
Model 99-SM  
Reg. \$69.95  
\$47.50

**BK PRECISION**  
Portable Digital Capacitance Meter  
Model 820  
\$299.50

- Measures capacitance from 0.1pF to 1 Farad • Resolves to 0.1pF • 10 ranges for accuracy and resolution • 4 digit easy-to-read LED display • 0.5% accuracy

**Wahl Cordless Soldering Iron**  
Model 7800  
\$299.50

**Miniature High Fidelity 3-Way Stereo Speakers**  
Model HF-9  
Reg. \$149.95  
\$69.50

**Portable Oscilloscopes**  
15 MHz Dual Trace Triggered Miniscope  
Model MS-215  
Reg. \$435.00  
\$369.95

**30 MHz Dual Trace Triggered Miniscope**  
Model MS-230  
Reg. \$559.00  
\$479.95

**Weller Xcelite**  
Meter  
Model 820  
\$299.50

- Measures capacitance from 0.1pF to 1 Farad • Resolves to 0.1pF • 10 ranges for accuracy and resolution • 4 digit easy-to-read LED display • 0.5% accuracy

**Thermal-Spot Circuit Tester**  
Model 5800  
\$299.50

**In-Dash Car Stereos**  
8-Track Tape Player with AM/FM/MPX Radio  
Model C-777  
\$52.50

**Cassette Tape Player**  
with AM/FM MPX Radio  
Model CAS-888  
\$57.50

**Logic Probe**  
Compact circuit powered • Detects pulses as short as 50 µsec • DTL/HTL/CMOS compatibility  
Model LP-1  
\$44.95

**Proto Preassembled Boards**  
Model PB-104  
\$49.95

**Built-in Power Supplies**  
Regulated • Short-proof  
Reg. \$154.00  
\$129.95

**30 MHz LEADER Dual Trace with Delay Line**  
Model L80-520  
\$899.95

**Simpson 461**  
Complete with nickel-cadmium batteries, AC charger/adaptor, test leads  
\$149.95

**ES 3 1/2-Digit 0.1% Digital Capacitance Meter**  
Model 3001  
\$170

- 9 ranges from 1999 pF to 199.9 µF • 0.1% of reading accuracy

**Stereo Power Booster**  
Model POW-40  
40W stereo  
\$24.95

**RC Circuit Box**  
36 resistors (15Ω to 10 MΩ) • 18 capacitors (100 pF to 0.22 µF)  
Reg. \$49.95  
\$42.

**Magnifier Lamp**  
Precision ground and polished magnification lens  
Model MG10A  
\$49.95

**Weller Controlled Output Soldering Station**  
Model WTCPN  
Reg. \$77.50  
\$49.95

**BK PRECISION**  
30 MHz Portable Frequency Counter  
Model 1827  
\$130.00  
\$65.

**Remote Control for Lights & Appliances**  
\$79.50

**FORHAM**  
755 Conklin St. Farmingdale, N.Y. 11735

- Master Charge • BankAmericard • VISA • COD • Check • Money Order

N.Y. State residents add appropriate sales tax

**TOLL FREE (800) 645-9518**  
in N.Y. State call (516) 752-0050

**Chess Challenger 7**  
Reg. \$99.95  
\$74.90

**Proto Board with Preassembled Boards**  
Model PB-203A  
\$129.95

**ES 3 1/2-Digit 0.1% Digital Capacitance Meter**  
Model 3001  
\$170

**ES 3 1/2-Digit 0.1% Digital Capacitance Meter**  
Model 3001  
\$170

**ES 3 1/2-Digit 0.1% Digital Capacitance Meter**  
Model 3001  
\$170

**ES 3 1/2-Digit 0.1% Digital Capacitance Meter**  
Model 3001  
\$170

**RC Circuit Box**  
36 resistors (15Ω to 10 MΩ) • 18 capacitors (100 pF to 0.22 µF)  
Reg. \$49.95  
\$42.

**Magnifier Lamp**  
Precision ground and polished magnification lens  
Model MG10A  
\$49.95

**Weller Controlled Output Soldering Station**  
Model WTCPN  
Reg. \$77.50  
\$49.95

**BK PRECISION**  
30 MHz Portable Frequency Counter  
Model 1827  
\$130.00  
\$65.

**ES 3 1/2-Digit 0.1% Digital Capacitance Meter**  
Model 3001  
\$170

**ES 3 1/2-Digit 0.1% Digital Capacitance Meter**  
Model 3001  
\$170

**Chess Challenger 7**  
Reg. \$99.95  
\$74.90

**Proto Board with Preassembled Boards**  
Model PB-203A  
\$129.95

**ES 3 1/2-Digit 0.1% Digital Capacitance Meter**  
Model 3001  
\$170

**ES 3 1/2-Digit 0.1% Digital Capacitance Meter**  
Model 3001  
\$170

**ES 3 1/2-Digit 0.1% Digital Capacitance Meter**  
Model 3001  
\$170

**ES 3 1/2-Digit 0.1% Digital Capacitance Meter**  
Model 3001  
\$170

**FREE WIRE WRAPPING GUN**

Get O.K. Model BW-630 Battery Wire Wrapping Tool described below FREE with your purchase of \$100.00 worth of pre-cut pre-stripped wrapping wire at listed prices. Our standard Volume Discount Schedule is, of course, also applicable to your purchase. Please specify CATALOG NO. 99-00630 for your free wire wrapping tool. THIS OFFER EXPIRES MARCH 31, 1980.

**WIRE WRAPPING TOOLS**

O.K.'s Model BW-630 battery operated wrapping tool uses two size C batteries (not included) for mating "modified" wrap of No. 30 wire around .025" square post. This unit is lightweight and has positive interlocking and anti-overwrapping device.  
CATALOG NO. 25-00630. \$34.95

O.K.'s Model BW-762B tool is same as above, but is for wrapping No. 28 to 22 wires.  
CATALOG NO. 25-0262B. \$39.95

O.K.'s Model WSU-30M Manual wire wrapping tool is a three in one hand tool that strips No. 30 wire, makes "modified" wraps and even removes unwrapped wires.  
CATALOG NO. 25-16000. \$7.95

O.K.'s Model WSU-30 is the same as above, but makes "Regular" instead of "modified" wraps.  
CATALOG NO. 25-15000. \$6.95

VECTOR's Model P181 Wireing Pencil splices and wraps insulated wire into circuit boards from repurposed bobbins. Connections are made by soldering under a 750°F tip. When heat is applied, wire coating melts, permitting solder that is under the coating to bond the junction.  
CATALOG NO. 23-81781. \$7.95

VECTOR's Model SXK IC includes above mentioned wire pencil, plus a Vectorboard and most of other useful accessories.  
CATALOG NO. 23-55000. \$13.90

**PRESTRIPPED WRAPPING WIRE**

In order to specify the color of insulation, please indicate the "X" in price table below with the proper color number from the following table:


BLACK	0	GREEN	5
BROWN	1	BLUE	6
RED	2	VIOLET	7
ORANGE	3	GRAY	8
YELLOW	4	WHITE	9

INSULATED LENGTH	PACKAGE OF 50		PACKAGE OF 100		PACKAGE OF 500		PACKAGE OF 1000	
	CATALOG NO.	PRICE	CATALOG NO.	PRICE	CATALOG NO.	PRICE	CATALOG NO.	PRICE
1'	30-1002X	\$0.40	30-1003X	\$1.60	30-1004X	\$4.80	30-1005X	\$8.80
1.5'	30-1507X	0.94	30-1503X	1.68	30-1504X	5.04	30-1505X	9.24
2'	30-2007X	0.98	30-2003X	1.75	30-2004X	5.25	30-2005X	9.63
2.5'	30-2502X	1.07	30-2503X	1.83	30-2504X	5.40	30-2505X	10.06
3'	30-3002X	1.05	30-3003X	1.90	30-3004X	5.70	30-3005X	10.45
3.5'	30-3502X	1.14	30-3503X	1.98	30-3504X	5.94	30-3505X	10.89
4'	30-4002X	1.18	30-4003X	2.05	30-4004X	6.15	30-4005X	11.28
4.5'	30-4502X	1.22	30-4503X	2.13	30-4504X	6.39	30-4505X	11.77
5'	30-5002X	1.25	30-5003X	2.20	30-5004X	6.60	30-5005X	12.10
6'	30-6002X	1.33	30-6003X	2.35	30-6004X	7.05	30-6005X	12.93
7'	30-7002X	1.45	30-7003X	2.50	30-7004X	7.50	30-7005X	13.75
8'	30-8002X	1.52	30-8003X	2.65	30-8004X	7.95	30-8005X	14.58
9'	30-9002X	1.60	30-9003X	2.80	30-9004X	8.40	30-9005X	15.40
10'	30-1012X	1.68	30-1013X	2.95	30-1014X	8.85	30-1015X	16.23
15'	30-1512X	2.05	30-1513X	3.70	30-1514X	11.10	30-1515X	20.35

**ORDER DESK: 800-325-0101**

IN ORDER TO SERVE YOU BETTER, WE HAVE INSTALLED NATIONAL WATS SERVICE WHICH ARE ATTENDED 7:00 AM TO 9:00 PM (CENTRAL TIME) MONDAY THROUGH FRIDAY, AND FROM 8:00 AM TO 5:00 PM ON SATURDAYS. WE INVITE YOU TO CALL AND CHECK STOCK BEFORE PLACING YOUR ORDER. FOR CASH CUSTOMERS WE HOLD THE ORDER PENDING ARRIVAL OF CONFIRMATION AND PAYMENT.

74xx	7490	50 43	74196	50 87	74LS13	50 38	7402	50 35	74C42	50 94	40 10	50 43	74512	50 08	
7400	50 15	7493	0 43	74198	1 45	74LS126	0 48	74504	0 36	74C73	0 71	40 12	0 22	4518	1 13
7401	0 17	7494	0 65	74251	1 09	74LS132	0 80	74509	0 38	74C76	0 48	40 13	0 38	4519	0 62
7402	0 17	7496	0 65	74293	2 20	74LS138	0 38	74510	0 35	74C83	1 37	40 15	0 95	4527	1 87
7404	0 18	7497	2 45	74293	0 89	74LS139	0 93	74515	0 38	74C86	0 48	40 17	1 04	4539	1 10
7405	0 18	74107	0 29	74298	0 92	74LS151	0 74	74520	0 35	74C89	3 95	40 18	1 04	4555	0 67
7406	0 74	74109	0 37	74365	0 62	74LS152	0 74	74522	0 36	74C90	0 97	40 19	0 38	4556	0 88
7407	0 24	74121	0 34	74366	0 62	74LS153	0 84	74530	0 35	74C93	0 97	40 20	1 13	4587	0 88
7408	0 20	74122	0 39	74367	0 62	74LS154	1 09	74540	0 35	74C95	1 09	40 21	1 13	4584	0 74
7409	0 20	74123	0 49	74368	0 62	74LS155	0 74	74564	0 38	74C107	0 89	40 22	0 95	4102	7 10
7410	0 17	74126	0 39	74369	0 62	74LS156	0 74	74565	0 38	74C151	1 89	40 23	0 22	4103	8 25
7411	0 24	74128	0 39	74370	0 62	74LS157	0 74	74574	0 38	74C154	2 90	40 24	0 79	4104	7 30
7412	0 24	74132	0 64	74371	0 62	74LS158	0 74	74576	0 38	74C157	1 89	40 25	0 22	4105	9 25
7413	0 25	74141	0 79	741300	0 27	74LS160	1 01	74578	0 58	74C160	1 17	40 27	0 38	4106	9 75
7414	0 19	74145	0 69	741301	0 67	74LS161	1 01	74586	0 58	74C161	1 17	40 28	0 38	4107	9 95
7416	0 24	74147	1 60	741502	0 27	74LS162	1 01	74512	0 58	74C162	1 17	40 29	1 13	4123	0 93
7417	0 24	74148	1 20	74LS03	0 27	74LS163	1 01	74513	0 58	74C163	1 17	40 30	0 29	4124	1 29
7420	0 19	74150	0 89	74LS04	0 28	74LS164	1 01	74514	0 58	74C164	1 19	40 31	2 97	4125	3 95
7421	0 19	74151	0 69	74LS05	0 27	74LS165	1 01	74515	0 58	74C165	1 19	40 32	0 28	4126	1 05
7426	0 25	74152	0 59	74LS08	0 28	74LS169	1 13	74516	0 58	74C173	1 29	40 33	0 99	4008	1 37
7428	0 24	74153	0 59	74LS09	0 28	74LS170	1 13	74517	0 58	74C174	1 15	40 34	0 99	4009	0 94
7429	0 25	74154	0 99	74LS10	0 27	74LS172	1 33	74518	0 47	74C175	1 15	40 35	0 78	4016	0 30
7430	0 19	74155	0 69	74LS15	0 27	74LS174	1 36	74519	0 58	74C182	1 19	40 36	0 78	4127	0 90
7432	0 24	74156	0 69	74LS20	0 27	74LS175	0 83	74519	0 75	74C193	1 37	40 43	0 69	4018	1 17
7437	0 24	74157	0 64	74LS71	0 27	74LS181	2 50	74515	0 75	74C195	1 08	40 44	0 69	4128	1 17
7438	0 24	74158	0 64	74LS22	0 27	74LS190	1 17	74518	0 75	74C200	1 50	40 46	1 79	4129	1 17
7439	0 29	74161	1 95	74LS26	0 32	74LS191	0 67								



# Electronics Library

## A MICROPROCESSOR COURSE

by Mark E. Fohl

Using the 6800 microprocessor as a model, this "course" takes the reader through all phases of the microcomputer. Introduction to the topic is via an extensive discussion of the binary numbering system that is the computer's actual language. Following this, machine hardware is discussed, leading up to the microprocessor itself. From here, the book advances to memories, instructions and related topics, I/O schemes and devices, and software design and development.

Published by PBI-Petrocelli Books and distributed by McGraw-Hill Book Co., 1221 Ave. of Americas, New York, NY 10020. Hard cover. 218 pages. \$15.00.

## VIDEOCASSETTE RECORDERS

by David Lachenbruch

This book focuses on home videocassette recorders. Among topics covered are: what you can do with a VCR; standards, formats, and features; and step-by-step details on how to set up a system for best performance. Other related subjects include how to make your own tapes with a color-video camera, how to get your color slides and motion pictures onto tape, dubbing and duplicating tapes, etc. Major features of 30 VCR models are detailed for comparison purposes. Six-hour VHS and five-hour Beta machines are not included since their introduction occurred after publication.

Published by Everest House, 1133 Ave. of Americas, New York, NY 10036. Soft cover. 235 pages. \$6.95.

## ELECTRONIC DATA REFERENCE MANUAL

by Matthew Mandl

Incorporated into this single volume is technical data on components, linear and digital circuits, r-f transmission, etc. It contains numerous basic equations, circuit explanations, tables, graphs, solid-state, and design factors. Data is also given on lasers, holograms, ICs, digital circuits and techniques, types of modulation, antennas, and more.

Published by Reston Publishing Co., Inc., Reston, VA 22090. Hard cover. 323 pages. \$24.50.

## GENERAL LEDGER

by Lon Poole & Mary Borchers


Included in this BASIC business programs book are program listings with remarks, descriptions, discussions of principles behind each program, file layouts, and a complete user's manual with step-by-step instructions, flow charts, and sample reports and CRT displays. Program listings are in Wang Laboratories extended BASIC.

Published by Osborne & Associates, Inc., P.O. Box 2036, Berkeley, CA 94702. Soft cover. 144 pages. \$15.00.

FEBRUARY 1980

# BULLET GARLAND TEXAS ELECTRONICS 75040

## SE 01 Sound Effects Kit \$16.95



The SE-01 is a complete kit that contains all the parts to build a programmable sound effects generator. Designed around the new Texas Instruments SN76477 Sound Chip, the board provides banks of MINI DIP switches and pots to program the various combinations of the SLF Oscillator, VCO, Noise, One Shot, and Envelope Controls. A Quad Op Amp IC is used to implement an Adjustable Pulse Generator, Level Comparator and Multiplex Oscillator for even more versatility. The 3" x 5" PC Board features a prototype area to allow for user added circuitry. Easily programmed to duplicate Explosions, Phaser Guns, Steam Trains, or almost an infinite number of other sounds. The unit has a multiple of applications. The low price includes all parts, assembly manual, programming charts, and detailed 76477 chip specifications. It runs on a 9V battery (not included). On board 100MW amp will drive a small speaker directly, or the unit can be connected to your stereo with incredible results! (Speaker not included).

- 76477 CHIP IS INCLUDED. EXTRA CHIPS \$2.95 EACH
- \$16.95 LESS SPEAKER & BATTERY

From T.I. TL490 BAR/DOT DRIVER IC. Drives 10 LED's with adjustable analog steps. Units are cascadable up to 10 (100 steps). Drives LED's directly. Great for voltage, current, or audio displays. Similar in features to LM3914 with specs and circuit notes.

2.95

NEW!



NEW!

AY-3-8910

Bang

ZAP  
Clang



Tweet

## AY3-8910 PROGRAMMABLE SOUND GENERATOR

The AY3-8910 is a 40 pin LSI chip with three oscillators, three amplitude controls, programmable noise generator, three mixers, an envelope generator, and three D/A converters that are controlled by 8 BIT WORDS. No external pots or caps required. This chip hooked to an 8 bit microprocessor chip or Bus (8080, Z80, 6800 etc.) can be software controlled to produce almost any sound. It will play three note chords, make bangs, whistles, sirens, gunshots, explosions, bleets, whines, or grunts. In addition, it has provisions to control its own memory chips with two IO ports. The chip requires +5V @ 75ma and a standard TTL clock oscillator. A truly incredible circuit.

\$14.95 W/Basic Spec Sheet (4 pages)  
60 page manual with S-100 interface, instructions and several programming examples, \$3.00 extra

## POTENTIOMETER ASSORTMENT

A mix of new, panel mount 3/8" bushing pots in various values. Some dual. Some with switches

10/2.00

## 1/2W RESISTOR ASSORTMENT

A good mix of 5% and 10% values in both full lead and PC lead devices. All new, first quality.

(Asst.) 200 pieces 2.00

## SLIDE SWITCH ASSORTMENT

An outstanding bargain! Includes miniature and standard sizes and multi-position units. All new first quality, name brand switches. Try one pack and you'll reorder more. SPECIAL — 12 for \$1.20 (Assortment)

PARTS	
301 OP AMP 8 LEAD CAN	3/1.00
723 VOLT REG. 10 LEAD CAN	.50
13741 FET INPUT 741 MINI DIP	3/1.10
30 000 @ 15V COMPUTER GRADE	2.10
2N4300 NPN GEN. PURPOSE	8/1.00
2N4020 PNP COMPLEMENT	8/1.00
2N5028 P.U.T. W/SPECS	.50
LM380 2W AUDIO IC W/SPECS	1.09
LM377 DUAL LM380 W/SPECS	2.50
*7815 VOLT REG. 1A 15V	.69
1L-1 OPTO ISOLATOR MINI DIP	.60
*74CM 631 DUAL GATE MOSFET	
DIODE PROTECTED SIMILAR TO -0673	.50
MV1824 VARICAP DIODE 10 PFD	.49
1N4003 1A 200V DIODE	15/1.00
TIP30 TAB PNP POWER	3/1.00
*MC1551P FM IF. DISC IC	.50

\*INDICATES ITEM IS "HOUSE NUMBER"

LED'S	
JUMBO GREEN	4/80
JUMBO RED	5/80
MEDIUM RED (4")	15
MEDIUM GRN OR YELLOW	16

- \* NO C.O.D.'s
- \* SEND CHECK M.O. OR CHARGE CARD NO.
- \* PHONE ORDERS ACCEPTED ON VISA AND MASTERCARD ONLY.
- (214) 278-3553

- \* ADD 5% FOR SHIPPING
- \* TX. RES. ADD 5% STATE SALES TAX
- \* FOREIGN ORDERS ADD 10% (EXCEPT CANADA) (20% AIRMAIL) U.S. FUNDS ONLY

## 7 WATT AUDIO AMP KIT

SMALL, SINGLE HYBRID IC AND COMPONENTS FIT ON A 2" x 3" PC BOARD (INCLUDED). RUNS ON 12 VDC. GREAT FOR ANY PROJECT THAT NEEDS AN INEXPENSIVE AMP LESS THAN 3% THD @ 5 WATTS. COMPATIBLE WITH SE-01 SOUND KIT. \$5.95

## 6 DIGIT AUTO/VAN CLOCK

- \* LARGE " " CHARACTERS (LED)
- \* QUARTZ XTAL TIME BASE
- \* ALARM & SNOOZE OPTIONS
- \* NOISE FILTERING
- \* EASY TO ASSEMBLE
- \* 4 1/2" x 3 1/2"
- \* DRILLED & PLATED PCB BOARDS

16.95 COMPLETE KIT 12 VDC

## ULTRASONIC RELAY KIT

INVISIBLE BEAM WORKS LIKE A PHOTO ELECTRIC EYE. USE UP TO 25 FT APART. COMPLETE KIT. ALL PARTS & PCB BOARDS \$21.50

# BACK ISSUES AVAILABLE...



If you've missed any of the previously published issues of Popular Electronics Magazine a wide selection is still available. Copies may be ordered for issues published during the past 12 months. In the event a particular issue ordered is out of print your payment will be returned promptly.

Order by mailing \$3.00 per copy (postage & handling included) to Popular Electronics, P.O. Box 278, Pratt Station, Brooklyn, N.Y.

(Outside U.S.A. copies are \$4.00 each.)

Please be sure to enclose payment and identify the specific issues you wish to receive.

# BEAT HIGH GAS PRICES!



FREE Booklet

## Electrify Your Bike!

PEDALPOWER exciting new bike drive tames tough hills. Be independent. Shop when you want. Fits all Bikes, Adult Trikes. Installs in minutes. Thousands sold. Recharges overnight. Travels 100 miles for a dime. Get your exercise without strain. Pedal easily with motor engaged to help improve your health. Visit friends. Travel to work or ride for fun. Starts without pedaling. Noiseless, nonpolluting. Virtually maintenance free operation!

CALL TOLL FREE 800-257-7955\*

For Free Booklet and Special Offer or write: General Engines Co. 5703 Mantua Blvd. Sewell, NJ 08080

\* In AK, HI, NJ call collect (609) 468-0270



CIRCLE NO. 26 ON FREE INFORMATION CARD

# Active Electronic Sales Corp.

## Zilog

Z8001	\$195.00	16 Bit CPU with segmented address space to 8 Megabytes.
Z8002	\$150.00	16 Bit CPU with non segmented address space to 64K bytes.
Z8000DB	\$1500.00	A complete single board Z8000 microcomputer system. Contains the Z8002 microprocessor, 16K words of dynamic RAM, 2K word monitor PROM, dual serial interfaces, four counter/timers and 32 programmable parallel I/O lines.

### All Products Stocked in Depth Largest Zilog Inventory

Z80-CPU	2.5 MHz	\$ 9.95	Z80-DMA	2.5 MHz	\$26.85
Z80A-CPU	4.0 MHz	11.95	Z80A-DMA	4.0 MHz	33.60
Z80-PIO	2.5 MHz	7.20	Z80-SIO/O	2.5 MHz	36.00
Z80A-PIO	4.0 MHz	8.40	Z80A-SIO/O	4.0 MHz	39.50
Z80-CTC	2.5 MHz	7.20	Z80-SIO/1	2.5 MHz	35.00
Z80A-CTC	4.0 MHz	8.40	Z80A-SIO/1	4.0 MHz	39.50
			Z80-SIO/2	2.5 MHz	36.00
			Z80A-SIO/2	4.0 MHz	39.50

## MICROPROCESSOR CHIP SETS

Part No.	Price	Part No.	Price	Part No.	Price
8080A	\$5.95	6800	\$6.95	6502	\$9.95
8085	12.95	6802	11.95	6504	9.95
				6505	9.95
8212	2.95	6810	3.95		
8214	3.95	6820	3.95	6520	6.95
8216	2.95	6821	3.95	6522	9.95
8224	3.45	6850	4.25	6532	13.95
8226	2.25	6852	3.95	6551	13.95
8228	4.98				
8238	4.98				
8251	6.95	1802LE	9.95	1854LE	6.95
8253	14.95	1824LE	3.50	1856LE	1.95
8255	5.75	1852LE	1.50	1858LE	1.95
8257	10.95	1853LE	1.45	1859LE	1.50
8259	14.95				

## METAL POWER TRANSISTORS

Homotaxial — Best Quality


2N3054	.65	60V	NPN	TO-66
2N3055	.69	70V	NPN	TO-3
2N3442	1.50	160V	NPN	TO-3
2N3771	1.95	50V	NPN	TO-3
2N3772	1.95	100V	NPN	TO-3
2N3773	2.50	160V	NPN	TO-3

### Universal SCR

C106D	.34	400V	5.0 AMP	TO-220
-------	-----	------	---------	--------

## EPROM'S

C2708	1K x 8	450 ns		\$ 9.95
TMS2716	16K (2K x 8)	450 ns	(3 power supplies) T.I. Version	\$24.95
C2716/TMS2516	16K (2K x 8)	450 ns	(Single 5V supply — Intel version)	\$29.95



## MOS MEMORIES

### MOS Static RAM's

Part No.		Price
2101	1K (256 x 4) 350ns 22 PIN	\$1.95
2102LFPC	1K (1K x 1) Low Power 350ns 16 PIN	1.19
2102LHPC	1K (1K x 1) Low Power High Performance 250ns 16 PIN	1.29
2102-1PC	1K (1K x 1) 450ns 16 PIN	0.94
2102-2PC	1K (1K x 1) 650ns 16 PIN	0.89
P2111-25	1K (256 x 4) 250ns 18 PIN	2.25
P2112-35	1K (256 x 4) 350ns 18 PIN	2.25
2114L	Low Power 4K (1024 x 4) 300 ns	\$4.95

### MOS Dynamic RAM's

416-5	16K (16K x 1) 300ns 16 PIN	9.95
TMS4060-30	4K (4K x 1) 300ns 22 PIN	2.95
TMS4060-20	4K (4K x 1) 200ns 22 PIN	3.95

### UART's

AY5-1013A	0 to 40K BAUD 40 PIN	4.50
AY3-1015	0 to 30K BAUD 40 PIN Single 5V supply	5.50

### 1K CMOS RAM

5101	1K (256 x 4) 450ns 22 PIN Low Power	3.95
------	-------------------------------------	------

### 4K CMOS RAM

P4315-45L	4K (4K x 1) 450ns 18 PIN	14.95
-----------	--------------------------	-------

### SHIFT REGISTERS

3341PC	FIFO 700 KHz	4.95
3341APC	FIFO 1 MHz	5.50
3342PC	64 Bit Shift Register	4.95
3347PC	80 Bit Shift Register	4.95

### ECL RAM

10+10ADC/HM2106	256 x 1 Bit Fully Decoded 15ns 16 PIN	Special 1.95
-----------------	---------------------------------------	--------------

## LINEAR I.C.'s

LM301N-8	.34	LM739CN-14	1.29
LM307N-8	.29	LM741CN-8	.29
LM308CH	.95	LM747CN-14	.59
LM311N-8	.59	LM748CN-8	.39
LM324N	.59	TBA810DAS	1.29
LM339N	.99	LM1458N-8	.49
LM348N-14	.55	LM1488N-14	.69
LM358N-8	.99	LM1489N-14	.29
LM555N-8	.59	LM3403N-14	.99
LM556N-14	.49	LM3900N	.59
LM723CN-14	.49	LM4136N-14	.99
LM725CN-8	1.25		

## Special of the Month

EPROM  
**C2708-65/4708-6** \$6.90  
 1K (1K x 8) 650 ns

## 1980 IC MASTER

JUST RELEASED over 2700 PAGES  
 Complete integrated circuit data selector. Master guide to the latest I.C.'s including microprocessors and consumer circuits. 45,000 device types listed. 5,000 new device types added. Complete new section on MPU boards & Systems.

Free Quarterly Updates ~~\$75.00~~  
**Special \$59.95**



## SOUND & MUSIC GENERATOR I.C.

Creates almost any type of sound, from music to gunshots and explosions. High level op amp output. 28 pin DIP. Operates from one 9V battery with data.




"Lowest Price Offered Anywhere"

SN76477N (.600" centers)	\$2.49
SN76477NF (.400" centers)	\$2.29

## TEXAS INSTRUMENTS Low Profile Sockets

Lowest prices anywhere for the highest quality, an unbeatable combination. Over one million pieces in stock.

Contacts	Price	Contacts	Price
8 PIN	.08	22 PIN	.22
14 PIN	.12	24 PIN	.24
16 PIN	.14	28 PIN	.28
18 PIN	.18	40 PIN	.40
20 PIN	.20		



## MICROCOMPUTER BOARDS

### NEC MICROCOMPUTERS TK80A \$299.00

Based on the 8080A the board has both 1K RAM and 1K electrically erasable PROM expandable to 4K x 8 and 8K x 8 on board. Complete with keypad with 25 real keys and 8 bright 500' digits for display.

### Rockwell International AIM65 \$375.00

As a learning aid AIM65 gives you an assembled, tested and warranted R6502 based microcomputer system with a full sized keyboard, an alphanumeric 20 character display and uniquely, an alphanumeric 20 column thermal printer. An on board Advanced Interface Monitor program provides extensive control and program development functions. 1K RAM.

### Synertek® SYM-1 \$239.00

Fully assembled, tested, documented and expandable. Powerful 6502 8-bit microprocessor. 6-digit hex LED display. KIM-1 hardware compatibility. Single plus 5V power requirements.

### Texas Instruments TM990/189 \$333.00 UNIVERSITY MODULE

A complete learning aid that in conjunction with the Tutorial Text offers hands on experience with microprocessors, I/O, memory and assembly language programming. Offers advanced features such as 45 ke, alphanumeric keyboard, a powerful instruction set, multiply and divide, vectored interrupts, single bit I/O manipulation parallel I/O and 7 addressing modes.

### L.E.D. LAMPS

LED209	T-1 3 mm Red	.09
LED211	T-1 3 mm Green	.19
LED212	T-1 3 mm Yellow	.14
LED220	T-1 1/2 5 mm Red	.11
LED222	T-1 1/2 5 mm Green	.24
LED224	T-1 1/2 5 mm Yellow	.16

### DISPLAYS

FND357	375' Common Cathode	1.09
FND367	360' Common Cathode (high brightness)	1.29
FND500	500' Common Cathode	1.09
FND507	500' Common Anode	1.09
FND560	500' Common Cathode (high brightness)	1.29
FND567	500' Common Anode (high brightness)	1.29
DL704	300' Common Cathode	1.29
DL707	300' Common Anode	1.29
DL747	630' Common Anode	2.29

### ISOLATORS

ILD74	Dual Opto Isolator	1500V	1.29
ILO74	Quad Opto Isolator	1500V	3.95
MCT6	Dual Opto Isolator	1500V	1.29
TIL111	Opto Coupler	1500V	.69
4N26	Opto Isolator	2500V	.59
4N28	Opto Isolator	500V	.59
4N29	Opto Isolator	2500V	.69
4N32	Opto Isolator	2500V	.69

# Active Electronic Sales Corp.

P.O. BOX 1035 FRAMINGHAM, MASSACHUSETTS 01701

Over-the-counter sales.  
 12 Mercer Rd., Natick, Mass 01760  
 Behind Zayres on Rte. 9  
 Telephone Orders & Enquiries (617) 879-0077

MINIMUM ORDER \$10.00 • ADD \$2.00 TO COVER POSTAGE & HANDLING

Foreign customers please remit payment on an international bank draft or international postal money order in American dollars.



### IN CANADA

5651 FERRIER ST.  
 MONTREAL, QUEBEC  
 H4P 2K5  
 Tel.: (514) 731-7441

4800 DUFFERIN ST.  
 DOWNSVIEW, ONTARIO  
 M3M 5S9  
 Tel.: (416) 661-1115

BAXTER CENTRE  
 1050 BAXTER ROAD  
 OTTAWA, ONTARIO  
 K2C 3P2  
 Tel.: (613) 820-9471

3070 KINGSWAY  
 VANCOUVER, B.C.  
 V5R 5J7  
 Tel.: (604) 438-3321

CIRCLE NO. 3 ON FREE INFORMATION CARD



# Electronics Classified

**REGULAR CLASSIFIED: COMMERCIAL RATE:** For firms or individuals offering commercial products or services, \$2.75 per word. Minimum order \$41.25. **EXPAND-AD® CLASSIFIED RATE:** \$4.10 per word. Minimum order \$61.50. Frequency discount: 5% for 6 months; 10% for 12 months paid in advance. **PERSONAL RATE:** For individuals with a personal item to buy or sell, \$1.60 per word. No minimum! **DISPLAY CLASSIFIED:** 1" by 1 column (2-1/4" wide), \$330. 2" by 1 column, \$660.00. 3" by 1 column, \$990.00. Advertiser to supply film positives. For frequency rates, please inquire. **GENERAL INFORMATION:** Ad copy must be typewritten or clearly printed. Payment must accompany copy except when ads are to be billed on credit cards — American Express, Diners Club, Master Charge, VISA (supply expiration date) — or when ads are placed by accredited advertising agencies. Advertisements will not be published which advertise or promote the use of devices for the surreptitious interception of communications. Closing Date: 1st of the 2nd month preceding cover date (for example, March issue closes January 1st). Send order and remittance to Classified Advertising, **POPULAR ELECTRONICS**, One Park Ave., N.Y., N.Y. 10016. For inquiries, contact Linda Lemberg at (212) 725-7686.

## FOR SALE

**FREE!** Bargain Catalog — I.C.s, LED's, readouts, fiber optics, calculators parts & kits, semiconductors, parts. Poly Paks, Box 942PE, Lynnfield, Mass. 01940.

**GOVERNMENT** and industrial surplus receivers, transmitters, sniperscopes, electronic parts. Picture Catalog 25 cents. Meshna, Nahant, Mass. 01908.

**LOWEST Prices Electronic Parts.** Confidential Catalog Free. KNAPP, 4750 96th St N., St. Petersburg, FL 33708.

**ELECTRONIC PARTS.** semiconductors, kits. **FREE FLYER.** Large catalog \$1.00 deposit. **BIGELOW ELECTRONICS.** Bluffton, Ohio 45817.

**RADIO** — T.V. Tubes — 36 cents each. Send for free catalog. Cornell, 4213 University, San Diego, Calif. 92105.

**AMATEUR SCIENTISTS.** Electronics Experimenters, Science Fair Students... Construction plans — Complete, including drawings, schematics, parts list with prices and sources... Robot Man — Psychedelic shows — Lasers — Emotion/Lie Detector — Touch Tone Dial — Quadraphonic Adapter — Transistorized Ignition — Burglar Alarm — Sound Meter... over 60 items. Send \$1.00 (no stamps) for complete catalog. Technical Writers Group, Box 5994, University Station, Raleigh, N.C. 27650.

**SOUND SYNTHESIZER KITS** — Surf \$16.95, Wind \$16.95, Wind Chimes \$22.95, Musical Accessories, many more. Catalog free. PAIA Electronics, Box J14359, Oklahoma City, OK 73114.

**TELETYPE EQUIPMENT:** Copy Military, Press, Weather, Amateur, Commercial Transmissions. Catalog \$1.00. **WEATHER MAP RECORDERS:** Copy Satellite Photographs, National-Local Weather Maps. Learn How! \$1.00. Atlantic Sales, 3730 Nautilus Ave., Brooklyn, NY 11224. Phone: (212) 372-0349.

**WHOLESALE C.B.,** Scanners, Antennas, Catalog 25 cents. Crystals: Special cut, \$4.95, Monitor \$3.95. Send make, model, frequency. G. Enterprises, Box 461P, Clearfield, UT 84015.

**BUILD AND SAVE TELEPHONES. TELEVISION. DETECTIVE. BROADCAST** Electronics. We sell construction plans with an Engineering Service. Speakerphones, Answering Machines, Carphones, Phonevision, Dialers, Color TV Converters, VTR, Games, \$25 TV Camera, Electron Microscope, Special Effects Generator, Time Base Corrector, Chroma Key, Engineering Courses in Telephone, Integrated Circuits, Detective Electronics. **PLUS MUCH MORE** NEW Super Hobby Catalog PLUS year's subscription to Electronic News Letter, \$1.00. Don Britton Enterprises, 6200 Wilshire Blvd., Los Angeles, Calif. 90048.

**NAME BRAND** Test Equipment. Up to 50% discount. Free catalog. Salen Electronics, Box 82, Skokie, Illinois 60077.

## SpeakerGuts.

The absolute latest in advanced speaker technology "Wave Aperture" Drivers, the Patented Nestrivic Wafer System, raw speaker components selected for their excellence. Horns, crossovers, subwoofers, woofers, midranges, horn and dome tweeters. Over 30 in all. Build your own speaker system and we'll provide top quality speakers and design information. Send for FREE 48 page color catalog from the largest, most experienced speaker kit manufacturer in the world. **DON'T DELAY. Write today!**



Dept. 171, 735 N. Northlake Way  
Seattle, Washington 98103

**POLICE/FIRE SCANNERS,** crystals, antennas, CBs, Radar Detectors. HPR, Box 19224, Denver, CO 80219.

**UNSCRAMBLE CODED MESSAGES** from Police, Fire and Medical Channels. Same day service. Satisfaction guaranteed. Don Nobles Electronics, Inc., Rt. 7, Box 610, Hot Springs, Arkansas 71901. (501) 623-6027.

**UNSCRAMBLERS** for any scanner. Several models available. Free literature. Capri Electronics, 8753T Windom, St. Louis, MO 63114.

**UNSCRAMBLERS,** seven models available to decode police, ambulance, and fire coded transmissions. Other scanner devices. Tone encoders/decoders. Telephone accessories, etc. Free Catalog: **KRYSTAL KITS,** Box 445, Bentonville, Ark. 72712. (501) 273-5340.

**CB RADIOS, VHF-UHF Scanners, Crystal, Antennas, Radar Detectors.** Wholesale. Southland, Box 3591, Baytown, TX 77520.

### Telephone Listening Device

Record telephone conversations in your office or home. Connects between any cassette or tape recorder and your telephone or telephone LINE. Starts automatically when phone is answered. Records both sides of phone conversation. Stops recorder when phone is hung up. This device is not an answering service.

SIZE 100

SIZE 2 x 3 1/2

**Each \$18.95**  
Qty. Disc Avail.

**Super Powerful Wireless Mic**

10 times more powerful than other mics. Transmits up to 1/4 mile to any FM radio. Easy to assemble kit. 15V battery (not incl.). Call (305) 725-1000 or send \$18.95 + \$1.00 shipping per item to USI Corp., P.O. Box PE-2052, Melbourne, FL 32901. **COD's accept.** For catalog of transmitters, voice scramblers and other specialty items, enclose \$2.00 to USI Corp.

**EXQUISITE ELECTRONICS KITS** for beginners and pros. Free brochure. **LOGICAL SYSTEMS,** 3314 'H' St., Vancouver, Washington 98663.

**BARGAINS GALORE!** Monthly swap sheet for radio collectors, hams, experimenters, etc. Send long SASE for sample. Electronics Trader, Box 2377, Argus, CA 93562.

## SATELLITE TV FOR THE HOME

Our receiver lets you get over 75 channels of television directly from the satellites! HBO, Showtime, super stations, sports and movies from around the world. **Works Anywhere** — FCC licensing no longer required.

### — 3 WAYS TO GO —

- **Buy complete** — our 24-channel tunable receiver, LNA and feed, only \$1,600.
- **Assemble** — our kit, all parts included, 2-day project.
- **Construct** — from our new step-by-step plans — **SAVE!**

Complete details covered in our Home Earth Station manual. Send \$7.95 today (refundable against any purchase), or call our 24-hr. C.O.D. Hotline: (305) 869-4283.

**SPACECOAST RESEARCH**  
P.O. Box 442, Dept. S, Altamonte Springs, FL 32701

**PRINTED CIRCUIT** supplies, chemicals, tools, artwork, plating solutions. Major credit cards. Catalog \$2.00, refundable. **CIRCOLEX,** Box 198, Marcy, NY 13403.

**RECONDITIONED TEST EQUIPMENT** \$1.00 for catalog. **WALTER'S TEST EQUIPMENT,** 2697 Nickel, San Pablo, CA 94806, (415) 758-1050.

**NEGATIVE ION GENERATORS** and ACCESSORIES. (Kits). Fascinating details — \$1.00. Golden Enterprises, Box 1282-PE, Glendale, Arizona 85311.

**FREE SAMPLE** of optical fiber if you send for our catalog of fiber optic and electronic supplies. **FIBERTRONICS,** Box 322, Primos, PA 19018.

## TREMENDOUS BUYS IN New And Gov't Surplus Equipment

**Dial Telephone "SUPER BUY"**

\* Save us the labor costs of cleaning and polishing and save \$\$\$\$ on standard dial telephones. Work on any commercial system. Complete. (no parts missing) in good working order. Your choice of desk or wall models. These are take-outs from commercial service (not toys.) Instructions furnished.

DESK PHONE  
ORIGINAL \$27.50

WALL PHONE  
ORIGINAL \$27.50

Model Model #715-WP1     **\$7.95**     PREPAID IN U.S.A.  
Dial Model #715-W1     PRICE EACH     HAWAII, ALASKA, P.R.

**FREE CATALOG** Shows BIG SAVINGS On

• ELECTRONICS • ELECTRICAL • ALARM SYSTEMS • TELEPHONES • PUMPS  
• BINOCULARS • GEAR MOTORS • WINCHES • SURVEYING INSTRUMENTS  
• GENERATORS • COMPRESSORS • HYDRAULICS • POWER TOOLS • WELDING  
• POWER PLANTS • CHEMICAL SPRAYING • FARGUES • MANY OTHERS!

**Surplus Center - Box 82209-PE, Lincoln, Ne. 68501**

**NEW ELECTRONIC PARTS.** Continuously stocked. Stamp brings catalog. Daytappo Electronics, 3029 N. Wilshire Ln. Arlington Hts., IL 60004.

**ELECTRONICS COMPLETED KITS.** No wiring. FM mic. VU meter. Touch control switch programmable music block. Wheel fortune game, etc. Save up to 50%. Write for free catalog today. Postcard will do. Supertronics Inc., 39 Bowery, Box 88, New York, NY 10002.

**SATELLITE TELEVISION** — MOVIES, SPORTS, etc. Build or buy earth station. Send \$3.00 for information. Satellite T.V., Box 140, Oxford, NY 13830.

**B&K Test Equipment** 18% discount. Free catalog. Free Shipping. Spacetron-AE, 948 Prospect, Elmhurst, IL 60126.

**HOW TO BUILD CROSSOVERS.** Design and construction book. \$5.00. Book of tables showing component values for 2590 discreet impedance-frequency points. 6 dB/oct \$8.00. 12 dB/oct \$8.00. Mesalab, 3942 Mesa Ave., Sarasota, FL 33563.

**FIX CB RADIOS** for yourself, friends or profit. Complete manual now \$10.95 from A.P. SYSTEMS, P.O. Box 488 PE, Milford, PA 18337. (717) 686-5900.

### New Morse-A-Word Code Reader

CO-WORLD

IDEAL FOR BEGINNERS SWL'S AND AMATEURS. CONNECTS TO YOUR RECEIVER. SPEAKER FULL EIGHT CHARACTER READOUT. ORDER MARK \$249.95. KIT \$169.95. SEND CHECK OR MONEY ORDER. USE YOUR VISA OR MASTER CHARGE. ADD \$3.50 FOR SHIPPING.

**Microcraft Corporation** Tel.: 414-241-8144  
P.O. Box 513 PE, Thiensville, Wisconsin 53092

**GIANT-SCREEN TV.** Projection system kit includes lens, plans, instructions. \$16.00. Guaranteed. ADP Enterprises, Box AW-2, Brisbane, CA 94005.

**STUDIO II CONVERSION** TO MICROCOMPUTER — Plans \$5.00. Kits available. Aresco, Box 1142, Columbia, MD 21044.

**LOW, LOW Component Prices!** Ask for free flyer. Write: EEP, 11 Revere Place, Tappan, NY 10983.

RF POWER TRANSISTORS — MRF 455A — \$17.95, MRF 454A — \$24.95, 2N 5591 — \$8.90, 2N 6084 — \$14.50, more. TV, audio, radio, VTR transistors, IC's, diodes, SG 613 — \$5.90, STK 013 — \$8.40, AN 239 — \$4.90, more. Send for free catalog. B & D Enterprises, P.O. Box 32, Mt. Jewett, PA 16740. (814) 837-6820. 24 hours.

BUY DIRECT! TV semiconductors, parts, chemicals at distributor's cost. Free catalog. MIDWEST SEMICONDUCTOR, Dept. P, 4411 W. North Ave., Milwaukee, WI 53208.

**LOUD AND CLEAR.**  
 Read all about the K... the amazing speaker that has the power to reproduce even the lowest bass notes... Loud and clear. Features the brilliant conehorn design with Speakerlab innovations like Maghorn™ damped horn drivers. One of the only kits available for this unique loudspeaker. Read about it's and all the other great Speakerlab speakers and parts in our free catalog.

**Speakerlab**  
 To get yours write  
 SPEAKERLAB Dept. 172  
 735 N. Northlake Way  
 Seattle, WA  
 98103

SCANNER CRYSTALS \$2.85. PLL conversion crystals \$4.00. 50c P&H. Diversified Marketing, 2010 So. 139th Cir., Omaha, NE 68144.

OSI CHALLENGER 1P — Superboard II. 90 page step-by-step programming manual. \$5.95 — \$1.00 P&H. TIS, Box 921, Los Alamos, NM 87544.

DISCOUNT C.B., SCANNERS, ACCESSORIES. Free Catalog Crystals: CB, Ham, Scanner. All freqs. Same day service. XTALS, Box 42-E, Prospect Hts., IL 60056.

TRS-80™ USERS: We have hardware and software. Write for current list. HARTMANN-LANG, Box 693, Chatham, NJ 07928.

NEW FALL 1980 TEST EQUIPMENT CATALOG AVAILABLE. 108 pages of quality used equipment. Write for free copy. Tucker Electronics Co., Box 401060, Garland, TX 75040.

PRINTED CIRCUIT BOARDS, your artwork. Quick delivery. Reasonable. Atlas Circuits, Box 974, Waynesville, NC 28786. (704) 456-3739.

FREE CA3140 OpAmp with every order. All top quality merchandise. Send for bargain catalog. KEY ELECTRONICS, Box 3506P, Schenectady, NY 12303.

100 ELECTRONIC PARTS with 9 drawer parts organizer only \$5.00 plus \$1.50 shipping. Parts are 100% usable. Includes prime semiconductors. Cunningham, POB 123, Leetonia, Ohio 44431.

SOUNDS OF SHORTWAVE! 60-minute cassette by Robert Grove. WA4PYQ. Identify facsimile, jammers, telemetry, multiplex, teletype, many more! Side 2! Choosing a receiver, planning an antenna, coping with interference, more! \$5.95 postpaid. Grove Enterprises, Rt. 1, Box 156B, Brasstown, NC 28902.

NICKEL-CADMIUM CELLS, 22AH, wet type, used, \$5.00 ea. Joe Conner, 8346 Bagley, Ashley, MI 48806.

MICROWAVE OVEN REPLACEMENT parts at discount. 9245 Huebner Road, San Antonio, TX 78240. (512) 696-0387.

PROFESSIONAL ALARM BOARDS only \$30 each. Fully assembled, enclosureless. Features Burglar Fire protection-time delay emergency button, police sound. PNP Manufacturing, Dept. E, P.O.B. 1, Brooklyn, NY 11204.

TEST EQUIPMENT, new and used. Catalog \$1.00. PTI, Box 8756, White Bear Lake, MN 55110.

UPGRADING MY TRS-80 SYSTEM. Selling some software and hardware in excellent condition. Send S.A.S.E. for list. R. Lee, 25 Amaryllis Ave., Waterbury, Conn. 06710.

NEGATIVE ION GENERATOR plans, kits, parts. SASE for list. Starwind, Box 712, Goleta, CA 93017.

ELECTRONIC CATALOG Free. Over 300 pages. Parts, schematics, etc. Everything needed by the hobbyist or technician. T & M Electronics, 472 East Main St., Patchogue, NY 11772. (516) 289-2520.

**SATELLITE T.V.**  
 HOME VIDEO RECEIVERS, ANTENNAS AND LOW NOISE AMPLIFIERS. WE MFG. THE LATEST IN ADVANCED TECHNOLOGY SYSTEMS WHICH COMBINE HIGH PERFORMANCE AND LOW COST. SEND \$7.95 (REFUNDED WITH ORDER) FOR OUR INFORMATION PACKAGE TO  
 NORSAT SYSTEMS BOX 232 SURREY B.C. CANADA V3T 4W8

SENCORE CB 42 ANALYST used 6 months, \$745. Tektronics 555 Oscilloscope, \$130. Stan Stevens, RR4, Iowa City, Iowa 52240. (319) 354-9726.

PERSONAL RADIATION DETECTOR — Self-contained electronic instrument for measuring gamma radiation. Will detect nuclear waste. Send \$69.95 to: Industrial Technology, Box 1804, Rockford, IL 61110. Send self-addressed stamped envelope for free literature.

NEW CATALOG of low cost electronic parts. Send for FREE copy. ALL ELECTRONICS CORP., Dept. F, 905 S. Vermont Ave., Los Angeles, CA 90006.

PROJECT CASES — Standard/Custom sizes, engraved faceplates available. Information 25c. RAY O LITE PLASTICS, 111 W. Clarendon, Dallas, TX 75208.


SECRET TELEVISION CHANNELS IN YOUR HOME without set modifications. Latest movies, sports, night club acts, religion, it's all in your neighborhood, but kept secret from most people. Complete detailed plans on how you can start receiving these SECRET channels for \$100.00 or less. Send \$25.00 cash, check, or moneyorder... or \$4.50 for more information, to: TELE-TEC, Dept. SATT., 8688 Royal Drive, Noblesville, IN 46060.

RESISTORS 1/4W, 1/2W 5%CF, .03c each. Send for Free Stock List and Information. JR Industries, 5834-A Swancreek, Toledo, OH 43614.

COPY WEATHER SATELLITES. Parabolic Dish Kits, pre-cut, ready to assemble. 4, 6, 8, 10 and 16 foot sizes available. Reasonable prices. Send s.a.s.e. for details to: Marble Electronics Company, 32 Sea Street, North Weymouth, MA 02191.

**TOP-SOUND**  
 An easy-to-build super organ!  
 Free large color catalog!

**Dr. Böhm**



Electronic organs and kits  
 Postbox 2109/PA, D4950 Minden  
 West-Germany

**PLANS AND KITS**

**AMAZING ELECTRONIC PRODUCTS**

LASERS SUPER POWERED, RIFLE, PISTOL, POCKET - SEE IN DARK - PYRO-TECHNICAL, DE-BUGGING - JUNGLECAMBERS, GIANT TESLA, STUNWAND TV DISRUPTER, ENERGY PRODUCING, SCIENTIFIC DETECTION, ELECTRIFYING, CHEMICAL ULTRASONIC, CB, AERO, AUTO AND MECH DEVICES, HUNDREDS MORE - ALL NEW PLUS INFO UNLTD PARTS SERVICE

INFORMATION unlimited  
 CATALOG \$1 Dept. E8, Box 716, Amherst, NH 03031

FREE KIT Catalog contains Test and Experimenter's Equipment. Dage Scientific Instruments, Box 1054P, Livermore, CA 94550.

PRINTED CIRCUIT Boards from sketch or artwork. Kit projects. Free details. DANOCINTHS Inc., Box 261, Westland, MI 48185.


ELECTRONICS KITS: For information, send 50c. GI Kits, Box 2329, Garland, TX 75041.

DOLBY DECODER now assembled for \$100. Also Kit encode/decode. Reviews. PEF INTEGRAX, Box 747, Havertown, PA 19083.

NR-2 ADAPTIVE NOISE FILTER KIT as featured in Radio Electronics August, September issues. Reduces audio noise 12db! Works with all program sources; tape or FM broadcast. Even works with Dolby systems. \$69.95. Free information. Dealer inquiries invited. Mastercharge VISA. Advanced Audio Systems, Dept. NR-2, P.O. Box 24, Los Altos, CA 94022. (408) 377-7148.

FANTASTIC AUTOMOBILE PROJECT. My plans. Your time. Cheap parts, Automatic self-contained system starts car and operates accessories, i.e. heater, air conditioner, etc. Complete assembly/hook-up instructions \$5.00 and SASE. Jack Curran, 59 Adlai Circle, S.I., NY 10312.

HI FI STEREO AMPLIFIER. Build your own, at half market price! Info \$1.00. Otech, P.O. Box 1245, Des Plaines, IL 60018.



**TIGER 500 SIMPLI-KIT**

**FOR THE DO-IT-YOURSELFER**  
 NOW! a high quality CD ELECTRONIC IGNITION SYSTEM in kit form.  
 Contains all components and solder to build complete Solid-State Electronic CD Ignition System for your car. Assembly requires less than 3 hours.

- Increases MPG 15%
- Increases horsepower 15%
- Plugs and Points last 50,000 miles
- Eliminates 4 or 5 tune-ups
- Instant starting, any weather
- Dual system switch

Fits only 12 volt neg. ground...  
 Only \$26.95 postpaid

**Tri-Star Corporation**  
 P.O. Box 1727 Grand Junction, Colorado 81501

TESLA COIL — 40" SPARKS! Plans \$7.50. Information 75 cents. Huntington Electronics, Box 2009-P, Huntington, Conn. 06484.

TESLA COIL RESONANT TRANSFORMERS. 50,000 - 5,000,000 Volts, 520W - 3000 Kilowatts, Arcs - 100". Illustrated Construction Manual includes: 5 Powerful Coil Plans (Tube, Sparkgap), Electrical Theory, Designing Procedures, 25 High-Voltage, High-Frequency Experiments, History, Part Suppliers... Manual \$15.00. Information Photo \$2.00. ASTRO-ENGINEERING, 2706 Harbor Bl., Costa Mesa, CA 92626.

MAKE YOUR VOLTMETER into a memory voltmeter. (0-18Vdc.) \$19.95 Adapter kit. RW Tronics, 10 Beech St., Butler, NJ 07019.

PROJECTION TV... Convert your TV to project 7 Foot picture. Results equal to \$250 projector. Total cost less than \$20.00. PLANS & LENS \$16.00. Illustrated info. FREE: Macrocomce, Washington Crossing, PA 18977.

**TELEPHONES & PARTS**

TELEPHONES UNLIMITED, EQUIPMENT SUPPLIES. ALL TYPES, REGULAR, KEYED, MODULAR. FREE CATALOG. Call now toll free. (800) 824-7888. In California (800) 852-7777. Alaska-Hawaii (800) 824-7919. Ask for operator 738.

**ALARMS**

**Burglar-Fire Protection**

Protect Your Life, Home, Business, Auto, etc.

- Our catalog shows how. Install your own alarm systems and devices and save \$\$\$\$.
- We offer FREE write-in engineering service.

FREE CATALOG Lowest Prices on Reliable, High-Quality Alarm Systems and Devices

**Burdex Security Co. Box 82802-PE Lincoln, Ne. 68501**

POLICE DIALER \$29.95. Free burglar alarm equipment catalog. Sasco, 5619P St. John, Kansas City, MO 64123. (816) 483-4612.

HIGH SECURITY TECHNIQUE for alarm systems using momentary keys. Keys will not disarm your system without knowing your secret. Details \$1.00. American Alarm Services, 69 Holland Ave., Lancaster, NY 14086.

QUALITY INTRUSION ALARMS. Ultrasonic — Wireless — Perimeter. Free Warning Decal and Catalog \$1. EAC, Box 7881C, Colorado Springs, CO 80933.

**DO-IT-YOURSELF**

AUDIO/ANALOG/SYNTHESIS. Plans, parts, kits, etc. for the most exciting sound projects ever. Get on our mailing list, send 25c to: CFR Associates Inc., Newton, N.H. 03858.

**TUBES**

RADIO & T.V. Tubes — 36 cents each. Send for free Catalog. Cornell, 4213 University, San Diego, Calif. 92105.

RADIO AND TV TUBES 1938 to 1978 \$1.00 ea. PRELLER TV, Augusta, AR 72006. (501) 347-2281.

TUBES: "Oldies", Latest. Supplies, components, schematics. Catalog Free (stamp appreciated). Steinmetz, 7519-PE Maplewood, Hammond, Ind. 46324.

TUBES-RECEIVING, Industrial and Semiconductors Factory Boxed. Free price sheet including TV, Radio and audio parts list. Transleteronic, Inc., 1365 39th St., Brooklyn, New York 11218. Telephone: (212) 633-2800. Toll free: 800-221-5802.

## HIGH FIDELITY

DIAMOND NEEDLES and Stereo Cartridges at Discount prices for Shure, Pickering, Stanton, Empire, Grado, Audio Technica, Osawa, Satin and ADC. Send for free catalog. LYLE CARTRIDGES, Dept. P, Box 69, Kensington Station, Brooklyn, New York 11218. Toll Free 800-221-0906 9AM - 8PM except Sunday.

## GOVERNMENT SURPLUS

MANUALS for Govt Surplus radios, test sets, scopes. List 50 cents (coin). Books, 7218 Roanne Drive, Washington, D.C. 20021.

JEEPS — \$19.30!! — CARS — \$13.50!! — 650,000 ITEMS!! — GOVERNMENT SURPLUS!! — Most COMPREHENSIVE DIRECTORY AVAILABLE tells how, where to buy!! — YOUR AREA — \$2. — MONEYBACK GUARANTEE!! — "Government Information Services", Department GE-6, Box 99249, San Francisco, California 94109.

GOVERNMENT SURPLUS. Buy your Area. How, where. Send \$2.00. SURPLUS HEADQUARTERS BUILDING, Box 30177-PE, Washington, D.C. 20014.

"GOVERNMENT SURPLUS DIRECTORY" Buy 500,000 items (including Jeeps) ... low as 2c on dollar! Most complete information available — \$2.00. Surplus Disposal, Box 19107-HB, Washington, DC 20036.

SURPLUS Government Property. Booklet tells how, where, Moneyback Guarantee. \$1.00. ADP Enterprises, Box AW-7, Brisbane, CA 94005.

JEEPS ... \$33.30!! ... 525,000 Items! Buy In Your Area! How! Where! — "Moneyback GUARANTEED 1980 Government SURPLUS Directory" — Including: "Buy G-Lands" — "G-Oil/G-Gas LOTTERIES," Guides — \$2.00. GSURPLUS, Box 2009-N, Syracuse, NY 13220.

## PERSONALS

MAKE FRIENDS WORLDWIDE through international correspondence, illustrated brochure free. Hermes-Verlag, Box 110660Z, D-1000 Berlin 11, W. Germany.

MAILORDER SUCCESS! Interested? Free exposé. TWP-V, Box 6226, Toledo, Ohio 43614.

LOFTINESS MUSIC? Connoisseur's recommendations—\$2. Box 5600, Jacksonville, FL 32207.

PENFRIENDS — ENGLAND — USA, through correspondence. Send age, interests. Free reply. Harmony, Box IPE, Brooklyn, New York 11223.

## INSTRUCTION

UNIVERSITY DEGREES BY MAIL! Bachelors, Masters, Ph.D's. Free revealing details. Counseling, Box 317-PE02, Tustin, California 92680.

LEARN ELECTRONIC ORGAN SERVICING at home. Completely revised course covers latest models including digital, LSI's, synthesizers, etc. NILES BRYANT SCHOOL, PO Box 20153, Sacramento, CA 95820.

INTENSIVE 5 week course for Broadcast Engineers. FCC First Class license. Student rooms at the school. Radio Engineering Inc., 61 N. Pineapple Ave., Sarasota, FL 33577-2402 Tidewater Trail, Fredericksburg, VA 22401. (703) 373-1441.

RADIO BROADCASTING: Become DJ, engineer. Start your own station — investment/experience unnecessary! Receive free equipment, records. Free details. Broadcasting, Box 130-A2, Paradise, CA 95969.

### PASS FCC EXAMS

The Original FCC Tests-Answers exam manual that prepares you at home for FCC First and Second class Radiotelephone licenses. Newly revised multiple-choice exams cover all areas tested on the actual FCC exam. Plus "Self-Study Ability Test." Proven! \$9.95 postpaid. Moneyback Guarantee.

TESTS-ANSWERS FOR FCC FIRST AND SECOND CLASS COMMERCIAL LICENSE

**COMMAND PRODUCTIONS** P.O. Box 28348 • P  
Radio Engineering Division San Francisco, CA 94126

FIX CB RADIOS for yourself, friends or profit. Complete manual now \$10.95 from A.P. SYSTEMS, Box 488P, Milford, PA 18337. (717) 686-5900.

LEARN WHILE ASLEEP! HYPNOTIZE! Astonishing details, strange catalog free! Autosuggestion, Box 24-ZD, Olympia, Washington 98507.

## FOR INVENTORS

PATENT AND DEVELOP Your invention. Registered Patent Agent and Licensed Professional Engineer, Send for FREE PATENT INFORMATION every inventor should have. Richard L. Miller, P.E., 3612 Woolworth Building, New York, NY 10007. (212) 267-5252.

## INVENTIONS WANTED

FREE CONSULTATION • NO IDEA TOO SMALL  
Disclose protection. Cash or royalties from manufacturers seeking new ideas. For free information on how to protect your ideas. Call or Write

### American Inventors Corp.

59 Interstate Dr. Dept PE  
West Springfield, MA 01089 (413) 737-5376  
A Fee Based Service Company

INVENTORS: If you have an invention for sale or license, write for free booklet explaining how we can help you. Kessler Sales Corp., C-252, Fremont, OH 43420.

## WANTED

GOLD, Silver, Platinum, Mercury, Tantalum wanted. Highest prices paid by refinery. Ores assayed. Free circular. Mercury Terminal, Norwood, MA 02062.

MICROCOMPUTER. Wanted used TRS-80 Level II 16K with expansion interface 16K, line printer, discs, and telephone interface capability. Reply: Box 85, Glendive, Montana 59330.

## BUSINESS OPPORTUNITIES

I MADE \$40,000.00 Year by Mailorder! Helped others make money! Details 25c. Torrey, Box 318-NN, Ypsilanti, Michigan 48197.

FREE CATALOGS. Repair air conditioning, refrigeration. Tools, supplies, full instructions. Doolin, 2016 Canton, Dallas, Texas 75201.

NEW LUXURY CAR WITHOUT COST! Free Report. Corder-ZZ, Box 6073, Toledo, Ohio 43614. (419) 865-5657.

MILLIONS in Mail!!! Free Secrets. Transworld-17, Box 6226, Toledo, OH 43614.

## MECHANICALLY INCLINED INDIVIDUALS

Assemble electronic devices in your home. Knowledge or experience not necessary. Get started in spare time. Above average profits. \$300-\$600/Wk possible. Sales handled by others. Write for free details.

### ELECTRONIC DEVELOPMENT LAB Box 1560PE, Pinellas Park, FL 33565

ERASE DEBTS with little-known law — create wealth!! Details FREE — Blueprints, No. EE2, Box 100, LaGrangeville, NY 12540.

BORROW \$25,000 "OVERNIGHT." Any purpose. Keep indefinitely! Free Report! Success Research, Box 29263-GB, Indianapolis, Indiana 46229.

BIG MONEY! Interested? Free disclosure. Febre-V, Box 6073, Toledo, Ohio 43614. (419) 865-5657.

EARN \$750/1000 STUFFING ENVELOPES WEEKLY! Rush stamped, return envelope, +25c: ASHCO, Box 4394-PE2, Corpus Christi, TX 78408.

EARN \$1,000 MONTHLY, Sparetime, Homework. (Guaranteed). "Free Details." Write: UNICORN. ZD2. 326 Bonfoy, Colorado Springs, CO 80909.

MAKE MONEY AT HOME building electronic circuits. Over 45 different projects including burglar alarms, telephone hold button, color organs, digital clocks, etc. You buy parts wholesale. Send \$1.00 for catalog or send \$9.95 for complete book of schematics and layouts of all our projects. PPG, 14725 Oxnard, Van Nuys, CA 91411.

SPARE TIME FORTUNE in Vinyl Repair. Huge demand creates exceptional profits. We supply everything. Details free. VIP, 2012 Montrose, Chicago, IL 61618.

EARN \$1000 STUFFING 1000 ENVELOPES! Money back guaranteed. Details. \$1.00. D. Fraser, 208 S. 4th, DeSoto, MO 63020.

MECHANICALLY INCLINED individuals desiring ownership of Small Electronics Manufacturing Business — without investment. Write: BUSINESSSES, 92-K2 Brighton 11th, Brooklyn, New York 11235.

14 UNUSUAL WAYS Hobbyists Make EXTRA MONEY! FREE details. Write: Entrepreneur, 2311 Pontius Ave., Suite B413, Los Angeles, CA 90064.

FREE Inflation-Beater Book "2042 Unique, Proven Enterprises." Fabulous "Little Knowns." Work home! Haylings-S. Carlsbad, CA 92008.

## EMPLOYMENT OPPORTUNITIES

ELECTRONIC AVIONICS EMPLOYMENT OPPORTUNITIES. Report on jobs now open. Details FREE. Aviation Employment Information Service, Box 240E, Northport, New York 11768.

ELECTRONIC TECHNICIANS, ENGINEERS, PROGRAMMERS. California employment opportunities. Booklet includes: Names, Addresses, Phone Nos., Salaries and Relocation Information. Over 15,000 openings. Send \$12.50 to: Data Search, P.O. Box 3791, San Jose, CA 95156.

THINKING About RELOCATING? CHECK THE JOB MARKET Before You Move. TEXAS Has The LOWEST UNEMPLOYMENT RATE in the NATION. Send \$2.00 for Classified Section of Sunday Newspaper. Specify DALLAS, HOUSTON, FORT WORTH, SAN ANTONIO. AAXTON, Dept. 401, Drawer 28439, Dallas, TX 75228.

INSTANT CASH COMMISSIONS Full or part time. Free sales kit features America's largest line low-priced Business, Printing, Advertising Specialties, Signs, Calendars and other necessities used daily by business people. Profitable repeat order. No experience. No investment. No collections or deliveries. Write today. National Press, Dept. 018, North Chicago, IL 60064.

BECOME A SEMICONDUCTOR DISTRIBUTOR, FULL OR PART TIME. Here is a rare opportunity to engage yourself with one of America's leading suppliers of original JAPANESE SEMICONDUCTORS and EXACT REPLACEMENT PARTS. Sell directly to retail outlets, repair shops, service technicians and manufacturers. Complete product line, backed up by a 40 million dollar inventory, priced to sell up to 50% lower than the leading replacement line. All product guaranteed. No investment required. Live wires only! Write to: New-Tone Electronics International, P.O. Box 1739, Bloomfield, NJ 07003.

## HYPNOTISM

FREE Hypnotism. Self-Hypnosis. Sleep Learning Catalog! Drawer H400, Ruidoso, New Mexico 88345.

## RUBBER STAMPS

RUBBER STAMPS, BUSINESS CARDS. Many new products. Catalog. Jackson's, E-100, Brownsville Rd., Mt. Vernon, Ill. 62864.

## BOOKS AND MAGAZINES

ELECTRONIC MUSIC and home recording in Polyphony magazine. Advanced applications, interviews, projects, computer music. Sample \$1.50. Subscription (6 issues). \$8.00 US/\$10.00 foreign. POLYPHONY, Box P20305, Okla. City, OK 73156.

CB TECH'S — Get ready for the new band! Tune in with SSB Engineering Practice Manuals. Latest info on conversions and mods. Both vol. 1 and vol. 2 in stock. Write for free fact sheet, or send \$14.95 per vol. to: SSB Publications, Box 960, Hyannis, MA 02601.

### ELECTRO SURPLUS BUYER'S GROUP

Join now and buy top grade computer surplus at amazingly low member prices!

- COMPLETE COMPUTERS
- TERMINALS
- PRINTERS
- DATA DRIVES
- COMPONENTS
- MOTORS, FANS
- NUTS & BOLTS
- LAMPS & SWITCHES

Send \$1.00 for 1 year subscription to monthly catalog & newsletter!

ESBG P.O. Drawer 310  
Orem, Utah 84057

## REAL ESTATE

BIG ... FREE ... SPRING CATALOG! Over 2,700 top values coast to coast!! UNITED FARM AGENCY. 612-EP, West 47th, Kansas City, MO 64112.



**Linda Says Check it out!**

Leader LBO-507A 20 MHz Reg. 580.00/499.00

Hickok 15 MHz Triggered Reg. 565.00/399.00

Hickok 15 MHz Dual Trace Reg. 795.00/599.00

Hickok 30 MHz Dual Trace Reg. 1,149.00/869.00

NLS Mini Scope 15 MHz Reg. 318.00/259.95

NLS Mini Scope 15 MHz Dual Trace Reg. 435.00/359.95

NLS Mini Scope 30 MHz Dual Trace Reg. 559.00/425.00

Leader LBO508 20 MHz Dual Trace Reg. 770.00/599.00

Hickok Model LX303 Meter 66.95

CSC Logic Monitor Model LM-1 49.95

Hickok Function Generator Reg. 225.00/159.95

Beckman LCD Meter Model 300. 99.95 Model 310. 129.95

Platt Tool Case Reg. 89.95/59.95

Weller Xcelite Service Master Model 99SM 39.95 Roll Kit Model 99PR 15.95

Weller Elect. Soldering Station EC2000 Reg. 125.00/99.95 EC1000 Reg. 99.95/75.95

CSC Logic Probe LP-1 39.95

Hickok Model 440 Semiconductor Curve Tracer Reg. 235.00/179.95

Leader LBO520 30 MHz Dual Trace Reg. 1,050.00/799.00

B&K Scope 1432P 15 MHz Dual Trace Reg. 840.00/599.00

CSC PS-500 Prescaler 49.95 CSC 100 MHz Counter 99.95 CSC Max 50 Counter 59.95 CSC Max 550 Counter 99.95

Frequency counters, oscilloscopes, signal generators, multimeters, tools, and probes are among hundreds of products available. Large inventory of Tektronix, Hewlett-Packard, General Radio, Fluke, and Boonton available with replacement parts as well. Master Charge — Visa Cards accepted. Come in, call or write for free brochures 9AM - 9PM Monday through Friday. Export inquiries invited.

**CTG** Communications Technology Group, Incorporated

448 Merrick Road, Oceanside, N. Y. 11572 U.S.A. (516) 536-5724  
Communications for Worldwide Use Telex 640-488/TWX 510-225-7536

CIRCLE NO. 13 ON FREE INFORMATION CARD

**MOVE TO FLORIDA!** Complete list of Central Florida homes for sale. \$2.00 and S.A.S.E. Rt. 1, Box 390, Apopka, FL 32703.

**MOTION PICTURE/VIDEO FILMS**

**HOW ABOUT SPORTLITE MOVIES FOR HOME ENTERTAINMENT?** Enjoy yourself with The Godfather I, John Travolta in Grease, John Travolta in Saturday Night Fever. Paramount Pictures S-8 Color Sd 400\* selected scene editions are only \$58.95 ea\*. Saturday Night Fever complete version 118 min. (6 reels) S-8 Color Mag Sd \$125.45 delivered. Buy Jaws seascap 10 min film S-8 color sd 220\* highlights \$28.95 ea PPD. Or, turn to space epic, "Superman" Christopher Reeves 400\* S-8 color/sd \$49.75 ea\* & "Buck Rogers" Gil Gerard 200\* clear color sd \$30.45 ea\*. Combined special, 200\* version of Superman & Buck Rogers both for \$58.75 PPD. Now, for the 1st time ever, Major League baseball video cassettes — your choice of any World Series tape from 1942-1978 VHS or Beta \$74.95 ea. — \$2. shipping (each runs 30-40 min). Hollywood Gold Video Movie catalog 50 pgs. \$1.25. Universal S-8 & 16 catalog \$1.25; Columbia Pictures 48 pg catalog S-8 & S-8 Sd \$1.25. Assorted brochures: Sportlite, Ring Classics, Universal 8 Video Cassettes, 40c ea. Marketing Films flyers, 50c. \*Add \$1.50 per film ship. ILL. Res. add 5% tax. SPORTLITE FILMS, Elect.-2, Box 24-500, Speedway, IN 46224.

**MISCELLANEOUS**

**MPG INCREASED!** Bypass Pollution Devices easily. REVERSIBLY!! Free details — Posco GEE2, Box 300, La Grangeville, NY 12540.

**NEW CAR FREE YEARLY!** Workable secret method — free information: Supercar, Box 28101-N, St. Louis, MO 63119.

**GASOLINE MILEAGE INCREASED DRAMATICALLY!!!** Details FREE!! Toll-free recording, 1-800-446-8289 anytime. Technering, Box 12191 zd, Norioik, VA 23502.

**FREE!** World's Leading Novelty Catalog, 1800 Jokes, Tricks, Science, Sports, Hobbies, Johnson-Smith, C-24, Mt. Clemens, MI 48043.

**HAVE YOU ELECTRONIC PARTS OR EQUIPMENT TO SELL? ELECTRONIC PLANS OR KITS TO OFFER?** Then you should advertise in the Electronics Marketplace of Popular Electronics where you reach 409,404 readers monthly. For rate & placement information see the first page of the classified section.

**CompuPro™ continues to deliver...**

**NEW YEAR SPECIAL:**

★ 16K DYNAMIC RAMS — 8/S64 !! ★

250 ns (4 MHz) 16K dynamic RAMs Expand memory in TRS-80\* I and II Exidy, Apple, new PET, Health 89, etc. Add \$3 for 2 dip shunts plus instructions for TRS-80\* expansion. Hurry... quantities are limited at this special price.

**MEMORY!**

Choose from unkit (sockets, bypass caps pre-soldered in place), assembled or boards qualified under our high-reliability Certified System Component (CSC) program (200 hour burn-in, extensive testing, immediate replacement in event of failure within 1 year of invoice date).

Model	Bus's Name	Qty	Asm.	Unk.
8K Econoram** IIA	S-100	\$149	\$179	\$239
16K Econoram IV	S-100	\$289	\$339	\$429
16K Econoram VIIA-16	S-100	\$299	\$349	\$439
24K Econoram VIIA-24	S-100	\$419	\$499	\$605
16K Econoram IX-16	Dig Grp	\$319	\$379	n/a
32K Econoram IX-32	Dig Grp	\$559	\$639	n/a
32K Econoram X	S-100	\$549	\$669	\$789
32K Econoram XI	SBC/BLC	n/a	n/a	\$1050
16K Econoram XIII A-16	S-100 (1)	\$349	\$419	\$519
24K Econoram XIII A-24	S-100 (1)	\$469	\$539	\$649
32K Econoram XIII A-32	S-100 (1)	\$579	\$699	\$849
16K Econoram XIV	S-100 (2)	\$299	\$359	\$459
16K Econoram XV-16	H8 (3)	\$329	\$395	n/a
32K Econoram XV-32	H8 (3)	\$599	\$729	n/a

\*\*Econoram is a trademark of Godbout Electronics  
1. Compatible with all bus-search systems (Conromco, Alpha Micro, etc.) address jobs on all boards.  
2. Extended addressing (24 address lines). Single block addressable on 4K boards.  
3. Bus-search option not implemented on memory systems greater than 64K.

**TERMS:** Call for add. tax. Allow 5% for shipping, excess refunded. VISA\*\* Master Charge. Call for 24 hour order serv. at (415) 562-0636. CDD-Kit with street address for UPS. Prices good through close month of shipment.

**GODBOUT**  
GODBOUT ELECTRONICS  
Bldg. 725, Oakland Airport, CA 94614

SEE COMPUPRO™ PRODUCTS AT A COMPUTER STORE NEAR YOU!

**OTHER BOARDS**

**S-100 ACTIVE TERMINATOR KIT** \$34.80

**S-100 2708 EROM BOARD**, less EROMs but with support chips and manual \$85 unkit, \$135 assm, \$195 CSC

**THE GODBOUT COMPUTER BOX** The perfect home for your homebrew computer — just add power supply, motherboard and lots of boards. \$259 desktop, \$299 rack mount (introductory price).

**HIGH-PERFORMANCE S-100 MOTHER-BOARDS** Unkit versions have edge connectors and termination resistors pre-soldered in place for easy assembly. 19 slot \$174 unkit, \$214 assm, 12 slot \$129 unkit, \$169 assm, 6 slot \$89 unkit, \$129 assm

**S-100 MEMORY MANAGER BOARD** Adds bank select and extended addressing to older machines. \$59 unkit, \$85 assm \$100 CSC

**2S "INTERFACER I" S-100 I/O BOARD** Features dual RS-232 ports with full handshake \$199 unkit, \$249 assm, \$324 CSC

**3P PLUS S "INTERFACER II" S-100 I/O BOARD** With 1 RS-232 serial I/O and 3 full duplex parallel ports. \$199 unkit, \$249 assm, \$324 CSC

**MULLEN S-100 EXTENDER BOARD** with logic probe \$49 kit

**MULLEN H8 EXTENDER BOARD:** \$39 kit

**MULLEN S-100 CONTROLLER BOARD** 8 reed relays close in response to 8 bit word, 8 opto-isolators receive outside world data. \$129 kit, \$179 assm.

CIRCLE NO. 27 ON FREE INFORMATION CARD

# Personal Electronics News

**VIDEOCASSETTE COMPUTER LESSONS** in local stores will be available soon, if Electronic Data Systems Corporation, Dallas, Texas (214 661-6000) has its way. Lessons in the first stage, Evolution I™, will be basic introductions to personal computing and business applications, instructions in BASIC programming, and techniques for using a computer in small businesses. If effective, more advanced cram courses will follow.

**CABLE TV VIEWERS SHOP BY VIDEO** in Reston, VA and Columbus, Ohio. Viewers will be seeing such products as housewares, jewelry, and sportswear at regular five-minute intervals throughout the day. If this new marketing concept, initiated by Warner Cable Corporation and American Express Company is successful, the comfort and convenience of selling and selecting merchandise at home will likely spread throughout the country. Here's how it works in Columbus, Ohio. Subscribers to Warner's QUBE two-way cable TV can buy any one of the merchandising products by simply pressing the appropriate button on the cable console. The item selected is then recorded on a central computer for delivery.


**REPEATERS ON ALL ALLOCATED FCC FREQUENCIES** is the hopeful goal of Metroplex, a New York metropolitan area club for amateur radio operators. For starters, the year-old club provides 24-hour emergency communications, a world-wide 10-meter link for all hams in all available modes, and repeaters in New York City and North Bergen, New Jersey, carrier-accessed with fully computerized autopatch facilities. In time, the club would like to see its international base broaden with the advent of autopatch and SSB on 10- and 6-meter bands and cross-linking repeaters from band to band. All hams are welcome to attend monthly club meetings in Fort Lee, NJ, and to participate in Swap Net every Thursday night and code practice sessions that will soon be simulcast on all repeaters. To promote club member fraternity, Metroplex throws a gourmet picnic in July, an October fall outing, and a Christmas party every year. For more information, write to Metroplex, PO Box 237, Leonia, NJ 07605 (201 592-1479).

**DEVELOPING THE FIRST ANALOG MICROPROCESSOR** is one of many accomplishments which earned Ted Hoff of Intel Corporation the Stuart Ballantine Medal from the Franklin Institute in Philadelphia, Pennsylvania. Previous recipients include John Bardeen, co-inventor of the transistor, and Claude Shannon, pioneer in information theory. Briefly, Dr. Hoff proposed a blueprint for microprocessors in 1969, followed by the production of the first microprocessor, the 4004, in 1971. His subsequent work on memory devices led to the 1103, 1024-bit RAM, the first high-density computer memory device. This year, Dr. Hoff shares the Medal with Benjamin Abeles and George D. Cody of Exxon Research and Engineering Company in Linden, New Jersey, for their contributions in the ever-growing field of semiconductors.

**TAPE MAKER MAXELL OFFERS RECORDS** to commemorate its tenth U.S. anniversary. A choice of a rock, jazz, or classical stereo disc sampler can be obtained from any dealer upon purchase of either three Maxell UDXL-1 or UDXL-2 90-minute cassettes.

**A NATIONWIDE INFORMATION UTILITY** for the general public is said to be available from Telecomputing Corp. of America's (1616 Anderson Rd., McLean, VA 22102) SOURCE computer network. Any personal computer equipped with a 300 word/minute telephone interface can gain access to the system by paying a one-time registration charge of \$100. Thereafter, SOURCE would be available, via local telephone call, in over 200 cities in the U.S. at \$2.75/hr between 6:00 p.m. and 7:00 a.m., local time. The SOURCE provides over 2000 programs and data bases ranging from games such as Star Trek to the United Press International's world and local news. For those not yet equipped with a personal computer, TCA provides Telecomputers for connecting to the network starting at \$595 for a keyboard, telephone coupler, and video display.

**CLOCKS ADDED A BEAT** on New Year's Eve to ring in the 1980 New Year on time. Since 1972, the National Bureau of Standards and other labs using atomic clocks have instituted the "leap second," so that these clocks follow the variations in solar time. In the U.S., the leap second occurred at one second before 7:00 PM EST, 6:00 PM CST, 5:00 PM MST, and 4:00 PM PST on December 31st.



## Step up to excellence. Step up to Series E.

Why settle for anything less than excellence. Especially now that it's available at a very affordable price in Series E from Hewlett-Packard—five precision calculators for science, engineering and business starting at just \$50\*.

**EXCELLENCE BY DESIGN.** Experience the HP difference in Series E: a new larger display with commas for easy reading; built-in diagnostic systems that help catch errors; RPN logic for ease-of-use and efficiency; a complete documentation system—Owners' Manual and Applications Books; plus a host of HP extras—low battery warning light, rechargeable batteries, positive feedback keys, sturdy impact-resistant case. In sum—excellence by design.

**A SERIES E FOR EVERY NEED.** Series E gives you more power and features at a lower price than any comparable calculator HP has ever offered.

**NEW LOW PRICES:**

- HP-31E. Scientific. \$50\*
- HP-32E. Advanced Scientific with Statistics. \$70\*
- HP-33E. Programmable Scientific. \$90\*
- HP-37E. Business Management. \$75\*
- HP-38E. Advanced Financial with Programmability. \$120\*

**SEE YOUR HP DEALER.** For details, send in the coupon or visit your nearest HP dealer. For the name and address, CALL TOLL-FREE 800-648-4711 except from Alaska or Hawaii. In Nevada, call 800-992-5710.



HEWLETT-PACKARD  
Dept. 254 P  
1000 N.E. Circle Blvd  
Corvallis, OR 97330

Please send details on Series E:  
 Business Calculators  
 Scientific Calculators

Name \_\_\_\_\_  
 Address \_\_\_\_\_  
 City \_\_\_\_\_  
 State \_\_\_\_\_ Zip \_\_\_\_\_

\*Suggested retail price excluding applicable state and local taxes—Continental U.S.A., Alaska and Hawaii. Displays photographed separately to simulate typical appearance.

CIRCLE NO. 32 ON FREE INFORMATION CARD

# In one year our **K40™** antenna has become the largest selling CB antenna in the world!

**1. It's the most expensive...**

**\$42.50**

suggested retail

**And when you pay more, you expect more!**

**MORE PERFORMANCE:**

The K40 is guaranteed to transmit further or receive clearer than any antenna it replaces. We know it will. We've tested it with 771 CB'ers just like you for one year.

**MORE FLEXIBILITY:**

You can fit your K40 to any mounting surface. It will fit any vehicle you'll ever own! That includes choppers, dune buggies, gutters, mirror mounts, luggage racks, trunks, hatchbacks, through roofs, semis, pick ups and RV's.

**MORE QUALITY:**

It's not imported. It's not made in Taiwan, Korea or Japan. It's American made in an American town. It's made with better materials that cost more and by professional people we pay more. And we designed it right here in the U.S.A.

\*Including optional mounts at extra cost.

**2. It's made better...**

**3. It's proven best!**

**...Here's what the leading CB publications said.**



**CB TIMES:** "... it's not often that a product bursts onto the market scene, dominates and improves CB'ing for everyone. American Antenna and the K40 are doing it—repeated tests showed the K40 could out-perform the major competitive brands."

**RADIO ELECTRONICS:** "The results of our tests showed that, in three different positions of the monitoring receiver, the model K40 equaled or out-performed the competitive antenna. Apparently, American Antenna's advertising is not merely Madison Avenue showmanship."

**PERSONAL COMMUNICATIONS:** "... an impressive 95% of the trials, the K40 out-performed the existing mobile antennas. We had to try one for ourselves."

"... in every case, the K40 either equaled or out-performed its competitor."

"No ifs, ands, or buts! The K40 Antenna from American Antenna would have to be just about the best antenna around."

**CB MAGAZINE:** "Introduced in October, 1977, the K40 quickly became the top seller and in mid 1978, became the number one selling antenna in the nation."

**...Here's what CB'ers all across the country said.**

**ANTENNA SPECIALISTS:** "... truck driver and CB'er for 10 years ... 50% further than my M410 'Big Momma'."

—J.H. Collett, 207 McFee, Bastrop, LA

**AVANTI:** "I'm an electronic technician with a Second Class FCC license ... I was able to transmit 70% further and tune the SWR 75% lower than my Avanti."

—H.R. Castro, VRB, Monserrante D-67, Salinas, Puerto Rico

**PAL:** "... 20% better in transmission and reception than my 5/8 wave Pal Firestick."

—John A. Blum, Box 446, Zellenople, PA

**SHAKESPEARE:** "... I've been a CB'er for three years and the K40 is the best I've ever had. Better in reception and transmission than my Shakespeare."

—H. Bachert, Jr., 15 King Rd., Park Ridge, NJ

**HUSTLER:** "Compared to my Hustler XBLT-4, the K40 can consistently transmit 40% further and the reception was better. The K40 is the perfect way to complete a CB system."

—Jerome R. Brown, 7800 S. Linder, Burbank, IL



**... This Antenna is so DYNAMITE you receive a ...**

GOOD STUFF FOR PROS ONLY!

**(SPECIAL NOTE) IF YOU'RE A BEGINNER:**

Our K40 Dealers will be happy to sell you any of the older style and less expensive antennas that are great bargains for any beginning CB'er.



**K40 POWER!**

**AMERICAN ANTENNA**

ELGIN, IL 60120

©COPYRIGHT AMERICAN ANTENNA 1979

**DOUBLE GUARANTEE**  
**GUARANTEE I:** The K-40 will transmit farther and receive more clearly than the antenna it replaces or the customer will receive a prompt and full refund from the Registered K-40 Dealer who installed and tuned it.  
**GUARANTEE II:** Unconditionally guaranteed for 12 months. Guaranteed against cracking, chipping or rusting. Guaranteed against mechanical failure. Guaranteed against electrical failure. Guaranteed against accidental breakage. No exclusions. No gimmicks. For a full 12 months.

**... Sold exclusively by 3500 American K40 Dealers throughout the U.S. & Canada.**