


Popular Electronics®

WORLD'S LARGEST-SELLING ELECTRONICS MAGAZINE FEBRUARY 1979/\$1.25

**Build a 55-mph "Cruisealert"
Computer Bubble Memories are Here!
Digital Multimeter Project with Design Options**

PE Compares Audio "Listening-Room Expanders"



Popular Electronics

**Output Power Amplifier
Open-Reel Tape Deck
it" Microprocessor Scanner**

The Cobra 50XLR CB has it all. AM/FM Stereo. Cassette. And CB. All in one compact unit. All engineered to bring you the same loud and clear sound Cobra is famous for.

The remote mike houses the channel selector, squelch control, and channel indicator. So all you need for talking CB is right there in your hand. The cassette player features through the dial loading and four-way fader control.

Because they're only five inches deep, there's a Cobra in-dash radio to fit almost any car with little or no modification to the dash. This feature, plus the step-by-step Installation Manual and Universal

Installation Kit makes them the easiest in-dash radios to install. And our Nationwide network of Authorized Service Centers makes them the easiest to service.

There are four Cobra in-dash models to choose from including AM/FM/Stereo/8-track/CB. But no matter which you choose you can be sure of getting the best sounding radio going. The ultimate car radio.

The Cobra.



Punches through loud and clear.

Cobra Communications Products
DYNASCAN CORPORATION
6460 W. Cortland St., Chicago, Illinois 60635

Write for color brochure
EXPORTERS: Empire • Plainview, NY • CANADA: Atlas Electronics • Ontario
CIRCLE NO. 11 ON FREE INFORMATION CARD

THE ULTIMATE CAR RADIO.



NEW CONCEPT

Dial Free

The Supreme Court of the United States, GTE, and a major new telephone breakthrough open the door to new consumer savings.



The new pocket-sized Flip-Phone™ telephone from GTE will save consumers millions.



The Flip-Phone flips open to reveal the keyboard and the privacy switch.

America's phone system is the world's greatest. No country can compare. But what has made our phone system even greater is the recent Supreme Court decision that permits consumers to plug in their own phones—phones that they can buy themselves.

We are now free to choose which phone we want to plug in. And that creates competition and competition usually results in lower prices, innovative products, and better service.

We now do have lower prices and a very exciting new product which we have selected as the best example of the new telephone ownership decision. The big breakthrough, however, is not the product itself, but an attitude. But more on that later.

THE NEW PHONE

It's called the Flip-Phone and it's manufactured by General Telephone and Electronics (GTE), a supplier of phones to other telephone companies. The Flip-Phone is a major breakthrough described by GTE as "the most advanced new telephone in the last ten years."

Most telephones contain a handset (the thing you talk over) and the base (where the electronics are located). GTE was able to condense the electronics on tiny integrated circuits which have been placed in the handset making the telephone base unnecessary.

THE MISSING MOUTHPIECE

Telephones contain large magnets which add to the handset's weight. The new Flip-Phone uses a very small and lightweight condenser microphone so sensitive that it picks up your voice even better than the conventional phone with its large mouthpiece.

And then there's the dial itself. It's gone. And in its place is a keyboard—a device that lets you tap out numbers without having to dial. This is a major breakthrough for three reasons: 1) It is a very fast way to dial. 2) It works on telephone systems that do not even accept *touch-tone** dialing, and 3) Even if you owned a *touch-tone* phone, you could plug in the Flip-Phone and not be charged for the extra service. You actually are able to push-button dial for free.

We're now going to tell you a few of the other new features, but the really big breakthrough, we'll tell you about later.

Privacy Switch Just flip a switch and you turn off the phone's ringer. It's ideal when you go to sleep, at dinner, or when you want privacy.

New Ring Most telephone ringers sound the same. The Flip-Phone emits an electronic warbling sound—a very pleasant tone.

New Cord Even the cord on the Flip-Phone is different. It's 14 feet long—twice as long as a

conventional cord. One end is coiled and the other is straight. You can use either end to connect to your phone while the other end connects to the wall. And if your cord gets twisted, dirty, or plain chewed up, just unplug it and put in a new one. It's just that easy.

Low Cost The Flip-Phone costs only \$49.95 which means that it will pay for itself quickly—not only in convenience, but with savings of up to \$4 a month in some cities. When you determine the true cost of telephone ownership, you compare costs over a five-year period. In five years even a \$2.00 telephone charge per month equals \$120 or over twice the cost of the Flip-Phone telephone.

Small Size The Flip-Phone is the size of a large stapler. When you pick it up, a panel flips open revealing the touch-pad dial, and the panel acts as a guide to funnel your voice to the condenser microphone. The Flip-Phone is only 2 1/4" wide x 1 1/4" high x 7" long and weighs only seven ounces.

THE BIG BREAKTHROUGH

The really big breakthrough is not the Flip-Phone. GTE did indeed spend several million dollars developing the item, and we feel that it will be the single most important phone in America within a few short years. No, the real breakthrough is the change in attitude of the telephone companies. We can remember when even putting a telephone answering unit on your line almost caused you to lose your phone service.

TIMES HAVE CHANGED

The telephone companies are now so cooperative that they deserve great respect. After all, they lose money every time you plug in your own phone, so their cooperation in light of their loss must be commended.

And they have made connecting your phone easier than ever before. Remember those big four-pronged jacks? Now there's a small connector which the phone company installs for around \$15 (depending on your city). Where can you find an electrician or a plumber to come to your home for \$15?

If you want to plug in your own phones and don't have the modular receptacles, just call the phone company and see how courteous they are. Tell them that you are ordering a phone with a ringer equivalent of 1.2B, an FCC registration number of AB898Y-62927-TE-R, and that you want them to remove your phones and stop charging you for them. That's all you have to do.

They'll promptly send a repairman to your home to attach the modular connector for the Flip-Phone. If you already have a four-pronged

jack you can use a modular adapter and avoid the service charge completely.

Then order a Flip-Phone from GTE. They'll be in most retail stores sometime this year. Or avoid the wait and order one now directly from us. We were the first major national distributor of the Flip-Phone and have already delivered thousands to homes throughout the country.

Put one in your kitchen, in your study, in your children's room, or even in your office. You'll appreciate the convenience and savings.

If service is ever required, GTE has a prompt service-by-mail center. About the only thing that goes wrong with today's phones is the tangled cord. With the Flip-Phone telephone, you just unplug the old cord and plug in the new one. It's just that simple.

A PERSONAL TEST

We urge you to at least give the Flip-Phone a personal test right in your own home under your everyday conditions. Order one from JS&A under our 30-day trial period. Plug it in. See how easy it is to dial numbers by pressing buttons. See how good it looks and how little space it takes up. Find out how much better you sound at the other end. Then within 30 days decide if you want to keep it. If you are not convinced that the GTE Flip-Phone is a very good investment, return your phone and we'll promptly refund your money—every penny including our \$2.50 postage and handling charge. You can't lose.

To order your Flip-Phone, simply send your check for \$49.95 plus \$2.50 for postage and handling to the address shown below. (Illinois residents, please add 5% sales tax.) Or credit card buyers may call our toll-free number.

The Flip-Phone comes in four colors: white, yellow, brown and beige. Just specify the color, and we'll send you the phone, cord, 90-day limited warranty, and simple instructions. If you have four-pronged jacks, just order the adapter plugs for \$2 each.

Why not act ahead of the crowd and order an exciting new space-age way to cut down on your phone bills? Order your Flip-Phone at no obligation, today.

*Touch-tone is a registered trademark of AT&T.

JS&A PRODUCTS THAT THINK

Dept. PE One JS&A Plaza
Northbrook, Ill. 60062 (312) 564-7000
Call TOLL-FREE 800 323-6400
In Illinois Call (312) 564-7000

© JS&A Group, Inc., 1979



Our 120's do something unusual. They work.

Anyone who uses 120 minute cassettes knows the tape is not only a lot thinner than the tape in a 60 minute cassette, it's also more susceptible to stretching, buckling, and tearing.

Yet few people realize the fault lies not in the tape itself, but in poorly constructed

cassette housings.

At Maxell, we build our cassettes to higher standards than the industry calls for. We use heavy-duty styrene in our cassette housing, Delrin guide rollers with precision steel pins and Teflon slip sheets. All of which help

eliminate sticking and jamming.

So if you're looking for a 120, why look for trouble.

Try Maxell. The two hour cassette that's guaranteed to work.

Forever.

maxell

CIRCLE NO. 23 ON FREE INFORMATION CARD

www.americanradiohistory.com

Maxell Corporation of America, 50 Oxford Drive, Moonachie, N.J. 07074

Coming Next Month

● BUILD THE "MORSE-A-WORD"

● SPECIAL FOCUS ON HI-FI SPEAKERS:

DESIGN INNOVATIONS
HOW TO INTERPRET TEST RESULTS
LOUDSPEAKER POWER HANDLING

● COMPUTER I/O BUYING DIRECTORY

Cover Art by George Kelvin

POPULAR ELECTRONICS, February 1979, Volume 15, Number 2. Published monthly at One Park Avenue, New York, NY 10016. One year subscription rate for U.S. and Possessions, \$13.00; Canada, \$16.00; all other countries, \$18.00 (cash orders only, payable in U.S. currency). Second Class postage paid at New York, NY and at additional mailing offices. Authorized as second class mail by the Post Office Department, Ottawa, Canada, and for payment of postage in cash.

POPULAR ELECTRONICS including ELECTRONICS WORLD, Trade Mark Registered, Indexed in the Reader's Guide to Periodical Literature. COPYRIGHT © 1979 BY ZIFF-DAVIS PUBLISHING COMPANY. ALL RIGHTS RESERVED.

Ziff-Davis also publishes Boating, Car and Driver, Cycle, Flying, Popular Photography, Skiing, Stereo Review, Electronic Experimenter's Handbook, Tape Recording & Buying Guide, Stereo Directory & Buying Guide, and Communications Handbook.

Material in this publication may not be reproduced in any form without permission. Requests for permission should be directed to Jerry Schneider, Rights and Permissions, Ziff-Davis Publishing Co., One Park Ave., New York, NY 10016.

Editorial correspondence: POPULAR ELECTRONICS, 1 Park Ave., New York, NY 10016. Editorial contributions must be accompanied by return postage and will be handled with reasonable care; however, publisher assumes no responsibility for return or safety of manuscripts, art work, or models.

Forms 3579 and all subscription correspondence: POPULAR ELECTRONICS, Circulation Dept., P.O. Box 2774, Boulder, CO 80302. Please allow at least eight weeks for change of address. Include your old address, enclosing, if possible, an address label from a recent issue.

The publisher has no knowledge of any proprietary rights which will be violated by the making or using of any items disclosed in this issue.



Member Audit Bureau of Circulations

Feature Articles

- 41 **AUDIO "LISTENING-ROOM EXPANDERS"** / Julian Hirsch
How time delay enhances sound; buyers guide; and performance comparisons.
- 74 **A NEW APPROACH TO DATA STORAGE: BUBBLE MEMORIES** / Leslie Solomon
A typical bubble memory can store up to 92K bits with an access time of 4 ms.

Construction Articles

- 57 **BUILD "CRUISEALERT"—A 55 MPH SPEED-LIMIT ALARM** / Robert P. Bisey
Automobile add-on device for highway safety.
- 63 **BUILD A MULTIPLE-CHOICE DIGITAL MULTIMETER** / John T. Bailey
A 5½-digit meter with either LED or LCD displays and other options.
- 77 **A SIMPLE TOUCH CONTROL SWITCH** / George Peterka
Single FET amplifier can be used to control low-current devices.

Columns

- 20 **STEREO SCENE** / Ralph Hodges
Playing by the Numbers and Other Ruminations.
- 80 **EXPERIMENTER'S CORNER** / Forrest M. Mims
Analog Computer Circuits, Part 2.
- 86 **DX LISTENING** / Glenn Hauser
Fine Arts Shortwave Service.
- 92 **COMPUTER BITS** / Leslie Solomon
APL/S—A Better Language?

Julian Hirsch Audio Reports

- 24 **HITACHI HMA-7500 STEREO POWER AMPLIFIER**
- 28 **AKAI PRO-1000 STEREO TAPE RECORDER**

Electronic Product Test Reports

- 78 **ELECTRA BEARCAT 250 SCANNING MONITOR**

Departments

- 4 **EDITORIAL** / Art Salsberg
A Visit to Japan.
- 11 **LETTERS**
- 12 **NEW PRODUCTS**
- 94 **SOFTWARE SOURCES**
- 95 **OPERATION ASSIST**
- 115 **ADVERTISERS INDEX**
- 116 **PERSONAL ELECTRONICS NEWS**

JOSEPH E. MESICS
Publisher

ARTHUR P. SALSBERG
Editorial Director

LESLIE SOLOMON
Technical Director

JOHN J. McVEIGH
Technical Editor

JOHN R. RIGGS
Managing Editor

ALEXANDER W. BURAWA
Features Editor

EDWARD I. BUXBAUM
Art Director

ANDRE DUZANT
Technical Illustrator

CARMEN VELAZQUEZ
Production Editor

RUTH POLSKY
Editorial Assistant

Contributing Editors
**Hal Chamberlin, Lou Garner, Glenn Hauser,
Julian Hirsch, Ralph Hodges, Forrest Mims**

JEFF NEWMAN
Assistant to the Editor

LINDA BLUM
Advertising Service Manager

KATHERINE REINHARDSEN
Executive Assistant

EDGAR W. HOPPER
Publishing Director

ZIFF-DAVIS PUBLISHING COMPANY
Philip B. Korsant, President

Furman Hebb, Executive Vice President
Philip T. Heffernan, Sr., Vice President
Edward D. Muhlefeld, Sr., Vice President
Philip Sine, Sr., Vice President, Secretary
Lawrence Sporn, Sr., Vice President, Circulation and Marketing
Baird Davis, Vice President, Production
George Morrissey, Vice President
Sydney H. Rogers, Vice President
Sidney Holtz, Vice President
Albert S. Traina, Vice President
Paul H. Chook, Vice President
Edgar W. Hopper, Vice President
Robert N. Bavier, Jr., Vice President
Selwyn Taubman, Treasurer

W. Bradford Briggs, Vice Chairman

ZIFF CORPORATION
William Ziff, Chairman
I. Martin Pompadour, President
Hershel B. Sarbin, Executive Vice President

ZIFF-DAVIS PUBLISHING COMPANY
Editorial and Executive Offices
One Park Avenue, New York, New York 10016
212-725-3500
Joseph E. Mesics (725-3568)
John J. Corton (725-3578)
Bonnie B. Kaiser (725-3580)

Midwestern Office
Suite 1400, 180 N. Michigan Ave.
Chicago, IL 60601 (312-346-2600)
Midwest Representative: Buzz Vincent

Western Office
9025 Wilshire Boulevard, Beverly Hills, CA 90211
213-273-8050 BRadshaw 2-1161
Western Advertising Manager: Bud Dean
Western Representative: Norm Schindler
Suite 205, 20121 Ventura Blvd.
Woodland Hills, CA 91364 (213-999-1414)
Japan: James Yagi, Oji Palace Aoyama,
6-25 Minami Aoyama 6 Chome, Minato-Ku,
Tokyo, 407-1930/6821 582-2851



Editorial

A VISIT TO JAPAN

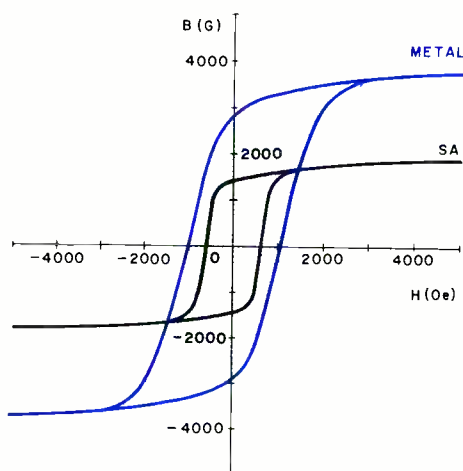
Last November I withstood the debilitating effects of a 15-hour nonstop flight to Japan as part of a small group of electronics press people invited by TDK Electronics. It was worth it.

Uppermost in my business thoughts was the progress being made with metal-particle tape, the new formulation that promises to deliver a significantly higher level of performance capability to slow-speed audio tape machines, whether cassette or microcassette. How close are they to finalizing bias and equalization standards for metal tape? How many tape deck manufacturers are prepared to enter machines into the marketplace to record these tapes, which require higher bias and greater erase current than non-metal-alloy tapes do? What comes first, the chicken or the egg?

Happily, both tapes and machines are moving along at a brisk pace. TDK, in fact, gave us a sample metal-particle cassette. We learned, too, that Tandberg is not the only deck maker with a machine that can record on metal tape. At the October Japan Audio Fair, cassette decks with metal-tape record provisions were said to have been displayed by Aiwa, JVC, Lux, Marantz, Matsushita, Nakamichi, NEC, Pioneer, Sony, and Toshiba.

On the tape side, the first standards meeting by EIAJ (Electronics Industries Association, Japan) was held July 26, with a fourth one scheduled at the end of '78. It's expected that test results will be firmed down by that time and passed on to tape-deck makers and to the IEC for their consideration and comments.

TDK kindly showed us how metal particles were extracted from metal salt by a reduction process with sodium borohydride in an aqueous solution. It was a fascinating lab demonstration! We were also treated to a dubbing session from a master tape running at 15 ips to a metal particle cassette tape (at 1 7/8 ips, naturally). Three types of music were played, dubbed, and replayed on metal tape—the Beatles' "Yesterday," Stockhausen's percussion music, and a Beethoven piano sonata. The results were impressively good at first listen.



Hysteresis loops of TDK metal and SA magnetic tapes.

Metal-alloy tape research has been going on for some three decades now, with the knowledge that metal's high coercivity and remanence were most desirable attributes for magnetic tape. (As the drawing here illustrates, metal tape has four times the magnetic energy of ferric-oxide tapes.) Two basic problems had to be whipped, however—tape-head technology had to advance and rust had to be prevented. I understand that both challenges have been met, the latter with a chemical substance that provides a rust-preventive coating around each particle so that the magnetic stability of metal tapes will be high.

We had an opportunity, too, to question audio critics for Japan's *tape sound* magazine on how they tackle equipment and raw tape reviews. They recently dropped publication of test results, we were told, and substituted personal review observations.

(Continued on page 6)

The Age of Affordable Personal Computing Has Finally Arrived.

Ohio Scientific has made a major breakthrough in small computer technology which dramatically reduces the cost of personal computers. By use of custom LSI micro circuits, we have managed to put a complete ultra high performance computer and all necessary interfaces, including the keyboard and power supply, on a single printed circuit board. This new computer actually has more features and higher performance than some home or personal computers that are selling today for up to \$2000. It is more powerful than computer systems which cost over \$20,000 in the early 1970's.


This new machine can entertain your whole family with spectacular video games and cartoons, made possible by its ultra high resolution graphics and super fast BASIC. It can help you with your personal finances and budget planning, made possible by its decimal arithmetic ability and cassette data storage capabilities. It can assist you in school or industry as an ultra powerful scientific calculator, made possible by its advanced scientific

math functions and built-in "immediate" mode which allows complex problem solving without programming! This computer can actually entertain your children while it educates them in topics ranging from naming the Presidents of the United States to tutoring trigonometry all possible by its fast extended BASIC, graphics and data storage ability.

The machine can be economically expanded to assist in your business, remotely control your home, communicate with other computers and perform many other tasks via the broadest line of expansion accessories in the microcomputer industry.

This machine is super easy to use because it communicates naturally in BASIC, an English-like programming language. So you can easily instruct it or program it to do whatever you want, *but you don't have to*. You don't because it comes with a complete software library on cassette including programs for each application stated above. Ohio Scientific also offers you hundreds of inexpensive programs on ready-to-run cassettes. Program it yourself or just enjoy it, the choice is yours.

Ohio Scientific offers you this remarkable new computer two ways.



Challenger 1P \$349

Fully packaged with power supply. Just plug in a video monitor or TV through an RF converter to be up and running.

Superboard II \$279

For electronic buffs. Fully assembled and tested. Requires +5V. at 3 Amps and a video monitor or TV with RF converter to be up and running.



Standard Features

- Uses the ultra powerful 6502 microprocessor
- 8K Microsoft BASIC-in-ROM
Full feature BASIC runs faster than currently available personal computers and all 8080-based business computers
- 4K static RAM on board expandable to 8K
- Full 53-key keyboard with upper/lower case and user programmability
- Kansas City standard audio cassette interface for high reliability
- Full machine code monitor and I/O utilities in ROM
- Direct access video display has 1K of dedicated memory (besides 4K user memory), features upper case, lower case, graphics and gaming characters for an effective screen resolution of up to 256 by 256 points. Normal TV's with overscan display about 24 rows of 24 characters, without overscan up to 30 X 30 characters

Extras

- Available expander board features 24K static RAM (additional), dual mini-floppy interface, port adapter for printer and modem and an OSI 48 line expansion interface.
- Assembler/editor and extended machine code monitor available.

ORDER FORM

Order direct or from your local Ohio Scientific dealer.

I'm interested. Send me information on your:

Personal Computers Business Systems

Send me a Superboard II \$279 enclosed

Send me a Challenger 1P \$349 enclosed

Include 4 more K of RAM (8K Total) \$69 more enclosed

Name _____

Address _____

City _____ State _____ Zip _____

Payment by BAC (VISA) Master Charge Money Order

Credit Card Account # _____

Expires _____ Interbank # (Master Charge) _____

Ohio Residents add 4% Sales Tax

TOTAL CHARGED OR ENCLOSED _____

All orders shipped insured UPS unless otherwise requested FOB Aurora, OH

Interested in a bigger system? Ohio Scientific offers 15 other models of microcomputer systems ranging from single board units to 74 million byte hard disk systems.

OHIO SCIENTIFIC

America's Largest Full Line Microcomputer Company

1333 S. Chillicothe Road • Aurora, Ohio 44202 (216) 562-3101

The
cost effective
way to
**MEASURE
CAPACITANCE**



The
**B&K-PRECISION
MODEL 820**
Only \$130

For about one-third the cost of the most popular digital capacitance meter, you can own five times more measurement capability. The new B&K-PRECISION 820 reads all the way to 1 Farad, in ten ranges. With 0.5% accuracy, the 820 resolves to 0.1pF for a maximum count of 9999.

The battery operated 820 stays on the job over a wide range of temperatures, making it ideal for field use. The bright LED display is easily readable under all lighting conditions.

The 820 has almost unlimited applications in engineering, production line work, QC, education and field service. For example, you can measure unmarked capacitors . . . Verify capacitor tolerance . . . Measure cable capacitance . . . Select and match capacitors for critical circuit applications . . . Sample production components for quality assurance . . . Measure capacitance of complex series-parallel capacitor networks . . . Set trimmer capacitors to specific capacity . . . Check capacitance in switches and other components.

**Available for immediate delivery
at your local electronic distributor**

BK PRECISION DYNASCAN
CORPORATION
6460 W. Cortland Street • Chicago, IL 60635
312/889-9087

In Canada: Atlas Electronics, Ontario

Intl. Sls: Empire Exp., 270 Newtown Rd., Plainview, LI, NY 11803

CIRCLE NO. 10 ON FREE INFORMATION CARD

6

EDITORIAL (Continued from page 4)

Our visit to Tokyo's consumer electronics shopping area, the *Akihabara*, was a mind-boggling experience. I've never seen such breadth and depth in electronics gear in my life! I was assured, too, that merchandise was not on a consignment basis. It was here that I viewed a number of miniaturized true hi-fi stereo components on the shelves. An AM-stereo FM model with digital frequency readout (blue color) measures only 2¼" high, with matching integrated amp, and a twice-as-high matching cassette deck. They can be stacked atop each other and still come in under one-foot! A pair of miniature three-way powered speaker systems are par for the system setup, too. There was also a mini, high-power basic power amplifier that was the smartest-looking amplifier we've seen owing to its chrome-plated



Electronic micrographs of TDK SA ferric-oxide (left) and metal-alloy tapes illustrate the individual, needle-like



shape of SA and the strung-together nature of metal particles, which has more magnetic ions in a given area.

chassis. For sure, the U.S. market will have the Lilliputian audio components at some future time.

TDK, which also manufactures VHS-and Beta-format video tape, arranged for us to visit a "Victor Video Center," opened last year in mid-Tokyo. Here, consumers can bring in movie film for transfer to a VHS video tape cassette, get first-hand experience on video cassette recorders, etc. And it was here that I heard a video tape playback of a TV broadcast that included stereo multiplex sound. A-B'ing mono and stereo, the latter was obviously a quantum advance in quality.

These very brief highlights are indicative of the new level of electronics technology coming out of this island country. Add double-screen TV receivers, pulse-code-modulation disk players, and other developments, and one can see where a large part of consumer electronics products emanate from. Economic pundits note, though, that the pendulum should swing back to the U.S. owing to the depressed value of dollars versus yens, which amounts to about a 20% loss in a dollar's worth in the past year alone. One cannot raise prices 20% in one fell swoop, they say, so the advantage should move to U.S. makers.

Art Salsberg

POPULAR ELECTRONICS

LX303

ALL THE MOST WANTED FEATURES AT A MOST WANTED PRICE...

3 1/2" HIGH LCD DISPLAY
USE INDCIPS OR CUT
200 FOUR 9V BATTERY LIFE
AUTO ZERO, POLARITY,
OVERRANGE INDICATION
100 mV D.C. SENSITIVITY
19 RANGES AND FUNCTIONS

\$74.95

HICKOK



Here is the handfull of accuracy you've been waiting for. Handsomely encased. Compact. Efficient. Only 8 ounces. Hickok's exciting, new LX 303, 3 1/2 digit Mini-Multimeter with high quality components, one year guarantee and rugged Cyclo-lac® case offers features previously found only in expensive units... at a price under \$75.00! So why wait any longer? The amazing LX 303 is here. NOW! Another American made test equipment breakthrough from Hickok, The Value Innovator. Order today!



Removable cover stores test lead set furnished as part of the unit.



Available accessories include AC adapter padded vinyl carrying case, 40KV DC probe, 10 Amp DC shunt.



X10 DCV probe adapter available for protecting input up to 10KV.

See your local Hickok distributor or order below

SPECIFICATIONS

DC VOLTS (5 RANGES): 0.1mV to 1000V; Accuracy $\pm 0.5\%$ rdg $\pm 0.5\%$ f.s.; Input imped. 10M Ω ; Max. input 1kV except 500V on 200mV range.
AC VOLTS (40Hz to 5kHz): 0.1V to 500V; Accuracy: $\pm 1.0\%$ rdg $\pm 0.5\%$ f.s. (-2dB max. at 5kHz); Max. input: 600V.
RESISTANCE (6 LOW POWER RANGES): 0.1 Ω to 20M Ω ; Accuracy: $\pm 0.5\%$ rdg $\pm 0.5\%$ f.s. ($\pm 1.5\%$ rdg on 20M Ω range); input protected to 120VAC all ranges.
DC CURRENT (6 RANGES): .01mA to 100mA; Accuracy: $\pm .0\%$ rdg $\pm 0.5\%$ f.s.
DIMENSIONS AND WEIGHT: 5-7/8" x 3-3/8" x 1-3/4", 8 oz.; **POWER:** 9V battery (not included) or Hickok AC adapter; **READ RATE:** 3/sec.



Send Check or Money Order to P. O. Box 2208P, Culver City, Calif. 90230. California residents add 6% sales tax. Add \$3.00 to cover postage and handling. Master Charge and Visa welcomed. Please include your charge card number, Interbank number and expiration date.

CALIFORNIA ANCRONA
11080 Jefferson Blvd., Culver City, CA 90230
(213) 390-3595
1300 E. Edinger Ave., Santa Ana, CA 92705
(714) 547-8425
1054 E. El Camino Real, Sunnyvale, CA 94087
(408) 243-4121

PHONE ORDERS: 213-541-4064

PLEASE SEND ME

Hickok LX303 Digital Multimeters	@ 74.95 ea.
RC-3 AC Adapter, 115VAC (220VAC avail.)	@ 7.50 ea.
CC-3 Deluxe Carrying Case	@ 7.50 ea.
VP-10 X10 DCV Probe Adapter	@ 14.95 ea.
CS-1 1C ADC Current Shunt	@ 14.95 ea.
VP-40 40 kV DC Probe	@ 35.00 ea.

Name _____
 Address _____
 City _____ State _____ Zip _____

ARIZONA ANCRONA 4518 E. Broadway Tucson, AZ 85711 (602) 88-2348	GEORGIA ANCRONA 3330 Piedmont Rd. N.E. Atlanta, GA 30305 (404) 261-7100	OREGON ANCRONA 1125 N.E. 82nd Ave. Portland, OR 97220 (503) 254-5541	TEXAS ANCRONA 2649 Richmond Ave. Houston, TX 77098 (713) 929-3489	CANADA, B.C. ANCRONA 5656 Fraser St. Vancouver, B.C. V6W 2V4 (604) 324-0707
---	---	--	---	---



Language Translator

Communicate in any language without saying a word, or learn a new language with the world's first computerized language translator.

Learning languages is not easy. It takes books, classes, cassettes, and hard work.

Now, however, you have a choice. You can communicate in a foreign country without speaking the language, or you can learn the language more easily thanks to a new electronic miracle.

Craig Corporation has just introduced the Translator—a pocket-sized personal computer that stores up to 7,000 words and translates them from one language to another at the touch of a button.

You enter a word in English on the alphabetical keyboard, press the translate button, and the word is shown on the display in the foreign language. You have a choice of languages such as Japanese, French, German, Italian, and Spanish. And you can translate from any one language into another.

You program the unit with four small memory capsules which contain approximately 1500 words each. By swapping capsules, you can change languages, so the unit will hold a total of 7,000 words in its four memory capsules.

WORLD COMMUNICATION

The Craig Translator is truly a pocket-sized translation computer that will help you communicate in practically every major nation in the world—even if you don't want to learn the language. There are a series of numbers listed on the back of the computer which correspond to 50 of the most commonly used and most practical phrases. 25 of the phrases are com-

plete statements such as: "How much does this cost?" The remaining 25 statements require one or two additional words like: "May I please have the..." You simply press the number for the phrase you want and then enter the missing word on the keyboard which has keys with both letters and numbers.

When you press the translate button, your phrase is flashed on the display in the foreign language. If the phrase is longer than the 16 character width of the screen, it rolls to the left—just like on a movie marquee.

Armed with the 50 phrases and up to a 7,000 word vocabulary, you can take your small information retrieval system throughout the world and literally carry on complete conversations without saying a word. Just enter the translated phrase or word and show it to the person with whom you are communicating. Have that person enter the answer, and before long you'll be carrying on complete conversations. You can negotiate prices at an outdoor market, order from menus, clarify statements, read newspapers, and street signs.

Phrase books are handy for travelers because all the most common words and phrases are indexed by category. The Craig Translator is also indexed, but for instantaneous retrieval. Just enter the subject, press a button, and you can recall a subject and its related words in alphabetical order. You can index travel, shopping, business, or medical terms and scan them faster than turning the pages of a book.

FOR THOSE WHO WANT TO LEARN A LANGUAGE

Learning a language is not easy, and the Craig Translator is not a substitute for practice and hard work. The Translator is, however, a very valuable teaching aid—one that can accelerate the learning process and teach you more vocabulary faster.

The most rewarding aspect of learning a language with the Craig system is "memory retention." When you need to know a word and can look it up at that very moment, your chances of remembering it are several times greater than in a classroom environment.

The Craig Translator not only gives you the answer, it does so immediately—at that moment—so it provides a very useful learning function. And it's fun to use and carry with you all day long.

The Craig Translator uses four systems of reinforcement. Reinforcement is a teaching concept in which the teacher praises you when you're right and gives you the correct answer when you're wrong.

FOUR TEACHING SYSTEMS

The Craig's four reinforcement systems are:

Frequency You can sort out words by how frequently they come up in normal conversation and then learn these words. Each one will be flashed on the display for a few seconds, and you say aloud the correct translation.

Spelling A word is flashed in English and you guess the spelling of the foreign word which you then enter on the keyboard. If you enter it wrong, the unit tells you and then flashes the correct answer on the display.

Category You can learn by category. Select a subject and access the associated words alphabetically. If you are preparing for a trip, you can learn all the words that relate to travel.

Alphabet You can learn by the alphabet. Start at any letter and the unit will display all the words that start with that letter.

ALL THE ANSWERS

There are other features that make the Craig Translator an outstanding teacher:

Spelling Program If you enter a misspelled word, the display will flash a question mark. By pressing a key, you instruct the unit to find the correct spelling. On the display will flash a series of words it thinks are the correct ones, and you simply select the right one.

Double Meanings When you enter an English word that has two meanings in the foreign language, the unit will ask you which meaning by listing the possible choices. Again you select the right one by pressing a key. For example, "watch" would be two different things depending on whether it was meant as a verb or a noun.

MEMORY CAPSULE

The languages are contained in small memory capsules four of which hold up to 256,000 bits of information or 7,000 words. The Craig Translator will accept other data so that eventually you will be able to store complete dictionaries, recipes, calorie equivalents, useful statistics, and other learning programs and then display this data on your pocket-sized information retrieval system. Language capsules cost only \$24.95 each—about the cost of a few language textbooks, so the unit can inexpensively grow to fit many different applications.

You don't even have to read the instructions to operate the unit. A free starter Memory Capsule that comes with the unit will tell you how in six different languages. The capsule also contains the programs necessary to use your unit as a calculator or for currency con-

versions. It contains the metric conversion tables and 20 words or phrases in six languages—words such as hello, goodbye, thank you, etc.

ADVANCED TECHNOLOGY

There was no existing display that could be used in the Translator, so the display had to be developed exclusively for Craig. The letters appear in bright fluorescent blue/green and are very easy to read.

The unit, its memory, its Memory Capsule system—all represent major breakthroughs in technology. But with all its sophisticated electronics, it was built simple enough to be easy and fun to use.

MANY PERSONAL USES

If you are a language student or a frequent traveler, the Craig Translator would be the perfect companion. That might appear obvious. But what about the shop owner who has to communicate with people from other countries? Or the grandparents looking for the perfect gift for a young high school student learning a new language?

And don't overlook the young grammar school child. With the Craig Translator and a little tutoring, you'll be amazed at how quickly he or she picks up a language.

You'll really appreciate the Translator the first time you use it. It's like a friend—always ready to give you an answer when you need one. It's your interpreter in a foreign country, your resident genius with its huge data bank, and your personal advisor with its indexing system.

TRY ONE FIRST

We would like to offer a suggestion. Order the Translator on a special 30-day trial. Use it to begin learning a language, or see how easy it is to communicate with somebody who doesn't speak your language. Take it on a

business trip to Europe or Japan. Take it shopping with you. Use it at a restaurant, or negotiate a business deal with it. See how much fun it is to learn a language and how much faster your vocabulary increases.

After you've really discovered how valuable a friend your Craig Translator can be, then decide if you want to keep it. If not, return it anytime during our 30-day trial period for a prompt and courteous refund including your \$2.50 postage and handling. There is no risk.

JS&A offers you the opportunity to own, use, and experience the world's first pocket-sized language translator. But don't wait. The demand for the Craig Translator may be great, and since the announcement in this magazine is one of the first ever made on this product, we urge you to place your order promptly. Deliveries will start in January, 1979 and then only on a limited basis.

The Craig Translator is manufactured by Craig Corporation—a substantial public company. Both JS&A and Craig Corporation have been doing business together since 1971 when JS&A introduced the world's first pocket calculator—the Craig 4501. Back in 1971, we said that the technology represented in the first pocket calculator was "...the most important electronic breakthrough since the transistor." The Craig Translator represents another quantum leap in technology, and we are proud to be associated with Craig Corporation in its introduction.

Craig Corporation has a complete service-by-mail facility should service ever be required. Just slip your unit in its handy mailer, and it will be repaired and shipped back to you promptly. You shouldn't have a single problem with your unit, but it's reassuring to know that even service is an important consideration in this program. Your unit is also backed by a one-year parts and labor limited warranty.

JS&A is America's largest single source of space-age products—further assurance that your modest investment is well protected.

To order your Craig Translator, send your check for **\$199.95** plus \$2.50 for postage and handling. Credit card buyers may call our toll-free number below. With each unit you will receive a free starter cartridge plus the English language cartridge, an AC adapter, and carrying case. Four rechargeable "AA" batteries cost only \$12.40. Or you can use any Four "AA" cell alkaline batteries.

You may also order the other languages at **\$24.95** each. Please specify French (order number **5121**), German (**5131**), Italian (**5141**), Spanish (**5151**), and Japanese (**5161**). Other languages will be available later.

Remember, the unit holds four cartridges at the same time, and you will receive from us a list of cartridges that will be available in the future. Only one cartridge in each language is available now, although later, more advanced vocabulary capsules will be available.

For the first time in history, Americans can carry with them the information contained in volumes of books and communicate with this information faster and more efficiently than was ever thought possible. Join the era of the real personal computer. Order a Craig Translator at no obligation, today.

JS&A PRODUCTS
THAT
THINK

Dept. PE One JS&A Plaza
Northbrook, Ill. 60062 (312) 564-7000
Call TOLL-FREE **800 323-6400**
In Illinois Call **(312) 564-7000**


© JS&A Group, Inc., 1979

Mini Travel Alarm

It's small. And because it's small, it fits anywhere. In your briefcase or in your pocket.

The new JS&A Mini Travel Alarm measures only 3/8" x 1 1/4" x 2 1/2" and has a small easel support on the back. Just set the alarm, and the electronic beep will wake you up. The clock movement is totally solid-state, and a built-in night light lets you view the time in the dark.

But the JS&A Mini Travel Alarm does more. First, it



makes a great pocket watch. The small imitation black leatherette carrying case that comes with the unit has a window so you can view the time even when the unit is in its case. Secondly, it tells accurate time—within fifteen seconds accuracy per month. And finally, it's inexpensive—only **\$29.95** complete with carrying case and two readily-available hearing aid batteries. It makes a perfect gift for everyone on your gift list.

There is also a deluxe version for **\$39.95** with a built-in timer and dual time zone capability. You can now display one time while keeping the second time in memory.

Each model has a one-year warranty. Order by sending your check to the address shown above or call our toll-free number above. Please add \$2.50 for postage and handling and Ill. residents add 5% sales tax.

© JS&A Group, Inc., 1979

These new **Persuader™ Antennas** low profile, extra long whip deliver performance equal to, or better than anything else on the road!

There's a hand-wound, hand-tuned coil in the cup...



a major advance in antenna technology from the Antenna Pros field tested and field proven by thousands of CBers

Only \$34.98 suggested retail. Compare with K-40 at \$38.50 or any other antenna. You'll see there's no comparison.

5 year guarantee

Materials and workmanship of PERSUADER ANTENNAS (Models 13505 & 17605) are guaranteed for a full five years if this antenna is installed by the dealer and a full three years if this antenna is installed by the consumer.

Any part that fails within the guarantee period will be replaced absolutely free provided the registration card has been completely filled out and returned to Antenna Incorporated.



A word from the Old Pro:

When you buy this antenna, my reputation... built over 38 years in the antenna business... will be riding on your roof. I'm confident that the Persuader Antennas will persuade you... you've chosen the Best.

M.R. Friedberg, President
Antenna Incorporated

In stock at your dealer now...

or call the Antenna Hotline ... 1-800-447-4700.
(Illinois: 800-332-4400; Sorry, no Hotline service in Alaska or Hawaii).



Charge to Visa or Master Charge... and we'll have your nearest dealer ship your Persuader

Antenna promptly, in the mount and color of your choice. Hotline orders add \$1.50 for shipping and handling. Applicable local taxes extra. Allow 2 to 4 weeks for delivery.

The family of fine antennas from the fine antenna family.

Antenna Incorporated

26301 Richmond Road, Cleveland, Ohio 44146 (216) 464-7075

In Canada: Cardon Import Canada Ltd., P.O. Box 937 Hamilton, Ontario L8N 3P9

Antenna Incorporated, International Division, P.O. Box 1002 Rockville Centre, New York 11571

CIRCLE NO. 4 ON FREE INFORMATION CARD

Completely pre-assembled and pre-tuned

Just take it out of the package, and install it on the car. No tuning necessary... check it out with a watt meter and see for yourself!

Super-good looking low silhouette design. Your choice of cup colors design-coordinated to late-model cars.

SIERRA BRONZE



DIAMOND FIRE BLACK



ATLANTIS BLUE



FIRETHORN RED



SNOWCAP WHITE



CLASSIC SILVER AS SHOWN

AND CRYSTAL CLEAR

60" Stainless steel tapered whip and NO spring

There's a Coil-in-the-cup

Magnet Mount

These features will persuade you... The Persuader™ Antenna is Your Best Antenna Choice

60" Stainless Steel Tapered Whip...and No Spring

The super-long whip increases the aperture of the antenna. This increases

- the signal capture area on reception
 - the transmit signal and radiation intensity at the horizon
 - bandwidth to well over a 40-channel capability
- The .125" diameter whip is tapered, so shock is distributed evenly. There's no spring to stretch, break, or bend the whip away from the straightest possible upright position.

Exclusive coil-in-cup design

Loading of most low-profile antennas is by a simple printed circuit board that can't be tuned and will eventually burn out. These new Persuader antennas are completely pre-assembled and pre-tuned and feature an actual hand-wound, hand-tuned copper wire loading coil tested with 500 watts, rated at 100 watts continuous. It's even more efficient than our base-loaded coils because it's wound to a larger diameter, with fewer turns.

This unique design also involves fewer mechanical and electrical connectors—fewer resistive contacts between loading coil and cable terminations—less chance for dust, moisture or road gunk to contaminate the contacts.

This concept has been field tested by thousands of CBers in our Model 13503 (shorter whip, plain white cup). Your good buddies will tell you everything we say about it is true.

Available with Trunk-Lip or Magnet Mount

for performance:

- SWR of 1.5:1 or less across all 40 AM and SSB channels.
- Shunt-fed loading coil is DC grounded for quiet performance; bleeds off static from rain, snow, air particles. Performance is virtually identical to body mount antennas.
- Center-roof placement of magnet mount provides your most uniformly omni-directional signal. (Can also mount on trunk lid).
- Unique Antenna Incorporated design provides capacitive coupling. Aluminum plate puts the ground potential right at the mounting surface.

for convenience: Magnet and trunk lip, the two easiest installations! Place the antenna where you want it, plug the cable into the transceiver. No holes to drill. Readily removed for anti-theft protection. Magnet mount supplied with 12' RG-58/U coaxial cable with PL-259 type connector; trunk lip mount with 17' of cable.

for magnet mount adherence: Heavy-duty 2½" magnet in plastic cup with soft rubber gasket. Holds at top highway speeds of 55 mph. (Trunk lip mount recommended for vinyl roof cars.) Since it won't walk, it won't detune! "Oil-can" effect of cup; resting on gasket, provides a larger magnet plane than if the magnet itself were touching the surface—yet there's less weight on the car, less scratch potential.

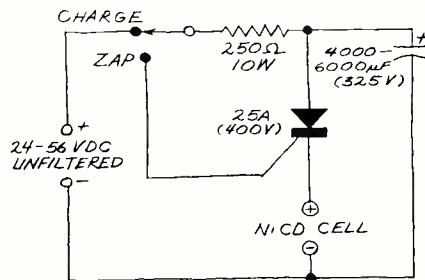
All magnet mount benefits are standard... not an extra-cost accessory!

FEBRUARY 1979



NiCd ZAPPER WORKS

When I first read the article on the NiCd "Zapper" in your July 1977 issue, I didn't think it would work so I didn't build it. Then I saw a reader's recent comments on the device in your "Letters" column so I decided to give it a try after all. Surprise! It works great! So far, I've run into only two cells that haven't responded to the treatment. The secret seems to be to catch the cells before they've been shorted too long. However, the heavy current through the cell burns the switch contacts. Therefore, I've modified the circuit slightly



with good results. Perhaps your readers might like to try the modification as shown here.—Zack T. Hinckley, Melbourne, FL.

DIRECT-DRIVE IS OLD TECHNOLOGY

In reference to Julian Hirsch's Audio Reports in the February 1978 issue, I would like to point out that the concept of direct-drive turntables is not new. Many years ago I had an RCA Victor 78-rpm phonograph with an AM radio broadcast oscillator built into it. It was probably manufactured in the late 1930's. The bottom of the turntable had an internally toothed metal ring attached to it, and spaced around the spindle bearing there were stationary electromagnet coils that were driven by 60-Hz power, providing the turntable drive. This "motor" operated similarly to what we call today an outer-rotor or Pabst motor (used mostly in tape decks as reel-drive motors).

The RCA turntable motor was low in torque, requiring an initial spin to get it started, and it was noisy in operation. Even so, it was an old idea that required today's technology and refinements to bring it back to life.—Barry Feurst, Oak Park, IL.

LARGER RECTIFIERS NEEDED

The Digital Frequency Readout featured in your February 1977 issue has been one of

the most useful accessories I have built for my ham or SWL receivers. However, the rectifier diodes (1N4002) specified for the power supply were pushed to their limit by the current of nearly one ampere drawn by the unit. After about a year of operation, the rectifiers aged and began to fail intermittently, causing the operating voltage to fall to 4.2 V, with a subsequent stalling of the counter and incorrect configurations on the readout. Eventually, the failures became worse until the unit was inoperative. Substituting three-ampere rectifiers in the power supply fixed the problem.—W.J. Kreamer, Troy, NY.

ADDENDUM TO CARING FOR DISKETTES

In preparing for publication the article "How to Care for Diskettes," in the November 1978 issue, one page of the original manuscript was inadvertently omitted. As a result, some additional information is necessary to clear up some misconceptions that may have been created due to the omission.

In small diskette systems, the type most popular with computer hobbyists, the actual diskette rotates within a protective jacket. After the diskette is loaded and the loading door closed, the internal mechanical arrangement forces a pressure pad to "squeeze" the flexible diskette to the head. In a sense, this produces a "dimple" in the relatively soft diskette at the point of contact.

Depending on the diskette and drive used, the relative head-to-diskette speed can reach about 8 mph. Thus, if there are any scratches on the head or if any foreign substance gets on the diskette so that it is forced between the head and the soft diskette surface, minute physical grooves can be cut creating data dropout. Figure 2, shown for what is called a "flying head" disk system, dramatically illustrates how foreign matter on the surface can create data loss on the disk.

During diskette operation, the pressure pad on the other side of the diskette "scours" the surface. It is possible for the pad to accumulate a layer of relatively hard dust, or even minute (metal) oxide particles scraped from the diskette—in most cases, even though only one side of a diskette is used, both sides are coated with magnetic oxide.

After some hours of use, the tiny hard particles adhering to the pressure pad can scratch the diskette surface. If the other side of the diskette is to be used, the rotation is then "backwards," which can cause surface damage and result in loss of data. It is probably for this reason that no small diskette drives use both sides of the diskette.

It should have been stated at the beginning of the "Foreign Matter" section that the mechanical data was for a large disk system whose diameter and drive speed are much higher than those of a small diskette. Thus the rpm is much higher. However, the information on the damage that can be caused by foreign matter—including smoke particles, dust, and grease—holds true for all diskettes.—Les Solomon, Technical Director.



New Products

Additional information on new products covered in this section is available from the manufacturers. Either circle the item's code number on the Free Information Card or write to the manufacturer at the address given.

Sansui Direct-Drive Automatic Turntable

The Sansui Model SR-5090 two-speed single-play turntable has a servo-controlled dc direct-drive motor and a single knob which controls automatic operation, including power turn-off at the end of play, with the tonearm returned to rest position.



It is also equipped with a repeat control for one to five plays and an option for endless play. Automatic play can be interrupted at any time for manual operation. The manufacturer claims wow and flutter are down to 0.038%, rumble is better than 67 dB, S/N better than 57 dB. A built-in strobe light permits visual check of speed using patterns on the edge of the platter. Platter speed adjustment of $\pm 3.5\%$ can be made. An arm-lift lever is oil damped. \$280, including base, dustcover, and 45-rpm spindle. Address: Sansui Electronics Corp., 55-11 Queens Blvd., Woodside, NY 11377.

CIRCLE NO. 89 ON FREE INFORMATION CARD

Royal Soldering Iron

The Royal "Duotemp" soldering iron delivers full power on demand with the press of a button but idles at half power. The latter serves two purposes—it saves wear and

tear on the soldering tip itself and delivers the correct safe temperature for delicate soldering jobs on printed-circuit boards. For heavy-duty joints and long sequences of solder connection, the operator simply presses a BOOST button on the soldering iron's handle to double the heating power available. Address: Royal Soldering Systems, Inc., 213 S. Brand Blvd., Glendale, CA 91204.

CIRCLE NO. 91 ON FREE INFORMATION CARD

Robyn AM/SSB Mobile CB

The Robyn Model SB-505D CB mobile 40-channel transceiver, for AM and SSB operation, is said to be the first such unit with a clarifier switch on the microphone. Other



features include an S/r-f meter, LED digital readout with dimmer, mike gain control, tone control, and noise blanker switch. Specifications are: 0.5 microvolt sensitivity, 65 dB min. adjacent channel rejection, 75 dB min. image rejection, 100% modulation max. and -68 dB min. spurious harmonics. Dimensions are $2\frac{1}{4}$ "H \times $7\frac{1}{4}$ "W \times $9\frac{1}{4}$ "D ($6 \times 19 \times 24$ cm). \$259.95. Address: Robyn International Inc., 10901 Northland Dr., Rockford, MI 49341.

CIRCLE NO. 92 ON FREE INFORMATION CARD

PTS Component Tester

PTS Electronics has introduced a component tester for troubleshooting solid-state circuitry. The Model PTS 8001 component analyzer works both in- and out-of-circuit



with any standard oscilloscope to test ICs, transistors (all kinds), diodes (all kinds), and thyristors. A high/medium/low range switch is provided for adjusting conditions

for the given component being tested. The analyzer also has a comparator function for comparing circuit boards with ICs and solid-state hybrid circuits and in-circuit testing for electrolytic capacitors. Address: PTS Electronics, Inc., P.O. Box 272, Bloomington, IN 47401.

CIRCLE NO. 93 ON FREE INFORMATION CARD

Tape Recorder Care Kit

A Tape Recorder Care Kit from Maxell Corp. is intended especially for the cleaning of tape heads in hard-to-reach places. It contains a variety of specially shaped plastic tools which can be plugged into each other to reach around and into places where tape heads are otherwise hard to clean. A mirror is included for inspecting heads in remote locations. A variety of replaceable felt applicator tabs and a specially formulated tape head cleaner are supplied for cleaning purposes. \$8.95. Address: Maxell Corp. of America, 60 Oxford Dr., Moonachie, NJ 07074.

CIRCLE NO. 94 ON FREE INFORMATION CARD

TRS-80 Power Interface

JC Enterprises has developed a new power interface module, A828 AC-P, for the Radio Shack TRS-80 computer. It provides 4 channels of programmable ac, with 600




W in each channel or 1600 W total. Advantages to be gained with the modules use are said to include expansion of the computer's capability to include sensing switch closures, photo sensors and 5-volt logic levels, driving LED displays, and operating motors, solenoids, alarms, etc. The A828 has its own 5V power supply, interface cable, I/O port connector cable, enclosure, and sample programs. The 8-bit input and output ports are addressed with LEVEL II BASIC, or with T-BUG and LEVEL I BASIC. \$165. Address: JC Enterprises, Box 23445, San Diego, CA 92123.

CIRCLE NO. 95 ON FREE INFORMATION CARD

(Continued on page 14)

Burglar Alarm Breakthrough

A new computerized burglar alarm requires no installation and protects your home or business like a thousand dollar professional system.

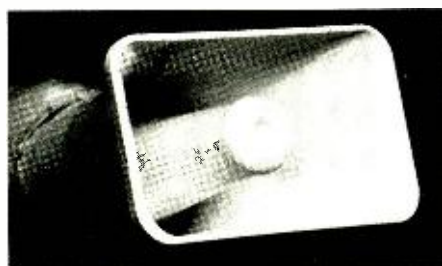


The Midex security computer looks like a handsome stereo system component and measures only 4" x 10 1/2" x 7."

It's a security system computer. You can now protect everything—windows, doors, walls, ceilings and floors with a near fail-safe system so advanced that it doesn't require installation.

The Midex 55 is a new motion-sensing computer. Switch it on and you place a harmless invisible energy beam through more than 5,000 cubic feet in your home. Whenever this beam detects motion, it sends a signal to the computer which interprets the cause of the motion and triggers an extremely loud alarm.

The system's alarm is so loud that it can cause pain—loud enough to drive an intruder out of your home before anything is stolen or destroyed and loud enough to alert neighbors to call the police.



The powerful optional blast horns can also be placed outside your home or office to warn your neighbors.

Unlike the complex and expensive commercial alarms that require sensors wired into every door or window, the Midex requires no sensors nor any other additional equipment other than your stereo speakers or an optional pair of blast horns. Its beam actually penetrates walls to set up an electronic barrier against intrusion.

NO MORE FALSE ALARMS

The Midex is not triggered by noise, sound, temperature or humidity—just motion—and since a computer interprets the nature of the motion, the chances of a false alarm are very remote.

An experienced burglar can disarm an expensive security system or break into a home or office through a wall. Using a Midex system there is no way a burglar can penetrate the protection beam without triggering the loud alarm. Even if the burglar cuts off your power, the four-hour rechargeable battery pack will keep your unit triggered, ready to sense motion and sound an alarm.

ARRIVE HOME SAFE

There's personal danger in arriving home and finding a burglary in progress. And, if you surprise the burglar, you risk the chance of serious injury. With the Midex 55 protecting your home, you can open your front door with the confidence of knowing that no burglar lurks inside.

When the Midex senses an intruder, it remains silent for 20 seconds. It then sounds the alarm until the burglar leaves. One minute

after the burglar leaves, the alarm shuts off and resets, once again ready to do its job. This shut-off feature, not found on many expensive systems, means that your alarm won't go wailing all night long while you're away. When your neighbors hear it, they'll know positively that there's trouble.

PROFESSIONAL SYSTEM

Midex is portable so it can be placed anywhere in your home. You simply connect it to your stereo speakers or attach the two optional blast horns.

Operating the Midex is as easy as its installation. To arm the unit, you remove a specially coded key. You now have 30 seconds to leave your premises. When you return, you enter and insert your key to disarm the unit. You have 20 seconds to do that. Each key is registered with Midex, and that number is kept in their vault should you ever need a duplicate. Three keys are supplied with each unit.

As an extra security measure, you can leave your unit on at night and place an optional panic button by your bed. But with all its optional features, the Midex system is complete, designed to protect you, your home and property just as it arrives in its well-protected carton.

The Midex 55 system is the latest electronic breakthrough by Solfan Systems, Inc.—a company that specializes in sophisticated professional security systems for banks and high security areas. JS&A first became acquainted with Midex after we were burglarized. At the time we owned an excellent security system, but the burglars went through a wall that could not have been protected by sensors. We then installed over \$5,000 worth of the Midex commercial equipment in our warehouse. When Solfan Systems announced their intentions to market their units to consumers, we immediately offered our services.

COMPARED AGAINST OTHERS

In a recent issue of a leading consumer publication, there was a complete article written on the tests given security devices which were purchased in New York. The Midex 55 is not available in New York stores, but had it been compared, it would have been rated tops in space protection and protection against false alarms—two of the top criteria used to evaluate these systems. Don't be confused. There is no system under \$1,000 that provides you with the same protection.

YOU JUDGE THE QUALITY

Will the Midex system ever fail? No product is perfect, but judge for yourself. All components used in the Midex system are of aerospace quality and of such high reliability that they pass the military standard 883 for thermal shock and burn-in. In short, they go through the same rugged tests and controls used on components in manned spaceships.

Each component is first tested at extreme

tolerances and then retested after assembly. The entire system is then put under full electrical loads at 150 degrees Fahrenheit for an entire week. If there is a defect, these tests will cause it to surface.

PEOPLE LIKE THE SYSTEM

Wally Schirra, a scientist and former astronaut, says this about the Midex 55. "I know of no system that is as easy to use and provides such solid protection to the homeowner as the Midex. I would strongly recommend it to anyone. I am more than pleased with my unit."

Many more people can attest to the quality of this system, but the true test is how it performs in your home or office. That is why we provide a one month trial period. We give you the opportunity to see how fail-safe and easy to operate the Midex system is and how thoroughly it protects you and your loved ones.

Use the Midex for protection while you sleep and to protect your home while you're away or on vacation. Then after 30 days, if you're not convinced that the Midex is nearly fail-safe, easy to use, and can provide you with a security system that you can trust, return your unit and we'll be happy to send you a prompt and courteous refund. There is absolutely no obligation. JS&A has been serving the consumer for over a decade—further assurance that your investment is well protected.

To order your system, simply send your check in the amount of **\$199.95** (Illinois residents add 5% sales tax) to the address shown below. Credit card buyers may call our toll-free number below. There are no postage and handling charges. By return mail you will receive your system complete with all connections, easy to understand instructions and a one year limited warranty. If you do not have stereo speakers, you may order the optional blast horns at **\$39.95** each, and we recommend the purchase of two.

With the Midex 55, JS&A brings you: 1) A system built with such high quality that it complies with the same strict government standards used in the space program, 2) A system so advanced that it uses a computer to determine unauthorized entry, and 3) A way to buy the system, in complete confidence, without even being penalized for postage and handling charges if it's not exactly what you want. We couldn't provide you with a better opportunity to own a security system than right now.

Space-age technology has produced the ultimate personal security computer. Order your Midex 55 at no obligation, today.

JS&A PRODUCTS
THAT
THINK

Dept. PE One JS&A Plaza
Northbrook, Ill. 60062 (312) 564-7000
Call TOLL-FREE 800 323-6400
In Illinois Call (312) 564-7000

©JS&A Group, Inc., 1978

"No-Knob" Micro-processor-Controlled Car Stereo

The Fultron^R Ultra II (Model 16 6800), by Arthur Fulmer, is an in-dash cassette tape player with AM/FM stereo radio. The unit is designed around a microprocessor, which allows up to 14 stations to be pre-programmed and recalled. Touch-sensi-



tive electronic controls are used to control volume, balance, fader, treble and bass. Four-way balance is adjusted by a touch control for each speaker that increases its volume while reducing the volume of the opposite speaker. Other features include: 12 W continuous power per channel at 10% THD, auto reverse, locking fast-forward/rewind, dimmable LED digital read-out, and mono-stereo and local-distance sensitivity controls. Stereo separation is said to be more than 32 dB; frequency response 30 to 18,000 Hz -3 dB; and wow and flutter less than 0.20%. Dimensions are: 7"W and 2 3/4"H x 5 7/8"D (17 x 7 x 15 cm). Address: Arthur Fulmer, 260 Monroe, Memphis, TN 38103.

CIRCLE NO. 96 ON FREE INFORMATION CARD

Dynaco FM Tuner

Dynaco's Model 2501 FM tuner features a Varactor front end with six tuned stages, numeric time/frequency display, and four station presets. It also has PLL multiplex circuitry driven by a double-tuned quadra-




ture detector; a DYNATUNE feature that automatically locks in on a desired station and continues to precisely track the center of the channel; and a LED signal-strength indicator with a 60-dB display range in 10-dB steps. Other features include a full-time clock, front-panel selectable deemphasis (25/50/75 μs), and low-impedance 600-ohm audio outputs. Specifications: 16-dBf mono, 36-dBf stereo 50-dB quieting sensitivity; 1.75-dB capture ratio; 80-dB alternate-channel selectivity; 100-dB image rejection; 30-to-45-dB stereo separation;

0.19% to 0.4% THD; 0.15% IM distortion; 70-dB mono, 65-dB stereo S/N ratio; 65-dB hum and noise in mono. Address: Dynaco Inc., Box 88/Coles Rd., Blackwood, NJ 08012.

CIRCLE NO. 97 ON FREE INFORMATION CARD

Compact Color Pattern Generator

The Model 1210 color pattern generator from B&K Precision generates 10 patterns for color-TV servicing and setup. Patterns include vertical lines, horizontal lines; large and small crosshatch; large and small dots; single horizontal and vertical lines; single dot; gated and ungated rainbow; and purity. Video and sync signals are derived from and synchronized to a crystal-



controlled oscillator. A color-level control permits adjustment from zero to 100%, while another control permits adjustment of the r-f output level from 10,000 to 35,000 μV (into 75 ohms). Five different output channels (2, 3, and 7 on vhf and 23 and 52 on uhf) can be selected. Power for the generator is from a 9-volt battery (not supplied). Size is 6 1/2"W x 3 5/8"H x 1 3/8"D (16.5 x 9.1 x 3.5 cm) and weight is 1 lb (about 0.45 kg). \$97.50. Address: B&K-Precision, Dynascan Corp., 6460 W. Cortlandt St., Chicago, IL 60635.

CIRCLE NO. 98 ON FREE INFORMATION CARD

Audioanalyst Mini Speaker

The Phasematrix M2 is a walnut-veneered mini-speaker (9 5/8 x 6 x 7 in.) designed for home or car use. The two-way system has a 5", polymer-cone low-frequency driver, crossing over at 2 kHz to a 1" tweeter. Response is rated at 46-20,000 Hz ±4 dB; sensitivity, 89 dB SPL at one meter for one-watt input; and maximum SPL at 2 meters, 100 dB average and 102 dB peak. Recommended amplifier power is 10 watts

minimum, 50 watts maximum; nominal impedance is 4 ohms. \$139. Address: Audioanalyst, P.O. Box 262, Brookfield, CT 06804.

CIRCLE NO. 99 ON FREE INFORMATION CARD

Technics Cassette Deck

A rack-mounting, front-loading cassette deck occupying only 3 1/8 inches of rack height has been announced by Technics.



The RS-M85 uses linear fluorescent bargraph displays, which can be set to glow brightly or dimly and to display peak or average (VU) levels. It also features a record-mute switch; memory rewind and timer-recording facilities; separate input and output level controls; a full-visibility cassette well; a quartz-locked, direct-drive capstan motor; and a coreless reel motor. There is also a three-position tape selector, plus a fine-bias adjust. Wow and flutter are claimed to be less than 0.035% wrms, speed deviations no more than 0.3%. \$700. Address: Technics by Panasonic, One Panasonic Way, Secaucus, NJ 07094.

CIRCLE NO. 100 ON FREE INFORMATION CARD

Digital Logic Trainer

The Broder Model 100 Logic Trainer is really a "hands-on" course in digital electronics. It is built around a plastic box (with removable plastic cover) and a series of cards. The box contains a number of digital logic devices, a row of nine slide switches, and a liquid-crystal display bar graph. The cards, on which are printed 40 logic problems, fit between and are keyed to the column of switches and display. Represented on the cards are all gates (AND, NAND, OR, NOR, XOR), flip-flops (D, JK, T, RS, one-shot), positive and negative edge triggered devices, master/slave clocking, preset and clear functions, etc. Switch circuit and Venn diagram, as well as BCD and binary counting, problems are presented. Problems are related to computers, communications, etc. In operation, the student operates logic switches to force a 1 to be displayed on the designated bar indicator. A manual is included. \$69.95. Address: L.J. Broder Enterprises Inc., 3192 Darvany Dr., Dallas, TX 75220 (Tel: 214-357-7763).

FISHER INTRODUCES THE WORLD'S FIRST CASSETTE DECK WITH WIRELESS REMOTE EDITING.

Tape recording will never be the same.

In Fisher's 41 years of audio leadership, we've introduced many important high fidelity "firsts." But we honestly think the new CR4025 tape deck is one of our most exciting and practical innovations.

Remote electronic editing is as important an advance in tape recording as the cassette.

Now for the first time, you can really enjoy creating your own personal music library from FM broadcasts or record albums. The editing is done electronically while recording. A great leap forward from the old way of recording... without jumping up and down every 3 minutes to edit.

Fisher's wireless remote electronic editor makes tape recording a pleasure. The CR4025 tape deck has a built-in wireless receiver that operates the deck's solenoid-actuated Pause mechanism. The remote control transmitter operates the Pause control instantly from up to 20 feet away. Relax, listen, and capture the selections you want to keep at the push of a button.

Zap! You eliminate any commercial or announcer's voice from your off-the-air FM broadcast recording... or skip any unwanted track on an album you're taping from.

Of course, this fantastic convenience wouldn't be worth much if you had to sacrifice performance. Fortunately, you don't — the CR4025 has the excellent frequency response and extremely low wow & flutter that you expect from Fisher, plus Dolby noise reduction for clean, noise-free recordings.

The Fisher CR4025 is priced at \$270* and is available at selected audio stores or the audio department of your favorite department store.

New guide to buying high fidelity equipment. Send \$2 for Fisher Handbook, with name and address to Fisher Corp., Dept. H, 21314 Lassen St. Chatsworth, Calif. 91311.

*Manufacturer's suggested retail value. Actual selling price is at the sole discretion of the individual Fisher dealer.

 **FISHER**

The first name in high fidelity.



At CIE, you get electronics career training from specialists.

If you're interested in learning how to fix air conditioners, service cars or install heating systems – talk to some other school. But if you're serious about electronics, come to CIE – The Electronics Specialists.

John E. Cunningham

**Special Projects Director
Cleveland Institute of Electronics**



My father always told me that there were certain advantages to putting all your eggs in one basket. "John," he said, "learn to do one important thing better than anyone else, and you'll always be in demand."

I believe he was right. Today is the age of specialization. And I think that's a very good thing.

Consider doctors. You wouldn't expect your family doctor to perform open heart surgery or your dentist to set a broken bone, either. Would you?

For these things, you'd want a specialist. And you'd trust him. Because you'd know if he weren't any good, he'd be out of business.

Why trust your education and career future to anything less than a specialist?

You shouldn't. And you certainly don't have to.

FACT: CIE is the largest independent home study school in the world that specializes exclusively in electronics.

We have to be good at it because we put all our eggs in one basket: electronics. If we hadn't done a good job, we'd have closed our doors long ago.

Specialists aren't for everyone.

I'll tell it to you straight. If you think electronics would make a nice hobby, check with other schools.

But if you think you have the cool — and want the training it takes — to make sure that a sound blackout during a prime time TV show will be corrected in seconds — then answer this ad. You'll probably find CIE has a course that's just right for you!

At CIE, we combine theory and practice. You learn the best of both.

Learning electronics is a lot more than memorizing a laundry list of facts about circuits and transistors. Electronics is interesting because it's based on some fairly recent scientific discoveries. It's built on ideas. So, look for a program that starts with ideas — and builds on them.

That's what happens with CIE's Auto-Programmed® Lessons. Each lesson uses world-famous "programmed learning" methods to teach you important principles. You explore them, master them completely... before you start to apply them!

But beyond theory, some of our courses come fully equipped with the electronics gear to actually let you perform hundreds of checking, testing and analyzing projects.

In fact, depending on the course you take, you'll do most of the basic things professionals do every day — things like servicing a beauty of a Zenith color TV set... or studying a variety of screen display patterns with the help of a color bar generator.

Plus there's a professional quality oscilloscope you build and use to "see" and "read" the characteristic waveform patterns of electronic equipment.

You work with experienced specialists.

When you send us a completed lesson, you can be sure it will be reviewed and graded by a trained electronics instructor, backed by a team of technical specialists. If you need specialized help, you get it fast... in writing from the faculty specialists best qualified to handle your question.

People who have known us a long time, think of us as the "FCC License School."

We don't mind. We have a fine record of preparing people to take... and pass... the government-administered FCC License exams. In fact, in continuing surveys nearly 4 out of 5 of our graduates who take

the exams get their Licenses. You may already know that an FCC License is needed for some careers in electronics — and it can be a valuable credential anytime.

Find out more! Mail this card for your FREE CATALOG today!

If the card is gone, cut out and mail the coupon.

I'll send you a copy of CIE's FREE school catalog, along with a complete package of independent home study information.

For your convenience, I'll try to arrange for a CIE representative to contact you to answer any questions you may have.

Remember, if you are serious about learning electronics... or building upon your present skills, your best bet is to go with the electronics specialists — CIE. Mail the card or coupon today or write CIE (and mention the name and date of this magazine). 1776 East 17th Street, Cleveland, Ohio 44114.



Patterns shown on TV and oscilloscope screens are simulated.

CIE Cleveland Institute of Electronics, Inc.

1776 East 17th Street, Cleveland, Ohio 44114
Accredited Member National Home Study Council

YES... John, I want to learn from the specialists in electronics — CIE. Send me my FREE CIE school catalog — including details about troubleshooting courses — plus my FREE package of home study information. PE-83

Print Name _____

Address _____ Apt. _____

City _____

State _____ Zip _____

Age _____ Phone (area code) _____

Check box for G.I. Bill information: Veteran Active Duty

Mail today!



Stereo Scene

By Ralph Hodges

PLAYING BY THE NUMBERS AND OTHER RUMINATIONS

AS I WRITE, the 61st Convention of the Audio Engineering Society is in full swing and the corridors of New York's Waldorf Astoria are abustle with convocations of the great, the near great, the just-getting-started, and the thoroughly bewildered. The energy level of this year's New York convention is exceptionally high, and the impetus seems to be the new digital recording techniques that are already impinging on the sound industry with perhaps unexpected vigor. The Soundstream digital mastering recorder, which is generally touted around by the company's chief executive, Dr. Thomas Stockham, seems to be everywhere these days, backing up direct-to-disc recording sessions, undergoing close scrutiny by the record-industry majors, and frequently winning the place of honor as *the* source for the master tape from an important recording project. 3M has sworn that initial deliveries of its fabulous 32-track recorder will have taken place by the time you read this. Also, the associated editing system, seen for the first time at this convention, is scheduled for availability later on in the year. Sony has managed to sneak a U-matic video recorder and a PCM adapter into a recent recording session of Beethoven's Ninth Symphony by the St. Louis Symphony. The digital system was plugged straight into CBS's mixing console; and while the results were not overwhelming, the Sony tape still managed to attract considerable interest. The Ampex people have yet to demonstrate an actual digital tape machine; but they are clearly close to it.

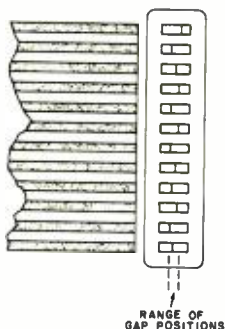


Fig. 1. Gap scatter makes phase-time errors between tape tracks.

The Quality Question. Now over the years "God's Gift to Audio" has appeared in various forms and guises, but no one has noticed that the big recording outfits like CBS, RCA, and Capitol are celebrating its advent to any extent. In the case of digital of course, we are hardly talking about a gift, because with the possible exception of RCA, virtually all digital purchases or rentals are going to come from outside sources. And they are going to cost. So why are the majors taking such a pointed interest in the problematic technology of digital recording at this time? I could be wrong, but I think we audiophile types may have finally succeeded in hounding them to death. The Angel division of Capitol Records has recently announced that it will take all its final production to Wakefield Manufacturing, a pressing plant in Phoenix, Arizona that has earned an enviable reputation for quality work. This is despite the fact that Capitol has its own pressing plants scattered about the country. Presumably Capitol has enough pop-music releases to keep them working at capacity. Still, Capitol's willingness to take its classical production "out of the house"—incurring significant additional costs, no doubt—is a very gracious admission of past problems and an encouraging sign of determination to do better. Other companies have made similar concessions.

God's Gift to Audio. At this point, when direct-to-disc and other activities of relatively small producers have raised the quality-consciousness of the major record companies to new highs, along comes digital with what seems to be the ideal way out. Digital is clean, and digital is quiet. It permits editing—very precise editing as we shall soon see—and retakes; and it evokes images of "Technology" with a capital "T." (In other words, it will look very good emblazoned on the front cover of a record jacket.) Direct-to-disc may be clean and quiet, but it permits none of the mechanical pro-

cesses to which the big companies have become accustomed in assembling the best possible performance. Hence, expensive or not, digital seems a godsend in a world in which consumers are becoming very particular about the technical quality of records they buy.

But is it actually a godsend? Let's look at two aspects of digital performance: one on the positive side of the ledger and the other (possibly) on the negative. The positive one occurred to me while puzzling over the magnificent violin sound on a tape of Copland's *Appalachian Spring* that was brought to the convention by 3M. The tape was initially recorded on 3M's 32-track digital mastering machine; and it certainly had many of the sonic "signatures" of a multitrack production: close-up perspectives on the orchestra, a relatively low content of ambient sound, some subtle discontinuities in the stereo image, etc. It was not, in other words, exactly the way I like to hear an orchestra reproduced. However, the violins and lower strings still sounded glorious in a way that I just don't associate with close-miked, multitrack recording sessions.

Explanation? Well, there's a hypothesis that I can't absolutely vouch for, but which seems to fit some of the facts. It goes like this.

Suppose you are conducting a multitrack recording session involving a large symphony orchestra. You send your assistants out to various positions right in front of the orchestra—and sometimes in its very midst—and have them set up microphones wherever they look right. When this process is completed, you may have as few as two or as many as six or more mikes directed at the violin section alone. At this point you may assign each of the violin mikes to its own track on the master tape recorder, or you may mix their outputs down into just a few tracks. But in any case, you know that sooner or later the contributions of all those mikes are going to have to be electrically mixed together in complex ways to create the final recording. And here—if you know what you're doing—is where you foresee trouble. All over the left-hand side of that orchestra, there are microphones picking up the same violin, but the mikes are not equally distant from that violin. The phase relationships between the outputs of those microphones become very interesting indeed; and, when they are electrically mixed, there are a host of severe or minor signal reinforcements and cancellations that, at worst, can reduce those

SAVE UP TO 50% ON PARTS.

Hobbyist or professional, there are probably a lot of circuits you build just for the fun of it. And a lot you'd *like* to build, but never get around to.

One reason is the cost of parts. Parts you buy for one project, but can't re-use... because you haven't time to take them carefully apart. Or because of heat and mechanical damage that occur when you do.

Now, there's an easier way that can save you big money on parts *and hours on every project*, as well. *Proto-Board® Solderless Breadboards*.

Now, assembling, testing and modifying circuits is as easy as pushing in—or pulling out—a lead. IC's, LED's, transistors, resistors, capacitors... virtually every kind of component... connect and interconnect instantly via long-life, nickel-silver contacts. No special patch cords or jumpers needed—just

MODEL	NO. OF TIE-POINTS	14-PIN DIP CAPACITY	SUGG. LIST *	OTHER FEATURES
PB-6	630	6	\$15.95	Kit - 10-minute assembly
PB-100	760	10	19.95	Kit - with larger capacity
PB-101	940	10	22.95	8 distribution buses - higher capacity
PB-102	1240	12	26.95	Large capacity, moderate price
PB-103	2250	24	44.95	Even larger capacity, only 27¢ per tie-point
PB-104	3060	32	54.95	Largest capacity, lowest price per tie-point
PB-203	2250	24	75.00	Built-in 1% regulated 5V 1A low ripple power supply
PB-203A	2250	24	124.95	As above plus separate 1/2 amp +15V and -15V internally adjustable regulated outputs

*Manufacturer's suggested list
Prices and specifications subject to change without notice

lengths of ordinary #22-30 AWG solid hookup wire.

Circuits go together as quickly as you can think them up. And parts are re-usable, so as your "junk box" builds, you build more and more projects for less and less money.

Before you invest in your next project, invest in a CSC breadboard.

NEED MORE INFORMATION? CALL 203-624-3103 to order, or for the name of your local distributor. Prices slightly higher outside USA

CONTINENTAL SPECIALTIES CORPORATION



Corporate Headquarters:
Continental Specialties Corporation
70 Fulton Terrace, Box 1942, New Haven, CT 06509
351 California St., San Francisco, CA 94104
(415) 421-8872, TWX 910-372-7992
Europe, Africa, Mid-East: CSC UK LTD.
Shire Hill Industrial Estate, Units 1 and 2
Saffron Walden, Essex CB 11 3AQ
Telephone SAFFRON WALDEN 21682
Telex: 817477

CIRCLE NO. 13 ON FREE INFORMATION CARD

© 1978, Continental Specialties Corporation



glorious string choruses to the sound of an average soprano with a bad cold.

So you do a preliminary mix, just to get an approximation of the way you hope the final record will sound. As necessary while doing this, you move microphones to reduce interference and perhaps subtract or add a few. Then you roll some tape so that the conductor and others can come back into the control room to hear how it's all working out. Finally, once they've given their approval, the session gets down to business trying to produce some acceptable outtakes.

With the session successfully completed, you hop a plane back to wherever your studio headquarters are located and begin to mix the multitrack tape. But suddenly there is trouble; the approved mix doesn't sound right in the mix-down room. Why? Because, although you paid close attention to microphone positioning at the session itself, you had no control whatever over lack of gap colinearity in the multitrack head stacks (Fig. 1). Such a lack of colinearity is called "gap scatter," and even the best tape heads have some, but never in exactly the same pattern, of course. So here you are, back home, trying to mix your tape on an entirely different machine (you have presumably left the session recorder back in the orchestra's home city for reuse in the next session), and its differing pattern of gap scatter is giving you much the same trouble with phase-interference effects that you suffered with microphone placement.

Digital really comes to the rescue here. The gap-scanter problem on something like the 3M 32-track machine, would have to be at least an order of magnitude worse to have any effect on its operation. This is because the rate at which information is retrieved from the tape depends not on whether one gap in the head stack leads or lags another, but on the intervals defined by a carefully controlled clock frequency. If one gap "reads" the tape a little ahead of another, no problem. The system will place the signals from *all* the gaps into memory and release them, with precise simultaneity, when the clock so directs. This means that, for the first time, one studio tape recorder can be functionally identical to any other. What's more, gap-scanter problems between the record and playback heads of a single machine are also taken care of.

A Slight Difficulty. Now, although we can show that any digitized signal we manage to get on a tape is almost literal-

ly carved in stone, getting the signal on to the tape is quite another story. Take, for example, a 20-kHz signal that we want to record on a digital system with a 40-kHz sampling rate (all the practical digital audio-recording systems have a higher sampling rate than this, but not all that much higher). Figure 2 shows the 20-kHz waveform and the points along it that are quantized by the recording system. (These quantization points could occur anywhere along the waveform, depending only on how the evolution of the waveform synchs with the clock rate.) The second part of Fig. 2 shows the output, before low-pass filtering, of the D/A converter we are using to retrieve the signal. Note that there is an amplitude error "built into" the recording. The third part of the figure illustrates the output of the low-pass filter, with an obvious shift in the zero crossing of the waveform—a phase shift, that is.

Digital systems introduce these amplitude and phase errors in a relatively random fashion. The only thing certain is that their occurrence and probability of severity increase as the input-signal frequency approaches the sampling rate. Analog audio systems introduce them with fair predictability. They can be measured and plotted in the form of frequency-response curves and group-delay characteristics. Those authorities inclined to worry about phase/time dislocations are particularly concerned over gradually evolving standards that would seem likely to peg the sampling rate of professional digital recording systems somewhere in the neighborhood of 50 kHz. This is too low a rate, they believe, and the resulting ambiguities in quantization at the highest audio frequencies are certain to show up as intermodulation-distortion products well within the audio band.

How do they account for the easy tolerance most humans have exhibited for similar effects during the analog era? Some think that the other conspicuous

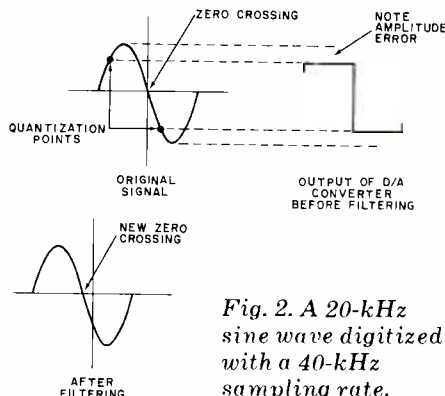


Fig. 2. A 20-kHz sine wave digitized with a 40-kHz sampling rate.

faults of analog recording systems have masked these aberrations, but that the superior overall performance of digital systems will bring them right out in the open for all to hear. Another camp proclaims that the randomness with which these distortions will come and go in a digital system is sure to become an irritant. In other words, everything will be fine at one moment and terrible at the next. But all seem agreed that we deserve something better than the present proposals for digital standards, the idea being that the technology is too good to be introduced in a half-baked form, and that we risk widespread consumer rejection if we don't take preliminary pains to ensure that everything works as well as it can.

I hope you've notice that I have been careful to avoid taking a stand on this issue. In general I have been quite happy with what I have heard from the professional studio recorders that employ digital techniques. I am almost equally satisfied with the PCM disc and video-cassette systems that are intended for consumer use (and which have come in for a much greater amount of preliminary criticism than the professional tape systems). Granted that an open demonstration of these systems before audio professionals would be handled in a rather painstaking way, and any recorded material that did not measure up to standards would be scratched. Yet some of the digital machines have behaved superbly in actual recording sessions, during which there is no time to sort out difficulties in the hardware. Thus it seems to me that neither the pro's nor the con's have constructed an irrefutable case as yet.

Standards. The critics of digital recording want standards that will ensure—or at least permit—evolution or recording systems to encompass significantly higher sampling rates and bit density. Those who favor digital want to get on with it. Neither group is having its way at the moment because an importer (from Europe) of high-quality *analog* recording equipment has successfully shut down the activities of the Audio Engineering Society's committee on digital standards with a court injunction claiming restraint of trade. Is this individual protecting us from our own worst inclinations, or is he merely trying to strengthen his own market position? I certainly don't know, but I would like to. And the rest of you would certainly not be ill advised to take an interest in this question also. ◇

The New Realistic® High-Power, 3-Way Speaker for Sensational Autosound!

6x9" Woofer! 2-3/4" Midrange! Solid-State Tweeter!



A car speaker like no other. Why? We gave it a big woofer with a 1¼-pound magnet and a 4-layer voice coil for deep and powerful bass — without cone breakup and distortion. For midrange realism, we built-in a separate coaxial cone with its own magnet and 4-layer voice coil. And for brilliant high frequencies, we added a piezoelectric tweeter with solid-state reliability, simplicity and freedom from distortion. The result? True hi-fi quality in a system handling up to 60 watts RMS, yet efficient enough for moderate power amplifiers. Manufactured by Radio Shack in *our own* Fort Worth factory. Ask for #40-1256 and drive a thunderous bargain at 49.95* each.


*Retail prices may vary at individual stores and dealers

Heavy-duty acoustically transparent grill included!

"Installing my Realistic speakers was easy — all mounting hardware and instructions were included."



Another Great Value — Our High-Power Two-Way Speaker. Same great looks and power capacity, but with a dynamic-type tweeter, at \$10.00 less. #40-1255. Just 39.95* each.



FREE '79 Catalog!

See what's really new in electronics. Bigger and more colorful than ever — 176 pages, over 2000 exclusive items!



Sold Only Where You See This Sign.

Radio Shack®

A Division of Tandy Corporation, Fort Worth, Texas 76102



Julian Hirsch Audio Reports

basic stereo power amplifier provides 75 W/ch at 0.02% THD



The new Hitachi Model HMA-7500 basic power amplifier is rated to deliver 75 watts/-


channel into 8 ohms from 20 to 20,000 Hz with no more than 0.02% total harmonic distortion. It uses high-power MOSFET output transistors instead of the customary bipolar devices. The FET (field effect transistor) offers several major advantages over bipolar transistors, including high linearity, extremely fast switching time, and high input impedance.

The amplifier measures 17¼"W X 14"D X 6½"H (43.8 X 35.5 X 16.5 cm) and weighs 34.8 lb (15.8 kg). Optional handles are supplied. Suggested retail price is \$500.

General Description. The most prominent physical feature of the amplifier is a pair of large, well-lighted power meters on the front panel. They are logarithmically calibrated over a range from 0.1 to 200 watts (based on 8-ohm loads) and respond fast enough to follow program peaks. Separate pushbutton switches energize two sets of speaker outputs. A toggle power switch and a headphone jack complete front-panel features.

On the rear apron are the input jacks, binding-post speaker terminals, a single unswitched ac outlet, and a slide switch labelled NORMAL and DC. In the first position, the switch inserts a capacitor into the signal input path. In the DC mode, the amplifier is completely direct-coupled from input to output (including all internal feedback paths). Internal sensing circuits actuate a relay that cuts off the speaker outputs if any significant dc potential appears at the amplifier's output. (The latter might occur if the drive is from a signal source that has a leaky output coupling capacitor or if too great a signal amplitude is applied to the inputs.)

Since the power MOSFET is a high-



MOSFET output transistors simplify circuitry in the Hitachi HMA-7500 stereo power amplifier

impedance device and is driven by a voltage instead of a current, the HMA-7500's circuitry differs considerably from that of the typical bipolar-transistor power amplifier. In the latter, much of the circuitry is devoted to stabilizing the operating conditions of the transistors against temperature changes and protecting the output

outputs clipped at 88½ W/ch into 8 ohms

transistors against damage from thermal runaway or excessive drive. The MOSFET, on the other hand, is inherently stable and free from runaway and secondary breakdown problems. As a result, the circuits of the Model HMA-7500 are unusually simple.

The amplifier has a differential bipolar transistor input stage, which is followed by a differential driver stage with an active collector load (so-called "current mirror" operation). This latter stage drives the complementary output MOSFETs directly. The overall negative feedback goes from the out-

put to the second input of the input differential stage.

Hitachi and several other amplifier manufacturers believe that very low frequency transients in one channel of an amplifier, which can also affect the supply voltages on the other channel, are responsible for crosstalk effects that can cause a "wandering" of the stereo image. The most obvious solution is to power each channel from its own power supply. This is what Hitachi has done in the Model HMA-7500, providing separate power transformers, rectifiers, and filters for the ±52 volts supplied to the output stage of each channel. Second windings on each transformer are combined to feed a common rectifier and voltage regulators that supply ±12 volts and ±58 volts to the low-level stages of both channels. Since these stages operate in class A mode, their current drain is constant.

Laboratory Measurements. The characteristics of a MOSFET power amplifier are so different from those of a conventional bipolar power amplifier that few of our test results followed a familiar pattern. For example, following a one-hour preconditioning period

step up to antenna specialists quality...



25th anniversary

our Silver Sale! makes it easy!

For over a quarter century, buying the very best CB antenna has meant buying Antenna Specialists. From superior materials, like resilient 17-7 PH stainless steel whips – to superior engineering, like the cool running coil in the famous "Big Momma" – these are the finest antennas money can buy. Only now you can buy them for less! Because your Antenna Specialists dealer is offering big 25th Anniversary savings on over a dozen of our newest and most popular models. It's a silver opportunity to move up to the stripes of quality... so see your dealer today!



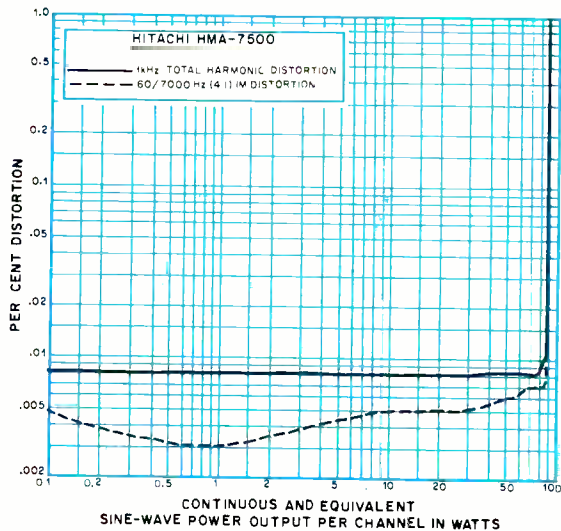
New "customized" look!
Model M-500 sidebody mount.
top loaded fiber glass whip
with super performance.



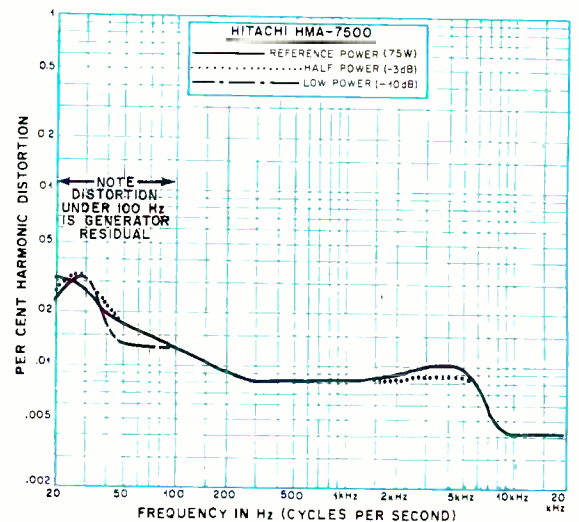
the antenna specialists co.

a member of The Allen Group Inc.
12435 Euclid Ave. Cleveland, Ohio 44106
Export: 2200 Shames Drive, Westbury, L.I., New York 11590
Canada: A. C. Simmonds & Sons, Ltd.

CIRCLE NO. 22 ON FREE INFORMATION CARD



THD and IM distortion at 8 ohms.



Percent harmonic distortion at three power levels.

at 25 watts output, the amplifier was barely warm. Outputs clipped at 88.5 watts/channel when driving 8-ohm loads at 1000 Hz (for an IHF clipping headroom rating of 0.72 dB). Into 4 and 16 ohms, the amplifier delivered 93 and 48 watts, respectively. IHF dynamic headroom rating was 1.25 dB, since the amplifier was able to deliver 100 watts for short periods.

Input sensitivity was 0.11 volt for a reference output of 1 watt, while out-

slew factor was 16½...
most amps are pressed
to achieve 2 or 3

put noise was below our measurement limit of 100 microvolts (-90 dBV). The input resistance of 50,000 ohms was shunted by 200 picofarads of capacitance.

The wide frequency range of the MOSFET was effectively demonstrated by the amplifier's low-level frequency response and its IHF slew factor. The frequency response was flat within ±0.1 dB from dc to about 50,000 Hz and was down 1.5 dB at 200 kHz and 6 dB at 500 kHz. With the input switch set to NORMAL, the low-end response was down only 1 dB at 5 Hz.

The slew factor is measured by driving the amplifier to rated power at 1000 Hz and maintaining the same input level while increasing the frequency until the distortion in the output reaches 1%. We were unable to make

distortion measurements above the audio range, but we watched the waveform on an oscilloscope and did not see any departure from a sinusoid up to 330 kHz. Assuming that to be the 1% distortion point, the slew factor was 330/20, or 16.5. Since most amplifiers are pressed to achieve a slew factor of 2 or 3, this suggests that the HMA-7500 will be unlikely to suffer from any kind of transient intermodulation distortion caused by its ability to deliver substantial power outputs at very high frequencies.

We are accustomed to finding amplifiers with less distortion at low frequencies than that of our Radford oscillator (which has figures of about 0.01% at 100 Hz to 0.25% at 20 Hz).

However, most amplifiers reveal a definite increase in distortion at the higher audio frequencies. In the case of the HMA-7500 amplifier, the low-end distortion followed the expected pattern, and the distortion remained at a fixed 0.008% from 300 to 5000 Hz at any power level from 7.5 watts to the rated 75 watts. Beyond 5000 Hz, the distortion dropped to 0.004% at 10,000 Hz and up. This was consistent with the amplifier's behavior in the slew factor tests, but was nevertheless surprising.

At 1000 Hz, distortion was a constant 0.008% from 0.1 to 80 watts output and 0.012% at 90 watts, just as clipping occurred. IM distortion was 0.003% to 0.005% from less than 1

Performance Specifications

Specification	Rating	Measured
Continuous output, 8 ohms, 20-20,000 Hz	75 W at 0.02% THD	Confirmed
Power bandwidth (IHF) at 50% rated output	5 to 100,000 Hz at 0.05%	Not measured
Frequency response (DC) (at 1 watt output)	Dc to 200,000 Hz +0/-1 dB	Dc-200,000 Hz +0/-1.5 dB
(NORM)	6 to 200,000 Hz +0/-1 dB	5 to 200,000 Hz +0/-1.5 dB
Input sensitivity	1 volt	0.11 V/1 W (50k) (equiv. 0.95 V/75 W)
Channel separation	100 dB (1000 Hz, input shorted)	20 Hz: 115 dB 1000 Hz: 100 dB 20,000 Hz: 87 dB (1000-ohm input term.)
S/N ratio (IHF-A)	120 dB	Better than 90 dB re 1 W (equiv. better than 109 dB re 75 W) Measurement limit
Speaker impedance	4-16 ohms	—

Why you should buy a digital multimeter from the leader in digital multimeters.


If you're shopping for your first multimeter, or moving up to digital from analog, there are a few things you should know.

First, look at more than price. You'll find, for instance, that the new Fluke 8020A DMM offers features you won't find on other DMMs at any price. And it's only \$169.*

Second, quality pays. Fluke is recognized as the leading maker of multimeters (among other things) with a 30-year heritage of quality, excellence and value that pays off for you in the 8020A.

Third, don't under-buy. You may think that a precision 3½-digit digital multimeter is too much instrument for you right now. But considering our rapidly changing technology, you're going to need digital *yesterday*.

If you're just beginning, go digital.



Why not analog? Because the 8020A has 0.25% dc accuracy, and that's *ten*

times better than most analog meters.

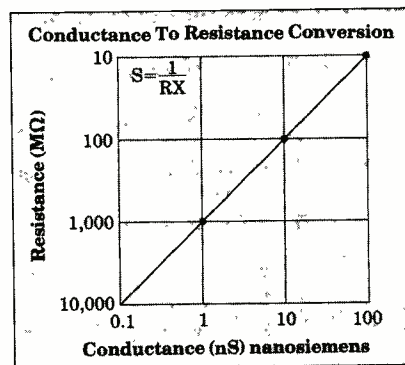
Also, the 8020A's digital performance means things like 26 ranges and seven functions. And the tougher your home projects get, the more you need the 8020A's full-range versatility and accuracy. The 8020A has it; analog meters don't.

If you're a pro.

You already know Fluke. And you probably own a benchtop-model multimeter.

Now consider the 8020A: smaller in size, but just as big in capability. Like 2000-count resolution and high-low power ohms. Autozero and autopolarity. And the 8020A has 3-way protection against overvoltage, overcurrent and transients to 6000V!

Nanosiemens?



Beginner or pro, you'll find the meter you now have can't measure nanosiemens. So what? With the 8020A *conductance* function, you can measure the equivalent of 10,000 megohms in nanosiemens. Like capacitor, circuit board and insulation leakage. And, you can check transistor gain with a simple, homemade adapter. Only with the 8020A, a 13-oz. heavyweight that goes where you go, with confidence.

What price to pay.



\$169.*

Of course, you can pay more. Or less. In fact, you could pay almost as much for equally compact but more simplistic meters, and get far less versatility. And, the 8020A gives you the 'plus' of custom CMOS LSI chip design, and a minimum number of parts (47 in all). All parts and service available at more than 100 Fluke service centers, worldwide. Guaranteed, for a full year.

Rugged. Reliable. Inexpensive to own and to operate; a simple 9V battery assures continuous use for up to 200 hours.

Where to buy.

Call (800) 426-0361 toll free. Give us your chargecard number and we'll ship one to you the same day. Or, we'll tell you the location of the closest Fluke office or distributor for a personal hands-on feel for the best DMM value going.

*U.S. price only

Fluke 8020A DMM for Home Electronics Experts: \$169



CIRCLE NO. 56 ON FREE INFORMATION CARD

Product Focus

The MOSFET has some powerful advantages over bipolar transistors, including its inherent linearity, wide frequency response, fast switching speed, and freedom from thermal runaway effects and secondary breakdown. For some time, MOSFET applications were limited to low-level r-f and audio stages, but several years ago a type of transistor known as the "vertical FET" (or VFET) made its appearance. It combined the basic characteristics of the lower power MOSFET with a high power handling ability and has been used in a few amplifiers. The VFET is an expensive device to manufacture and has not made much headway in penetrating the lower-price ranges of consumer hi-fi equipment.

Hitachi has succeeded in developing a MOSFET with different internal construction from that of the VFET. Its power MOSFET is now available in fully complementary forms for use in audio output stages. In the Model HMA-7500 power amplifier, the MOSFET's extreme linearity is evidenced by very low distortion, which our measurements revealed to be entirely second harmonic (and thus the least offensive from a musical standpoint). The frequency response of a power MOSFET extends into the megahertz region, compared to bipolar power transistors whose gain falls rapidly even in the upper part of the audible range.

With this wide frequency range comes

a high switching speed, which gives the power MOSFET its ability to generate high power at ultrasonic frequencies with very low distortion when compared to any bipolar device. Since the MOSFET is inherently stable and will not "self destruct" from thermal runaway, many of the circuit components that serve to protect the output transistors in a conventional amplifier are not needed in a MOSFET amplifier. The high gain and high input impedance of the power MOSFET give it many of the properties of vacuum tubes, with a corresponding reduction in overall circuit complexity.

Hitachi's use of power MOSFETs in the Model HMA-7500 has resulted in an amplifier with virtually ideal properties. It is relatively immune to damage from overdriving; does not overheat (in fact, it runs far cooler than most amplifiers we have tested); and even if it did get hot, the output devices would not be in danger of destruction. Presumably, the Hitachi MOSFET process is capable of a higher yield (and therefore a lower per unit cost) than the current VFET manufacturing process. If this proves to be the case, we can look forward to seeing these devices in lower-priced amplifiers. While the Model HMA-7500 is by no means inexpensive, one should realize that, in addition to using the MOSFETs, it is a heavily constructed, deluxe amplifier with two separate power supplies.

(eliminated by the time-delay circuit that keeps the speakers disconnected until the amplifier has been on for about seven seconds and all transients have decayed), or hiss and hum (which are unmeasurable as well as inaudible).

Although Hitachi recommends that the amplifier be operated in its dc mode unless a dc offset voltage is known to be present in the input signal, there is no particular advantage to doing this. When operated in the dc mode, it can cause some baffling apparent malfunctions in the system. For example, when we inserted certain accessories between the preamplifier and the power amplifier, the outputs remained silent. At first, we thought a cable had come off or that some component had failed. We soon found, however, that the "fault" was caused by a very low-level dc leakage in the output of the device connected to the amplifier that activated its protective circuit. When we switched to NORMAL, all was well. Since there is no signal indicator to notify the user that the protective circuit has been activated, one has no clues to the cause of the silence. (The power meters indicate zero under this condition, since they are driven by the speaker outputs.)

For a 75-watt/channel amplifier, the Hitachi HMA-7500 is far from inexpensive. On the other hand, even though one can buy a more powerful amplifier, we doubt that there are any that are "better" in any substantive respect. We are agnostic on the matter of the audibility of transient-intermodulation (TIM) or slew-induced distortion under real-world listening conditions, as readers might know. However, true believers may find solace in the thought that this amplifier can deliver a healthy power output in the range of hundreds of kilohertz and will certainly not be fazed by any signal reaching it from an audio source.

CIRCLE NO. 101 ON FREE INFORMATION CARD

watt to about 50 watts. It reached 0.007% at 90 watts. The distortion, in all cases, was purely second-harmonic. We never detected any higher-order distortion components.

Channel separation measured 100 dB at 1000 Hz, exactly as rated. We drove one channel, terminated the input of the other in an IHF standard of 1000 ohms, and measured the output of the undriven channel. At 20 Hz, the separation was 115 dB; and at 20,000 Hz, it was 87 dB. No doubt this extreme isolation can be credited, at least in part, to Hitachi's use of entire-


ly separate power supplies for the two channels. The power meters were about as accurate as most we have seen. Typical errors were 30% to 40%, but the fast response of the pointers made the meters useful indicators of output power.

User Comment. We could detect no audible differences between the Hitachi Model HMA-7500 and other fine amplifiers to which we compared it. The Hitachi amplifier is completely free of any unwanted sound, whether it be a turn-on or turn-off transient

the Akai PRO-1000 is a "semiprofessional" three-speed, open-reel tape recorder



The Akai Model PRO-1000 is a deluxe open-reel stereo tape recorder whose features and performance bridge the gap between good home recorders and true professional equipment. As such, it is an excellent example of a genuine "semiprofessional" tape recorder.



fact: dramatic freedom from distortion comes to a mid-priced cartridge: the new Shure M95HE...

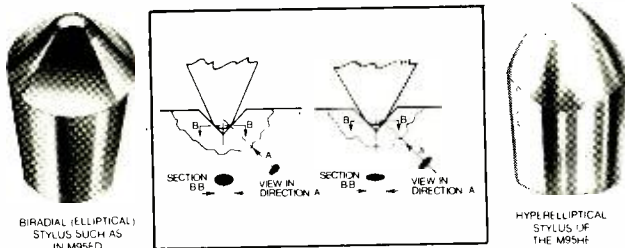
the Shure M95HE



an affordable, audible improvement

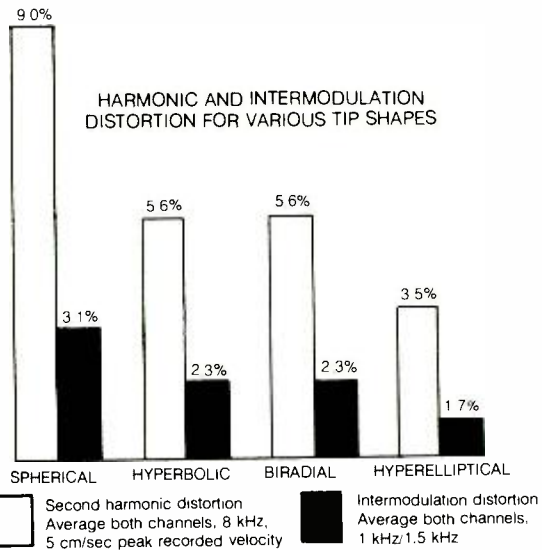
One of the critically acclaimed advances introduced in Shure's incomparable V15 Type IV pickup is its revolutionary and unique distortion-reducing Hyperelliptical stylus. Now, you can enjoy this standard of sound purity in a new, ultra-flat frequency response, light tracking, high trackability cartridge that will not tax your budget: the new Shure Model M95HE.

the Hyperelliptical stylus tip



The Hyperelliptical nude diamond tip configuration represents a significant advance in tip design for stereo sound reproduction. As the figures show, its "footprint" (represented by black oval) is longer and narrower than the traditional Biradial (Elliptical) tip-groove contact area. Because the Hyperelliptical footprint geometry is narrower than both the Biradial and long-contact shapes such as the Hyperbolic, it is pre-eminent for reproduction of the stereo-cut groove.

SEND FOR FREE BROCHURE AL600:



a measurable drop in distortion

As a result of the optimized contact area of the Hyperelliptical tip, both harmonic distortion (white bars in graph above) and intermodulation distortion (black bars) are dramatically reduced.


upgrade your present M95 If you already have a Shure M95 Series Cartridge, you can improve its freedom from distortion right up to the standards of the new M95HE cartridge simply by equipping it with a Model N95HE stylus. The cost is extraordinarily low — yet the difference in sound will be immediately apparent. Takes only seconds to install — requires no tools whatsoever.

M95HE cartridge & N95HE stylus



Shure Brothers Inc., 222 Hartrey Ave., Evanston, IL 60204
In Canada: A. C. Simmonds & Sons Limited
Manufacturers of high fidelity components, microphones, sound systems and related circuitry.

CIRCLE NO. 49 ON FREE INFORMATION CARD



tape transport and electronics are housed in separate portable sections

The PRO-1000 is a three-speed recorder that accommodates 10½" (26.6 cm) reels and operates at 15, 7½ and 3¾ ips (38, 19, and 9.5 cm/s). It is designed for two-track recording and playback, although it also has a separate quarter-track playback head to give it compatibility with tapes recorded in that format. The recorder also has extensive input mixing facilities and front-panel controls for adjusting the bias and recording equalization to match any specific tape.

The PRO-1000 is packaged in a "portable" form consisting of two units, each with handles and a cover to protect it in transit. The exterior of the recorder is covered in black leather-grain vinyl. The tape transport section measures about 19"W × 16¼"H × 11"D (486 × 412 × 284 mm) and weighs 62¼ lb (28.3 kg). The amplifier section is 19"W × 12"D × 9"H (486 × 231 × 309 mm) and weighs 22½ lb (10.2 kg). The two units are joined by three cables that allow them to be placed side-by-side or with the transport atop the amplifier. Suggested retail price is \$1995.

General Description. Front panels of the Model PRO-1000 are finished in satin aluminum with contrast-

ing black knobs whose large index arrows make their settings visible at a glance. The tape is driven by a dual capstan system, with a servo-controlled ac motor, that maintains a constant tape tension across the heads for minimum flutter. Tension arms on both sides of the heads control tape movement during start-up and shut-off. The arms also stop the transport when the tape runs out or if it should break. Each reel is driven by its own six-pole eddy-current motor.

The tape transport has a button on the control panel to adjust reel tension for either 10½" or 7" reels. Other pushbuttons are provided for selecting tape speed, controlling ac power to the entire recorder, and activating the AUTO PLAY system. The last switches the machine from fast forward or rewind to play at a point where a piece of conducting foil is attached to the back of the tape. Removable hub adapters for large-hub 10½" reels are supplied, as is a 10½" metal reel that is stored in the transport's cover. The cover over the tape heads is hinged for easy access to adjust and clean the heads.

Other pushbuttons control the transport solenoids. They include the usual basic tape-speed and direction selectors, a REC (recording) button with a red indicator light, and a PAUSE button with a yellow light. A CUE button allows a partial contact between the tape and the heads during fast winding so that recorded portions can be located easily. In this mode, the output level is automatically reduced by 15 dB to prevent tweeter burnout, since signal levels in the ultrasonic range can be generated. On the back of the transport unit are two unswitched ac outlets, the line cord, a

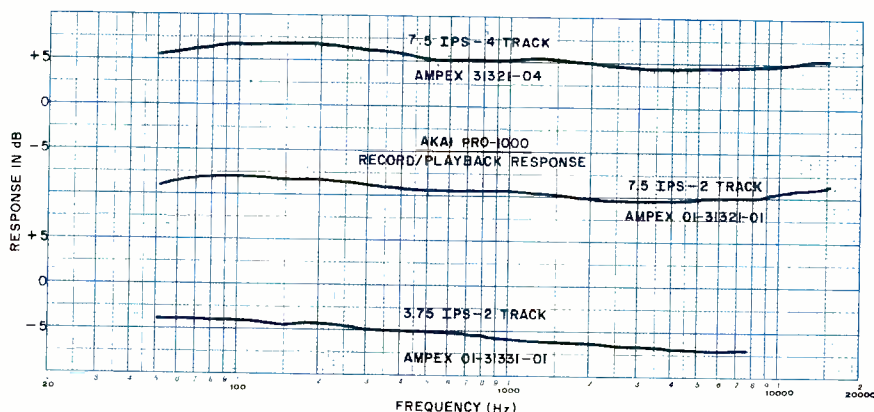
socket for a remote-control accessory, and three integral cables whose plugs mate with connectors on the amplifier unit.

The amplifier unit has four separate inputs, each with its own recording-level control, and a master recording-level control. Each level knob has a concentric metal ring that functions as a preset stop mechanism. The ring

four separate inputs provide mixing flexibility

can be set to any point of a knob's rotation; and when that point is reached, a definite resistance to the knob's movement is felt. The knobs normally have a very light, effortless "feel." This makes it very easy to drop the recording gain on any input to zero and fade it in smoothly to the desired preset level without having to look at panel markings.

Each of the four recording inputs has a three-position switch that connects it to either a LINE or a MIC input. The third position introduces a 20-dB attenuation into the microphone circuit to prevent amplifier overload on very loud program material. INPUT 1 and INPUT 4 go to the left and right channels, respectively. However, the INPUT 2 and INPUT 3 signals can be positioned anywhere on the stereo stage, from full left to full right, by means of their individual PAN POT controls. The latter have center detents for a mono (center-channel) placement. Dots on either side of center correspond to a placement 45° off-center.

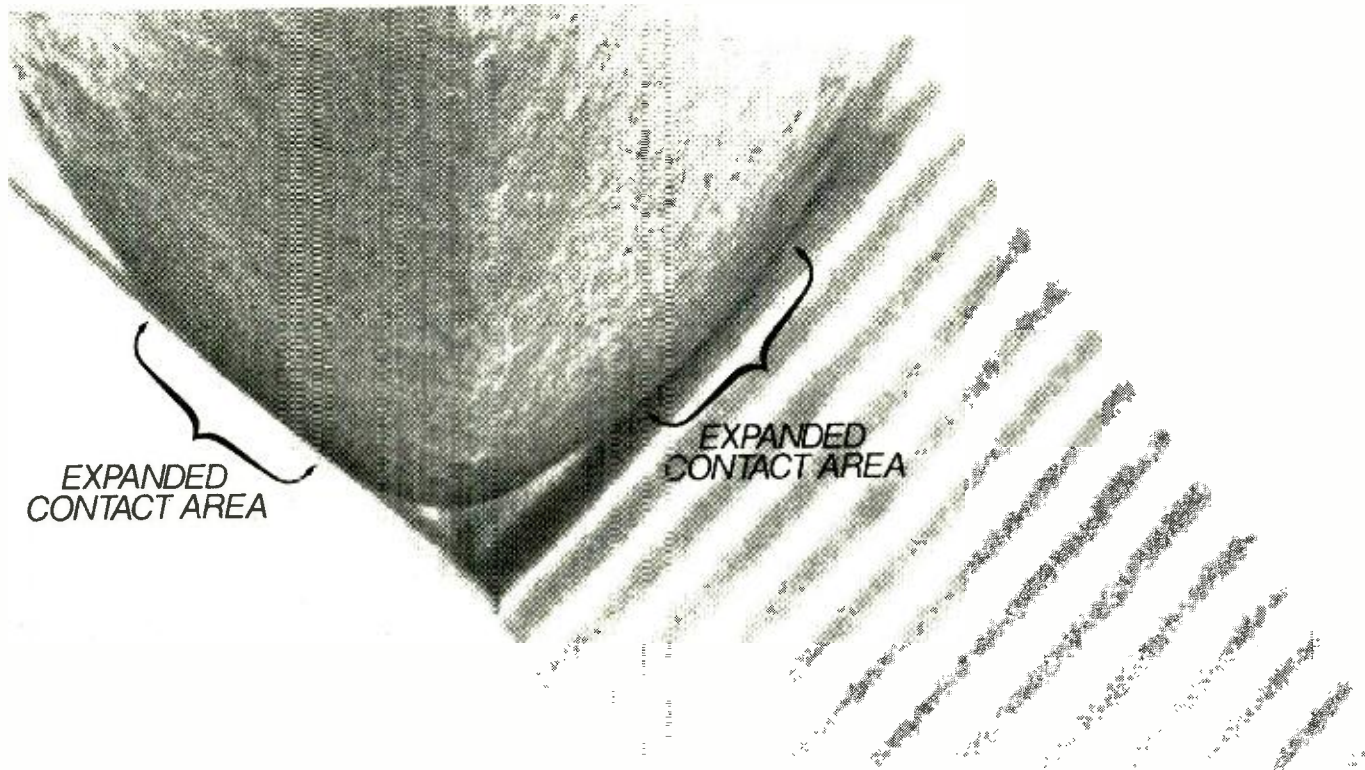


Playback responses at 7½ ips on 4 and 2 tracks and at 3¾ ips on 2 tracks.

PROFESSIONAL

The New #1 in Professional Applications....

Stanton's Calibrated 881S Cartridge



Scanning Electron Beam Microscope photo of Stereohedron stylus. 2000 times magnification. Brackets point out wider contact area.



Mike Reese of the famous Mastering Lab in Los Angeles says: "While maintaining the Calibration Standard, the 881S sets new levels for tracking and high frequency response. It's an *audible* improvement. We use the 881S exclusively for calibration and evaluation in our operation."

No wonder this cartridge has achieved such dominance so swiftly. It has design, engineering and quality features that no other cartridge has. Stanton's new Professional Calibration Standard 881S cartridge is designed for maximum record protection. This requires a brand new tip shape, the Stereohedron,TM which was developed for not only better sound characteristics but also the gentlest possible treatment of the record groove. This cartridge also possesses a revolutionary new magnet. It is made of an exotic rare earth compound which, because of its enormous power, is far smaller than ordinary magnets.

Stanton guarantees each 881S to meet its specifications within exacting limits. The most meaningful warranty possible, individual calibration test results come packed with each unit.

Whether your usage involves recording, broadcasting or home entertainment, your choice should be the choice of the professionals...the STANTON 881S.

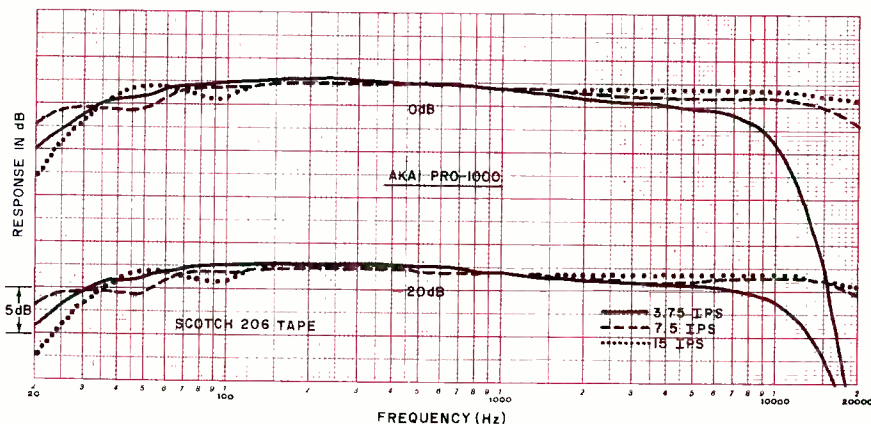
For further information write to Stanton Magnetics, Terminal Drive, Plainview, New York 11803.

© STANTON 1979



STANTON!

The choice of the professionalsTM



Frequency responses at 0 and -20 dB for Scotch 206 tape at three speeds.

The PLAYBACK knob is similar in size and appearance to the recording level controls. The ring around it, however, is the playback level control for the right channel—not a preset stop. This permits the playback levels in the two channels to be adjusted independently. A detent at the center of rotation gives the reference playback level of zero VU (0.775 V) from a signal recorded at zero VU. The two large illuminated meters serve a triple function. They have separate scales for VU and PEAK levels, as selected by a knob to the right of the meters. In the VU mode, the meters have the ballistic characteristics specified for VU meters. The VU scale covers the prescribed range from -20 to +3 dB, while the PEAK scale is logarithmic over a range of -40 to +5 dB. A sine wave that indicates 0 VU will read -8 dB on the PEAK scale. The PEAK readings can be used as an accurate indication of recording level, with the assurance that program peaks that do not exceed a 0-dB reading will not overload the recording.

The third position of the METER switch is labelled BIAS. In this mode, the meters indicate relative bias current, which is adjustable separately for the two channels. The nominally correct bias is at zero (center) on the meter scale. There is a range of $\pm 40\%$ about the zero point. The bias controls are center-detented at the point corresponding to a zero percent meter reading, which is the factory-set level for optimum performance with Scotch 206 tape. Two knobs labelled EQ are for adjusting the recording equalization. They are calibrated from 0 to 10 and are detented at the center setting of 5, which is also the optimum equalization for Scotch 206 tape. The instruction manual lists the recom-

mended BIAS and EQ settings for some 20 popular tapes. (Of course, with an external oscillator, one can adjust the deck for any tape, using these controls.)

Product Focus

Among the more interesting features of the Akai Model PRO-1000 open-reel tape recorder are its front-panel controls for adjusting recording bias and equalization and its AUTO PLAY system. Although the importance of matching the bias closely to the tape requirements is recognized by users and manufacturers of cassette recorders, it has been little publicized in relation to open-reel recorders for the home. This is probably because bias is much less critical for open-reel recording than it is for the cassette medium. Although the necessary adjustments are generally available within the machine, as a rule they are not made accessible to the consumer, who rarely has the equipment, know-how, or actual need to optimize the bias.

In true professional recorders, where every bit of performance must be extracted from the tape, the bias adjustment is accessible for trimming prior to any major recording session to match the particular tape being used. In the model PRO-1000, the adjustments are accessible on the front panel, and the instruction manual tells where to set them for each type of tape.

The other important factor in optimizing tape recordings is the recording equalization. This is conveniently ignored in virtually every home tape deck we have seen. The internal factory-set adjustments are assumed to be sufficiently close to ideal. As a rule, they are, but when one wishes to obtain the flattest possible frequency response with very low noise and distortion, the equalization characteristics cannot be ignored. The PRO-1000 is the first consumer tape recorder we can recall that places the

A stereo headphone jack is provided. It is driven from its own amplifier stage, which is rated to deliver up to 50 mV into 8-ohm loads. The headphone level control operates on the playback signals after their level has been set with the PLAYBACK control. (It does not affect the LINE outputs.)

The remaining controls include a MONITOR switch for channeling either the incoming (SOURCE) or playback (TAPE) signals to the LINE outputs and the headphones, and a switch that selects either the half- or quarter-track playback head. A small knob permits the recording and playback equalization to be simultaneously changed to match the tape speed.

On the rear of the amplifier unit are four phono jacks for the LINE inputs and four $\frac{1}{4}$ " (6.35-mm) phone jacks

(Continued on page 38)

equalization and bias controls on the front panel. The user is not encouraged to do more than set them to the positions recommended for the tape being used. But anyone who has an inexpensive audio oscillator can learn much about the interrelationship of bias and equalization and their effect on the recorder's overall performance by experimentation.

The AUTO PLAY feature is somewhat similar to the "auto-stop" devices used on a number of tape recorders. Its actual function and purpose, however, are totally different. On some tape decks, the metallic foil attached to the back of a tape can close a contact to stop the tape at normal playing speed or sometimes to reverse the tape's direction so that all four tracks of a quarter-track stereo tape can be played without interruption or interchanging reels. In the PRO-1000, its chief application will be for playing master-wound tapes, which are normally stored in a fully wound state and must be rewound before being played. This is done because the tape winds more evenly on the reel at normal operating speed than in its fast operating modes. Master tapes are normally stored in the wound condition and must be rewound just prior to being played.

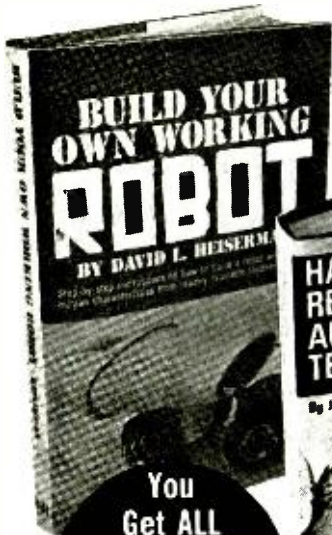
As used in the Model PRO-1000, the AUTO PLAY system (which operates from both fast speed modes) can be set so that the master-wound tape is loaded and put into rewind. At the beginning of the reel (where the metallic foil has been previously attached), the tape comes to a stop and automatically enters the playback mode. The convenience of this feature to anyone who normally stores his tapes in a wound condition is obvious.

An Extraordinary Offer to introduce you to the benefits of Membership in



ELECTRONICS BOOK CLUB

invites you to take
this 1,302-page
robotics library
for only

\$1.99



You
Get ALL
FOUR of These
Huge Books
For Only
\$1.99



Build Your Own Working Robot

Complete instructions—plans, schematics, logic circuits, and wiring diagrams—for building Buster, the most unique pet in the world! Not for novices, Buster is a sophisticated experiment in cybernetics. You build him in 3 phases, and watch his personality develop as you add progressively more advanced circuitry to his mainframe. The first-phase robot, Buster I, is "leash-led," and dependent on his master for decision-making; Buster II has a basic brain; equipped with a wireless mike, he can enter a room and talk with the occupants. Buster III responds when called, and when "hungry" finds his charger, and plugs himself in. Watch his personality evolve as you build him from the ground up in a learning experience unparalleled in electronic construction. 238 pps., 117 illus. List \$8.95.

Handbook Of Remote Control & Automation Techniques

A practical, step-by-step guide to designing, building, and installing hundreds of remote control systems, and scores of automated devices...from garage door openers to light sensors, from intercom controls to electromechanical timers—to interfacing a microprocessor with household devices. You'll learn how to apply electronic and mechanical techniques to remote-control with computers, with audible tones, with ultrasonics, with radio waves, with light beams, with dozens of special systems. You can build light and power failure sensors, position indicators, tone-operated systems, tone generators, RC hydraulic devices...and you'll see how to interface mechanical devices, hydraulic systems, and electric motors with electronic systems. 294 pps., 250 illus. List \$12.95.

Digital Interfacing With An Analog World

A GIANT 406-page handbook that shows you how to design circuits to interface microprocessors, computers, telephones, and other digital devices with the analog world...that shows you how to really put your microcomputer to work to measure certain conditions, or to control external devices. Tells you all about how to go about it—how to convert energy produced by pressure, force, position, temperature, etc. into an electrical voltage or current your microcomputer can deal with. It shows you, tells you, describes and discusses things you can do with those I/O ports other than connect them up to a prefabricated peripheral! It's a "meaty" volume chock-full of practical info on a wide range of topics for engineers, computer hobbyists, engineering technicians, and robotics builders. 406 pps., 277 illus. List \$12.95.

The Complete Handbook Of Robotics

How to design and build ANY kind of robot...including ones with microprocessor "brains"—PLUS how to interface robots with computers! It's a single sourcebook that contains all the techniques you'll need for creating, designing, building, and operating your own robot from beginning to end...with enough options to create a whole family of robotic wonders—controls can be electrical or electronic; power can be electrical, hydraulic, or pneumatic; your robot can operate by radio control or with a full range of sensors to move about on its own. This practical volume gives ALL the info needed to build a walking, talking friend and companion, or even a helpful servant. Includes 7 Chapters on advanced robot circuits, controls, and sensors. 364 pps., 137 illus. List \$12.95.

Let us send you this 4-volume, 1,302-page Robotics Library as part of an unusual offer of a Trial Membership in Electronics Book Club.

Here are quality hardbound volumes, each especially designed to help you increase your know-how, earning power, and enjoyment of electronics. Whatever your interest in electronics, you'll find Electronics Book Club offers practical, quality books that you can put to immediate use and benefit.

This extraordinary offer is intended to prove to you through your own experience, that these very real advantages can be yours...that it is possible to keep up with the literature published in your areas of interest, and to save substantially while so doing. As part of your Trial Membership, you need purchase as few as four books during the

coming 12 months. You would probably buy at least this many anyway, without the substantial savings offered through Club Membership.

To start your Membership on these attractive terms, simply fill out and mail the coupon today. You will receive the 4-volume Robotics Library for 10-day inspection. YOU NEED SEND NO MONEY. If you're not delighted, return the books within 10 days and your Trial Membership will be cancelled without cost or obligation.

ELECTRONICS BOOK CLUB, Blue Ridge Summit, Pa. 17214

Facts About Club Membership

- The 4 introductory books carry a publisher's retail price of \$47.80. They are yours for only \$1.99 for all 4 (plus postage/handling) with your Trial Membership.
- You will receive the Club News, describing the current Selection, Alternates, and other books, every 4 weeks (13x a year).
- If you want the Selection, do nothing, it will be sent to you automatically. If you do not wish to receive the Selection, or if you want to order one of the many Alternates offered, you simply give instructions on the reply form (and in the envelope) provided and return it to us by the date specified. This date allows you at least 10 days in which to return the form. If, because of late mail delivery you do not have 10 days to make a decision and so receive an unwanted Selection, you may return it at Club expense.
- To complete your Trial Membership, you need buy only four additional monthly Selections or Alternates during the next 12 months. You may cancel your Membership any time after you purchase these four books.
- All books—including the Introductory Offer—are fully returnable after 10 days if you're not completely satisfied.
- All books are offered at low Member prices, plus a small postage and handling charge.
- Continuing Bonus: If you continue after this Trial Membership, you will earn a Dividend Certificate for every book you purchase. Three Certificates plus payment of the nominal sum of \$1.99 will entitle you to a valuable Book Dividend of your choice which you may choose from a list provided Members.

ELECTRONICS BOOK CLUB

Blue Ridge Summit, Pa. 17214

Please open my Trial Membership in ELECTRONICS BOOK CLUB and send my 4-volume Robotics Library, invoicing me for only \$1.99 plus shipping. If not delighted, I may return the books within 10 days and owe nothing, and have my Trial Membership cancelled. I agree to purchase at least four additional books during the next 12 months after which I may cancel my membership at any time.

Name _____ Phone _____

Address _____

City _____

State _____ Zip _____

(Valid for new Members only. Foreign and Canada add 15%.) PE-29

CIRCLE NO. 53 ON FREE INFORMATION CARD

Everybody's making money selling microcomputers. Somebody's going to make money servicing them.

New NRI Home Study Course Shows You How to Make Money Servicing, Repairing,
and Programming Personal and Small Business Computers



Seems like every time you turn around, somebody comes along with a new computer for home or business use. And what's made it all possible is the amazing microprocessor, the tiny little chip that's a computer in itself.

Using this new technology, the industry is offering compact, affordable computers that will handle things like payrolls, billing, inventory, and other jobs for businesses of every size...perform household functions including budgeting, environmental systems control, indexing recipes, and more. And thousands of hobbyists are already owners, experimenting and developing their own programs.

Growing Demand for Computer Technicians

This is only one of the growth factors influencing the increasing opportunities for qualified computer technicians. The U.S. Department of Labor projects over a 100% increase in job openings for the decade through 1985. Most of them *new* jobs created by the expanding world of the computer.

Learn at Home in Your Spare Time

NRI can train you for this exciting, rewarding field. Train you at home to service not only microcomputers, but their larger brothers, too. Train you at your convenience, with clearly written "bite-size" lessons that you do evenings or weekends, without going to classes or quitting your present job.

Assemble Your Own Microcomputer

NRI training goes far beyond theory. It includes practical experience, too. As you progress, you perform meaningful experiments building and studying electronic circuits on the NRI Discovery Lab.[®] You assemble test instruments that include a transistorized volt-ohm meter and a CMOS digital frequency counter...instruments you learn on, use later in your work.



And you build your own microcomputer. Each step of construction advances your knowledge, gives you deeper insights into this amazing world that's upon us.

This is the only microcomputer designed for learning. It looks, operates, and performs just like the finest of its kind...actually does more than many commercial units. But NRI engineers have designed components and planned the assembly procedure so it demonstrates important principles, gives you working experience in detecting and correcting problems.

And that's what NRI training is all about.



Other Opportunities in Electronics

Since 1914, before commercial radio was even on the air, NRI has been the way to learn new electronics skills. Today's modern offerings include, in addition to three different computer courses, TV/Audio/Video Systems Servicing, with training on the only designed-for-learning 25" diagonal color TV, with state-of-the-art computer programming. Or, check out our Complete Communications Course, preparing you to enter this booming field servicing, installing, and repairing equipment like microwave, broadcast, CB, shortwave radio, paging, radar, and more.

Mail Postage-Paid Card for Free Catalog No Salesman Will Call

Send today for your free copy of our 100-page, full-color catalog. It describes all of our electronics courses in detail, showing kits, equipment, and lesson plans. Look it over at your convenience, then decide how NRI can help you make the most of your talents. There's no obligation and no salesman will ever call or bother you. With more than a million students and unmatched experience in home training, NRI gives you the most in training for new opportunity! If card has been removed, write to:



NRI Schools
McGraw-Hill Continuing
Education Center
3939 Wisconsin Avenue
Washington, D.C. 20016

(Continued from page 32)

for the microphones (which should be medium-impedance types in the range of 600 to 10,000 ohms). There are also two parallel sets of LINE output phono jacks and two MIXER output jacks that carry the SOURCE program, the latter, regardless of the setting of the MONITOR switch. Three sockets accept the cables from the transport unit to the power supply, the record and erase heads and the playback heads.

A novel and convenient feature of the PRO-1000 is its provision for inserting a noise-reducing processor into its recording and playback circuits. This is done through two groups of phono jacks on the rear of the amplifier section, which are normally connected through by a slide switch.

Laboratory Measurements. Basic specifications of the Model PRO-1000 were derived with Scotch 206 tape, which we used for all our record/playback measurements. Playback equalization was checked with Ampex standard alignment tapes at 7½ and 3¾ ips (19 and 9.5 cm/s). At 7½ ips, the response was within ±1.25 dB from 50 to 15,000 Hz. The 3¾-ips tape was recorded with a 120-microsecond time constant, while the recorder uses 90 microseconds. In spite of the discrepancy, the measured response was flat within ±1.6 dB from 50 to 7500 Hz.

At 3¾ ips, the record-playback frequency response was within +1/-5 dB from 23 to 12,000 Hz at a -20-dB recording level. At 0 dB, it covered a 25-9000-Hz range with the same variation. At 7½ ips, the recorder's true capabilities became more obvious. The -20-dB response was +0.5/-5 dB from 20 to 26,000 Hz. Not surprisingly, the recorder was at its most impressive at 15 ips. There were no signs of tape saturation, so the 0-dB and -20-dB response curves were identical. Including the small low-frequency "head contour" ripples, the response was within +0.5/-5 dB from 28 to 29,500 Hz.

A LINE input of 75 mV or a MIC input of 0.26 mV was required for a zero-VU recording level. The MIC preamplifier overloaded at a very safe 183 mV, which increased to 1.45 volts when we used the 20-dB microphone attenuator. The playback output from a zero-VU recording read zero VU on the meter when the PLAYBACK control was set to its center detent. The corre-

response at 0 VU is impressive 32- 24,000 Hz ±1 dB at 15 ips

sponding output voltage was the rated 0.78 volts. (At the lowest speed, the playback level registered -1 dB). The headphone volume was fairly good with 200-ohm phones, although the design is for 8-ohm phones.

The meter ballistics were close to those specified, though not exactly correct. In the VU mode, the meters registered -1 dB on the 0.3-second tone bursts that should read the same as a steady-state signal of the same level. The PEAK mode gave a +3-dB reading on the same signal and read -1.5 dB on 10-ms bursts. A sine wave of exactly 0 VU gave the rated -8-dB reading on the PEAK scale.

Third-harmonic distortion in the

playback was low at all three speeds. At a 0-VU level, it measured 0.32% on the two lower speeds and 0.22% on the highest speed. The reference 3% playback distortion was reached at a recording input of +6.5 to +7 dB, depending on the speed. At low levels (-10 dB), the distortion was the lowest we have measured from any tape recorder. It was 0.032% to 0.056%, depending on the speed.

The A-weighted S/N ratio, relative to the 3% distortion reference level, was about 66 dB at the highest speed and 67 dB at the lowest speed. By a small margin, the S/N was best (68 dB) at 7½ ips, but it should be noted that the S/N differences between all three speeds were negligible. Noise level through the microphone input at maximum recording gain was 10 dB greater than through the line inputs. At the maximum recommended setting of the microphone gain (7 on a scale of 10) the increase was only 3 dB.

We measured the playback flutter at the two lower speeds with Ampex test tapes. The weighted rms (JIS)

Performance Specifications

Specification	Rating	Measured
Tape speed	38, 19, 9.5 cm/s	Confirmed
Tape speed deviation	±0.5%	Confirmed
Wow/flutter (wrms)		
15 ips	0.025%	0.023% (R/P)
7½ ips	0.04%	0.05%
3¾ ips	0.08%	0.065%
Tape start time	0.8 s at 38 cm/s	Not checked
Frequency response		
15 ips	50-20,000 Hz ±1 dB	32-24,000 Hz ±1 dB
7½ ips	40-24,000 Hz ±3 dB	20-24,000 Hz ±1 dB
3¾ ips	60-12,000 Hz ±3 dB	23-12,000 Hz ±3 dB
Harmonic distortion	Less than 1% at all speeds (1000 Hz, 0 VU)	Less than 0.32%
S/N ratio	60 dB	Over 66 dB
Playback equalization	NAB	Confirmed, ±1.6 dB
Erase ratio	70 dB	Not checked
Recording bias frequency	150,000 Hz	Not checked
Fast forward/rewind time	Within 120 s for 2400 ft of tape	62 s for 1000 ft
MIC inputs	600/10,000 ohms, min. input 0.3 mV	Min. input 0.26 mV
Line inputs/outputs	10,000 ohms in 100 ohms out Ref. out 0 dB = 0.775 V	Not checked Not checked Confirmed
Level meter	PEAK—DIN 0.01 s response 0.8 s decay	Confirmed Confirmed
Power supply	VU—Stand. response 120 V, 60 Hz, 116 W	Approx. confirmed Not checked

flutter was 0.065% at 3¼ ips and 0.05% at 7½ ips. The weighted peak (DIN) readings were ±0.09% at both speeds. We also measured the combined record/playback flutter at all three speeds. The DIN and JIS measurements were ±0.11% and 0.085% at 3¼ ips and ±0.1% and 0.06% at 7½ ips. At 15 ips, the recorder again delivered its most outstanding performance, with a DIN flutter of ±0.04% and a JIS of 0.023%.

In its fast-wind modes, the recorder wound a 1200-ft (366-m) reel in 62 seconds.

User Comment. Anyone who thinks that open-reel tape recording is "dead" for home users should get acquainted with the Akai Model

bias and equalization are front-panel adjusted

PRO-1000. True, it is not "everyman's" tape recorder. It is very heavy and expensive, and it does much more than most home recordists will ever need. But it is well-suited to the needs of the serious amateur recordist, for whom it was obviously designed. Standard phone plugs are employed rather than "Cannon-type" connectors used universally for microphone inputs in professional recording (where balanced microphone circuits are the norm). The input and output jacks are also standard phono types,

for easy interfacing with other home audio components.

The tape transport operated perfectly. Its logic system made it practical to operate the controls in any sequence with no risk of damaging the tape. Touching the PLAY button during fast-wind operation brought the tape to a swift stop for an instant before it resumed at normal speed. "Flying-start" recordings can be made at any time while playing a tape by holding in the PLAY button and touching the REC button at the desired point. The reverse is also possible; while recording, a touch of the PLAY button instantly returns the machine to playback.

As for actual performance, at 7½ ips, this is a very fine home recorder, with many of its qualities optimized at that speed. This is an important consideration for the nonprofessional user, most of whose tapes will probably be in the quarter-track format at 7½ ips. At 15 ips, on the other hand, the recorder is nothing less than superb in its frequency-response, headroom, and flutter performance. Even at 3¼ ips, it is creditable.

As we see it, the special virtue of the PRO-1000, compared to some other fine open-reel recorders, is its highly versatile input mixing arrangement. It will not do the synchronized multitrack recording of a four-channel recorder, but it will enable the imaginative amateur to create professional-quality tapes from live program sources. That is what it was made for, we think, and it is admirably equipped for the task.

CIRCLE NO. 102 ON FREE INFORMATION CARD



"Yes, Martha! I agree it would be cheaper to call these people by phone! Now will you please leave me alone?"

McIntosh

"A Technological Masterpiece..."



McIntosh C 32

"More Than a Preamplifier"

McIntosh has received peerless acclaim from prominent product testing laboratories and outstanding international recognition! You can learn why the "more than a preamplifier" C 32 has been selected for these unique honors.

Send us your name and address and we'll send you the complete product reviews and data on all McIntosh products, copies of the international awards, and a North American FM directory. You will understand why McIntosh product research and development always has the appearance and technological look to the future.

Keep up to date.
Send now - - -

McIntosh Laboratory Inc.
Box 96 East Side Station
Binghamton, NY 13904

Name _____


Address _____

City _____ State _____ Zip _____

If you are in a hurry for your catalog please send the coupon to McIntosh. For non-rush service send the Reader Service Card to the magazine.

CIRCLE NO. 34 ON FREE INFORMATION CARD

THERE ARE A LOT OF WAYS TO BUILD A RECEIVER THAT SELLS FOR UNDER \$400.



You can leave out dual wattage meters like Marantz did, instead of providing them to give you an accurate picture of what you're listening to.

You can install an inexpensive press board bottom like Technics did, instead of a metal one that shields the tuning section from spurious noise and CB interference.

You can use a conventional power amplifier like Kenwood did, instead of an advanced DC amplifier that provides cleaner, more natural sound.

You can use standard high band filters for FM stereo reception like Yamaha did, instead of a special integrated circuit that cancels out the unwanted FM stereo pilot signal.

PIONEER DID IT THE RIGHT WAY.

At Pioneer, we build a moderately priced high fidelity receiver somewhat differently than our competitors.

We build it the same way we build a receiver that sells for over \$1000. Without compromising quality, features, or sound.

You see, what *really* separates our SX-780 from others is more than just a matter of things like wattage meters, metal bottoms, DC power, advanced circuitry, or even price.

It's Pioneer's commitment to giving you a quality hi fi receiver, no matter how much, or how little you plan to spend.

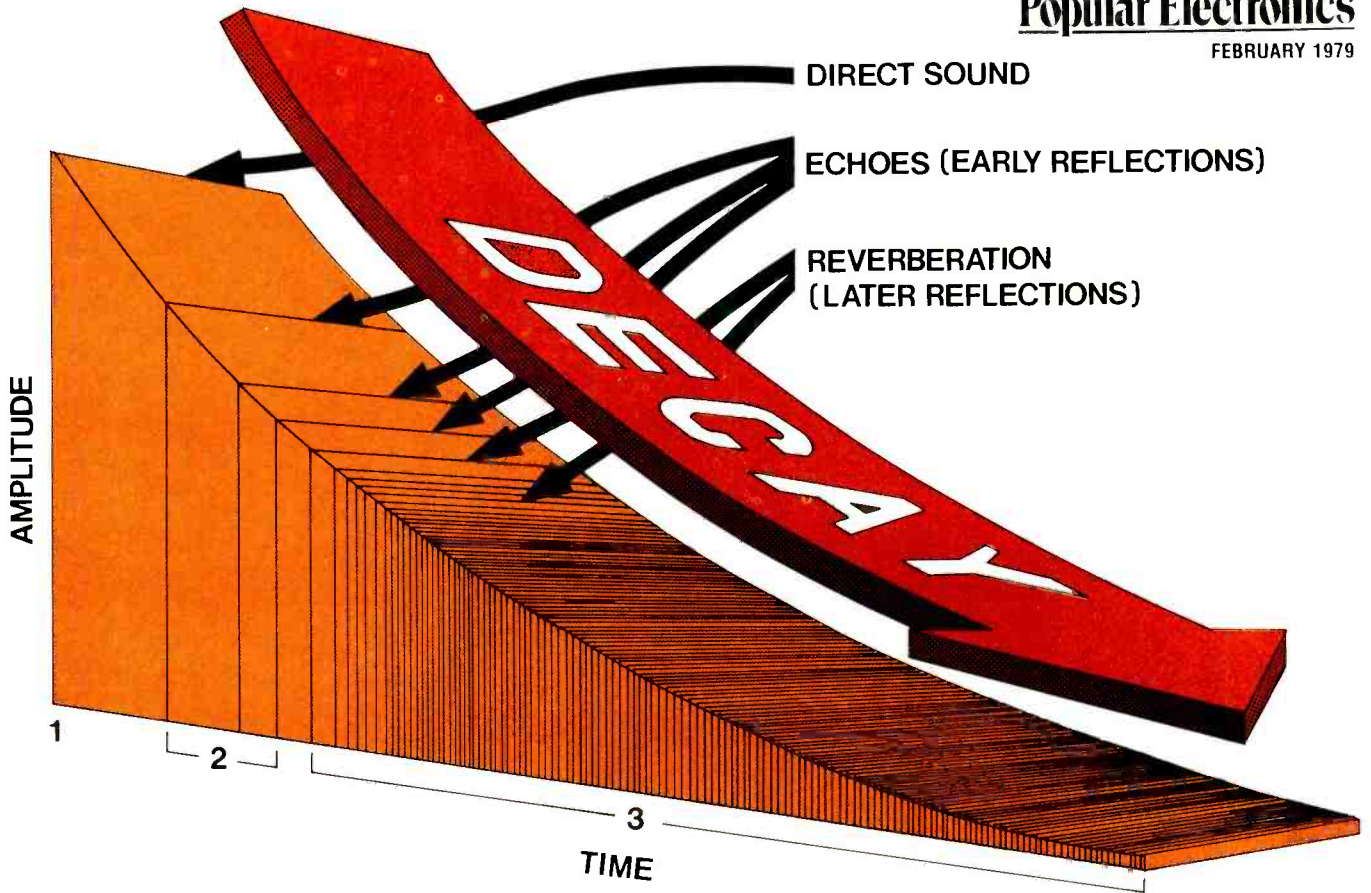
So if you're planning to spend less than \$400 on a receiver, you couldn't ask for more than the SX-780.



PIONEER'S SX-780.

© 1978 U.S. Pioneer Electronics Corp.
85 Oxford Drive, Moonachie, N.J. 07074

PIONEER We bring it back alive.
CIRCLE NO. 54 ON FREE INFORMATION CARD



AUDIO "LISTENING-ROOM" EXPANDERS

- How time delay enhances sound reproduction
- Buyer's guide to eight models
- Performance comparisons

By JULIAN HIRSCH
Hirsch-Houck Laboratories

MOST RECORDINGS are unlikely to make you believe you are truly listening to "live" musicians. There are several reasons for this, a major one being that the ambience of a typical home listening environment is totally different from that of a concert hall or night club. In brief, indirect sounds caused by sound reflection and absorption in a large hall are different from those experienced at home. Consequently, one's listening sensation is clearly influenced by room size, room material, etc.

A new crop of audio components designed to apparently expand the size of a listening room insofar as hearing is concerned has aroused much interest among audio enthusiasts. All of these components introduce signal delays to simulate selectable degrees of reverberation, making reproduced program material sound more realistic. Here's a close look at each model currently available to the consumer, with an examination of special features and how well the units perform.

Reflections. The first sound to reach a listener from any point in a room arrives by a direct path. Our ability to localize the source of the sound depends heavily on this direct signal. It is soon followed by a number of reflections from the various surfaces of the room, all of which travel a longer distance than the direct sound. In general, the later arrivals have less high-frequency content than the earlier ones due to absorption by room furnishings and the audience. This combination of reflected and direct

sound gives the listener a sense of the size and acoustic properties of the room, as well as his spatial relationship to the sound source. A recording that lacks these reflected or indirect sounds is dead and lifeless, but most do contain at least some of the ambience of the original environment. Ambience is often captured by suitable microphone placement or artificial means. If the latter is done


properly, the result is a more pleasing and "natural" sound as compared to a recording of the same material without a satisfactory sense of ambience.

Unfortunately, the program material is usually reproduced in a room that differs drastically from the recording environment. It has its own reflection paths and delay times which are, as a rule, much shorter than those of the original loca-

tion. The ambience of the listening room thus tends to conflict with the recorded ambience, contributing to the listener's awareness that he is hearing an artificial, "out-of-context" sound. No matter how effectively the ambience of the recording environment is captured, it will not sound natural in another room of very different size and proportions.

One of the most promising solutions

ADS Model 10



The ADS (Analog & Digital Systems) Model 10 Acoustic Dimension Synthesizer is described by its manufacturer as a "third generation" product. Built-in is a power amplifier rated to deliver 100 watts per channel to 4-ohm loads. Rounding out the ADS "package" is a pair of small speaker systems whose properties have been optimized for this application.

The Model 10 is a digital system using a proprietary form of Delta Modulation. Shift registers act as the delay storage elements. It has a choice of four short delays, selected by a **STAGE DISTANCE** switch. Momentarily toggling this switch up or down from its center neutral position increases or decreases the initial delay time, respectively, as indicated by a series of LEDs on the panel. The LED string is calibrated in feet: 10, 24, 33, and 45 feet. Because sound travels approximately 1 foot per millisecond in air, these numbers also correspond to the delay in milliseconds (ms). A second group of delays, selected in a similar manner with a **HALL SIZE** switch, are identified as **CLUB**, **SM. HALL**, **LG. HALL**, and **CATHEDRAL**. These terms are self-explanatory. Each operation of the **HALL SIZE** switch simultaneously changes two delay times, the ratio of one to the other being a predetermined optimum value.

The instantaneous program level is shown by four LEDs, labelled **PEAK**, **-10**, **-20**, and **-40**, dB. An input selector switch and level control allow the user to drive the Model 10 with a wide range of available signal levels. So long as one of the dB LEDs is flashing but the **PEAK** LED is dark, the program level is suitable for

correct operation of the system. Other controls govern the output level of the delayed signal, the amount of reverberation introduced, and the **STAGE DEPTH** (a controlled injection of the delayed signal into the front channels). Toggle switches set the upper cutoff frequency of the delayed channels at 5000, 8000 or 13,000 Hz, and connect either the direct or the delayed signals to the rear speakers.

A unique feature of the ADS Model 10 is its **SOURCE AMBIENCE** switch. In its **MONO** position, the delay circuits respond in the normal manner to both stereo and mono input signals. One problem associated with ambience synthesis is the "announcer in a cave" effect. When an amount of reverberation optimum for many kinds of music is used, an FM station announcer's voice sounds as though he was speaking at a great distance in a huge cave. This is most unnatural and disconcerting, destroying the illusion of reality that was created for the music by the time delay system.

ADS has virtually eliminated this problem by providing a mode of operation selected by the **STEREO** position of the **SOURCE AMBIENCE** switch. In this condition, the delay circuits respond only to the difference between the input channels (L-R signal). Not only does this give a very pleasing quality to much of the stereo program material transmitted on the FM band, but because announcers are usually located "center stage", the ADS Model 10 does not delay their voices. Rather, it leaves them at front center without the disturbing effect of delay and reverberation. The system is not perfect, but it does greatly ameli-

orate one of the few "bugs" seemingly inherent in the concept of time delay ambience enhancement.

Separate access to the delayed outputs and the power amplifier inputs can be had via rear panel jacks. Also provided is a pair of outputs, called **DELAY 2**, which carry the same delay components as the regular outputs, but with a different reverberant pattern that simulates the reflections from the ceiling and rear wall of the concert hall. They can be used to drive a second delay power amplifier and pair of speakers, on the ceiling and rear wall of the listening room, for a further enhancement of the overall effect.

A headphone jack mounted on the front panel can drive stereo headphones with a mixture of the direct and variously delayed signal components. Plugging in the phones silences the rear speaker outputs. The power switch of the ADS Model 10 has a gradual turn-on characteristic, that brings the unit into operation over a period of several seconds in order to avoid any transient noises.

The ADS L10 speakers, supplied with the Model 10 system, are small two-way systems with 7" woofers and 1" soft dome tweeters. Each speaker is 5"H x 9.75"W x 6.5"D (38 x 24.8 x 16.5 cm) and weighs 12.5 pounds (5.7 kg).

The ADS Model 10 is completely finished in flat black and measures 15.75"W x 12"D x 3.5"H (40 x 30 x 8.9 cm). An optional set of rack-mount adapters can be installed, making the unit 10" (48.3 cm) wide. It weighs 23.5 pounds (10.7 kg). The price of the ADS Model 10 system is \$995.

to this problem was quadraphonic sound. It still is, perhaps, the best solution. In theory, it is possible to capture the ambience of a recording environment in a four-channel recording and effectively reproduce it in a different listening room. The necessary time delays are "built into" the recording and allow the four speakers to recreate the acoustics of the original hall. Some quadraphonic recordings were able to achieve this goal, but recording companies soon began to concentrate on "gimmicks" and flashy effects that, however impressive, were completely unreal and unconvincing. Moreover, one had to pay for a second amplifier and another set of speaker systems. The result has been the rejection of quadraphonics by many people.

At about the same time that quadraphonics began to fade from the high-fidelity market (1976), a few small companies announced the development of time-delay ambience synthesizers. The principles on which they were based had been known for many years, but hardware was not practical until the development of suitable integrated circuits. Their purpose was to delay, electronically, the normal stereo program material (usually by several different amounts to simulate different path lengths) and recirculate the delayed signals sufficiently to approximate the effect of multiple reflections in a hall. When these delayed signals were reproduced through a second pair of speakers, located along the sides or toward the rear of the room, the "spaciousness" of a large hall could be transferred to a much smaller listening room with remarkable success.

These first-generation ambience enhancers were quite expensive, and once the amazement of experiencing their effects had worn off, their limitations became more apparent. Second- and even third-generation ambience synthesizers are now made available to the audiophile by at least seven or eight manufacturers. To varying degrees, they have overcome many of the limitations of the early units, although none is completely free of idiosyncrasies. They are still expensive, and because of their inherent complexity will probably remain an expensive "add-on" to a music system. There might be some decrease in cost if delay circuits are incorporated into receivers and integrated amplifiers.

To assess the current state of the art in time delay ambience synthesis, we undertook to compare major consumer models on the market. We were well

Advent Model 500 SoundSpace Control



This is a digital PCM system using RAM storage. The delay time, selectable from 1 to 100 ms in 1-ms steps, is displayed on a large two-digit, seven-segment display whose reading of 0 to 99 is always 1 ms less than the actual delay. To adjust the delay, a spring-loaded SIZE switch is held up to increase delay, or down to decrease it. The delay increments or decrements in 1-ms steps at a rate of about 10 ms per second. Two green fluorescent bar indicators show when the program levels are within the normal operating range of the unit, and red lights flash if an overload occurs. A three-position switch selects one of three fixed input sensitivities to match the levels of the incoming signal.

In addition to the size control, the only control of the Model 500 that requires regular attention is the continuous reverberation adjustment knob. Smaller knobs control volume and the bass and treble tone controls. The treble tone control injects more and more undelayed high frequen-

cies (above 6000 Hz) into the rear outputs as it is advanced from its minimum setting. The response of the delay circuit drops off sharply above 6000 Hz. A three-position switch cuts off the delayed sound, or replaces it with the direct sound, and another switch silences the front (undelayed) program. A rear-panel DELAY switch allows the Model 500 to be used only as a delay device (no mixing or reverberation) whose two channels can be cascaded to obtain a mono delay up to 100 ms. No power switch is included because the unit is intended to be powered by a switched ac receptacle on the associated amplifier or receiver.

The Advent Model 500 SoundSpace Control is finished entirely in black, with contrasting white panel and knob markings. The cabinet and panel are rounded, making the unit look more compact than it really is. Actual dimensions are 15.75"W x 10.75"D x 3.25"H (40 x 27 x 8 cm) and weight is 10.25 pounds (4.7 kg). The price of the Model 500 is \$595.

aware that this would be a very difficult task because of the peculiarly subjective nature of the entire process. Not only are measurements of an orthodox nature difficult to perform, they probably convey nothing about the strengths and weaknesses of the individual units except, perhaps, to an expert in the design of such equipment. The usual numerical test data associated with preamplifiers and power amplifiers really do not tell us much about how these devices sound. Nevertheless, we tried to do more than simply listen to them and evaluate their comparative merits.

Analog vs. Digital. Before examining any specific units, let's consider some of the basic concepts employed in designing them. The two broad classifications of time delay circuits are analog and digital. There are, of course, advantages and disadvantages associated with each. We will first look at the basics of

analog delay techniques and then those that are digital.

Analog delay lines in the form of mechanical spring reverb units have been used for many years. In fact, one of the units tested (the Phase Linear Model 6000 Series Two) employs springs to obtain long delay times. State-of-the-art analog delay circuits, however, employ electronic circuits in place of springs to overcome certain less-than-ideal performance characteristics usually associated with them.

Contemporary analog delays are built around integrated circuits generally known as Charge-Transfer Devices or CTDs. There are two types of CTDs, each of which is essentially a clock-controlled analog shift register. The first to be developed is commonly referred to as a "bucket brigade." This nickname comes from an analogy to the fire-fighting technique of passing buckets of water from one person to the next to move

the water over a considerable distance.

In this type of analog shift register, the instantaneous amplitude of the input signal is sampled upon receipt of a clock pulse and is used to charge a small input capacitor within the IC. When the next clock pulse arrives, the packet of charge is transferred via a MOSFET to the following capacitor in the shift register, leaving the first to be subsequently charged by the next sample of the input signal. At the end of the string of capacitors, the sampled analog voltages are recovered (delayed by the time it took them to pass through many hundreds or even thousands of intermediate storage elements) and are smoothed together to reconstruct the original waveform. The total delay time is determined by the number of storage elements in the shift register and the clock frequency.

The second generation of Charge-Transfer Devices has been given the name Charge-Coupled Devices (CCD's). In many respects CCDs are similar to bucket brigades, but instead of passing packets of charge through a string of capacitors, these delay line ICs transfer *bias levels* from one MOSFET to the next. Each sample of the input signal biases a FET at a particular point on its load line, and this bias level is shifted from one FET to the next until it reaches the end of the shift register. The stream of continuously changing bias levels is converted after having been delayed into a reconstructed version of the input signal. In terms of performance, CCD's offer longer delays and higher S/N ratios as compared to bucket brigades. As before, the total delay time depends on the number of storage elements (MOSFETs rather than capacitors) and the frequency of the clock oscillator.

Digital delays use either Pulse Code Modulation (PCM) or Delta Modulation (DM). In both systems, the analog signal is first converted into digital form by an analog-to-digital (A/D) converter, whose output is a group of logic levels that define in binary form the instantaneous amplitude at the moment the waveform was sampled. In DM, the end result of the encoding is a signal that specifies the change in amplitude since the last sampling interval. This information is employed after having been suitably delayed to reconstruct the input signal's waveform.

Once the program has been digitally encoded, the binary information is transferred through a shift register composed of a series of interconnected flip-flops. The transfer is under the control of

a clock oscillator; and, as with the analog systems, the total delay is a function of the number of shift register elements and the clock frequency. In some digital units, delay is achieved by storing the binary information in a random access memory (RAM) for a given length of time before being retrieved for further processing.

After the desired delay interval, the digitally encoded signal, whether stored in shift registers or a RAM, is applied to a digital-to-analog (D/A) converter. In a PCM system, the D/A converter recreates an analog version of the input signal directly. In a Delta Modulation unit, the output of the D/A converter is not a replica of the input signal itself, but rather a control signal describing the way in which the input signal has changed. This signal governs the operation of a ramp generator, whose output (after being

smoothed by a low-pass filter) is the reconstructed input signal. As a practical matter, all of the commercial time delay units incorporate special precautions to keep the signal-to-noise ratio from being degraded, and to allow circuits with limited range to accommodate signals with a large dynamic range. To this end, all of them have some form of preemphasis and deemphasis, and, in many cases, a compressor/expander (compander).

Adding Ambience. As mentioned earlier, an ambience synthesizer must supply a number of different time delays in order to achieve realistic effects. Most of the models commercially available provide at least two different delays as well as provisions for recirculating them to add reverberation to the sound. This is accomplished by feeding a portion of the output of one channel back to the in-

Audio/Pulse Model One



Audio/Pulse was the first manufacturer to offer a digital time delay to the consumer and its Model One is still in production. It has been joined by the slightly less expensive Model Two, which includes a power amplifier (but no speakers).

The Audio/Pulse Model One employs Delta Modulation and shift register storage elements. Its operating controls might seem to be unconventional but they were designed to avoid the formidable appearance of a large number of knobs and switches without any loss of flexibility. The front panel contains only a row of LED level indicators and two slider controls that adjust the output levels of the delayed channels. The other controls are pushbutton switches mounted along the top front of the unit, inset slightly from the front. To set the input level within the dynamic range capabilities of the unit's A/D converters, one of six interlocking buttons simultaneously reduces the input signal and increases the gain of the stage processing the reconstructed analog signal to main-

tain a constant output level. A gross misadjustment of these buttons can produce either audible noise or distortion in the rear speakers, but correct adjustment is easily obtained with the aid of the LED indicators.

The Audio/Pulse Model One has four initial time delays, selected from a group of six by a pushbutton switch with SHORT and LONG positions. The available delay ranges from 8 to 94 ms. Delayed signals are recirculated for a time determined by the settings of the five DECAY TIME push-buttons, which can be energized singly or in groups to produce a reverberation decay of 0.2 to 1.2 seconds. The Model One also has auxiliary outputs that can supply short- or long-delayed signals to additional speakers near the front or rear of the room to form a six- or even eight-channel ambience system.

The Audio/Pulse Model One is finished in black with walnut side panels. It measures 14.5"W x 10"D x 4.5"H (36.8 x 25.4 x 11.4 cm) and weighs 10 pounds (4.6 kg). Its price is \$700.

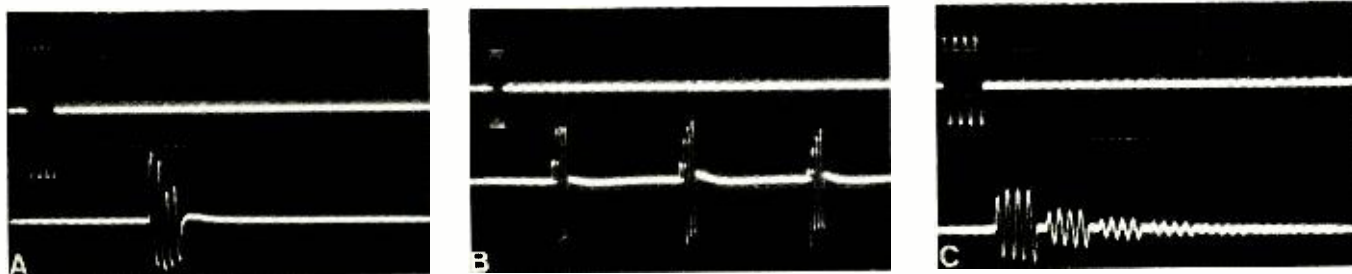


Fig. 1. Typical outputs when a single time delay is introduced (A, horizontal scale is 5 ms/cm), when multiple delays are generated (B, scale 10 ms/cm), and when a single delay is used in conjunction with recirculation to simulate decaying reverberation (C, scale 5 ms/cm).

put of the other channel. The result is a decaying reverberation that can take a second or more to fade away, as it would in a real concert hall. Scope traces of typical time delay outputs with one delay, multiple delays, and a single delay interval with recirculation are shown in Figs. 1A, 1B, and 1C respectively. The amount of reverberation that should be added is a function of the original signal, as well as personal taste. A "dry" recording will benefit from considerable reverberation while a "live" sounding recording will be muddled and confused by adding too much.

One fundamental difference between the units we tested is the coherence of their delayed outputs (or lack of it). When a mono signal is fed to both inputs of a delay unit, and the two delayed outputs are in phase, they are said to be *coherent*. Some designers feel that this is a desirable quality, while others hold that there should be no fixed phase relationship between the two delayed outputs. This is based on the assumption that the multiple reflections in a real concert hall do not have any defined phase relationship. Consequently, some of the delay units contain "randomizing" circuits that give completely random phase between the two outputs. Oscilloscope traces of coherent, partially coherent, and noncoherent outputs are shown in Fig. 2.

Connecting an ambience enhancer to a stereo system is a fairly straightforward process, and all are treated in the same manner. The best place to connect them is between the preamplifier output and the power amplifier input so that the preamplifier's volume control will affect all output signals. This point is accessible in many receivers and integrated amplifiers. The time delay unit provides both front- and rear-channel outputs. The front-channel signals are returned to the power amplifier inputs of the integrated amplifier or receiver. In

most models they pass through a straight-wire connection, though in some cases there is an active stage in which some of the delayed signals can be mixed with the front-channel signals.

The rear (delayed) channels require a separate stereo power amplifier, but not one with elaborate control facilities. Its

power output, as a rule of thumb, should be roughly one half that of the "front" amplifier. In a few of the units we tested, the power amplifier is built in. However, those audiophiles who have a spare amplifier on hand will not accord this feature as much weight as those who don't. The delayed channels also call for an additional pair of speakers, whose optimum placement and performance characteristics are a matter of debate among users of time delays.

It is most generally held that the rear speakers should be along the side of the room, preferably in front of the listener. Wherever they are placed, it is most important that they are not heard as distinct sound sources (sometimes placing them at a wall/ceiling junction, or on the floor facing upward, will produce the most suitable results). To further ensure that the rear speakers cannot be aurally localized, wide dispersion is desirable. Extended frequency response is not needed, because most of the time delay units have restricted high-frequency response. This corresponds to the reduced high-frequency content of natural reverberant signals. One of the most interesting subjective effects of time delay ambience synthesis is its apparent enhancement of the audio system's bass response. It also makes the overall program sound louder, without in itself having much real bass or contributing much to the acoustic output of the system.

At least two of the manufacturers who build power amplifiers into their time delay units also supply speakers with the system, but the units can be purchased without speakers if desired. In general, the systems we tested are priced very comparably when allowance is made for the cost of an amplifier and pair of speakers. Although some of the accessory delay units have a full complement of controls, the system will, after initial set-up, normally be controlled entirely by the main stereo preamplifier or integrat-



Fig. 2. Some time delay components have coherent (in-phase) outputs (A) as in Bozak Model 902. Others, such as the Advent Model 500, are partially coherent (B). Still others, such as the Audio/Pulse Model One, are non-coherent (C).

ed amplifier. Once the controls of the time delay unit have been set for the desired effect, they will need re-adjustment only to accommodate different types of program material. One of the inherent disadvantages of time delay ambience synthesis is that the optimum amount of delay and reverberation is not the same for all types of program material, so a certain amount of fussing with the con-

trols will be necessary when shifting from one type of material to another.

Having examined the basic operating principles of both analog and digital time delay units, the reader should take a close look at each of the eight products available to our test lab, as they are described in the accompanying boxes.

Test Procedures. The data supplied

by the various manufacturers, either in the form of specifications or actual measurements, ranged from virtually nothing (SAE) to extremely complete test information (from ADS). Rather than attempt to duplicate their figures, we preferred to accept any manufacturer's rating as valid (especially since almost all of the information would be difficult for anyone not highly skilled in the techniques involved to understand or interpret).

We limited our measurements to frequency response under various delay and other operating conditions, and in most cases, the output noise and distortion. Driving one input with a 4-cycle burst of 1,000-Hz sine waves, we examined the delayed and reverberated outputs on an oscilloscope, to see how densely the delayed and reverberated pulses were "packed" or if the burst shape was altered materially. One of the more informative tests was to drive both inputs from a pink noise source, and connect the two delayed outputs to the X and Y axes of the scope. This shows whether the delayed outputs are coherent, partially coherent, or completely phase randomized.

Perhaps the most meaningful test one can make on an ambience synthesizer is to listen to it, to hear what it does to and for the sound, and to learn how easy it is to adjust for most pleasing results. Although this is completely subjective, it is still possible to compare different units in listening tests. The ADS Model 10 comes with its own amplifier and speakers, and was set up in a different room where it could not be compared directly to the others. The Bozak Model 902 was made available to us for only a few hours, so our evaluation was very brief. However, we bypassed its power amplifiers and did not use its speakers so that its delay circuits could be evaluated on a more or less even basis with the other models.

For a listening comparison, we set up all the time delay units with their inputs in parallel, driving them with the same preamplifier. Their delayed outputs were connected to high-level inputs of an integrated amplifier that drove our rear speakers (a pair of AR-7's, mounted at the wall-ceiling boundary). The front speakers were usually AR-LST's, although some other types were also used. We tried to adjust the time delay units for roughly similar operating conditions, but this was not really possible because they each have different combinations of delayed signals and many are not calibrated. We did match their rear

Audio/Pulse Model Two



This unit was received too late for complete testing, but was set up for comparative listening tests with the other units.

A second-generation time delay, the Model Two employs some of the circuitry of the Audio/Pulse Model One, especially its "delta modulation with memory" used to convert the analog input signal to digital form. However, storage of the digital information is accomplished with a RAM rather than shift registers as in the Model One. Furthermore, the Model Two has built-in power amplifiers rated to deliver 25 watts per channel into 8-ohm loads from 40 to 8000 Hz with no more than 0.5% THD. The power bandwidth of this amplifier is much more restricted than that of even a modest contemporary component amplifier. It must be remembered, however, that the upper cutoff frequency of the delayed channels is only 8000 Hz so the limited bandwidth of the amplifier section does not compromise the performance of the unit as a whole.

In appearance, the Audio/Pulse Model Two is more like other second-generation delay units and bears little external resemblance to the Model One. It is about the same size as the Model One (but an inch lower in height), finished in flat black, with rounded corners on the cabinet. Its general styling is not unlike that of the Advent Model 500. In place of the pushbutton switches used in the Model One, the Model Two has knob controls for most of its functions. A row of LEDs to monitor input level is used in conjunction with an INPUT LEVEL potentiometer. This control is not ganged with an output level control (as is accomplished by the pushbutton system of the Model One), so it is necessary to readjust the OUTPUT LEVEL control when the input level is changed. Bass and treble tone controls

affect only the delayed signals. Once adjusted to suit the requirements of the delayed channel speakers and the room layout, they need not be changed. The operation of the unit is governed by a main FUNCTION control, a four-position switch marked SHORT DELAY, DEFEAT, LONG DELAY, and DIRECT. In the SHORT DELAY mode, the signal undergoes initial delays of 19, 33, and 51 milliseconds. The LONG DELAY mode gives delays of 39, 66, and 103 milliseconds. In DEFEAT, the delayed outputs are silenced, and in DIRECT, they are driven with an undelayed signal. Like the Audio/Pulse Model One, the Model Two has incoherent outputs, bearing a random phase relationship to each other.

The remaining major control is a horizontal slider marked AMBIENCE. This adjusts the mixing weights of the fully and partially delayed signals as they are recirculated through the system. At MIN, the shorter, partially delayed signals are emphasized, but at MAX the fully delayed ones are emphasized and maximum reverberation is added. The rear apron of the unit accommodates circuit breakers which protect the rear-channel speakers. The INPUT phono jacks accept a signal from the preamplifier output or a tape monitor loop. Two jacks carry an unmodified front channel signal back to the main amplifier and a DIN socket is provided for driving the Audio/Pulse Two from the front speakers if this is more convenient. Finally, delayed outputs are furnished for driving an external power amplifier if more power than is available from the built-in amplifier is required.

The Audio/Pulse Two is 15"W x 10½"D x 3½"H (38.1 x 26.7 x 8.9 cm). It weighs 14 lb (6.4 kg). The price is \$539.

channel levels, however, by switching off the front speakers and listening to the delayed outputs as we switched from one unit to another. Also, a cassette recording was made of the delayed output of each unit, using the same program material under various adjustment conditions, so that we could hear the delayed sounds of all the units under controlled conditions.


For the most part, however, we simply listened to records and FM broadcasts, selecting one or another delay unit to see how they could be adjusted to enhance the sound (or how they could be degraded if incorrectly adjusted). This procedure took several weeks, and left us with some fairly solid conclusions and many more unanswered questions.

Test Results. The test data (see Table) shows that, for the most part, the frequency response ratings of the delay circuits of the tested components are quite accurate. Signal-to-noise data is less easily correlated with published ratings because most are based on A weighting, which reduces the output noise voltage below our 100-microvolt minimum. (-80 dB re 1 volt). Also, the noise of most units varies somewhat with different control settings. The important thing to know about their S/N performance is that noise cannot be heard in the output of any of the tested units when operated in accordance with the manufacturer's instructions. It is not even possible to operate most of them incorrectly in this respect. (The Audio/Pulse Model One can be set up so that hiss can be heard, but it requires a deliberate effort.)

The measured THD in the delayed outputs varies over a wide range, from a small fraction of a percent to about 2 percent at a 1-volt output level. This is of no practical significance because the sound from the rear speakers is never heard as a separate source if the system is adjusted correctly. Furthermore, the distortion is composed entirely of low-order components and thus is not audibly offensive even when one listens only to the delayed channels.

Two genuine points of distinction can be seen among the tested units, however. The upper frequency limit of the delayed sound varies from a few thousand to 13,000 Hz. In the analog delay lines, the highs roll off appreciably as delay is increased, although this can be compensated for with suitable circuits as in the Sound Concepts SD550. The digital systems have a constant bandwidth

Bozak Model 902



The Bozak Model 902, which includes a 35-watt/channel power amplifier, is a second-generation product from that company. Its delay is derived from the latest type of analog shift register, a charge transfer device capable of longer delays and much better signal-to-noise characteristics than the original CCD (charge-coupled device) bucket brigades. The delay time is continuously variable by a large front-panel knob from about 20 to 120 ms. Another control of the same size adjusts the output level. The other controls are slightly unconventional but highly effective.

A small SIGNAL BLEND control provides only delayed signals to the speakers at its extreme clockwise setting, and only undelayed (direct) signals at its fully counterclockwise position. Between these extremes, it varies the mix of direct and delayed sound to the rear speakers in "pan pot" fashion. Reverberation is governed by a DELAY REMIX control which gives a smooth transition from a rather "dead" sounding room to one that is very "live". The TREBLE CONTOUR control boosts or cuts the high-frequency response of the delayed channels to suit one's taste. At a 25-ms delay, the response of the delayed channels is flat to about 6000 Hz, decreasing to approximately 2000 Hz at 120 ms.

A novel level monitor at the right of the panel spans about 40 dB in two 20-dB ranges. It is an auto-ranging LED bar-graph display whose scales shift automatically with changes in input level. The level in each channel is seen as an expanding and contracting vertical red bar whose height is calibrated by an adjacent scale. A 0-dB reading is the maximum recommended input, and the word CLIP appears on the display if that value is exceeded.

The Model 902 has a built-in power amplifier rated at 35 watts per channel into 8-ohm loads. It is supplied with a pair of Bozak Model DS1800 speakers, which are compact floor-standing units having upward-radiating, essentially omnidirectional outputs. Low-level delayed outputs are also available at panel jacks for use with another amplifier. The delay circuits are also packaged without the power amplifier and speakers as the Model 901.

The Bozak Model 902 is finished in black, with its basic performance curves and a functional block diagram screened in white on its top cover. It measures 17 $\frac{3}{4}$ "W x 11 $\frac{3}{4}$ "D x 2 $\frac{1}{2}$ "H (45 x 29.8 x 6.4 cm) and weighs 14 $\frac{1}{4}$ lb (6.5 kg). The price of the complete system, including speakers, is \$975. The Model 901 Delay Unit alone (less amplifier and speakers) is \$625.

independent of the delay setting. They do not necessarily have wide bandwidths, merely constant ones. The Advent Model 500, for example, has a fixed 6000-Hz bandwidth, and the Audio/Pulse Model One has a fixed 7000-Hz bandwidth. The ADS Model 10 has an impressive 13,000-Hz bandwidth at its maximum setting. ADS does not suggest using the full bandwidth of its unit on any but the finest program material, and in practice there seems to be little reason to go above 8000 Hz or so in light of the spectral content of the naturally occurring reverberant signals sought to be recreated.

The coherence of the delayed channels varies from being fully in-phase as


the case with the Sound Concepts, SAE, and Bozak units through partially random in the Advent to fully random in the ADS, Audio/Pulse, and Phase Linear models. Each of these companies claims that *their* approach is the most correct one, so it is difficult to be dogmatic about the matter. Logically, it would seem that multiple reflections will never be in phase on both sides of the room, suggesting that a coherent-output device is inherently incapable of simulating real concert-hall ambience. Offsetting this is the fact that the program material on one stereo channel is not in phase with respect to that on the other (if it were, the program material would be monaural), so that even a "coherent"

delay unit would have random phase between its delayed outputs. Probably, the distinction between these types of systems will be apparent only in the way they treat mono programs, and our listening tended to confirm this.

One cannot help wondering about the amplifier power requirements of the delayed channels. Bozak's amplifier is a modest 35-watt/channel (into 8 ohms) unit, but ADS can deliver 100 watts per channel into 4-ohm rear speakers. Does this seem reasonable in view of the fact that the rear speakers are never to be audible as sound sources? Yes, because they are usually played at only slightly lower (perhaps -3 to -6 dB) levels than the front speakers. They are not heard directly because of the Haas effect, which causes us to localize the sound from its first arrival at our ears. This leaves no doubt where the sound is coming from (the front speakers), and the sound from the delay speakers arriving a number of milliseconds later merely adds ambience and is not sensed as the same program. (If the direct sound is fed to the rear speakers, the change is dramatic, yet the power level of the rear channels might not change at all.)

Conclusions. We come now to the specifics of our evaluation of time delay ambience enhancers. Ultimately, opting to add ambience enhancement and the

Phase Linear 6000 Series Two



This unit employs analog bucket-brigade devices as well as mechanical (spring) delay lines for long reverberation times of up to 4 seconds. Most of its control operations are handled by eighteen pushbutton switches grouped functionally. Large knobs control the front and rear speaker volume (separately), the application of either direct (undelayed) or delayed signals to the rear speakers, and select one of four rear-channel, frequency-response characteristics. In addition to a nominally flat response, the switch provides LO or HI CUT response or both simultaneously.

The Phase Linear unit has two primary delay times, one 15 or 20 ms and the other 60 or 90 ms, depending on the clock frequency. Each is selected individually, with a choice of three signal levels ($+3$, 0, or -3 dB). There are two groups of recirculated signals, identified as SHORT and LONG (signifying that they have been recirculated through the 15- or 20-ms or the 60- or 90-ms primary delay register, respectively). The levels of the recirculated signals

can also be set at $+3$, 0, or -3 dB.

The REVERBERATION controls affect the signals that are passed through the mechanical delay line. The SOURCE buttons derive the inputs to the reverberation section from either the SHORT or LONG primary delay registers, and the MASTER CLOCK pushbutton changes the clock frequency by about 20%. This affects all time delay functions in the Model 6000 and is thus a fine adjustment for the entire delay circuit. Taps on the mechanical delay line are selected by the TIME pushbuttons, giving reverberation times of 1, 2, or 4 seconds. There are no overload or other level indicators on the Model 6000, but its dynamic range is sufficient to accommodate the normal output of a preamplifier.

The Phase Linear Model 6000 is styled to match other Series Two Phase Linear components, with a pale gold panel and matching knobs. It is 19"W x 10"D x 5.5"H (49.3 x 25.4 x 14 cm) and weighs less than 20 pounds (9.1 kg). The price of the Model 6000 is \$600.

Measured Performance

Model	HF response @ -3 dB re 1 kHz (kHz)	S/N unwt'd re 1 volt output (dB)	THD @ 1 V. output (%) 1 kHz	Input volts operating range	Coherent delay outputs	Comments
ADS	12.2	66	0.14	NA	No	Built-in Amplifier (100 W/channel into 4 ohms)
Advent	6 (undelayed can be boosted to $+11$ dB in rear outputs)	72	0.3	0.015-3.0	Partial	
Audio/Pulse Model One	7 (CONTOUR can boost 10 dB in 40-60 Hz)	54-63	NA	NA	No	
Audio/Pulse Model Two	NA	NA	NA	NA	NA	
Bozak	7.7	60 (more than 80 with A-wt)	0.5 @ 0.25 volt out (1 v. in)	0.03-1.75	Yes	Built-in amplifier (35 W/channel into 8 ohms)
Phase Linear	4.5 SHORT	More than 80	2 @ 1v 0.45 @ 0.3v	3 max.	No	
SAE	5	57-60	0.2 @ 1.8v. Much higher at LF	0.08 or more	Yes	High regeneration puts large 400- Hz component in output
Sound Concepts	8	70	0.8	NA	Yes	

choice of a particular model are subjective decisions. Our experience with these devices has convinced us that conventional measurements and specifications are of little or no value to an audiophile making a choice from among these products. If the usual undesirable contributions of distortion and noise cannot be heard (and they cannot, by any stretch of the imagination, in any of the units we tested), then all that is left that should influence the choice is their combinations of available time delays and reverberation, and to some extent their delay-channel frequency response properties.

We suspect that a multiplicity of delay times might give a more realistic simulation of concert hall sound than a simple single delay plus reverberation. This is probably true, yet nothing in our experience convinces us of that fact. Plainly put, every one of the tested units is capable of providing a *tremendous* enhancement of the natural qualities of sound. A good time delay system can do more to improve the realism of home music reproduction than any other \$1000 investment we can imagine (assuming that one already has good front-channel components).

The other side of the coin is that virtually every one of the units tested can also create a terribly unnatural, obviously artificial sound when misadjusted. Some are more capable of such misadjustment than others. This should not be held against them because they can just as easily be adjusted correctly. For example, the Phase Linear Model 6000 can be set to give bizarrely long

SAE Model 4100



This component is so new that specifications and a complete instruction manual were not available when we received the unit for evaluation. The preliminary instruction manual, apart from a basic description of the unit's controls, told us only that the Model 4100 has three separate delay times, labelled **SHORT**, **MEDIUM**, and **LONG** roughly corresponding to delays of 10, 30 and 50 ms.

Except for three pushbutton switches, all controls are horizontal slider potentiometers. A **DIRECT** pushbutton feeds the input signal, undelayed, to the rear outputs when it is engaged. When the switch is disengaged, the rear outputs furnish the delayed signals. The Model 4100 is designed to be compatible with quadraphonic systems and has input jacks for externally derived rear-channel signals.

Pressing the **DISCRETE** pushbutton routes the externally derived rear input signals directly to the output jacks, allowing full quadraphonic operation if the unit is connected to a four-channel system. Finally, the **BLEND** pushbutton injects some delayed signal into the front channel outputs to improve ambience when listening to some types of closely miked program

material. For normal ambience enhancement, all three pushbuttons are left in their **OUT** positions.

An **INPUT LEVEL** slider matches the unit's sensitivity to the incoming program material with the aid of a red **PEAK** LED. Once this control has been adjusted so that the LED does not flash on the loudest program peaks, there is usually no need for further adjustment. Each of three delay circuits has its own level control slider, and the outputs of the three are added according to the settings of the **SHORT**, **MEDIUM**, and **LONG** level controls. The **REGENERATION** slider governs the amount of delayed signal that is recirculated through the delays to produce a reverberative effect. The final control is an **OUTPUT LEVEL** adjustment. Because the three delayed signals are summed, any substantial change in the summer control settings may require readjustment of the output level control which affects only the delayed channels.

The SAE Model 4100 has distinctive SAE styling with a black cabinet and walnut side panels. It measures 15.75"W x 8.4"D x 3"H (40 x 21.3 x 7.6 cm) and weighs approximately 7 pounds (3.2 kg). The price of the Model 4100 is \$500.

Manufacturers' Specifications

Model	No. of initial delays	Range of initial delays (ms)	Longest delay (ms)	Reverb. time (s)	Input sens. range (volts)	S/N (dB)	Delay bandwidth (kHz)
ADS	3	10-40	100	0-1.6	0.75-3	80	13
Advent	2	1-100	100	NA	0.3-3	80	6
Audio/Pulse Model One	4	8-94	94	0.2-1.2	0.14-2	65	8
Audio/Pulse Model Two	3	19-103	103	0.1-0.6	0.05-3.3 V (low) 1.2-60 V (high)	72	8
Bozak	1	20-120	120	up to several	NA	NA	7.7
Phase Linear	2	15-90	90	0.2-4	2.5 max	94	6 (short) 2.5 (long)
SAE	3	10-50	50	NA	NA	NA	NA
Sound Concepts	1	5-50 (100 in mono)	50 (100 in mono)	NA	NA	85	8

Sound Concepts Model SD550.



One of the early time delay devices for home music systems was a Sound Concepts product, and the current Model SD550 is a second-generation device. A bucket-brigade delay system, it is designed for use with four-channel as well as stereo systems. Its operation is controlled by five sliders and a group of four rocker switches. A DELAY TIME control has a calibrated range of 5 to 50 ms. The REVERBERATION slider calibrated over an arbitrary range of 0 to 10, governs the amount of signal injection from the delayed output of one channel to the input of the other.

The high-frequency response of any bucket-brigade system drops off rapidly as delay time increases. Fortunately, this effect is consistent with the natural increase in absorption of highs as one moves back in a concert hall and longer delays are involved. It therefore does not result in any unnatural or grotesque effects. Nevertheless, one school of thought holds that wide bandwidth is desirable or even necessary in the delayed channels, and Sound Concepts has provided a means to achieve this result. The HI FREQ ROLLOFF slider is calibrated in decibels from +6 to -3 dB, and has a separate scale of 5 to 50 matching the delay time scale. When it is set to correspond to the delay in use, the high frequencies are boosted to maintain the frequency response out to approximately 8000 Hz, where it is down 3 dB nominally.

A FRONT MIX LEVEL slider controls the amount of delayed signal that is injected into the front outputs of the SD550 and a

REAR LEVEL control governs the overall output of the delay channels.

The DELAY RANGE rocker switch parallels the two input channels and cascades the delay channels to provide a mono output delayed up to 100 ms. The REAR OUTPUT switch routes either the delayed channels or the back channels of a gradraphonic system to the rear outputs. A DELAY MIX rocker switch allows the delayed outputs to be injected into the front channel outputs to a degree determined by the setting of the FRONT MIX slider control. The INPUT switch enables the delay processing to be applied to the usual stereo or mono input signals or to the front channels of a quadraphonic system. Sound Concepts suggests that the latter alternative will often give a more natural result than that obtained using a standard four-channel decoder.

The Sound Concepts Model SD550 is exceptionally noncritical in its level requirements. Included is a 2:1 compander that reduces internal noise to negligible levels. There is no risk of overloading it from any normal preamplifier output signal. In fact, the unit has no obvious level controls, unlike most other ambience enhancers. Actually, there are two screwdriver-adjustable input level controls in the rear, together with overload LEDs, but they are preset and it is best not to disturb them.

The delay unit is finished in flat black, measures, 15.5"W x 9"D x 3.5"H (39.4 x 22.9 x 8.9 cm) and is also available with a rack mounting panel 19" (48.3 cm) wide. It weighs 7 lb (3.2 kg) and is \$675.

The *real* distinctions are in the area of human engineering. That is, how easy or difficult the units are to set up and adjust for the desired effect. Here we have some definite conclusions, although they must be qualified as being purely subjective.

The easiest and most logical time delay device to adjust and use, without question, is the Advent Model 500 SoundSpace Control. The single-lever SIZE control, and the small REVERBERATION knob, are the only controls that must be touched on this unit, once the initial installation has been made. The unit is so noncritical in matters of level adjustment that we consider it to be close to a "set and forget" device. In spite of this, it has all the flexibility most would ever want, and sounds superb.

The most refined and sophisticated of the group (referring to its capabilities, not necessarily its internal design) is the ADS Model 10. It has, in our view, an overabundance of controls, most of which have such subtle effects that we frequently could not detect them. They do give the panel a cluttered appearance, in spite of the use of miniature toggle switches for many of them, and we never could manage to handle the unit without accidentally disturbing the setting of something. This complexity is offset to a great extent by the superior sound from the Model 10. It was especially impressive on mono discs, which acquired an ambience that put to shame most current stereo records when they were played through the time delay system. Also, the speakers of the Model 10 are small, unobtrusive, and deliver an excellent sound quality.

Although we had a very limited exposure to the Bozak Model 902, we could see that it is one of the simplest to use, and probably comes close to the Advent 500 in that respect.

The Audio/Pulse Model One has been a part of one of our music systems for some time. Its performance as a time-delay device is first rate, but the need to reset the input level switches every time a large change in signal level occurs is disconcerting. Also, operating the decay-time and level pushbuttons can sometimes introduce an audible "twang" in the sound.

With respect to sound quality and delay effects, the Audio Pulse Model Two appears to be very comparable to the Model One and several other delay units. That is, it can give a very satisfying sense of ambience or can be set for an exaggerated and unnatural echo

reverberations which are intolerable with most kinds of music. With some choral works, however, the effect is uncannily like "being there". At the other extreme is the ADS Model 10, which is the most subtle of the group in the nuances of its sound modifications. It is difficult to make anything sound really wrong through this unit, the only one to have solved, at least partially, the "announcer in a barrel" sound effect.

If all these units work so well, and sound so much alike, are there any real

distinctions to be made between them? Yes, indeed, but first let it be said that they do *not* all sound alike. True, most of them sound more alike than different, but the one that could never be mistaken for any other is the Phase Linear. Its drastic loss of highs and general emphasis on mid-bass output make it sound extremely muffled and heavy when heard without any contribution from the direct channel. Nevertheless, when used as a time-delay device, its sound is not as objectionable.

sound or any condition in between.

The major difference from the Model One, from the user's standpoint, is the vastly simplified operating control configuration of the Model Two. It is effectively almost identical with the Advent unit in its control complexity and ease of use, except that the level indicator LEDs of the Audio Pulse give the impression of requiring more frequent level adjustments as program conditions change. Because the output level must be adjusted at the same time, this is rather awkward compared to the three-position input sensitivity switch of the Advent, which hardly ever requires attention. However, we found the setting of the sensitivity to be much less critical than that in the Model One; and so long as some of the green LEDs are flashing, noise in the output is inaudible.

Considering the substantially lower price of the Model Two compared to the Model One, and its greatly simplified operation and built-in amplifier, it is clearly an outstanding value. To our ears, it was not quite as undetectable in operation as the Advent or ADS units, but the difference was slight.

The Sound Concepts SD 550 has also been in use here for some time, and we find it to be one of the easiest to set up. Not only does it not make any noise, but we have yet to be able to flash its rear-mounted overload lights. Despite its relative simplicity as to the number of available delays and their processing, it sounds natural so long as maximum reverberation is not used. This can introduce a "boing" sound sometimes.

The SAE Model 4100 is especially interesting because of its price which is appreciably less than the others. It has all the versatility one would desire and sounded, for the most part, as good as any of the other units in our comparative tests. On the human-engineering side, we suspect that a proper instruction manual would overcome most of our objections. We set the controls by guesswork, and could not fault the results. Our two criticisms deal with first the manner in which the three delay signals are summed, which affects the overall volume of the delayed sound when the delays are changed, and second the regeneration control, which can produce a hard, "twangy" sound when set too high. If its setting was limited to the lower half of its range, it sounded fine. We note also that, although it is a bucket-brigade unit, the delays are fixed and apparently compensated for a uniform frequency response, thus, the upper frequency lim-

it remains about 5000 Hz no matter where the level adjustments are set.

Finally, we come to the Phase Linear Model 6000. We are "turned off" by the prospect of punching our operating conditions into a panel of eighteen pushbuttons. In fairness, it is not as difficult to use as it seems, once one has had some practice, but it is still the least convenient of the group to operate. We also find its lack of highs sometimes noticeable and objectionable. Although the unit has a knob that can reduce the highs, we cannot imagine the need for this. Rather, it could use a considerable treble boost. Perhaps the ease with which the Phase Linear can be set to give unnatural effects was another factor that influenced our reaction to it.

Whatever type of time delay device is used, the most important thing to remember is "IF YOU CAN HEAR THE REAR SPEAKERS, THEY ARE TOO LOUD!!!" The delayed volume can be turned up until it is audible, and then backed off until the rear channels can no longer be heard as distinct sound sources. Check by shutting off the rear speakers. (Many of the delay units have a switch for this. It can be done at the amplifier.) If the level is correct, shutting them off will cause the sound to contract to the front, becoming dull and comparatively lifeless. Restoring the ambience will make you wonder how you ever got along without it! ◇

For More Information:

ADS
1 Progress Way
Wilmington, MA 01887

Advent Corporation
195 Albany St.
Cambridge, MA 02139

Audio/Pulse, Inc.
Bedford Research Park
Crosby Drive
Bedford, MA 01730

Bozak, Inc.
P. O. Box 1166
Darien, CT 06820

Phase Linear Corporation
20121 48th Ave. West
Lynnwood, WA 98036

Scientific Audio Electronics, Inc.
P. O. Box 60271 Terminal Annex
Los Angeles, CA 90060

Sound Concepts, Inc.
P. O. Box 135
Brookline, MA 02146

The world of electronics gee-wizardry



-YOURS FREE.


32-pages of test instruments — from the latest digital multimeters to the famous EICO scopes. Security systems. Automotive and hobbyist products. Kits and assembled. EICO quality. EICO value. For FREE catalog, check reader service card or send 75¢ for first class mail.

EICO® 108 New South Road
Hicksville, N.Y. 11801

CIRCLE NO. 16 ON FREE INFORMATION CARD

Put Professional Knowledge and a COLLEGE DEGREE in your Electronics Career through

HOME STUDY



Earn Your DEGREE

by correspondence, while continuing your present job. No commuting to class. Study at your own pace. Learn from complete and explicit lesson materials, with additional assistance from our home-study instructors. Advance as fast as you wish, but take all the time you need to master each topic. Profit from, and enjoy, the advantages of directed but self-paced home study.

The Grantham electronics degree program begins with basics, leads first to the A.S.E.T. degree, and then to the B.S.E.T. degree. Our free bulletin gives complete details of the program itself, the degrees awarded, the requirements for each degree, and how to enroll. Write for *Bulletin E-80*.

Grantham College of Engineering
(2500 South La Cienega Blvd.)
P. O. Box 35499
Los Angeles, CA. 90035

Worldwide Career Training thru Home Study
CIRCLE NO. 21 ON FREE INFORMATION CARD

ANNOUNCING ... A New CREI Program: Minicomputer & Microprocessor Technology Including A Microprocessor Laboratory

Now you can learn at home
the new technology that is
revolutionizing electronics

The microprocessor has ushered in the age of microtechnology and electronics will never again be the same. The microprocessor has made possible the placing of an entire computer on a silicon chip one quarter inch square. The microprocessor "miracle chip" is in the process of changing the world. Soon all technical personnel in electronics will have to understand and work with the microprocessor. It is invading virtually every area of electronics. And it is profoundly affecting your electronics career.

Brand New Program

CREI has a brand new program to help you learn how to work effectively with this revolutionary electronics development. CREI's new program in Minicomputer and Microprocessor Technology is designed to prepare you for this field by giving you the education and practical experience you need.

The program provides solid preparation in electronics engineering technology with a specialization in minicomputers and microprocessors. In addition, it includes a microprocessor laboratory which features a fully programmable microcomputer which utilizes the Motorola 6802 microprocessor chip. This is an extremely important element of your program.

Programming Essential

As you may well know, you must learn how to *program* the microprocessor in order to design, service or troubleshoot microprocessor electronic systems. There is only one effective way to learn this all-important skill of programming and that is by actually *doing it*. CREI's new program gives you this opportunity as you work with the exciting microprocessor laboratory.

Programming Is Easy

With CREI's new program, learning the skill of programming is simple. Within a few hours you'll be programming the microprocessor and in a short time you'll learn how to program it in three languages: BASIC, assembly and machine languages. In addition, you will learn how to interface the microprocessor with other systems and to test and debug specialized programs.

Preparation at Home

Wide Choice of Programs

Please note, however, that CREI's new program is only one of 16 state-of-the-art programs in advanced electronic technology offered by CREI. So even if you choose not to specialize in micro-processor technology, CREI has an advanced electronics program to meet your needs.

With CREI, you may choose from any of the following areas of specialization in advanced electronics:

- Microprocessor Technology
- Computer Engineering
- Communications Engineering
- Digital Communications
- Electronic Systems
- Automatic Controls
- Industrial Electronics
- Television Engineering
- Microwave Engineering
- Cable Television
- Radar and Sonar
- Nuclear Instrumentation
- Satellite Communications
- Aeronautical and Navigational
- Solid State Theory
- Nuclear Engineering

Unique Lab Program

An exclusive option available with CREI programs in electronic engineering technology is CREI's unique Electronic Design Laboratory program. It gives you actual experience in designing practical electronic circuits. It also helps you to understand the theories of advanced electronics and gives you extensive experience in such areas as tests and measurements, breadboarding, prototype construction, circuit operation and behavior, characteristics of electronics components and how to apply integrated circuits. Only CREI offers this unique Lab Program.

Practical Engineering

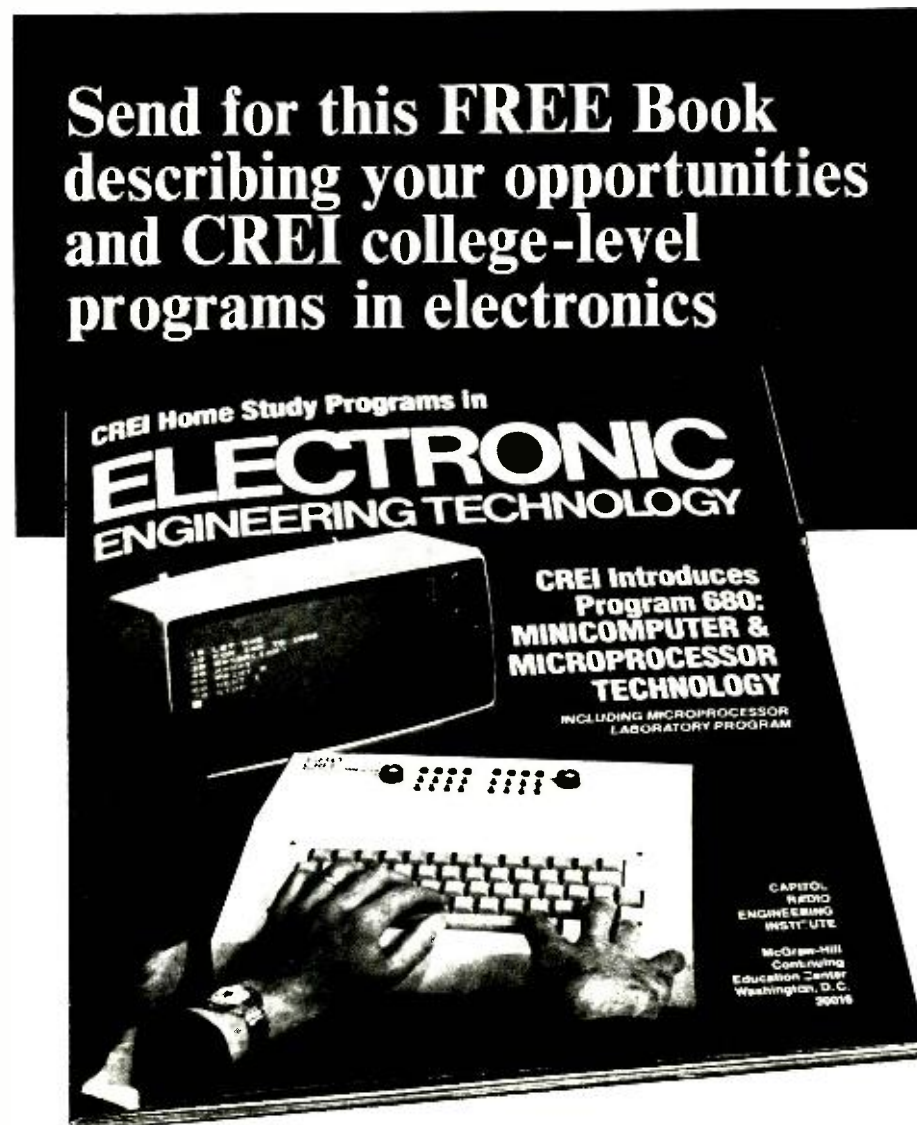
CREI programs give you a practical engineering knowledge of electronics. That is, each part of your training is planned for your "use on the job." By using your training, you reinforce the learning process. And by demonstrating your increased knowledge to your employer, you may qualify for faster career advancement.

Free Book

There isn't room here to give you all of the facts about career opportunities in advanced electronics and how CREI prepares you for them. So we invite you to send for our free catalog. This fully illustrated, 56 page book describes in detail the programs, equipment and services of CREI.

Qualifications

You may be eligible to take a CREI college-level program in electronics if you are a high school graduate (or the true equivalent) and have previous training or experience in electronics. Program arrangements are available depending upon whether you have extensive or minimum experience in electronics.



Mail card or write describing qualifications to

CREI **CAPITOL
RADIO
ENGINEERING
INSTITUTE**

**McGraw-Hill Continuing Education Center
3939 Wisconsin Avenue Northwest
Washington, D.C. 20016**

Accredited Member National Home Study Council

GI Bill


CREI programs are approved for training of veterans and servicemen under the G.I. Bill.



SAVE \$25.00

Model 8100 Frequency Counter Kit

- Range: 20Hz to 100MHz
- High Sensitivity
- Resolution to 0.1Hz



Now you can forget about price/performance trade-offs when you select a frequency counter. In Sabtronics' Model 8100 kit you get all the characteristics of superior performance at a low, affordable price.

This frequency counter, employing LSI technology, has the performance and input characteristics you demand: guaranteed frequency range of 20Hz to 100MHz (10 Hz to 120MHz typical); selectable hi/lo impedance; superior sensitivity; selectable resolution and selectable attenuation. Plus an accurate time base with excellent stability.

An 8-digit LED display features gate activity indicator, leading zero suppression and overflow indicator. You would expect to find all these features only on high-priced instruments — or from Sabtronics' advanced digital technology.

BRIEF SPECIFICATIONS:

- Frequency Range: 20Hz to 100MHz guaranteed. (10Hz to 120MHz typical) • Sensitivity: 15mV RMS, 20Hz to 50MHz (10mV typical); 25mV RMS, 50MHz to 100MHz (20mV typical)
- Selectable Impedance: 1M Ω / 25pF or 50 Ω • Attenuation: X1, X10 or X100 • Accuracy: \pm 1Hz plus time base accuracy • Aging Rate: \pm 5ppm/yr. • Temperature Stability: \pm 10ppm, 0 $^{\circ}$ C to 40 $^{\circ}$ C
- Resolution: 0.1Hz, 1Hz, 10Hz selectable • Display: 8-digit LED, overflow indicator, gate activity indicator • Overload Protection
- Power Requirement: 9-15 VDC @ 330mA



Model 2000, 3 1/2 Digit DMM Kit

- 5 Functions, 28 Ranges
- Basic DCV Accuracy:
0.1% \pm 1 Digit

The amazing Sabtronics 2000 is the choice of both professionals and hobbyists. It's the only portable/bench DMM that offers so much performance for such an astonishing low price.

You get basic DCV accuracy of 0.1% \pm 1 digit; 5 functions giving 28 ranges; readings to \pm 1999 with 100% overrange; overrange indication; input overload protection; automatic polarity; and automatic zeroing.

The all-solid-state Model 2000 incorporates a single LSI circuit and high-quality components. Our clear, step-by-step manual simplifies assembly. Complete kit includes a rugged high-impact case ideal for both test-bench and field use.

BRIEF SPECIFICATIONS:

- DC volts in 5 ranges: 100 μ V to 1kV • AC volts in 5 ranges: 100 μ V to 1kV • DC current in 6 ranges: 100 nA to 2A • AC current in 6 ranges: 100 nA to 2A • Resistance: 0.1 Ω to 20M Ω in 6 ranges
- AC frequency response: 40 Hz to 50kHz • Display: 0.36" (9.1mm) 7-segment LED • Input Impedance: 10M Ω • Size: 8"W \times 6.5"D \times 3"H (203 \times 165 \times 76 mm) • Power requirement: 4.5-6.5 VDC \cdot 4 "C" cells (not included).

Special Offer! Save \$25.00*

If you order both the frequency counter and DMM kits now, you pay only \$144.90 including shipping and handling. You save \$25.00 off the combined regular low price of \$169.90. Order both kits now. This special offer good for a limited time only.

*Special offer good in USA only.

Making performance affordable.


sabtronics 

13426 Floyd Circle • Dallas, Texas 75243
Telephone 214/783-0994

Special Offer Expires Feb. 15, 1979

Sabtronics International Inc. 13426 Floyd Circle Dallas Tx 75243		PE-2
<input type="checkbox"/> Yes, I want to take advantage of your special \$25.00-off offer.*		
Please send	Model 8100 and Model 2000 kit(s) for only \$144.90 total including shipping and handling	\$
Please send	Model 8100 Frequency Counter kit(s)	@ \$89.95 ea \$
	Shipping and handling	\$ 5.00/unit* \$
Please send	Model 2000 DMM kit(s)	@ \$69.95 ea \$
	Shipping and handling	\$ 5.00/unit* \$
	Texas residents add sales tax	\$
	Total enclosed	\$
<input type="checkbox"/> Check	<input type="checkbox"/> Money Order	<input type="checkbox"/> Charge my Master Charge
	Acc. No.	Visa
Name	Exp. Dt.	
Address		
City	State	Zip
*USA only. CANADA: \$6.50. FOREIGN: \$19.00 AIRMAIL.		

BUILD "CRUISEALERT" A 55 MPH SPEED-LIMIT ALARM



*Automobile add-on device
for highway safety*

TO STAY within the 55-mph national highway speed limit, one must keep one eye on the road and the other on the speedometer. This can be a dangerous situation at highway speeds when your whole attention should be fixed on the road. It would be far safer, therefore, if you could keep a constant eye on the road and have some audible means for alerting you when you have exceeded the speed limit. This is exactly what the "Cruisealert" described here was designed to do.

The Cruisealert works on the principal that, with a given vehicle, there is a close relationship between engine rpm and road speed. It constantly monitors engine rpm and is preset to sound an alarm when engine rpm reaches a value that causes your vehicle to travel at 55 mph (or some selected lower speed). When this happens, the Cruisealert sounds a beeper to alert you that you are at the legal speed limit. At no time do you have to take your eyes from the road. And the Cruisealert can be used with 4-, 6-, and 8-cylinder engines.

Circuit Operation. A schematic diagram of the Cruisealert is shown in Fig. 1. Components $R1$, $R2$, $C1$, and $D1$ both filter and clip the raw signal coming from the engine's distributor contacts. Resistor $R1$ and capacitor $C1$ form a single-stage low-pass filter that has a time constant of about 1.5 ms, which is long enough to provide smoothing for the transient, oscillatory-like waveforms present at the points. The frequency range is between 40 and 170 Hz, which approximately corresponds to a four-cylinder engine at a road velocity of about 30 mph and an eight-cylinder engine at approximately 70 mph.

Zener diode $D1$ clips the input voltage swing to approximately +7 and -0.7 volts, suitable for use by the following circuitry.

Positive-edge retriggerable monostable multivibrator $IC1A$ functions as a frequency discriminator, while $IC1B$ forms the annunciator section. The filtered and limited signal from the input filter is applied to $IC1A$ via input current limiting resistor $R2$. This portion of the dual mul-

tivibrator is arranged to deliver an output pulse at pin 6 when triggered by a positive spike. The pertinent waveforms for $IC1A$ are shown in Fig. 2.

Resistors $R5$ and $R6$, potentiometers $R12$ and $R7$, and capacitor $C3$ control the on time (T_{ON}) of the multivibrator. For the three relationships shown in Fig. 2, the on time of $IC1A$ remains constant, regardless of the input frequency, while the off time (T_{OFF}) changes with the input frequency. As the input frequency increases and approaches the threshold frequency of the multivibrator, T_{ON} remains constant while T_{OFF} diminishes. At the critical threshold frequency, T_{OFF} diminishes to zero. The resulting output is a constant logic 1 as shown in Fig. 2C.

Diode $D3$, resistor $R13$, and capacitor $C5$ form a negative-going integrating pulse detector. As long as the cathode of $D3$ (pin 6 of $IC1$) remains at logic 0, $C5$ remains fully charged.

For all input frequencies lower than the threshold frequency of the multivibrator, a negative-going T_{OFF} signal appears at pin 6 of $IC1A$, which forces $C5$'s

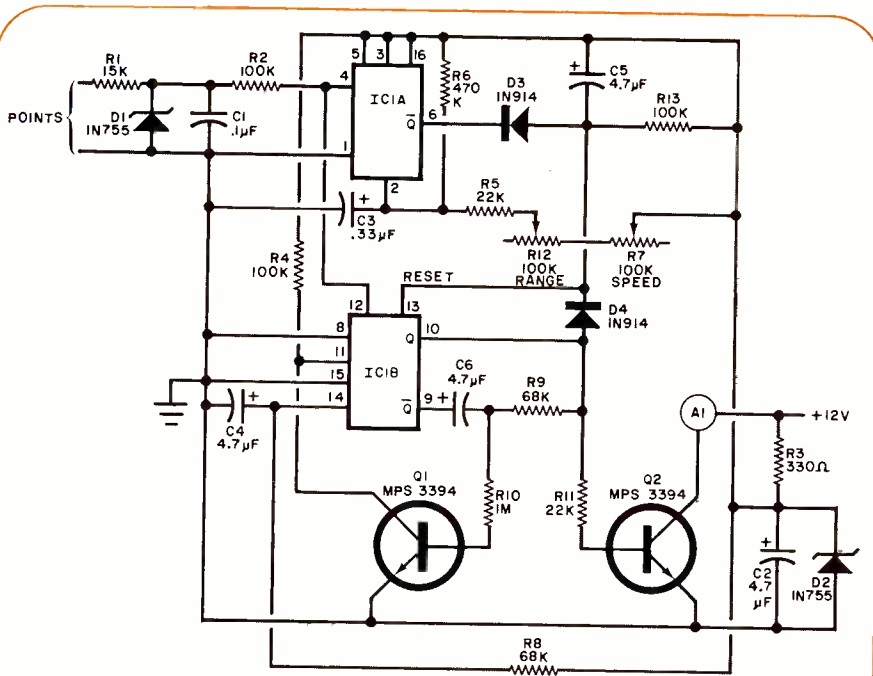


Fig. 1. Frequency discriminator IC1A triggers IC1B to sound alarm when input frequency from distributor points exceeds predetermined limit.

PARTS LIST

- | | |
|---|--|
| AI—SNP Sonalert or similar alarm | R5, R11—22,000 ohms |
| C1—0.1- μ F, 50-V tantalum | R6—470,000 ohms |
| C2, C4, C5, C6—4.7- μ F, 50-V tantalum | R7—100,000-ohm panel-mount potentiometer |
| C3—0.33- μ F, 50-V tantalum | R8, R9—68,000 ohms |
| D1, D2—1N755 (7.5-V, 400-mW) zener | R10—1 megohm |
| D3, D4—1N914 switching diode | R12—100,000-ohm, pc-mount potentiometer |
| IC1—MC14528CP dual monostable multivibrator | Misc.—4" x 2 1/2" x 2 1/2" (10.2 x 5.7 x 5.7 cm) box; control knob; dry-transfer lettering kit; 16-pin IC socket (optional); hookup wire; solder; machine hardware; etc. |
| Q1, Q2—MPS3394 or similar transistor | Note—A complete kit of parts is available for \$29.95 from EALAB Associates, Box 737, Smithtown, NY 11787. |
| Following are $\frac{1}{2}$ -W, 10% resistors unless otherwise noted: | |
| R1—15,000 ohms | |
| R2, R4, R13—100,000 ohms | |
| R3—330 ohms | |

pin 12. When triggered, the Q and not-Q outputs change state with a logic 1 and logic 0 appearing at the Q and not-Q outputs, respectively.

The logic 1 at the Q output turns Q2 on via R11, which activates alarm A1. At this time, the voltage at the junction of C6 and R9 instantly drops below ground and then gradually rises above ground due to the charging current through R9 whose source is the logic 1 at the Q output. When this voltage eventually rises above 0.7 volt above ground (one diode drop), Q1 switches on and its collector drops to ground level. By virtue of logic-gate action, a logic 0 at pin 11 inhibits the input pulse stream at pin 12 from further triggering the multivibrator. In the absence of triggering pulses, the multivibrator eventually times out as determined by the C4/R8 time constant.

The subsequent change of state at the Q and not-Q outputs causes Q2 to switch off, silencing the alarm. Since R9 now "sees" a logic 0 source at the Q output, the voltage at the C6-R9 junction eventually drops to ground potential. When this junction reaches 0.7 volt, Q1 turns off and its collector assumes a logic 1 state via R4. This allows the pulse train at pin 12 to once again trigger the multivibrator. It is in this manner that the astable action of IC1B is sustained only when the master reset at pin 13 is maintained at logic 1. The waveforms associated with IC1B are shown in Fig. 3.

Hysteresis Dead-Band Circuit.

The frequency of the mechanical camrotor points breaker system used in the majority of engines is inherently unstable. Even if the engine's rpm were to be held absolutely constant, careful examination of the instantaneous frequency of the points would reveal some frequency modulation. This is due to a variety of factors such as a bent distributor shaft, variations in machining tolerances of the cam lobes, and, most of all, badly burned points.

Since the Cruisealert functions solely as a frequency discriminator, frequency modulation of the breaker points can lead to random and erratic triggering. To make the circuit immune to small incremental frequency variations, diode D4 was added. Its function is to increase and hold the dc voltage at the negative end of C5 when IC1B is operating (Q output is at logic-1). The result of this addition is illustrated in Fig. 4, which depicts the relationship between the point frequency and the alarm state. Examination of this chart shows that the alarm's turn-on frequency is slightly

negative terminal to near ground potential. When the input frequency exceeds the critical threshold frequency, the voltage step T_{off} disappears and becomes a logic 1 (Fig. 2C). At this instant, diode D3 then becomes reverse biased, causing the negative side of C5 to rise towards the +V through R13.

Retriggerable monostable multivibrator IC1B and transistors Q1 and Q2 form the annunciator section. The main triggering input at pin 12 responds only to voltage transitions, while master reset at pin 13 responds to dc levels. In this circuit, IC1B is arranged so that to initiate astable action, a constant ac trigger signal must be present at pin 12. This is accomplished by connecting this input to the filtered and clipped ac signal source generated by the distributor points.

When the input frequency is below the

discriminator's threshold frequency, the negative end of C5 is near ground. Since this point is connected to pin 13, a logic 0 at this input forces IC1B to assume a reset condition in which the Q and not-Q outputs are held at logic 0 and logic 1, respectively. At this time, C6 (connected between the two outputs via resistor R9) is fully charged to the voltage difference between the two outputs. The logic 0 level at Q also holds Q1 in the off condition via R9 and R10. The collector of Q1 is held at a logic 1 to allow the input pulses at pin 12 to trigger IC1B.

When the input frequency rises above the discriminator's threshold frequency, the voltage at the negative end of C5 assumes a positive (logic 1) potential. The logic 1 at pin 13 causes IC1B to be triggered by the input pulse train present on

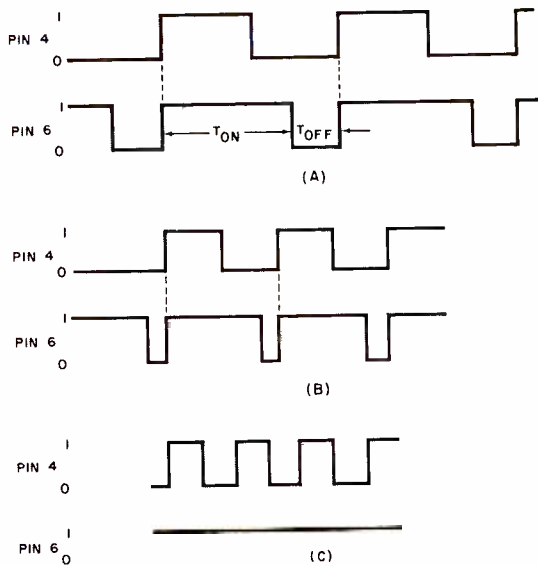


Fig. 2. Waveforms for IC1A show how off time of output (pin 6) varies as frequency of input at pin 4 increases.

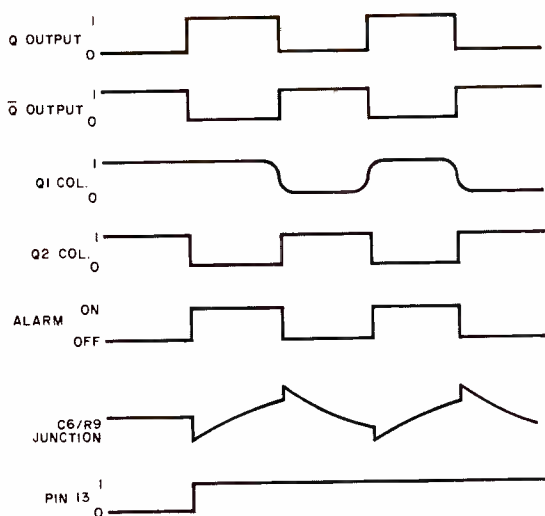


Fig. 3. Timing diagram for IC1B shows waveforms which can be expected at various points in circuit.

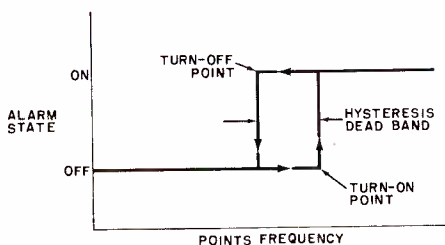


Fig. 4. Hysteresis of input frequency versus alarm state. Difference is less than 2 mph.

greater than its turn-off frequency. The difference between these two frequencies defines the hysteresis deadband, which in terms of vehicle road velocity is less than 2 mph.

Construction. The circuit can be built on a printed circuit board, the etching-and-drilling and components-placement guides for which are shown in Fig. 5. Note that SPEED control potentiometer R7 and the alarm are both mounted on the box in which the circuit is housed.


After R7 is mounted, attach a pointer knob to its shaft and provide some kind of marking surface below the knob. Starting at the fully counterclockwise position, mark off 10 equally spaced points to the clockwise limit stop.

Drill a small hole in the Cruisealert's front panel so that trimmer adjust potentiometer R12 can be reached with a screwdriver after the pc board is in place. Connect the alarm and R7 to the pc board as shown in Fig. 5. Then connect three long insulated leads to the vehicle's electrical system to provide input.

Select a suitable mounting position in the vehicle. Route the INPUT lead through the firewall and connect it to the screw connector of the ignition coil that goes to the distributor points. Connect the GROUND lead to a convenient metal screw or bolt and the 12-volt lead to a switched +12-volt source, such as the lead that feeds the radio. Insulate all connections.

(Continued on page 60)

Photo at right shows the author's prototype with speed control potentiometer R7 at left and loudspeaker at right. The hole in center is to gain access to R12 in making final adjustments with passenger's aid.



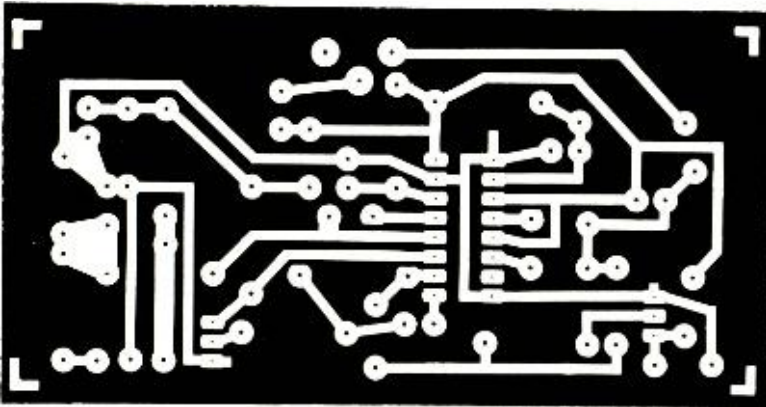
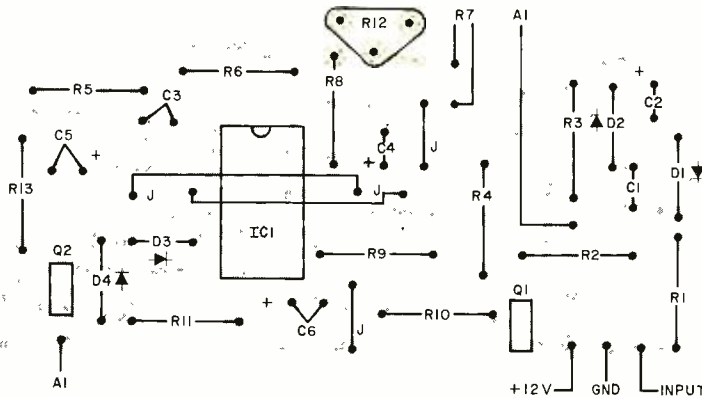


Fig. 5. Actual size etching and drilling guide (above) and components placement (below) for printed circuit board.



Adjustment. The Cruisealert is designed to provide an overspeed alarm indication for selected road speeds between 30 and 70 mph for a four-, six-, or eight-cylinder engine. In the interests of safety, it is recommended that the following adjustments be made by a passenger and not the driver.

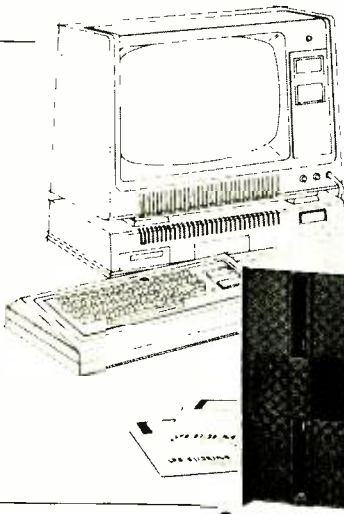
Using a small screwdriver, rotate *R12* (RANGE) fully clockwise via the access hole in the front panel and leave the screwdriver engaged in the trimmer slot. Set the front-panel SPEED control (*R7*) knob to the fifth mark on its scale.

Drive the car until the speedometer indicates 55 mph and try to maintain this speed. Very slowly adjust *R12* until the Cruisealert just starts to beep. Then remove the screwdriver. This completes the range setting, and the SPEED control is set to 55 mph. Note that the SPEED control's scale indications are only relative and do not correspond to vehicle speed.

To preset the Cruisealert to operate at another road speed, rotate the SPEED control fully clockwise, drive the car at the desired speed, and while maintaining this speed, slowly adjust the SPEED knob until the alarm sounds. ◇

NOW...

Add-on Mini-Disc for the TRS-80*



Dual and triple drives also available.

only **\$399⁰⁰**

from **PERCOM**

Requires 16K RAM, Level II BASIC and Expansion Interface.

PERCOM DATA COMPANY, INC.
Dept. PE • 318 BARNES • GARLAND, TEXAS 75042
Phone: (214) 272-3421
To Order Call 1-800-527-1592

*RADIO SHACK and TRS-80 are trademarks of Tandy Corporation which has no relationship to PERCOM DATA COMPANY, INC.

CIRCLE NO. 44 ON FREE INFORMATION CARD

PROFESSIONAL AIDS
SHELF FILES
KEEP MAGAZINES,
CATALOGS, MANUALS,
JOURNALS, DIRECTORIES
AND REPORTS NEAT,
ORGANIZED



Eliminate the clutter of loose magazines, catalogs, etc. Find what you want, when you want it by utilizing these handy shelf or desk top files.



STORE ON SHELVES

Available in 6 sizes from Reader's Digest to newspaper size. Constructed of heavy duty fibreboard. Attractive blue front panel. Adhesive identification labels included. Popular letter size: 11 1/2 x 9 x 3 3/4. 10 for \$15.89. 25 for \$28.97. Other sizes available. Request Catalog.

MASTERCARD
VISA ACCEPTED
ADVISE CARD NO.
& EXPIRATION DATE

PROFESSIONAL AIDS CO.
1 S. WACKER DR.
Suite P-1
CHICAGO, ILL. 60606

DESK TOP INSTANT DATA SYSTEM
FIND THOUSANDS
OF FACTS AT
COMPUTER SPEED



NO
FILING OR
REVIEWING
EVER!

COMPACT.
EASY-TO-DO

The modern rapid way to locate countless facts at your desk without thumbing thru files. Specially coded cards are used to record any information you want close at hand — technical data, formulas, abstracts, case hist., bibliographies. Obtain just what you need in seconds — any group separates automatically simply by inserting a rod. No slow inefficient cross filing — no mechanical parts — no special training — minimum set up time.

30 DAY MONEY BACK GUARANTEE

Basic package **ONLY \$39⁹⁰** POSTPAID

(200 cards, hand notcher, sorting rods, instructions). Additional cards: 1000 for \$60.00 postpaid. Sample Card Available.

FREE
LITERATURE
ON REQUEST

Information Retrieval System, Div. of **PROFESSIONAL AIDS CO.**
1 S. WACKER DR.
Suite P-2
CHICAGO, ILL. 60606

CIRCLE NO. 47 ON FREE INFORMATION CARD

Now — fix today's color TV sets fast!


COLOR TV SERVICING

By Walter H. Buchsbaum

Third Edition

Save \$12.66! Publisher's price \$14.95.

YOURS FOR JUST \$2.29.



Buchsbaum! TV servicing! What a combination!

It's the brand-new, up-to-the-minute edition of Walter H. Buchsbaum's authoritative **COLOR TV SERVICING** — bringing you a mint of information on the latest color TV technology — the newest integrated circuits — the latest solid-state circuits — and the newest color TV picture tubes — **all illustrated with over 140 diagrams and photographs** that make troubleshooting procedures easier for you to use.

This book is presently selling for \$14.95. But, **now**, you can have it for **just \$2.29!** It's our way of introducing you to the **Electronics Book Service**, the no-obligation, risk-free book club which is presently keeping over 50,000 technicians, troubleshooters and hobbyists informed of the best, the most useful new books in the field of electronics.

COLOR TV SERVICING is typical of the practical selections we offer our members. It gives you solid, expert help on all kinds of color TV repair problems. It shows you how to save time — money — and work.

This is why we've chosen it to introduce you to the **Electronics Book Service**. Join now, as a trial member, and you receive your copy of **COLOR TV SERVICING**, 3rd Edition, for just \$2.29. This is your **only** purchase commitment of membership.

The **Electronics Book Service** has NO additional purchase requirements. Once you have paid \$2.29 for your copy of **COLOR TV SERVICING**, you are under no obligation to buy any other club selection. This is why the **Electronics Book Service** is unique.

Since the first edition of **COLOR TV SERVICING** was published, over 50,000 copies have been sold. Over 50,000 smart TV repairmen and hobbyists have been using it as their Bible. Over 50,000 TV servicemen have boosted their incomes with its help.

Since 1968, when the second edition was published, a lot has happened in electronics. Integrated circuits. Transistor configuration. New color picture tubes. Greatly improved control circuitry. And the servicing techniques you used in 1968 just aren't sufficient today.

This is why Walter Buchsbaum — who is in constant touch with the latest developments in electronics — has written a new edition of **COLOR TV SERVICING**. To show you how to **troubleshoot and service today's** color TV receivers.

The new Third Edition of **COLOR TV SERVICING** gives you over **140 illustrations** (many in full color) and **over 270 pages** of sure-fire, money-saving troubleshooting tips.

- Crystal-clear, step-by-step procedures and diagrams show you exactly what to do when troubleshooting.
- Scores of color plates show you every possible color defect you could ever run into.
- Tested and proven money-making pointers and time-saving short-cuts help you install and service any color set — NEW or OLD — quickly and easily.

This easy-to-use bench manual wastes no words on abstract theory. It gets right down to the **USEFUL TROUBLESHOOTING INFORMATION YOU NEED**. It shows you how to spot defects quickly. Then how to repair them in a flash.

In everyday language — with the help of diagrams, tables, charts and circuitry — it wraps up **the whole subject** of present-day color TV servicing.

Everything you need to know to make big money servicing color TV sets.

COLOR TV SERVICING points out the important differences between color and monochrome TV. It shows you the functions and detailed circuitry of all types of chroma bandpass amplifiers, demodulators and matrixing circuits. It shows you how each works — how it delivers signals — and how to test and repair each one.

You see how color synchronizing works — how the color burst signal is converted — how each type of circuit works and how it is adjusted — **EVERY SIGNIFICANT FACT** you need to service present-day color TV efficiently.

Adjustments. You see where and why color sets are most apt to give trouble — and what to check and adjust in color signals, in tuning, and in synchronization. And you have **COMPLETE** instructions for aligning all sections of the color set.

Repair and troubleshooting. You see how to identify and repair literally every defect that can possibly crop up in a color TV set — monochrome defects, "no color" defects, "wrong color" defects, intermittent defects and those "impossible to find" defects.

What's more, you see what to do about color synchronizing errors, interference and misalignment of the receiver. You see what to do when the set has been tampered with — wrongly adjusted — or overlooked by the manufacturer's test department.

Installation. You see how to check for color fidelity — select the right antenna — locate the set properly in the home — check antenna installations — make quick tests for good reception conditions — and tell if the trouble is in the set or the antenna system. You even see how to win your customer's complete satisfaction by giving him tips on how to take good care of his set.

The color picture section of **COLOR TV SERVICING** alone — ten full pages — is worth the price of the book. It shows you every possible receiver defect **AND** the corrections that will produce a perfect true-color image.

COLOR TV SERVICING, 3rd Edition, is the **expert's complete guide to fast, accurate television repair**. It brings you **everything** you need to know to become an efficient, well-paid expert on color TV servicing today! And, for this reason, it's a perfect way to introduce you to the **Electronics Book Service**.

Whatever your interest in electronics, membership in the **Electronics Book Service** can help to advance your career, add to your income, or enhance the enjoyment of your hobby.

The **Electronics Book Service** does the job for you which you have no time to do for yourself. We carefully screen the hundreds of books on the subject, selecting only those which are the most useful and valuable, or which bring you the latest information on technical innovations and improvements of prime importance.

Even if you never buy another book you'll still be informed every four weeks of books that can be yours at generous savings — books written by some of the most knowledgeable men in the field, and on all phases of electronics.

Your membership is an ideal way to keep in touch with the onrushing advances in electronics and its applications. In an industry where novelty today is old hat tomorrow, there is no better way to keep on top of the changing technology.

As a member, you can exercise a discriminating choice in building a professional library of superb quality and permanent value — one which will meet your every interest and requirement, always available for you to consult for enlightened, expert help. And you can acquire this library as quickly or as slowly as you choose.

Begin your membership today. Mail this coupon now.

All you need do to begin your trial membership in the **Electronics Book Service** is fill out and mail the coupon below. As soon as we receive it, we will mail your copy of **COLOR TV SERVICING**, Third Edition, at once.

Remember, the **Electronics Book Service** has **no additional purchase requirements** as some book clubs do. Once you've paid \$2.29 — plus postage and handling — for **COLOR TV SERVICING**, you don't need to purchase any further selections!

Why delay? Mail the coupon below to get your copy of this \$14.95 bench manual for only \$2.29 — and to receive all the benefits of membership in the **Electronics Book Service**. Fill out and mail your coupon right away. **Now.**

Here is the practical and efficient way in which the **Electronics Book Service** operates.

1. When you enroll as a member, you receive — for only \$2.29 (plus postage and handling, with tax where applicable) — your copy of **COLOR TV SERVICING**. This is the only purchase you are committed to make.

2. Thereafter you are under **no** obligation to accept any minimum number of selections within any time limit. **You can take as many or as few as you wish.** And, you may resign at any time with no obligation once you have paid for your copy of **COLOR TV SERVICING**.

3. On selections you do accept, your membership entitles you to a discount from the publisher's list price. This discount is available to members only and provides you with substantial savings.

4. Every four weeks we'll send you a free bulletin describing the current selection. If you want the selection, no action is required; it will be shipped to you automatically. If you don't want it, just return the card enclosed with the bulletin.

5. You have at least 10 days to decide whether you want the selection or not. Return the card so we receive it no later than the date specified. If you don't have 10 days to answer and receive an unwanted selection, return it **at our expense**.

6. Each bulletin also describes a number of alternate or additional selections, also available to you at the special discount price for members.

ELECTRONICS BOOK SERVICE

Membership Enrollment Center
P.O. Box 42, West Nyack, N.Y. 10994

Please enroll me in the **Electronics Book Service** on a risk-free trial basis. As my first selection under this trial membership, send me **COLOR TV SERVICING**, Third Edition, for only \$2.29 plus postage and handling, with tax where applicable. I am to receive announcements free of charge and will be entitled to full privileges as a member — without obligation to buy any additional club selections.

Name

Address

City State Zip

59-6 15239-7 6651-B1(0)

Offer limited to new members (U.S. and Canada) only.

CIRCLE NO. 46 ON FREE INFORMATION CARD

YOU ASKED FOR IT YOU GOT IT

DSI QUIK-KIT®

50 HZ TO 550 MHZ COUNTER KIT

95% ASSEMBLED 100% TESTED
Performance You Can Count On

FREQUENCY COUNTER APPLICATION:

- Ham Radio — Two Way Radio — CB
- Audio Amplifier & Receiver Repair
- Computer Maintenance & Construction
- A Must for TV & PLL Repair

\$99.95
MODEL 3550K

includes built-in
Pre-Amp & Prescaler



DSI OFFERS THE BEST OF TWO WORLDS . . .

An unprecedented DSI VALUE . . . in a high quality, LSI Design, 50 HZ to 550 MHZ frequency counter kit. And, because it's a DSI innovation, you know it obsoletes all competitive makes, both in price & performance.

With 95% of the assembly completed by DSI, you are only one hour away from solving all of those difficult bench problems, from adjusting 60 HZ clock-time bases to setting the frequency of a 468 MHZ Mobile Radio.

FACT: Every 3550 QUIK-KIT® PC board is factory assembled and tested before shipment. **FACT:** The problems of bad LED's, IC's, and Capacitors are a thing of the past. **FACT:** No manufacturer except DSI offers a 550MHZ frequency counter with . . . 8 digits, .5 in. LED's, TCXO, 1HZ resolution and a one year warranty on parts for under \$100.00. **FACT:** We do not know how long we can hold this low, low price. **GO WITH THE LEADER . . . BUY A DSI FREQUENCY COUNTER KIT TODAY. SAVE TIME & MONEY AND BE ASSURED IT WILL WORK THE FIRST TIME.**

DSI — GUARANTEED SPECIFICATIONS

Time Base TCXO 1PPM 65° to 85° F
Freq. Range 50HZ to 550MHZ incl. two SO239 inputs
Resolution 1HZ to 55MHZ, 10HZ to 550MHZ
Gate Time 1 sec & 1/10 sec with Auto Decimal Point
Display 8 digits, ½ inch LED with Leading Zero Blanking
Sensitivity 25MV @ 25MHZ, 150MHZ, 250MHZ;
75MV @ 450MHZ
Power Batt., 12VDC @ 300Ma, 110VAC (with AC-9)

3550K Kit \$99.95
T-101 Ant. 3.95
AC-9 AC Adp. 7.95
Shipping, Handling, Ins. . . . 10.00

3550W. Wired 149.95
T-101 (incl.) NC
AC-9 (incl.) NC
Shipping (incl.) NC



CALL TODAY TOLL FREE: (800—854-2049) **Cal. Res. CALL** (800—542-6253) **TO ORDER OR RECEIVE MORE INFORMATION ON DSI'S FULL PRODUCT LINE OF FREQUENCY COUNTERS RANGING FROM 10HZ TO 1.3GHZ**

DSI INSTRUMENTS, INC.
7924 Ronson Road, Dept. G, San Diego, CA 92111

TERMS: MC - VISA - AE - Check - M.O. - COD in U.S. Funds. Orders outside of USA & Canada, please add \$20.00 additional to cover air shipment. California residents add 6% Sales Tax.

CIRCLE NO. 15 ON FREE INFORMATION CARD

www.americanradiohistory.com

BUILD A

MULTIPLE-CHOICE DIGITAL MULTIMETER

BY JOHN T. BAILEY

A 3 1/2 -digit meter
with either
LED or LCD displays,
plus a variety
of options
including a
temperature probe

THE introduction of two new 3 1/2-digit A/D converter ICs by Intersil now makes it possible for you to build a low-cost state-of-the-art digital multimeter with a variety of options. Here are details on building an instrument with a choice of LED or LCD display. Included are instructions for several options, such as an ac precision rectifier, an ohms converter, ac and dc current modifications, and a temperature probe. With such a choice available, you can mix and match according to your needs and desires. By changing some component values, you can even modify the basic ranges.

The basic DMM described in this article can measure ac and dc voltages in five ranges from 200 mV full-scale to 2000 volts full-scale; ac and dc currents from 200 μ A to 2 amperes; resistance from 2000 ohms to 20 megohms; and temperature from 0° C to 100° C (32° F to 212° F). Simple modifications can extend the basic ranges to 200 ohms, 20 μ A, and 20 amperes, all full-scale.

There are two versions of the new Intersil A/D converter. The ICL7107 is designed to directly drive 3 1/2 digits of conventional seven-segment light-emitting diode display, while the ICL7106 can directly drive 3 1/2 digits of seven-segment liquid-crystal display. Both chips contain a precision dual-slope converter, BCD-to-seven-segment decoding, display drivers, clock, and reference. Only 10 passive components are required to turn either chip into a 200-mV or a 2-volt full-

scale dc meter. The basic meter also features automatic zeroing and polarity indication.

About the Circuit. The basic circuit for the LCD version is shown in Fig. 1, while the circuit for the LED version is shown in Fig. 2. Both circuits feature the same 3 1/2-digit display capability. Since both chips have a noise level of about 15 μ V, the associated display should be quite stable. With the inputs shorted, the display should indicate 000, with no roll-over of the last digit.

With the component values shown, both circuits have full-scale displays of 200.0. To change this to 2.000, change C2 to 0.047- μ F, R2 to 470,000 ohms, and R4 to 25,000 ohms.

The decimal points in the LED display (Fig. 2) are driven by switching a 150-ohm resistor from ground to the decimal point in the desired decade.

LCD displays, such as that shown in Fig. 1, are driven by a symmetrical square wave applied to the backplane. Each digit segment is then turned on by applying an identical waveform (but reverse-phase) to it. For this reason, the decimal points of the LCD display are driven by inverting the backplane signal using NOR gate IC4. (LCD displays can be permanently damaged by prolonged application of a dc voltage. Any dc potential greater than 50 mV applied to the LCD for more than two minutes will permanently damage the display.)



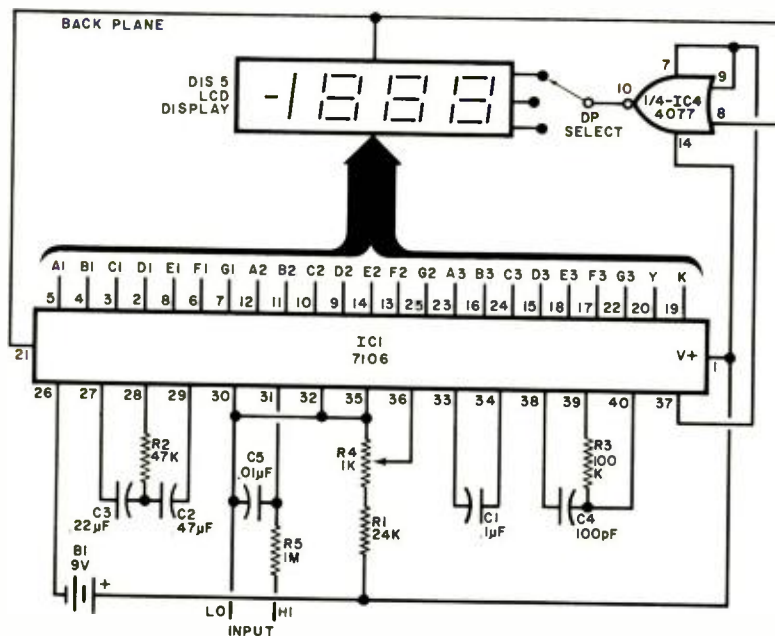


Fig. 1. As single 3 1/2-digit A/D converter 7106 can directly drive an LCD display, using a NOR gate for decimal selection.

PARTS LIST BASIC METER

- B1—9-volt battery (not in kit)
- C1—0.1- μ F Mylar or polypropylene
- C2—0.47-50- μ F Mylar or polypropylene
- C3—0.22- μ F polypropylene
- C4—100-to-200-pF disc
- C5—0.01- μ F disc
- DIS1 thru DIS3—Common-anode 7-segment light-emitting diode display*
- DIS4—Common-anode ± 1 light-emitting diode display*
- DIS5—3 1/2-digit liquid-crystal display (Hamlin No. 3902 or similar)**

- IC1—7107* or 7106** A/D converter (Inter-sil)
- IC4—4077 NOR gate**
- R1—24,000-ohm, 1/4-watt, 5% resistor
- R2—47,000-ohm, 1/4-watt, 5% resistor
- R3—100,000-ohm, 1/4-watt, 5% resistor
- R4—1000-ohm, 10-turn potentiometer
- R5—1-megohm, 1/4-watt, resistor
- R11—150-ohm, 1/2-watt, 10% resistor
- Misc.—Battery holder (not in kit); printed-circuit board; 40-pin and 14-pin** IC socket; 14-pin sockets for LED displays (4).
- *These items required for LED version only.
- **These items required for LCD version only.

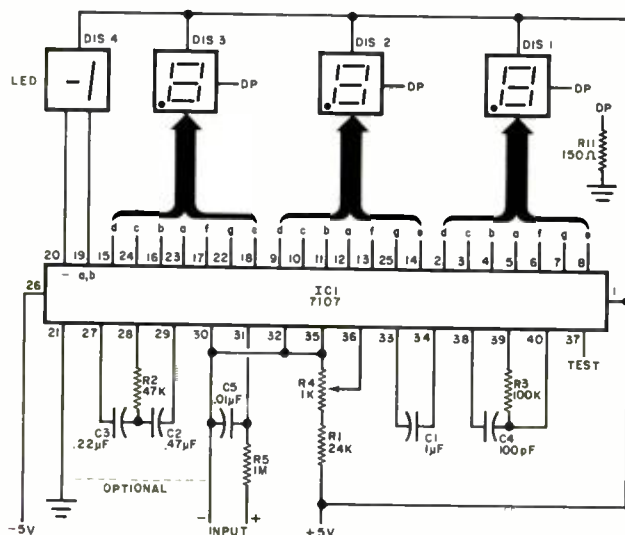


Fig. 2. The LED circuit, using a 7107 is similar to that in Fig. 1. Decimal point is selected through R11 to ground.

Construction. The actual-size etching-and-drilling and component-placement guides for the LCD version of the meter are shown in Fig. 3. Similar guides for the LED version are shown in Fig. 4. Note that the board for the LED (7107) version is arranged so that the display section can be cut from the main board to permit it to be mounted at a right angle to the latter.

In the LCD (7106) version, the display comes with an edge connector. Mount and solder this connector to the board at the appropriate location.

The components used in the circuit are not critical in determining the accuracy of the meter. However, it is important that integrating capacitor C3 have a low dielectric loss. Use either a polypropylene or a polystyrene capacitor. Mylar capacitors are satisfactory for reference capacitor C1 and auto-zero capacitor C2.

Temperature Probe. The addition of a few components can add a temperature-measuring feature to your basic instrument. The circuit shown in Fig. 5 illustrates how this feature can be added. Note that a four-pole double-throw switch (S1) is used to transfer from regular DMM functions and the temperature function.

The temperature probe operates on the principle that a diode forward-biased at a constant but low forward current changes forward voltage linearly over a relatively wide range (-40° C to $+150^{\circ}$ C) at about 2 mV/ $^{\circ}$ C. In Fig. 5, the emitter of a metal-cased npn transistor is used as one diode lead, while the base/collector combination is used as the other lead. The transistor's metal case makes a convenient probe tip. (A zener diode rated at less than 20 volts would work as well.)

The probe itself is fabricated from an ordinary ballpoint pen with screw-on top, a transistor sensor, shielded two-conductor cable, and a subminiature phone jack and plug. Open the pen and remove the ink cartridge, spring, and retractor mechanism. Then trim away the pen's top until its diameter is the same as that of the rim on the transistor's metal case. Slide the cable through the top and bottom of the pen and assemble the pen. Separate the cable's conductors for a distance of 2" (50.8 mm) at the point end of the cable and trim away 1/4" (6.4 mm) of insulation from each. Twist together the fine wires in each conductor and lightly tin with solder. Slide over each conductor a 1" (25.4-mm) length of heat-

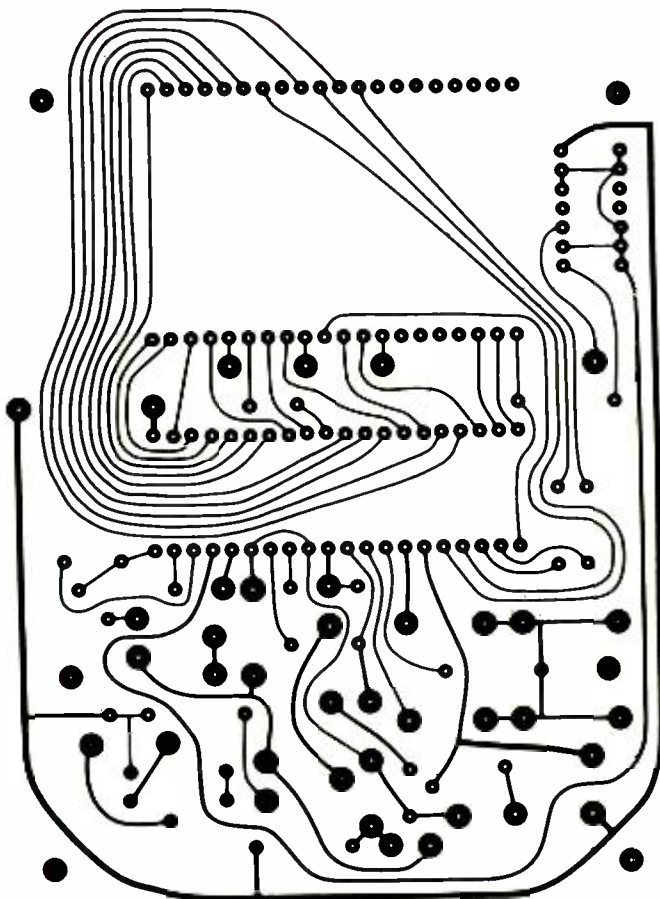
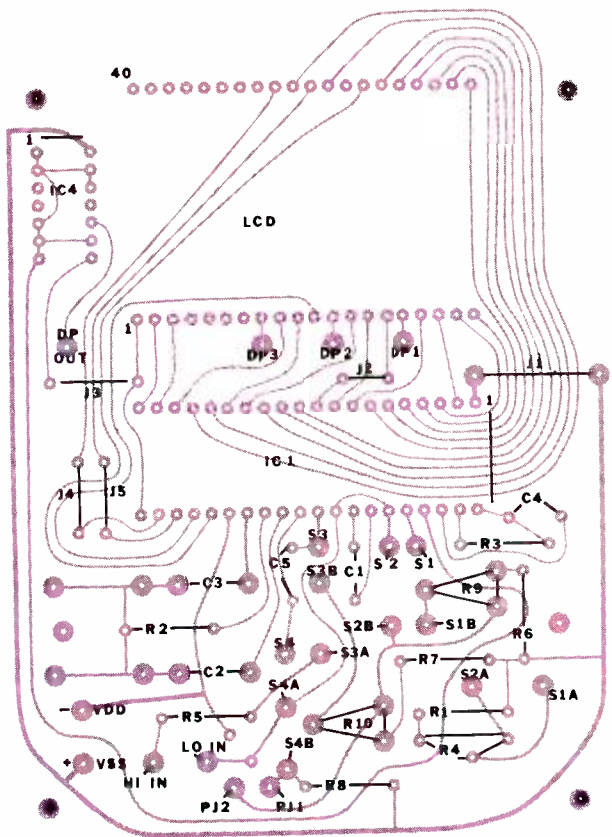


Fig. 3. Actual size etching and drilling guide for the pc board for the LCD display meter is shown at right, component placement above.

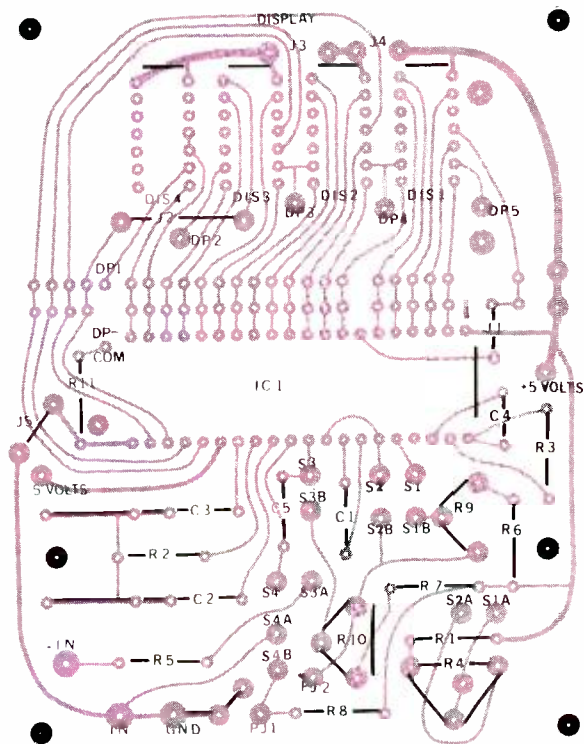
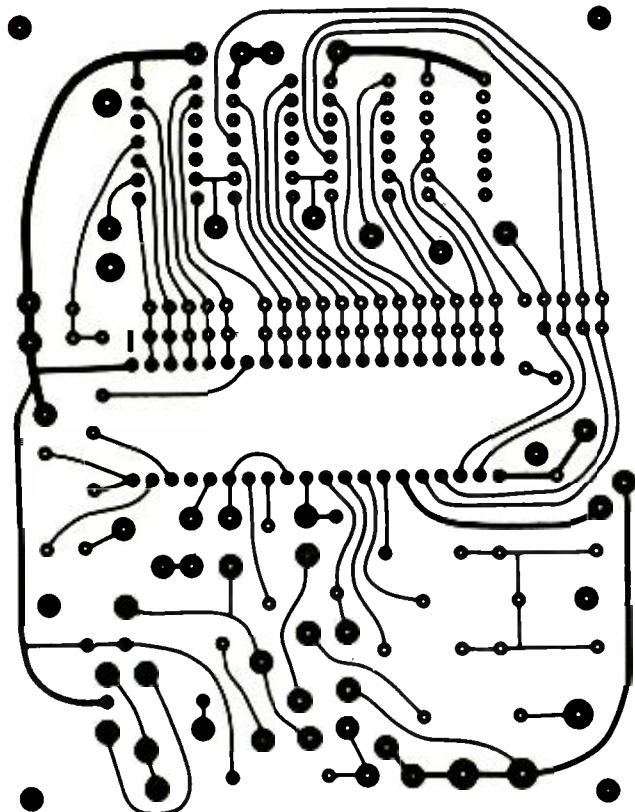


Fig. 4. Actual size etching and drilling guide for pc board for LED meter is at left, component placement above. The display can be separated from main electronics if desired.

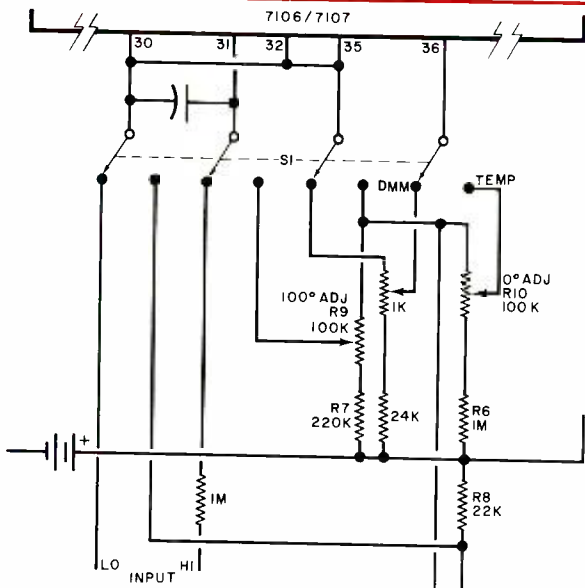
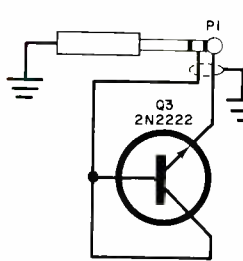


Fig. 5. By adding a switch, some passive components, and a transistor, the meter can be used as a thermometer.

**PARTS LIST
THERMOMETER**

- J1—subminiature stereo phone jack
- P1—subminiature stereo phone plug
- Q3—2N2222 or similar transistor
- R6—1-megohm, ¼-watt, 5% resistor
- R7—220,000-ohm, ¼-watt, 5% resistor
- R8—22,000-ohm, ¼-watt, 5% resistor
- R9, R10—100,000-ohm potentiometer
- S1—Four-pole, double-throw nonshorting switch
- Misc.—Shielded cable, ball-point pen, heat shrinkable tubing, solder, (not in kit).



shrinkable tubing. Then twist together the base and collector leads of the temperature-sensor transistor, trim the lead pair to ½" (12.7 mm) and solder to one of the cable's conductors. Connect the solder and transistor's emitter lead to the other cable conductor. Then slide the heat-shrinkable tubing down over the respective connections and shrink into place.

Connect and solder a subminiature phone plug to the conductors at the free end of the cable. Epoxy the bottom of the heat-sensing transistor's case to the tip of the pen body and the cable to the top of the pen where it exits the body of the pen.

DMM Circuit. The circuit shown in Fig. 6 can be used to convert the basic dc meter into a digital multimeter. Note here that two new circuits have been added. One is a constant-current source for measuring resistance (ohms converter) and the other is a precision ac rectifier for the ac converter.

As shown in Fig 7, the ohms converter employs a constant-current FET regulator (D9) in one leg of the IC3 operational amplifier circuit to generate a reference voltage.

For ac measurements, the input signal from the voltage divider is fed to the

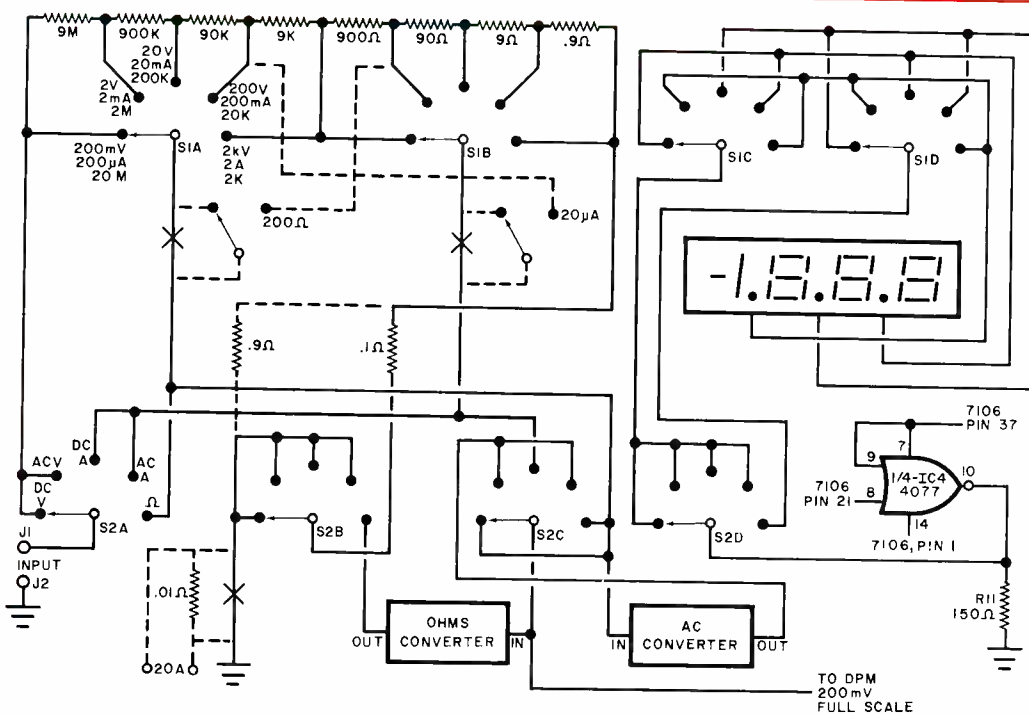


Fig. 6. Front-end switching converts the basic dc meter into a full-fledged digital multimeter. The ohms and ac converter must be added also.

**PARTS LIST
SCALING CIRCUIT**

- One each of the following 1% resistors:
- 9.00 to 9.09 megohms
- 90,000 to 90,900 ohms

- 9000 to 9090 ohms
- 900 to 909 ohms
- 90 to 90.9 ohms
- 0.9-ohm 2% resistor

- 0.1-ohm, 10% resistor
- J1, J2—Banana jack (not in kit)
- Misc.—Four-pole, five-throw switches (2); solder; hookup wire; (not in kit).

PARTS LIST AC AND OHMS CONVERTERS

C8 thru C11—4.7- to 6- μ F electrolytic
C12—0.1- μ F ceramic or film
C13, C14—100-to-200-pF disc
D5 thru D8—1N914 or similar switching
D9—330- μ A FET regulator
IC2, IC3—LF13471, CA3130, CA3140 or similar op-amp

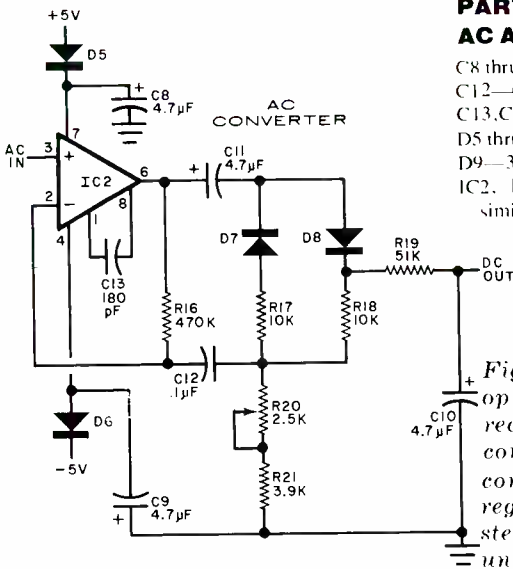
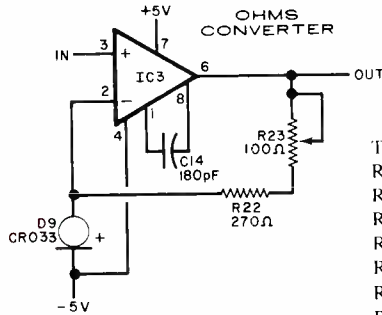


Fig. 7. The ac converter uses an op amp in a basic precision rectifier circuit. The ohms converter uses a constant-current regulator (D9) to maintain steady output for measuring unknown resistances.



The following resistors are 1/2 or 1/4 watt, 10%:

R16—470,000 ohms
R17, R18—10,000 ohms
R19—51,000 ohms
R21—3900 ohms
R22—270 ohms
R20—2500-ohm trimpot
R23—100-ohm trimpot

precision rectifier shown in Fig. 7. The dc output from the rectifier can be scaled to indicate rms voltage by adjusting R20. FET input op amps are used to produce the high input impedance required when

the full 10 megohms of the input divider is in the circuit.

A useful power supply for the LED version of the DMM is shown in Fig. 8. This supply can operate from a 12.6-volt

center-tapped transformer or from a conventional 6.3-volt transformer, both of which are shown in Fig. 8.

DMM Construction. The ac and ohms converters and power supply can be assembled on a single printed-circuit board, the etching-and-drilling and component-placement guides for which are shown in Fig. 9. If desired, the power-supply portion can be separated from the op-amp circuits.

When using the 6.3-volt transformer in the power supply, connect one output lead to point CT and the other output lead to one of the 6.3 points. This converts the power supply from full wave to half wave.

The LCD version of the instrument requires only a single 9-volt battery to drive both the logic and display. A line-powered 9-volt dc charger can be used with a 9-volt rechargeable battery in this version of the DMM.

The circuit shown in Fig. 10 can be used with the LCD DMM if you wish to use four small-sized cells to supply both the +6 and -5.6 volts required by the circuit.

Options. As shown in Fig. 6, additional ranges can be added to the instrument by switching into other points on the voltage-divider network. For example, to add a 200-ohm full-scale range to the ohms function, another switch is required to transfer the ohms input line to the 100-ohm point on the divider.

In a similar manner, the current range

PARTS LIST POWER SUPPLY

C6—1000- μ F (minimum), 10-volt electrolytic
C7—470- μ F (minimum), 10-volt electrolytic
D1 thru D4—1N4001 rectifier or similar
D10, D11—5.1- to 6.2-volt zener (1N752 or similar)

F1—1/2-ampere fuse and holder (not in kit)

Q1—2N1711 or similar transistor

Q2—2N4403 or similar transistor

R12—10-ohm, 1-watt resistor

R13, R14—470-ohm, 1/2-watt resistor

R15—30-ohm, 1/2-watt resistor

Note: The following items are available from Hobb-Y-Tronics, 957 Ball Ave., Union, NJ 07083: complete kit of parts for LED version, including case, for \$49.95; complete kit of parts for LCD version, including case, for \$53.95. Add \$1.50 for shipping and handling. Also available separately: case (specify version) for \$4.95; pc board, ICs, and D9 for either version for \$17.95. New Jersey residents, please add 5% sales tax. Outside continental USA, add necessary extra postage.

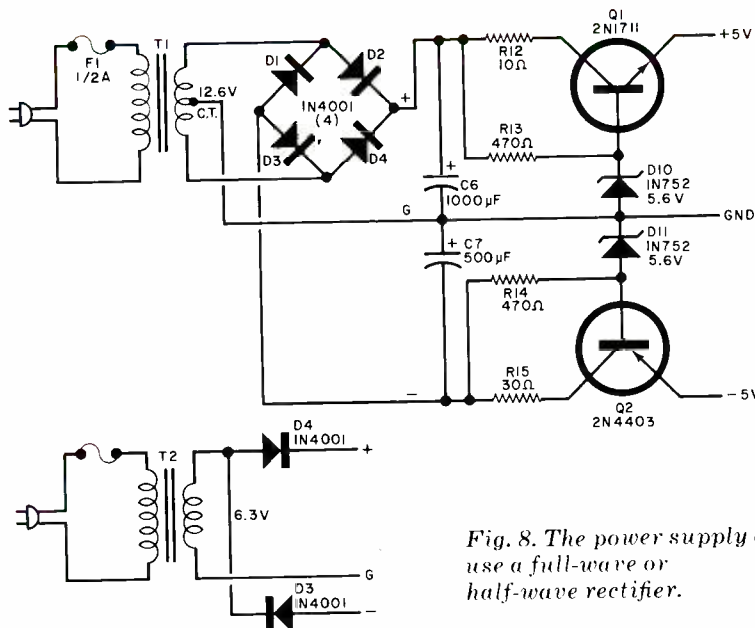


Fig. 8. The power supply can use a full-wave or half-wave rectifier.

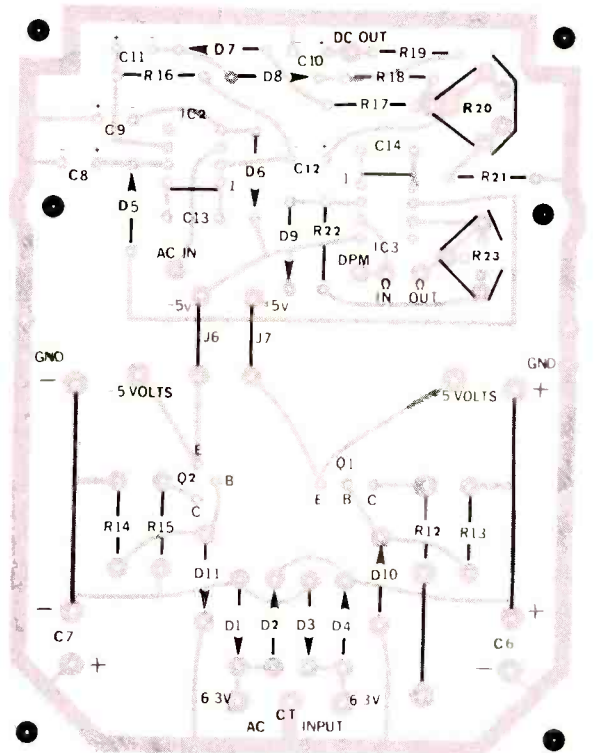
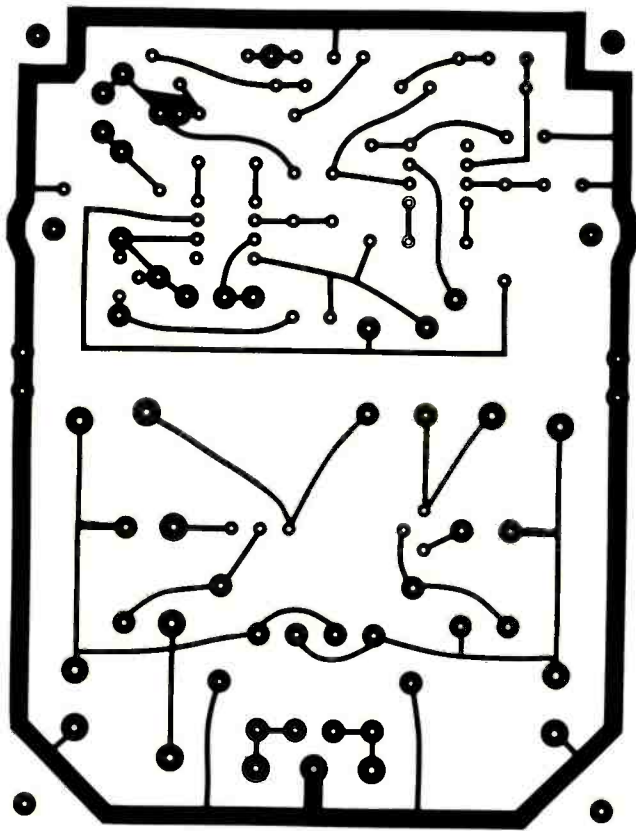


Fig. 9. Actual size etching and drilling guide for pc board for the ohms and ac converter is shown at left, components placement above. Board can be separate from power supply if desired.

can be extended downward by switching into higher points on the divider network. A high-current range can best be added by using a separate 0.01-ohm input shunt, with the shunt current feeding into the current line. The three options, with

the required lead breaks, are shown in Fig. 6.

To add the 20-ampere option, use heavy-duty terminals and bus-bar wiring to minimize voltage drops and contact resistance. The 0.01-ohm resistor

should have a minimum 10-watt rating. The circuit is arranged so that the current being measured does not flow through switch contacts.

The 20- μ A current option increases the low-current measuring capacity.

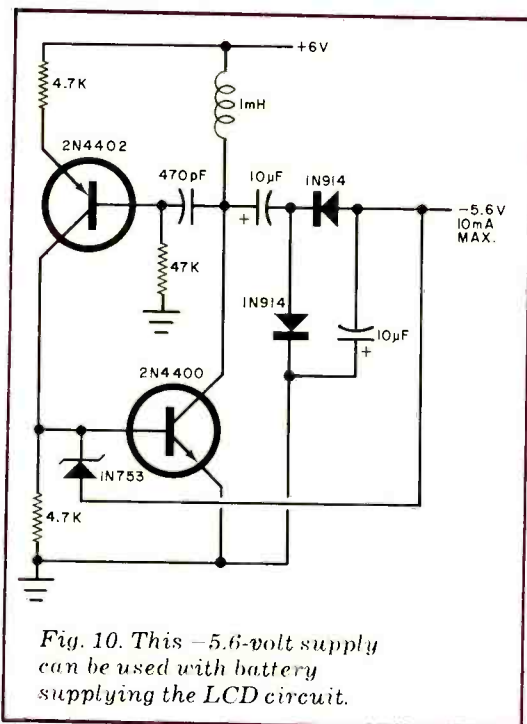


Fig. 10. This -5.6-volt supply can be used with battery supplying the LCD circuit.




Photo shows inside of author's prototype meter. Switches on front can be arranged to suit builder.

However, it should be noted that the current shunt will be 10,000 ohms, a value that will limit current measurements to high-resistance circuits.

In the 200-ohm resistance option, when the range switch is set to 20 volts, the decimal point energized for all three options will be correct even though this option has a three-decade scale range.

Calibration. The unloaded potential of a fresh mercury cell is 1.35 volts. A voltage-divider network consisting of 0.5% or better tolerance resistors can be applied to this voltage source to arrive at almost any potential in the 150-to-200-mV range. There is no need to obtain resistors that yield exact decade voltages. Instead, you can use Ohm's law to determine what the voltage will be between any two points in a voltage divider. Let us assume you have a voltage divider made up of a precision-tolerance 500-ohm and a 3000-ohm resistor. Using Ohm's law, the current through this series network with a mercury cell would be 1.35 volts divided by 3500 ohms, or 3.86 mA. Then the voltage dropped across the 500-ohm resistor would be 3.86 mA times 500 ohms, or 192.86 mV.

Ac calibration is achieved by setting the FUNCTION switch to AC VOLTS and the RANGE switch to the setting for which you have an accurate calibration voltage. Then adjust R20 in the ac-converter section for the known voltage level being applied to the input, while observing the display.

The resistance ranges can be calibrated by adjusting R23 in the ohms converter section for exactly 100 mV between pins 2 and 6 of IC3. An alternative method is to use a known 0.1% tolerance resistor value and adjust R23 for a display of its value. Bear in mind, however, that the calibration will be only as good as the accuracy of the test resistor and the setting of R23.

Calibration of the temperature-measuring circuit is performed by immersing the probe tip in ice water and adjusting the 0° C ADJ potentiometer for a 00.0 display. Then, with the probe tip immersed in boiling water, adjust the 100° C ADJ pot for a 100.0 display. If you prefer a °F display in degrees Fahrenheit, use a 32.0 indication in ice water and 212.0 in boiling water.

Conclusion. As you can see from the foregoing, you can just about custom tailor a digital multimeter to your needs and/or desires with the new 3½-digit A/D converters. ◇

FEBRUARY 1979



MORE.

This A P power breadboard includes a pulse detector, complete with memory.

Now that you're ready to build and test more sophisticated circuits, you've found the right breadboard.

Our Model 102 A P POWERACE, for instance, gives you a complete digital prototyping lab in one compact package.

It will detect positive or negative-going pulses as short as 10 nano-seconds—and keep them on-tap for you in its memory. This, combined with its 3 logic indicators, gives you a built-in logic probe.

Like our other power breadboards, the 102 has 16 distribution buses of 25 tie-points per bus to jumper in groups as needed and use for voltage and ground distribution, reset lines, clock lines, shift command, etc. And 1,680 tie-point terminals for plugging in circuit components and jumper wires.

With an A P POWERACE, you will prototype any type of electronic circuit faster and easier than you ever thought possible.

Your A P dealer has the details. Where? We'll tell you. Call (toll-free) 800-321-9668. And ask for the complete A P catalog, The Faster and Easier Book.



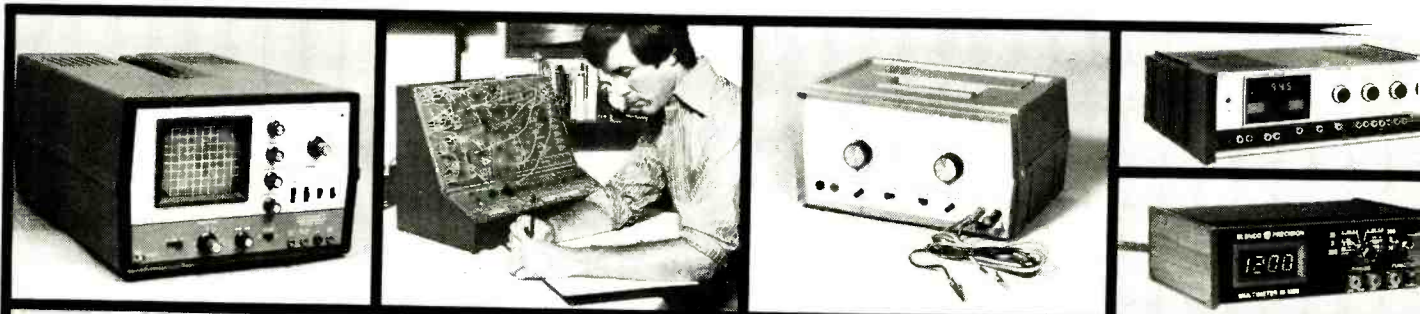
A P PRODUCTS INCORPORATED

Box 110 A • 72 Corwin Drive
Painesville, Ohio 44077
Tel. 216/354-2101
TWX: 810-425-2250


Faster and Easier is what we're all about.

CIRCLE NO. 7 ON FREE INFORMATION CARD

Train with NTS for the MicroComputers, digital the first name



MicroComputers



The world of electronics is daily becoming more challenging. Technology is growing more specialized, and the importance of digital systems increases every day. Test instruments, home entertainment units and industrial control systems are all going digital. And now, NTS training programs include a wider choice of solid-state and digital equipment than ever before offered in any home study course: Advanced NTS/Heath digital color TV (25" diagonal with optional programming capability), NTS/Heath microcomputer, digital test equipment, digital stereo receiver (70 watts per channel), NTS compu-trainer, plus much more state-of-the-art equipment to make your training exciting and relevant.

The equipment you receive with NTS training programs is selected to provide you with a solid

background in electronic systems. Kits and lessons are designed to work together to demonstrate electronic principles and applications. The kit-building not only shows you how electronic hardware functions, but how various circuit designs accomplish different purposes. Your lessons guide you through any number of experiments associated with many projects. This is the Project-Method, and it works. Step-by-step, you learn how and why digital electronics has become a part of our world, and the even bigger role it is sure to play in the future.

Whether you are looking for training in Consumer, Commercial, or Industrial electronics, NTS offers fourteen courses, some basic, many advanced, in several areas of electronics. An all-new full-color NTS catalog shows you what each course covers,

electronics of the future.

systems and more...from
in home study.



and every piece of equipment included.

Send for it today, and see for yourself what's really happening in electronics training technology at NTS. Find out how much has changed, and what new directions the field is taking. You'll probably want to be a part of it.

It's free. Just mail the card or coupon. Today.

**NO OBLIGATION. NO SALESMAN WILL CALL.
APPROVED FOR VETERAN TRAINING.**

NATIONAL TECHNICAL SCHOOLS

TECHNICAL-TRADE TRAINING SINCE 1905
Resident and Home-Study Schools
4000 South Figueroa St., Los Angeles, Calif. 90037

NATIONAL TECHNICAL SCHOOLS Dept. 205-029
4000 South Figueroa Street, Los Angeles, California 90037

Please send FREE Color Catalog and Sample Lesson.

- Color TV Servicing
- B & W TV and Radio Servicing
- FCC License Course
- Electronic Communications
- Electronics Technology
- Audio Electronics Servicing
- Digital Electronics
- MicroComputers/MicroProcessors

Name _____

Address _____

Apartment Number _____ Age _____

City _____

State _____ Zip _____

- Check if interested in G.I. Bill information.
- Check if interested ONLY in classroom training in Los Angeles.

BY LESLIE SOLOMON
Technical Director

A NEW APPROACH TO DATA STORAGE: BUBBLE MEMORIES

A WHOLE new approach to mass data storage is soon to become available at reasonable cost. Called "bubble memories," the new storage devices have attributes of both the RAM and the ROM. Like a RAM, data can be written into and read from a bubble-memory device. And, like a ROM, once power is removed from the bubble memory, the data remains intact, ready to be read out when power is restored.

Typical bubble-memory devices contain at least 92K bits of data-storage capacity. With an access time of 4 ms and a 50K bits/second data rate, the bubble device "looks" more like a disk system than it does a cassette system. Note that the bubble memory system does not make a good substitute for a RAM system—unless you have lots of time.

A bubble-memory system, which might include several 92K bubble devices and their associated interface electronics, can be mounted on a single

circuit board that can be plugged into almost any bus system. Since each bubble device requires less than 700 mW of power for continuous operation, the power supply in a microcomputer will not be strained.

Formation of a Bubble. A basic "bubble" begins as a magnetic domain that exists within a thin magnetic film and can assume any shape, as shown in Fig. 1A. These domains form in the film in a manner that minimizes the total magnetic energy of the film. Shown in Fig. 1A is a typical set of domains when there is no external magnetic field applied normal (at right angles) to the film.

If a small steady-state magnetic field, such as from a permanent magnet, is applied normal to the plane, the magnetic domains tend to shrink within themselves to form smaller domains. (Fig. 1B). As the strength of the external magnetic field increases, the domains con-

With attributes of both ROM and RAM, a typical bubble memory can store up to 92K bits with an access time of 4 ms.

tinue to shrink until they are between 2 and 30 microns in size (Fig. 1C). If the external magnetic field's strength is increased, the bubbles essentially disappear. Experiments have revealed that the most stable bubbles are formed with an applied steady-state magnetic field of about 100 oersteds. Hence, the first hint of bubble operation is that magnetic bubbles are sensitive to applied magnetic fields.

Physical Construction. The basic arrangement of a bubble-memory chip is shown in Fig. 2. The actual bubble device (with one corner enlarged) reveals that the thin magnetic film is diffused on a nonmagnetic substrate, along with small bars that are shaped like the letters I and T.

The bubble device is mounted between two thin permanent magnets to create the tiny bubbles. Surrounding the bubble device is a pair of orthogonal coils (right angles to each other). Since we know that the magnetic bubbles are affected by magnetic fields, passing a current through the orthogonal coils, 90° apart and in-phase, will cause the bubbles to move around. Using the current flow shown in Fig. 2, the magnetic field will rotate.

Bubble Motion. Once a bubble has been established, it must be moved around so that it can be used as a data bit. How this motion is achieved is shown in Fig. 3. The "track" along which the bubble is to be moved is composed of a series of soft magnetic bars shaped like I's and T's that are also deposited on the nonmagnetic substrate. A "parent" bubble is located under a disc of mag-



The bubble memory held by an engineer contains two garnet chips and stores 250,000 bits. Sixteen chips are in system at rear, which was developed for the Air Force by Texas Instruments.

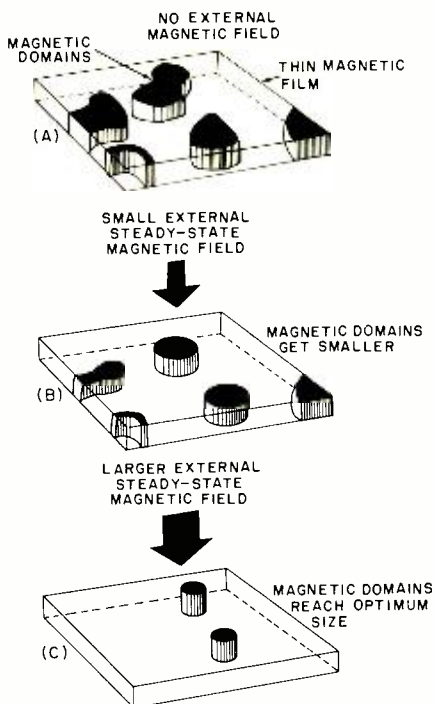


Fig 1. Small bubbles in magnetic film are shown at (A). With an external field applied, bubbles get smaller (B). They reach best size as field is increased (C).

netic material. Note in Fig. 3 that another bubble is located under the first T bar and is assumed to have moved to that location during a previous cycle.

The first I bar has a tiny hairpin wire loop covering one end. When the rotating magnetic field is as shown, and when a current of about 150 mA is applied to the loop for 500 ns, a portion of the parent bubble is transferred to the vicinity of the I bar. The parent bubble is not depleted because its size is strictly a function of the local magnetic conditions. As the rotating magnetic field continues, the newly created bubble moves across to the next T bar that has the temporary magnetization shown. As the applied magnetic field continues to rotate, the slender magnetic "link" between the parent bubble and the newly formed bubble under the T bar snaps, leaving a new bubble at the T bar (first T bar in bottom row).

As the applied magnetic field continues to rotate, the right side of the T bar assumes the magnetic characteristics shown in the top row (second bubble) and further field rotation causes the bubble to move along the track, going from T bar to I bar, and so forth. Each rotation of the applied magnetic field causes a bubble to move a distance of slightly greater than 20 microns.

There are other track formations besides the T and I bars. Examples are: a chevron-shaped set of bars, a Y-shaped set, and a set of contiguous discs.

Bubble Annihilation. When the bubbles reach the end of the track or when the data is no longer needed, a means must be provided for removing the unwanted bubbles. One method is to use a current pulse in a hairpin loop to disintegrate the bubble when it passes under the intense magnetic field. Another is to allow the bubble to run into a magnetic guard rail that surrounds the substrate. The bubble simply joins the magnetic field under the guard rail and vanishes. The magnetic field of the guard rail does not increase in size when this occurs. The field is a function only of the local magnetic conditions.

Bubble Detection. The most common way to detect the presence of a magnetic bubble is to measure the change in resistance of a magnetoresistive strip as the bubble passes over it. To reject the interference from the rotating field that drives the bubbles, a dummy detector, exposed to the magnetic field but not to the bubble, is also used. The signals from the two detectors are mixed and the difference between them (the effect of the bubble) forms the output signal.

Once the bubbles are allowed to flow to the detector (magnetoresistive) elements, the bubbles are "stretched" into wide strips. This increases their effect on the detectors and is equivalent to preamplification. Under these condi-

tions, the detected signal can be several millivolts in amplitude.

Memory Operation. Since bubbles can be made to follow each other along a special "track," the easiest approach to obtaining memory operation is to create a long shift register. However, because bubble memories will be in the 100K range, such a long shift register would be awkward to create and would have a very long access time. Hence, a different technique such as that used by Texas Instruments and shown in Fig. 4 is used.

Bubbles are introduced into the major loop by applying a current through a hairpin wire loop that covers the GENERATE bar. Each bubble created during a 10- μ s interval forms a 1, while the lack of a bubble during a similar interval signals a 0. Note that the 10- μ s period is determined by the device's operating frequency, which is 100 kHz.

The major loop can transfer data to any of 157 minor loops (641-bit serial shift registers). If all minor loops are operating, the storage capacity becomes 100,637 bits. However, since the production of bubble devices is still in the developmental stage, the actual yields are low. Therefore, up to 13 minor loops are permitted to be defective. This means that total memory capacity can be as low as 92,304 bits. The defective loops are located during final device testing and a "map" is supplied to the end user who can eliminate the defective loops from his system.

A data block of 157 bits is shifted along the major loop until the first bit is

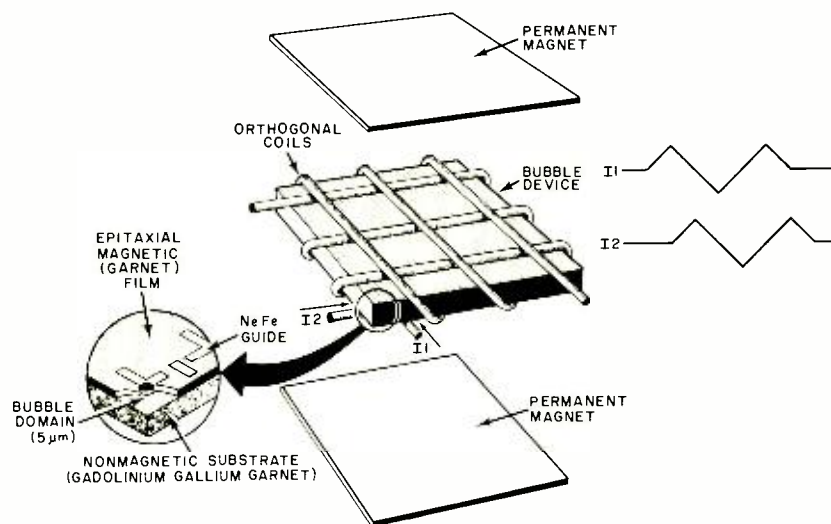


Fig. 2. Basic arrangement of a bubble-memory chip. Thin magnetic film is diffused on substrate with small bars in shapes of letters I and T.

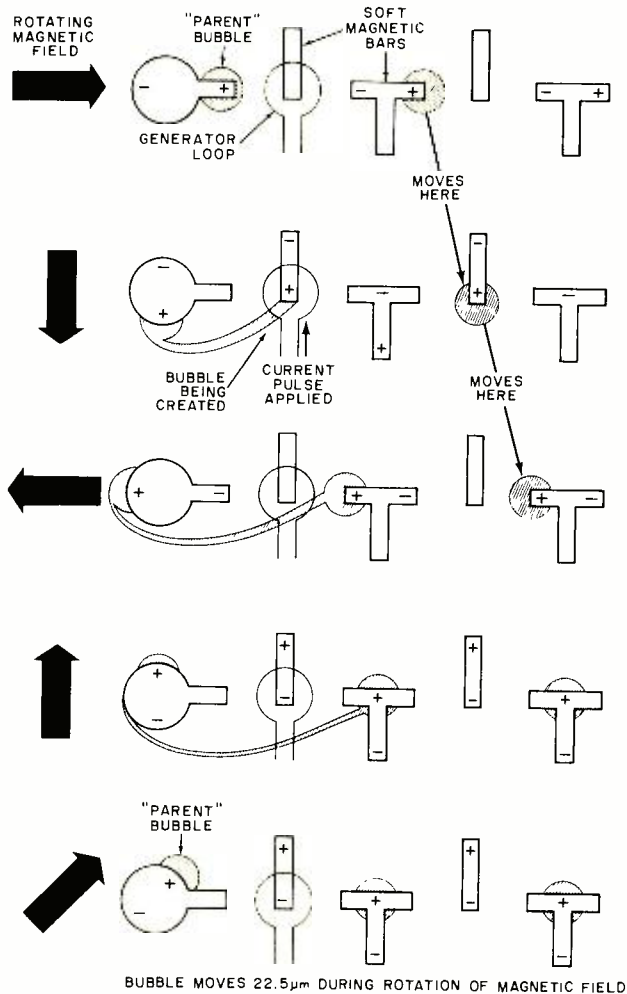


Fig. 3. A bubble, once established, is moved around between soft magnetic bars by rotating magnetic field at left.

ry takes care of the extra 0's when reading out the data.

To read data from memory, the data in the minor loops must be moved until the first bit in each loop is present at the major-loop transfer elements. The transfer elements are all activated by the same current pulse, which causes bubbles and nonbubbles to be placed on the major loop. The data words are then moved along the major loop until they encounter the detector/replicate element.

If a destructive read is desired, a current pulse is passed through the replicate loop that deflects the bubble into the detector track. If the data must be read out but retained in memory, the replicate loop's timing generates a pulse to replicate the data in both the detector track and the major loop. In this case, identical data exists in two places: the detector track and the major loop.

Bubbles drifting along the detector track are stretched by special circuits and made to pass over a bar made from magnetoresistive material. As the bubble passes across the material, it causes a change in the resistance, which is reflected as a small voltage change within the circuit that makes up the detector. After passing the detector, the "used" bubbles reach a guard rail, where they are annihilated.

aligned with the most remote minor loop (loop 1 in Fig. 4). At this time, all other data bits are aligned with the other minor loops so that when the TRANSFER-POINT elements all receive a simultaneous current pulse, the localized magnetic fields at each transfer point "dump" (actually

replicate) the data into the minor loops. The major loop is shifted along for another 157 bits, and the process repeats itself.

Special circuitry is used to insert a 0 at each point where the major loop encounters a bad minor loop. Other circuit-

Physical Package. A typical bubble memory package, Texas Instruments' TBM-0101, comes in a DIP configuration that is 1" (25.4-mm) square by 3/8"

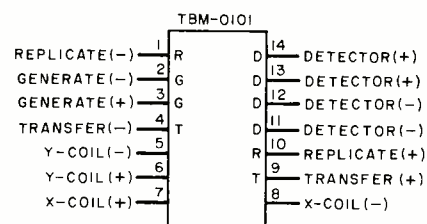


Fig. 5. Pinout for TBM-0101, made by Texas Instruments.

(9.5-mm) thick. It has both coils and bias magnets built in. The pinout for this package is shown in Fig. 5.

The operating frequency of the typical bubble memory device is 100 kHz. Its average access time is 4.0 ms, average cycle time is 12.8 ms, and data rate is 50K bits/second. The package weighs 25 grams and has a shielding capability of 40 oersteds.

Several IC's are used as support for a bubble-memory system. These include a controller, timing generator, coil drivers, and a detector circuit. ◇

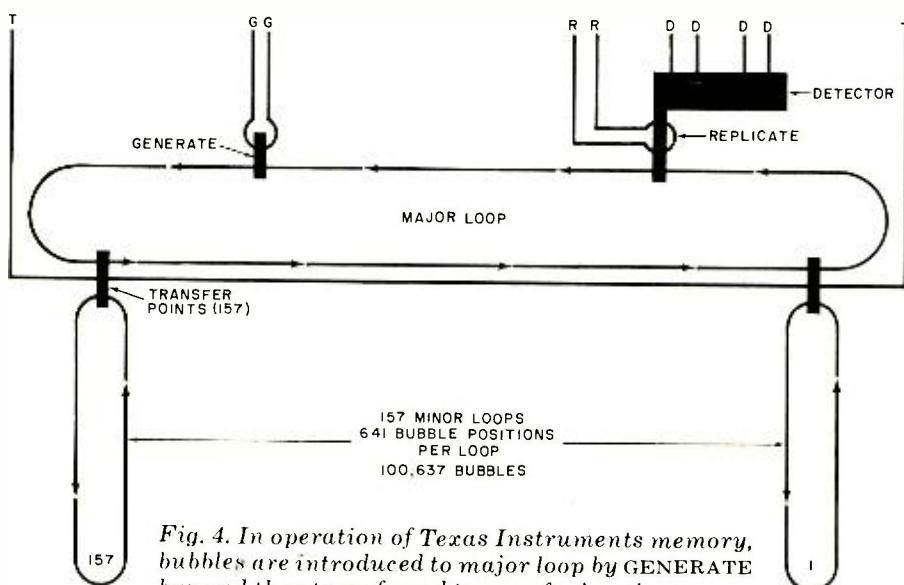


Fig. 4. In operation of Texas Instruments memory, bubbles are introduced to major loop by GENERATE bar and then transferred to one of minor loops. To read data, a pulse is generated in detector track.

A SIMPLE TOUCH CONTROL SWITCH

A TOUCH control is an electronic switch that can be activated simply by touching a small conductive plate with a fingertip.

Such controls are easy to build and can be used to enhance many projects. They can also be added to an existing circuit, such as forming an alarm "off" switch for a digital clock.

Circuit Operation. A basic touch control circuit is shown in Fig. 1A. Essentially, it consists of a FET amplifier with a high input impedance (10 megohms) and a conductive touch plate connected to its gate. Operation occurs when the ambient 60-Hz ac field flooding the area is impressed on the touchplate during the finger contact. This signal is amplified and appears at the drain as a 60-Hz square wave, alternating between ground and supply voltage.

Capacitor *C1* shunts any r-f picked up by the "antenna effect" of the touchplate, while capacitor *C2* acts as a transient suppressor.

The drain of *Q1* can be connected to the alarm-off pin of a clock chip, since most of these ICs require that the alarm-off pin be momentarily connected to the supply voltage to silence the alarm.

The circuit of Fig. 1B uses the same FET input stage, but, via *D1*, rectifies the ac waveform at the *Q1* drain and uses the generated positive voltage to turn on transistor *Q2*. The positive voltage developed across *C3* will keep *Q2* turned on until the capacitor is discharged by base current and resistor *R_x*. The value of this latter resistor determines how rapidly the switch will shut off and should be between 10,000 and 100,000 ohms.

The load on *Q2* can be a low-current relay or a resistor (1000 to 5000 ohms) with the signal generated across the resistor used to turn on a high-power transistor. Using the transistor shown for *Q2*, any device that requires 50 mA or less can be powered.

Construction. Any form of construction may be used since the circuit is relatively simple. It should be powered from an ac-line supply for reliable operation.

The touch plate should be relatively small—several square inches are enough. It must be insulated from ground. But it need not be a discrete metal plate; a metal door-knob on a wooden door will suffice. This latter type of touchplate makes an excellent sensor in an alarm project. ◇

BY GEORGE PETERKA

Single FET amplifier circuit can be used to control relay or other low-current device

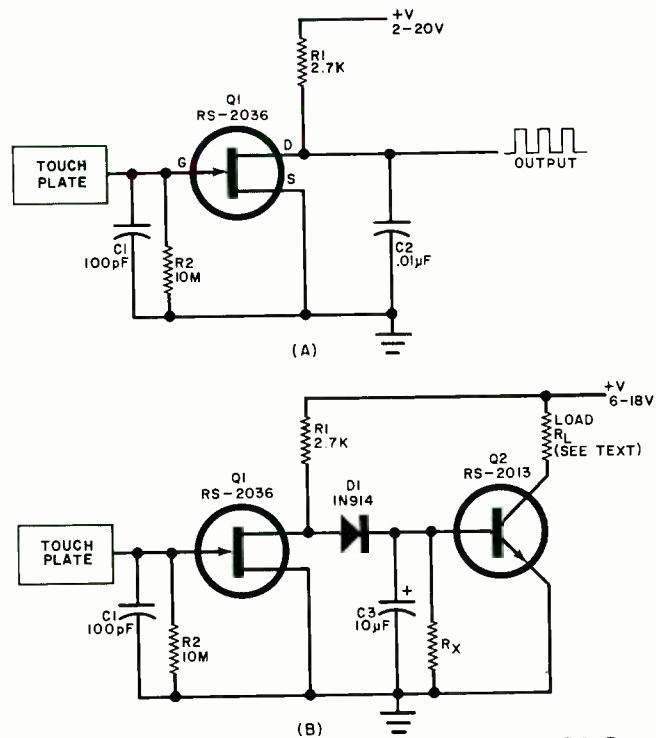


Fig. 1. At (A), high input impedance FET develops a square-wave output when gate is touched by fingertip. Transistor Q2 (B) is added to drive external devices.


PARTS LIST

- C1 — 100-pF, disc
- C2 — 0.01-μF, disc
- C3 — 10-μF, electrolytic
- D1 — 1N914 or similar
- Q1 — N-channel FET, RS2036 or similar
- Q2 — Npn transistor, RS2013 or similar
- R1 — 2700-ohm resistor
- R2 — 10-megohm resistor
- R_x — 10,000 to 100,000 ohms (see text)
- Touchplate — see text.
- Misc. — Perf board, mounting hardware, power supply, etc.



Product Test Reports

Electra Bearcat 250 Scanning Monitor Receiver



Five-band receiver with microprocessor control can store up to 50 channels

THE ELECTRA Bearcat 250 is a five-band scanning monitor receiver whose synthesized local oscillator and microprocessor control systems give it some capabilities well beyond the norm for receiving public-service and 2-meter ham radio transmissions. The receiver is designed to cover FM bands of 32 to 50, 146 to 148, 148 to 174, 420 to 470, and 470.0125 to 512.0125 MHz. (Stations in the last band are assigned frequencies ending in .0125.) Its local oscillator frequency is synthesized. Accuracy and stability are determined by a single quartz crystal. The frequency and other information are presented on an 11-digit LED display.

The Bearcat 250 can be operated from a 117-volt ac line power or a nominal 13.8-volt dc source such as any mobile electrical system with a negative ground. The receiver is 10 $\frac{3}{4}$ "W \times 8"D \times 3 $\frac{1}{2}$ "H (27.3 \times 20.3 \times 8.9 cm) and weighs 5 lb (2.3 kg). Suggested retail price is \$399.95.

General Description. Electra gives virtually no information on the Bearcat 250's circuits, except to say that seven custom-designed ICs are used. Even the intermediate frequency is not stated. Therefore, we are limited to describing the features of the receiver and our measurements of its performance.

The Bearcat 250 has no conventional tuning controls. One of its two knobs is used for adjusting the squelch threshold (even that has an automatic operating mode that makes the control somewhat redundant). The other knob is for volume control and turning on and off the

power. All other functions are controlled by a 30-key calculator-type keyboard.

The receiver's nonvolatile memory, which is not affected when power is removed, can store the frequencies of as many as 50 channels within its tuning range, in any sequence. Any channel can be accessed instantly by selecting its assigned number (1 to 50) on the numeric keys and touching the MANUAL key. The frequency of the selected channel and its assigned channel number appear in the display.

The receiver can also be tuned instantly to any frequency in its range without first assigning it to a specific channel in the memory. First, any channel number is arbitrarily selected via the keyboard. Then the MANUAL key is operated, and the desired frequency is punched up on the keyboard. Finally the E (for enter) key is pressed. Frequencies can be selected in 5-kHz steps.

In the automatic mode, pressing the SCAN key starts a scan of all the programmed channels except those that have been locked out by the LOCKOUT key at a rate of either 5 or 15 channels per second as selected by the SPEED key. Touching MANUAL at any time stops the scan. Repeated operations of the MANUAL key step the receiver upward one channel at a time.

The receiver also has a SEARCH/STORE mode for scanning between any two limit frequencies, in either direction. (When it reaches one limit, it instantly starts over at the other limit.) Every time a signal is intercepted, its frequency is stored in a separate memory for a maximum of 64 frequencies. Afterwards, the

stored frequencies can be recalled by sequential operations of the RECALL key. If desired, these frequencies can be assigned to channels in the main memory.

The 50 memory channels are divided into groups of 10. A row of keys at the left of the keyboard activates each group of 10 channels individually. Dots in the display indicate which groups are activated at any time and which group is being scanned in the SEARCH/STORE mode. By programming different radio services into different number groups (for example, 1 to 10 for police; 11 to 20, fire; 21 to 30, amateur; etc.), it is easy to set up the scanner for any specific service, ignoring the others, by appropriate settings of the channel bank keys.

The PROGRAM key group has, in addition to the numeric selectors and the E key, keys labelled PRIORITY, DELAY, LOCKOUT, and ./AUX. LOCKOUT causes any specific channel assignments to be omitted during the SCAN mode of operation. DELAY causes the receiver to wait 2 seconds after the disappearance of a carrier before resuming its scan. This permits both sides of a conversation on the same channel to be monitored. Otherwise, the scan would resume the instant one station stood by. The PRIORITY key causes channel 1 to be sampled every 2 seconds no matter where the receiver is tuned. If a signal is present on channel 1, the receiver tunes to that channel and remains there until it disappears. Then it returns to the originally programmed frequency. When these keys have been activated, the letters L, d, and P appear in the display.

The ./AUX key programs the decimal point during frequency selection and activates a special AUXILIARY terminal in the rear of the receiver when a signal is received on a channel for which the key has been pressed. The contact is internally closed to ground and can supply up to 500 mA of current to control an external circuit, such as a tape recorder or alarm, though an external relay is necessary.

SEARCH buttons include a LIMIT key that sets the upper and lower scan limits. (The frequencies are keyed in numerically and entered in the microprocessor by touching the LIMIT key.) Below the LIMIT key are two keys that permit the receiver to scan up or down through the channels. If the STORE key is touched, the receiver remembers all frequencies of all signals it intercepts during the scan and later displays them sequentially one at a time as the RECALL key is pressed.

In the OPER. group of keys, the MANU-

AL key is used to single-step the receiver through its assigned channels, to stop automatic search or scan, or as a preliminary step when changing from one operating mode to another. The SCAN key initiates a scan of all programmed channels. The SPEED key changes the rate of scan, alternately selecting either 5 or 15 channels per second. The COUNT key causes the receiver to keep a running total of the number of times (up to 99) that a signal appears on the single channel it is monitoring. This information appears at the right of the display, instead of the frequency. A second operation of the COUNT key restores the frequency display without interfering with the totalizing process. Finally, the TIME key causes the time (hours, minutes, and seconds on a 12-hour basis) to be displayed instead of the frequency. Like the COUNT display, the TIME display can be activated at any time without affecting the operation of the receiver. In addition, whenever the receiver is turned off, the time is continuously displayed as long as primary power is connected.

On the rear panel are an antenna jack (which accepts the standard automobile antenna plug) for a 50-to-75-ohm antenna and two audio output jacks. One jack is for an external speaker. It silences the receiver's built-in speaker when a plug is inserted. The other jack is a tape-recording output, which carries the same signal but does not silence the speaker. Since its level is controlled by the receiver's volume control, this feature is not analogous to the tape recording output of a stereo receiver or amplifier. There are also sockets for the ac line cord and for a 13.8-volt dc source and the AUX and GND screw terminals for controlling an external device from the receiver.

The receiver is normally operated with a short (21") vertical telescoping whip antenna inserted in a hole in the top of the cabinet. An external antenna may be preferable in mobile service. A mounting bracket is supplied for installing the receiver in a car or boat.

Laboratory Measurements. The only measurements we made on the Bearcat 250 receiver were of its sensitivity and audio output. The sensitivity is rated at 0.4 microvolts below 174 MHz and 0.8 microvolts above 420 MHz for a 12-dB SINAD (signal-to-noise and distortion) with ± 5 kHz deviation. Our signal generator does not cover the high band, but we measured a sensitivity of better than 0.1 microvolt at 147 MHz. The squelch sensitivity is rated at 0.3

and 0.6 microvolt in the low and high bands, respectively. At 147 MHz, the measured squelch sensitivity was adjustable from less than 0.1 to about 0.5 microvolt. In the AUTO position of the squelch threshold control, it was about 0.4 microvolt.

Audio output into an 8-ohm load is rated at 2 watts with no more than 10% THD. In our measurements, it was exactly 2 watts at 1000 Hz at the clipping point, which corresponds approximately to the 10% THD condition.

User Comment. The Electra Bearcat 250 is a remarkably fine monitoring receiver for Public Service, two-meter ham, and uhf government communication bands. It has all the bells and whistles one could wish for, thanks to its microprocessor control and memory.

Using its own whip antenna, approximately at ground level, we had no difficulty picking up a dozen or so two-meter repeater transmissions, countless mobile communications, and a number of stations in the 420-470-MHz band, many of them 30 miles or more away.

If there are any shortcomings to mention, they are common to the few microprocessor-type scanners on the market or scanners in general. For example, we found that full mastery of the Bearcat 250's marvelous control functions required rereading of the complete instruction manual provided with the model and considerable practice. One has to learn, for instance, that if the receiver is not in MANUAL, touching the COUNT key erases all the programmed channels. Moreover, having to punch in six digits every time we wished to move the receiver frequency, even by only 5 kHz, is somewhat bothersome. This factor is traded off easily for the many excellent operating features provided, of course.

Also, a problem shared with all other sensitive scanners is that a transmission can stop on the skirt of a strong signal since scanning is in 5-kHz steps. This happened to us with a two-meter repeater signal. Also, the Model 250, along with all other scanners, does not encompass the new FM signals in the 144-MHz band, such as the recently opened 144.5-145.5-MHz repeater sub-bands.

In all, the Bearcat 250 can be pronounced to be a state-of-the-art scanner that's especially useful for serious listeners who wish to "catch" all the happenings, from weather reports to marine phone conversations to myriad emergencies for many miles around.

CIRCLE NO. 104 ON FREE INFORMATION CARD

FREE **SWT**

CATALOG

Audio—Computers
Instruments
Kits & Assembled



Southwest Technical Products Corporation

219 W. RHAPSODY
SAN ANTONIO, TEXAS 78216

CIRCLE NO. 51 ON FREE INFORMATION CARD

TAPE DISCOUNTS

Minimum order 10 tapes



CASSETTES

TDK DC-45	1.19
TDK DC-60	1.32
TDK DC-90	1.78
TDK DC-180	3.29
TDK-SAC-60	2.19
TDK-SAC-90	3.19
TDK-ADD-60	1.78
TDK-ADD-90	2.69

8-TRACK

TDK 45 0 mix	1.80
TDK 90 0 mix	2.29
TDK 90 AU 0 mix	2.59
TDK 90 AU 0 mix	3.19

OPEN REEL

TDK-L 1800	5.49
TDK-S 1800	4.49



CASSETTES

C-60 Plus	1.19
C-90 Plus	1.59
C-120 Plus	1.89

8-TRACK

45 Plus 8-7	1.29
90 Plus 8-7	1.49

SPECIAL

Soundguard Record Preservation Kit	5.99 ea
Soundguard Record Preservation Reel	3.99 ea


Lifetime Product Guarantee! Order Now!
Orders shipped within 2-3 days. Please add \$2.00 for shipping & handling per 10 tapes. N.Y.S. residents add sales tax. NO COD'S. FREE CATALOG

CONSUMERS CO

P.O. Box 550 Dept. P02

Mt. Vernon, N.Y. 10551 Phone: (914) 664-2909

CIRCLE NO. 12 ON FREE INFORMATION CARD



Experimenter's Corner

By Forrest M. Mims

ANALOG COMPUTER CIRCUITS, PART 2

IN PART 1 we looked at ways to use resistors to add and multiply. We also learned how to use op amps to multiply, divide, add, average and subtract. Although an op amp and a few resistors can multiply and divide, manual adjustment of at least one potentiometer is necessary. We noted in Part 1, however, that there are many analog computer circuits that respond to incoming voltages rather than manually adjusted potentiometers. The op amp adder, averager and subtracter circuits described in Part 1 have this ability.

One way to multiply or divide two voltages is to convert both to their logarithms. Multiplication is accomplished by adding the two logs with a summing amplifier. Division can be performed by subtracting the log of the divisor from the log of the dividend with a difference amplifier. The antilog of the result is the product or quotient, as the case may be.

Now that the pocket calculator has replaced the slide rule, logarithms are not used nearly as often as they once were. So let's take time out for a brief refresher course before moving on.

Logarithms. Any decimal number can be expressed as a power of ten. For example, 1,000 is 10^3 and 736 is $10^{2.8669}$. In both cases, the exponent of the base 10 is referred to as the number's logarithm. One important aspect of logarithms is revealed by the following table.

Number	Power of Ten	Logarithm
1	10^0	0
10	10^1	1
100	10^2	2
1,000	10^3	3
10,000	10^4	4
100,000	10^5	5
1,000,000	10^6	6

As you can see, a very wide range of decimal numbers occupies a very small range of logarithms. The resulting compression provides a handy shorthand method for processing very large numerical variations.

We noted earlier that two numbers can be multiplied by adding their logs or divided by subtracting their logs. That's how a slide rule works. It's also possible to add and subtract numbers using ordinary rulers. Place one ruler atop the other. Then align the 0 on the top ruler with one of the numbers being added on the bottom ruler. Next, find the second number being added on the top ruler. This number will point to the sum on the bottom ruler.

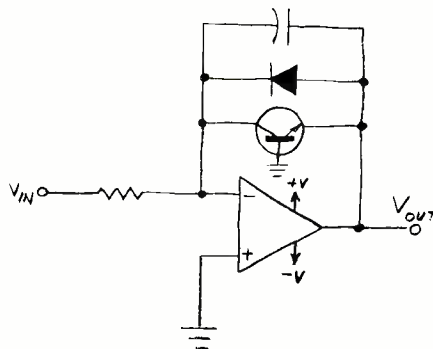


Fig. 1. Schematic of a basic logarithmic amplifier.

Rulers have a linear scale—their divisions are equally spaced. A slide rule, on the other hand, has a logarithmic or compressed scale. When you multiply two numbers with a slide rule, you are actually adding their logs.

Look back at the table and multiply $1,000 \times 100$ to see how this works. The log of 1,000 is 3 and the log of 100 is 2. $3 + 2 = 5$ so the log of $1,000 \times 100$ is 5. From the table, 5 is the log of 100,000 (or 100,000 is the antilog of 5) so $1,000 \times 100 = 100,000$. Try dividing a few numbers in the table by subtracting the log of the divisor from the log of the dividend and taking the antilog of the remainder to obtain the quotient.

Before the advent of the pocket calculator, the use of logarithms was standard procedure when multiplying and dividing very large or very small numbers. Logs are also handy for extracting roots. The cube root of 27, for example, is

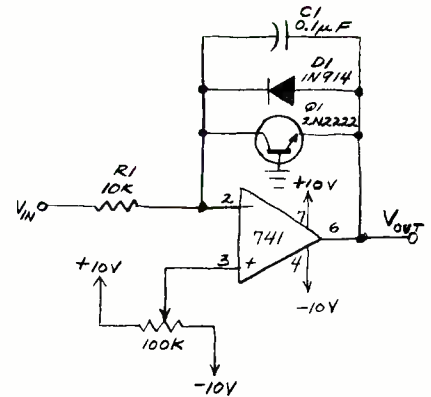


Fig. 2. A practical logarithmic amplifier circuit.

found by dividing the log of 27 by 3 and extracting the antilog of the result. (The log of 27, 1.4314, divided by 3 is 0.4771; the antilog of 0.4771 is 3, the cube root of 27.)

Incidentally, numbers in any number system can be expressed as logarithms. Can you figure out the logarithms of the binary sequence 1, 10, 100, 1000 . . . 10000000? (Hint: 1000 is 2^3 .)

The Logarithmic Amplifier. The voltage drop across a diode is related logarithmically to the current flowing through it. This makes possible the conversion of a voltage into its log.

Practical log conversion is best achieved by using a transistor in a common- or grounded-base configuration instead of a diode. Figure 1 shows how the transistor is connected in place of an op-amp's feedback resistor to give what is called a *transdiode logarithmic amplifier*. Although the circuit is an amplifier, you can think of it as a log generator to avoid confusion.

Not all transistors exhibit logarithmic properties over as wide a range as might be required. Many, however, do and one readily available type is the 2N2222 (equivalent to Radio Shack type RS2009).

You can easily assemble a breadboard log amplifier with the help of a 741 or any other frequency-compensated op amp. Figure 2 shows the details of a practical version of the circuit in Figure 1. Capacitor C_1 does not assist in the log conversion process. Instead, it reduces the ac gain of the op amp and helps eliminate high-frequency oscillation which might otherwise occur. Diode D_1 protects the transistor from excessive reverse base-emitter bias from the op amp's output.

On the following page are the results I obtained from a breadboard version of the circuit in Fig. 2.

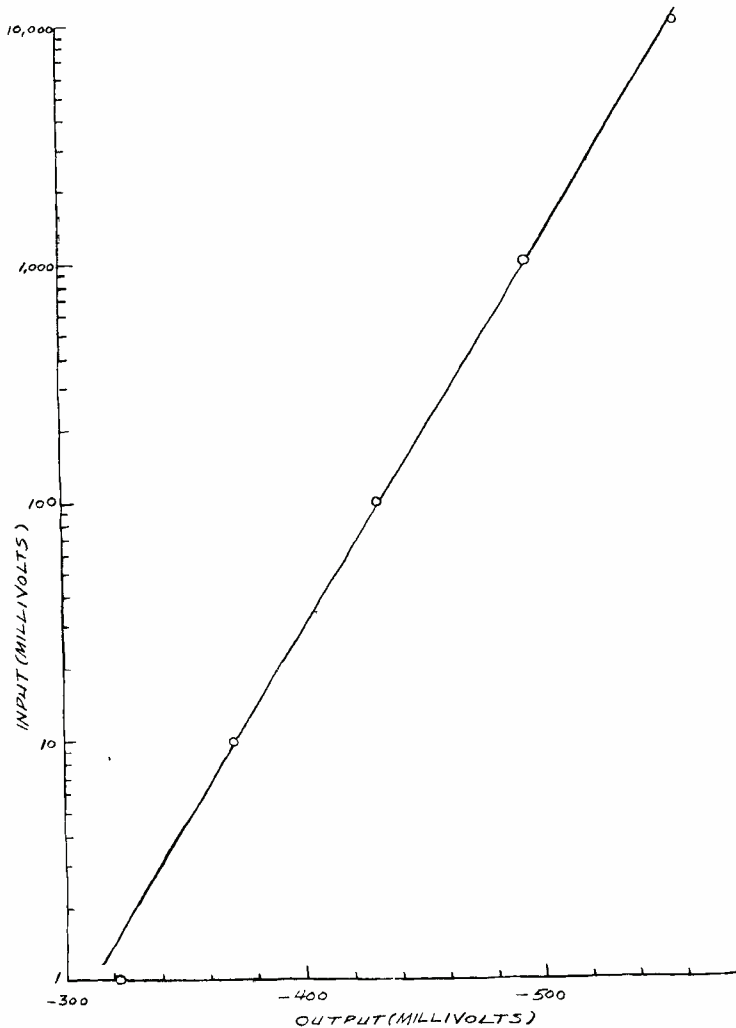


Fig. 3. Operation of a log amplifier plotted on semi-log graph paper.

Input (mV)	Output (mV)
1	-322
10	-371
100	-432
1,000	-494
10,000	-557

In all cases, the output voltage was inverted (negative), but this is of no major consequence as we can either ignore the polarity or, if desired, change it with an inverting buffer.

Figure 3 shows the data in the table plotted on a semi-log graph. The graph is called semi-log because one axis is linear (the output voltage) and the other is logarithmic (the input voltage). A plot of the data produces a straight line on the semi-log graph, so we know the log amplifier is reasonably accurate over the given range.

Now that we've seen how a real log amplifier works, let's look at a few of its characteristics. First, notice the very small range in output voltage (a few hundred millivolts) that results from the huge swing in input voltage (10,000 millivolts). This characteristic of log amplifiers is

ideal for compressing very large voltage excursions into more manageable form.

A second characteristic is that the transfer function of our log amplifier is *not* $-V_{out} = \log(V_{in})$. Rather, it's approximately $-V_{out} = 0.06 \log V_{in} + K$ where K is a constant. For the log amplifier I built, K is 0.495. Your amplifier might yield a slightly different K . You can use a programmable calculator to compute the exact transfer function.

A third characteristic of our log amplifier is that it is temperature sensitive. That's not good because the current flowing through the 2N2222 causes heating which can alter the accuracy of the circuit. The error this introduces can be substantial, easily several percent.

Yet another characteristic of the amplifier is that the input offset voltage of the op amp can cause a substantial but predictable error when the input voltage is small. This problem can be alleviated by connecting a 10,000-ohm potentiometer to the 741 as shown in Fig. 4. Pin 2 of the 741 is then temporarily shorted to ground and the offset potentiometer is

SAVE!

MONEY • TIME • FREIGHT

QUALITY STEREO EQUIPMENT AT LOWEST PRICES.

YOUR REQUEST FOR QUOTATION RETURNED SAME DAY.

FACTORY SEALED CARTONS—GUARANTEED AND INSURED.

SAVE ON NAME BRANDS LIKE:

PIONEER	SANSUI
KENWOOD	DYNACO
SHURE	SONY
MARANTZ	KOSS


AND MORE THAN 50 OTHERS
BUY THE MODERN WAY
BY MAIL—FROM

ia
illinois audio

12 East Delaware
Chicago, Illinois 60611
312-664-0020

CIRCLE NO. 26 ON FREE INFORMATION CARD

Use Quick-Wedge to fasten leads, wire in panelights, connect test equipment, install components



They do all that ordinary screwdrivers do, PLUS they hold and start the screw



QUICK-WEDGE 17 sizes

Screw-holding screwdrivers

Unconditionally guaranteed.

BUY A SET TODAY

See your dealer or write to:
Kedman Company, P.O. Box 25667,
Salt Lake City, Utah 84125

CIRCLE NO. 31 ON FREE INFORMATION CARD

© 1977

adjusted until V_{OUT} is exactly zero volt.

A more significant error is introduced by the op amp's bias current. This ranges from 80 to 500 nanoamperes for the 741. Figure 4 also shows how to compensate for this problem by temporarily replacing the components in the feedback loop with a 100,000-ohm resistor and adding a bias current potentiometer. The pot is then adjusted until $-V_{OUT}$ exactly equals V_{IN} over as wide a voltage range as you expect the amplifier to receive.

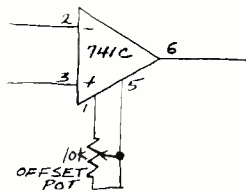


Fig. 4. Adding an offset pot to the log amplifier.

You don't have to make all these calibration adjustments when building a simple log amplifier for experimental

purposes. But if you decide to build your own analog computer, for best results you'll need to calibrate or trim each op amp using the methods described.

The Antilogarithmic Amplifier.

Analog computing circuits that use log amplifiers require one or more antilog amplifiers to convert results back into linear form. Antilog amplifiers can also be used to expand narrow ranging input voltages into much wider and therefore more easily resolved form.

PROJECT OF THE MONTH

LED TRANSMITTER MODULE

Here's a miniature LED transmitter module you can assemble in half an hour or so. It makes an ideal mate for the miniature phototransistor receiver module described in the last Project of the Month. Alternatively, it can be used on its own as a miniature infrared beacon.

Figure A is a complete circuit diagram of the transmitter. The circuit uses a 3909 LED flasher IC for the utmost in simplicity. This IC is designed to drive red LEDs and not IR (infrared) LEDs. IR LEDs have a lower forward voltage drop (about 1.2 volts) than red LEDs (about 1.7 volts). This means you can fool the 3909 into driving an IR LED by adding an ordinary silicon di-

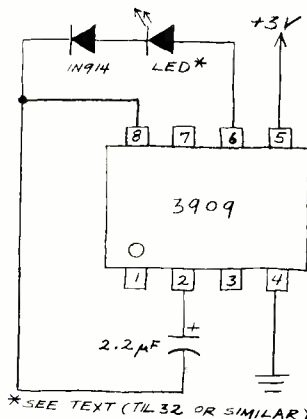


Fig. A. An infrared light emitting diode transmitter.

ode in series with the LED. A diode like the 1N914 has a drop of 0.6 volt and this gives a total drop of about 1.8 volts when connected in series with an IR LED.

For best results, use a GaAs:Si LED instead of a GaAs LED. Both types are available from companies that advertise in the Electronics Marketplace section of this magazine. GaAs LEDs emit at a peak wavelength of 900 nanometers (nm) while GaAs:Si LEDs have a peak wavelength of about 935 nm. Visible light ranges from about 400 nm to 700 nm.




Fig. B. LED transmitter module.

Most GaAs:Si LEDs are at least twice as efficient as GaAs units, and that's why they will work better in this project. GaAs units have a much faster rise time, but this is irrelevant because the rise time of the transmitter is not fast enough to tax a GaAs:Si diode.

Figure B is a photo of the interior view of the transmitter module and Fig. C shows its assembly details. Begin assembly by installing the capacitor and diode in the bottom of the module header and inserting their leads deep in the indicated pin slots. Then install the LED as shown in Fig. C, making sure its leads are oriented properly and that it doesn't protrude too far over the edge of the header. Secure all the leads in place with a small amount of solder and clip off the excess lead lengths close to the header pins.

Next, place the pins of the IC adjacent to or inside the slots in the appropriate header pins. Make sure they don't protrude too far or the module cover will not fit. Then carefully solder the pins in place. Use a small file to remove excess solder from the outside edges of the header pins so that the module cover will fit. Then bore a hole

($\frac{1}{8}$ -inch if you use a TIL32 LED) in the module cover and snap the cover in place.

Unless you use a red LED, you'll need a receiver such as the phototransistor receiver module described in the previous Project of the Month to test the transmitter. Insert the module in a solderless breadboard and connect a 3-to-6-volt supply to the power connections. With a 3-volt supply, the transmitter LED will flash on and off at 360 Hz. If you connect an earphone to the receiver module and point the LED toward the phototransistor, you will hear a loud tone. Block the path between the two modules and the tone will stop.

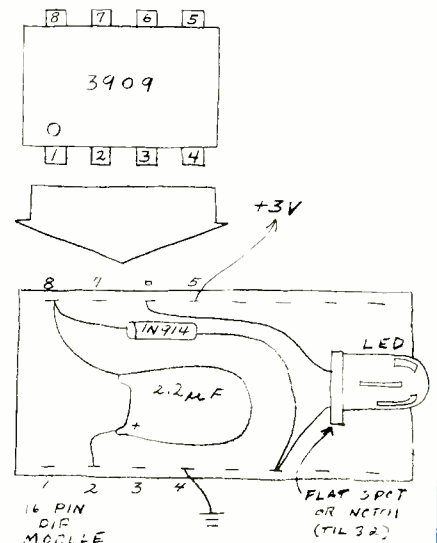


Fig. C. Assembly details of LED transmitter module.

Remember to be careful if you connect an earphone to the output of the receiver module instead of a small speaker. The sound generated by the earphone can be very loud.

Try experimenting with the two modules to see how far you can separate the receiver module from the transmitter module and still recover a usable signal. Also, try using the two modules as an object detector by pointing both units at a white card and seeing how far away the card can be placed without losing the signal.

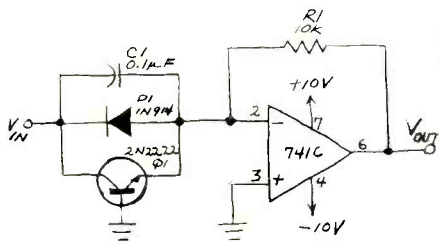


Fig. 5. Schematic of an anti-logarithmic amplifier.

If the transfer function of an ideal log amplifier is $V_{OUT} = \log(V_{IN})$ then the transfer function of an ideal antilog amplifier is $V_{OUT} = 10^{V_{IN}}$. In an actual circuit, however, the transfer function is the inverse of the log amplifier's. The differences between ideal and actual transfer functions are therefore compensated.

Figure 5 shows the circuit for a working antilog amplifier you can make. An interesting experiment is to connect the input of the antilog amplifier to the output of the log amplifier in Figure 2. If both amplifiers are perfectly accurate, the transfer function for the combination will be $V_{OUT} = V_{IN}$.

Here are the results I obtained from a log-antilog combination with no calibration adjustments:

V_{IN} (mV)	V_{OUT} (mV)
1	1
10	-6
100	-111
1,000	-1,205
10,000	-11,490

As you can see, the error is fairly high. Calibrating both amplifiers using the methods previously outlined will provide much better results.

The Analog Multiplier. Now that we've built log, antilog and summing amplifiers, we can build an analog multiplier. A block diagram for the multiplier is shown in Fig. 6 and a complete circuit in Fig. 7.

The maximum error of the multiplier is easily in excess of 10 percent. Can you improve this figure over several decades of input voltage? (Hint: Use careful calibration procedures and try to keep all feedback transistors at the same temperature by, say, bonding them together with epoxy cement.)

You can convert the multiplier into an analog divider simply by changing the summing amplifier into a difference amplifier. See last month for details.

Single-Chip Multipliers. Contrary to

Q • How close can hi-fi get to an authentic musical experience?

A • Slip on new Audio-Technica Stereophones and hear for yourself.

If you want to find out how good the new Audio-Technica Stereophones really are, don't just compare them with other headphones. Put them up against the very finest *speaker* systems. But don't just listen to the equipment. Listen to the *music*. And be ready for a surprise!

Judged on the basis of flatness of response, freedom from distortion, transient response, sensitivity, and independence from room acoustics, these new dynamic and electret condenser models are perceptibly better sounding than speaker systems costing hundreds of dollars more.

And if you think that great performance can only come from heavy, bulky stereophones, get ready for another surprise. Our heaviest model is less than 7½ ozs. and our lightest is an incredible 4¾ ounces light. Comfort that lasts an entire opera if you wish.

For all the facts, send for our catalog. But for the revealing truth about stereophone performance, listen and compare at your nearby Audio-Technica showroom. It will be a great *musical* experience.



Model ATH-7
Our finest Electret Condenser with LED peak level indicators
\$149.95

Model ATH-1
The moving coil dynamic stereo-
phone that weighs just 4¾ oz.
\$29.95

 **audio-technica**
INNOVATION □ PRECISION □ INTEGRITY

AUDIO-TECHNICA U.S., INC., Dept. 29P, 33 Shiawassee Avenue, Fairlawn, Ohio 44313
Available in Canada from Superior Electronics, Inc.
CIRCLE NO. 8 ON FREE INFORMATION CARD

2-PE

name _____

address _____

city _____ state _____

zip _____

MAIL THIS COUPON AND WE'LL SEND YOU THE BEST SPEAKER CATALOG YOU EVER READ!

No kidding. Speakerlab's catalog took longer to write than some of our competitors have been in business. In fact, we created an industry by "building great kits so you can afford great speakers." Our catalog is an invaluable manual of speaker function and design. And, it will introduce you to the finest speaker kits made anywhere...with the strongest money-back guarantee. Find out for yourself...FREE. FREE, that is. Mail the coupon now.



NORTH STAR

Now DOUBLE or SINGLE Density Floppy Disk!

COMPLETE MINIFLOPPY DISK SYSTEM, single density w/BASIC and drive, Kit, List \$699 **\$529**
 Double density version of above, Kit List \$699 (order 01-7735-1) **\$589**
 Factory assembled, double density List \$799 (01-7745-1) **\$689**



BUY NOW...

HORIZON 1, single density, Kit List \$1699 (01-3501-0) **\$1249**
 Assembled version of above, List \$1899 **\$1499**
 Double density version, Kit, List \$1599 **\$1349**
 Double density, Assembled, List \$1899 **\$1599**

HORIZON 2, single density, Kit List \$1999 (order as 01-3502-0) **\$1599**
 Assembled version of above, List \$2349 **\$1839**
 Double density version, Kit, List \$1999 **\$1699**
 Double density, Assembled, List \$2349 **\$1939**

MiniMicroMart, Inc.
 1618 James St., Syracuse NY 13203
 (315) 422-4467

CIRCLE NO. 35 ON FREE INFORMATION CARD

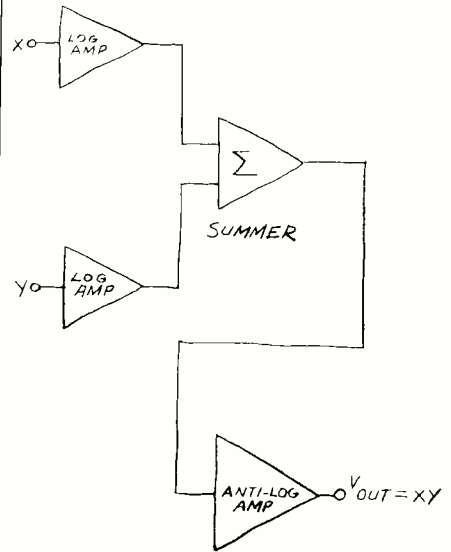


Fig. 6. Block diagram of a logarithmic multiplier.

my usual practice of breadboarding every circuit that appears in this column, I must confess to not having assembled the multiplier in Fig. 7. Several single IC multipliers that include all necessary amplifiers and transistors on the same silicon chip are now available, and they're much easier to use and more accurate because all circuit elements on the chip are at the same temperature. One such multiplier is Motorola's MC1595.

Single-chip multipliers like the MC1595 require many external calibration resistors, but recently Raytheon and Analog Devices introduced single-chip multipliers that include built-in error correcting features. Raytheon's chip is the 4200 and Analog Devices' is the AD534.

The 4200 is much less expensive than the AD534, but the latter is far superior to any previous single-chip multiplier because it includes 12 calibration resistors that have been factory-trimmed to a high degree of accuracy by a pulsed laser. The laser zaps away bits of thin-film calibration resistors that have been previously deposited directly on the silicon chip until a specified accuracy is reached.

The AD534 is being billed as the first single-chip analog computer. Having experimented with both overly demanding, temperature-sensitive log amps and now the AD534, I'm more than willing to accept this enthusiastic claim. Figure 8 shows why. All the circuits shown are complete—no calibration resistors are required.

Build The World's Most Powerful 8-Bit Computer Featuring The Famous Intel 8085! Explorer/85™


Starting for just \$129.95 you can now build yourself a sophisticated, state-of-the-art computer that can be expanded to a level suitable for industrial, business and commercial use. You learn as you go... in small, easy-to-understand, inexpensive levels!

- Features Intel 8085 cpu/100% compatible with 8080A software!
- Onboard S-100 bus (up to 6 slots!)
- Onboard RAM and ROM expansion!
- Built-in deluxe 2K Monitor/Operating ROM!
- Cassette/RS 232 or 20 ma./4-1/2 8-bit parallel I/O and timer all on beginner's Level "A" system!

EXPLORER/85 gives you a big computer features immediately, without turning you into an appliance operator. doomed to run pre-developed software for life. Simply connect EXPLORER to a terminal, video monitor or tv set and 8 volt power supply and start running programs. the very first night! Level "A" teaches you machine language and computer fundamentals. It lets you run exercise programs including programs to examine the cpu registers, examine memory, move memory, and make up games. You can load and play back these programs on an ordinary tape cassette—and display your efforts on any tv screen, video monitor or printer. (\$8.95 RT modulator required for tv use.) The simplified architecture of the Intel 8085 makes EXPLORER far easier to understand than computers using the older, more complex but less powerful 8080A. Then, when you're ready, EXPLORER can be expanded—by you—to rival the power of any 8-bit computer on earth. Or you can customize it to perform a dedicated task, thanks to onboard prototyping, RAM and ROM expansion capabilities.

LEVEL "A" SPECIFICATIONS

EXPLORER/85 Level "A" system features an advanced Intel 8085 cpu which is 50% faster than its 8080A predecessor, yet 100% compatible with 8080A software which, you'll discover, exists by the ton. Big computer features include an 8355 ROM with 2K deluxe monitor/operating system which has two programmable 8-bit bi-directional parallel I/O ports, built-in cassette interface with tape control circuitry to allow labeling cassette files, and commands which include "display contents of memory," "run at user location (go to)," "insert data," "move contents of memory," "examine registers individually or all," "fill command (to fill the contents of memory with any variable), automatic baud rate selection, programmable characters per line display output format, and more! An 8155 RAM—I/O chip contains 256 bytes of RAM, two programmable 8 bit bi-directional and one programmable 8-bit bi-directional I/O ports plus programmable 14-bit binary counter/timer, user interrupt and reset switches. Onboard expansion provisions exist for up to six S-100 boards, 4K of RAM and 8K of ROM, PROM or EPROM.



As featured in POPULAR ELECTRONICS

EXPLORER/85 shown with Video Monitor and Keyboard/Video Terminal

CHOICE OF HEX KEYPAD OR TERMINAL INPUT

If you plan to customize EXPLORER for dedicated use, we recommend that you order hex keypad input. But if you are planning to go whole hog and blow EXPLORER up into a full size, state-of-the-art system with 8K or extended basic (coming soon), up to 64K of memory, floppy disks, telephone interface printers, and all sorts of S-100 plug-ins—you'll be better off with the keyboard/Video Terminal input. The \$149.95 EXPLORER Keyboard/Video Terminal includes full ASCII decoding with 128 ASCII upper/lower case set, 96 printable characters, onboard regulators and selectable display formats—32x16 for tv set or 64x16 for video monitor (not included).

EXPAND EXPLORER, LEVEL-BY-LEVEL

Level "B", at \$49.95 adds S-100 signals plus onboard RAM/ROM decoding. Includes all parts necessary to generate the signals for S-100 bus accessories. Just add two S-100 bus connectors and you have a complete S-100 compatible computer with a world of add-ons at your fingertips. Choose from hundreds of products to satisfy your individual needs. Level "B" kit also includes the address decoders for onboard RAM and ROM expansion which are addressable anywhere in the 65K field.

Level "C" expansion, at \$39.95 expands the S-100 bus to allow a total of six S-100 cards to be plugged into EXPLORER's motherboard and contained in EXPLORER's steel cabinet. Includes all hardware, mounting brackets, board guides, etc. Just add the number of S-100 bus connectors you need.

Level "D" expansion, at \$69.95 gives you 4K of onboard static RAM utilizing 2114 IC's. Your board will also accept four 2716 EPROM's, which can be purchased separately. You now have an advanced mainframe that can be customized with the peripherals of your choice to fit any (or all) specific requirements. Each level of EXPLORER is separately regulated for the ultimate in stability. Factory service is available from Netronics. Order your EXPLORER today!

ORDER FROM THIS COUPON TODAY!

Netronics R&D Ltd., Dept PE-2, 333 Litchfield Road, New Milford, CT 06676

<input type="checkbox"/> Level "A" EXPLORER/85 kit (specify 0 terminal or <input type="checkbox"/> hex keypad input), \$129.95 plus \$3 p&h	<input type="checkbox"/> Deluxe Steel Cabinet for EXPLORER/85 \$39.95 plus \$3 p&h
<input type="checkbox"/> Power Supply kit 5 amp, ±8 volt, \$34.95 plus \$2 p&h	<input type="checkbox"/> Deluxe Steel Cabinet for Keyboard/Video Terminal, \$19.95 plus \$2.50 p&h
<input type="checkbox"/> Intel 8085 User's Manual, \$7.50 ppd	<input type="checkbox"/> RF Modulator kit, \$8.95 ppd
<input type="checkbox"/> ASCII Keyboard/Video Terminal kit, \$149.95 plus \$3 p&h	<input type="checkbox"/> Total Enclosed (Conn. res. add tax) \$ _____
<input type="checkbox"/> Hex Keypad kit for hex version, \$69.95 plus \$2 p&h	<input type="checkbox"/> VISA <input type="checkbox"/> Master Charge <input type="checkbox"/> Exp. Date _____
<input type="checkbox"/> Level "B" S-100/Onboard RAM/ROM Decoder kit (less S-100 connectors), \$49.95 plus \$2 p&h	Account # _____
<input type="checkbox"/> Level "C" S-100 S-Card Expander kit (less connectors), \$39.95 plus \$2 p&h	PHONE ORDERS CALL (203) 354-9375
<input type="checkbox"/> S-100 Bus Connectors (gold), \$4.85 each	Print Name _____
<input type="checkbox"/> Level "D" 4K Onboard RAM kit, \$69.95 plus \$2 p&h	Address _____
	City _____
	State _____ Zip _____

DEALER INQUIRIES INVITED

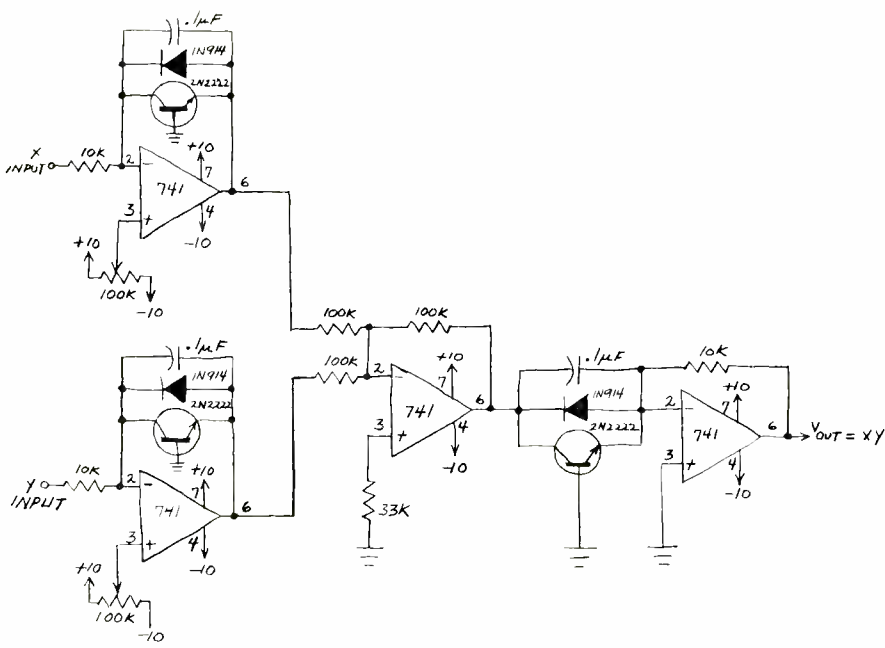


Fig. 7. Analog logarithmic multiplier circuit.

Here's an example of the results I obtained for an AD534 connected as a multiplier and a square rooter:

X	X ²	AD534	$\sqrt{10X}$	AD534
1	1	.95	3.16	3.09
2	4	4.08	4.47	4.51
3	9	9.20	5.48	5.52
4	16	16.24	6.32	6.36
5	25	24.40	7.07	7.11
6	36	35.20	7.75	7.72
7	49	48.20	8.37	8.42
8	64	63.20	8.94	8.90
9	81	79.80	9.49	9.50
10	100	98.70	10.00	10.05

exceptionally accurate. If you want to experiment with the AD534, you'll have to order one from an Analog Devices representative. Write the company for a list of reps and a specification sheet (Route One, Industrial Park, Box 280, Norwood, MA 02062). The single-quantity price is \$26.00 for the lowest accuracy version (AD534J; $\pm 1\%$ total error). If the price seems high, look at it again after you've spent a frustrating evening trying to calibrate a homebrew multiplier. If you prefer digital circuits, consider the cost of the hardware and the time to develop software for a microprocessor that will perform the same functions. \diamond

As you can readily see, the AD534 is

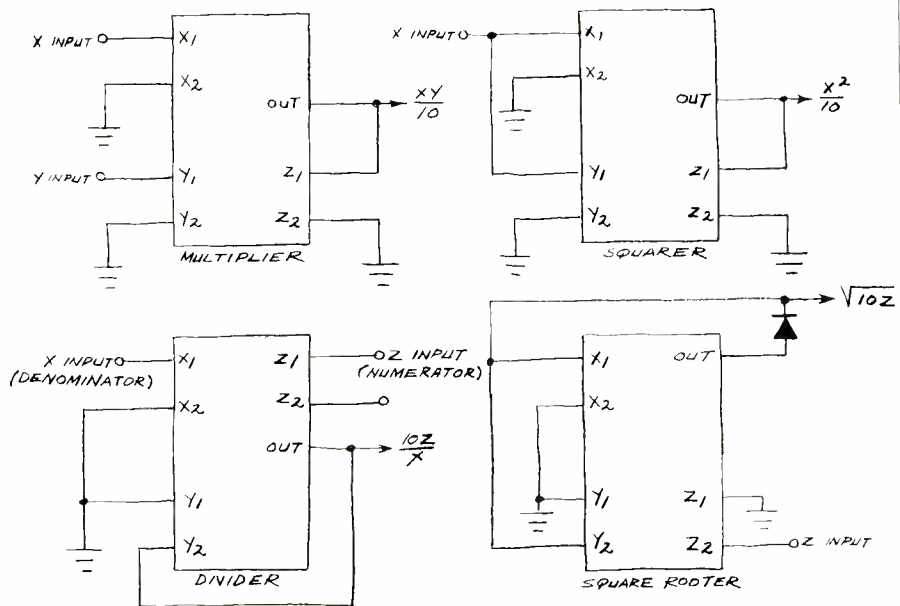


Fig. 8. Applications for the AD534 multiplier.

J&R THE ONE-STOP MUSIC SHOP AT WHOLESALE PRICES

BLANK TAPES

CASSETTE TAPES

Ampeg Grand Master I C 60 \$2.14
 Ampeg Grand Master I C 90 \$2.79
 BASF Studio C 90 \$2.69
 BASF Professional II C 90 \$2.99
 Maxell UD C 60 \$1.93
 Maxell UD C 90 \$2.47
 Maxell UD XL I or II C 60 \$2.47
 Maxell UD XL I or II C 90 \$3.47
 Scotch low noise C 90 3 pk \$4.99 for 3
 Scotch Maxell I C 90 \$2.84
 Scotch Maxell or III C 90 \$3.29
 Sony Ferralphone C 90 \$3.58
 TDK B 60 \$1.20
 TDK B 90 \$1.68
 TDK E 120 \$2.10
 TDK E 160 \$2.99
 TDK J4 C 60 \$1.75
 TDK J4 C 90 \$2.52
 TDK SA C 60 \$2.22
 TDK SA C 90 \$3.18

REEL-TO-REEL

Maxell UD 35 90 1800 ft. \$5.49
 Maxell UD XL 35 900 1800 ft. \$6.62
 Maxell UD 35 180 3600 ft. \$4.35
 104 7 \$14.70
 Scotch 212 1800 ft. \$6.18
 Scotch 207 1800 ft. \$6.18
 TOK L 1800 1800 ft. \$5.22

VIDEO TAPES

BETA FORMAT

Sony L-750 (3 Hour) \$18.95
 Sony L-900 (2 Hour) \$15.95
 Scotch L-500 (2 Hour) \$13.50
 Zenith L-500 (2 Hour) \$13.95
 Ampeg L-500 (2 Hour) \$12.95

VHS FORMAT

JVC T-120 (4 Hour) \$18.75
 TDK T-120 (4 Hour) \$19.50
 Fuji T-120 (4 Hour) \$17.95
 RCA VK 250 (4 Hour) \$18.95
 RCA VK-125 (2 Hour) \$14.95
 Panasonic NV1-120 (4 Hour) \$18.95
 Panasonic NVT-60 (2 Hour) \$14.95

Minimum Order 12 Tapes - 100% Guaranteed.

CARTRIDGES audio-technica

AT 11 20 SLA \$119.00
 AT 12 SA \$85.90
 AT 14 SA \$48.95
 AT 12 SA \$4.50
 AT 10 \$12.00

SHURE

V55 VHF IV \$89.90
 V55 T RE II \$64.95
 V55 D \$39.95
 V55 D \$21.00
 M44I \$13.80
 M44E \$9.90

STANTON

8815 \$92.50
 8815EE S \$35.00
 880EE \$42.50
 880EE \$74.95
 500E \$1.90

EMPIRE

2000Z \$59.90
 2000T \$3.40
 2000E II \$19.50
 4000H \$29.90

PICKERING

XV15 1200E \$39.95
 XV15 750E \$37.50
 XV15 625E \$25.17
 XV15 400E \$22.45

HEADPHONES

SENNHEISER

HD 44 \$23.88
 HD 400 \$26.28
 HD 414 \$44.88
 HD 424 \$65.28

KOSS

PRO JAA \$39.90
 PRO 4 AAA \$48.00
 HV 1 \$29.97
 HV 1 LC \$35.97
 K 6A \$16.17

HOW TO ORDER For shipment within 48 hours, send money order or certified check. Two weeks delay on personal check. Please add \$3.50 per order for shipping & handling. (\$5.50 for orders outside U.S.) N.Y.S. residents add tax. No C.O.D.'s. All merchandise 100% guaranteed, brand new & factory fresh.

J&R MUSIC WORLD

33 PARK ROW, DEPT. PE, NEW YORK, N.Y. 10038
 CALL TOLL FREE (800) 221-8180
 CALL OR WRITE FOR FREE CATALOG

CIRCLE NO. 29 ON FREE INFORMATION CARD

SEE YOUR DEALER TODAY

PAL ANTENNAS

CB — AMATEUR — MARINE
 FIBERGLASS ANTENNAS
DON'T TAKE NO
FOR AN ANSWER

5-YEAR REPLACEMENT WARRANTY ON ALL PAL ANTENNAS - 1 YEAR ON ALL ACCESSORIES

Our 16th Year Serving the CB and Communications Market

FRANK "BAGGY" SACKS
 PRESIDENT

DEALER & DISTRIBUTOR INQUIRIES INVITED

PAL ANTENNAS U.S.A.

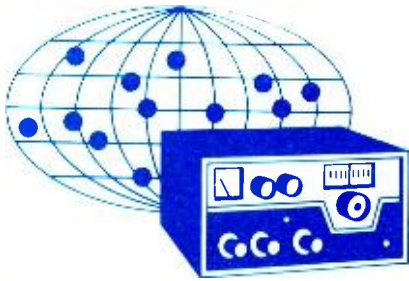
LOOK FOR THIS LOGO

SEND FOR FREE CATALOG

2614 E. ADAMS • PHOENIX, ARIZONA 85034

NAME _____
 STREET _____
 CITY _____
 STATE _____ ZIP _____

CIRCLE NO. 43 ON FREE INFORMATION CARD



DX Listening

By Glenn Hauser

FINE ARTS SHORTWAVE SERVICE

SHORTWAVE listeners around the world are getting an incomplete image of U.S. broadcasting. They can hear AFRTS, which is talk, talk, talk, from domestic commercial networks (minus the commercials, but sounding more commercial than military); the government-operated Voice of America; or religious hucksters from the only privately operated American shortwave stations. And that's all there is!

"Fine-arts" broadcasting has been missing from American shortwave; though on the domestic radio bands, it is a growing oasis in a vast wasteland. Now, however, a 13-week experiment is underway to provide three hours a week of fine music on shortwave from the U.S. Listener response will determine whether the project continues and grows or comes to an end after January.

A patron of the arts has bought air time on station WINB, Red Lion, PA. This commercial, 50-kW shortwave station sells most of its time to preachers, until now the only type of broadcaster believing the potential audience justifies the price. WINB also has an antenna system for Europe, but these programs are beamed toward South America on 15145 kHz, Fridays at 8-9:30 and Saturdays at 8-10 p.m. (EST). The signal can also be heard in much of North America, except for a skip zone surrounding southeastern Pennsylvania. The fine-arts programs include "Music from Oberlin," "Adventures in Good Music," and Cleveland Orchestra pops concerts. Listeners who appreciate this service and would like to have it continue are urged to write: Fine Arts, P.O. Box 1003, Waterloo, IA 50704.

Canada. In some respects, the CBC Northern Shortwave Service inadvertently provides a "fine arts" radio service from Canada to other parts of the world. You may request their new program schedule from Box 6000, Montreal, PQ H3C 3A8. CBC is also publishing a sep-

arate, more detailed fortnightly schedule of national network CBC AM & FM (known as Radio & Stereo) programs. Some are carried simultaneously, some at other times on the Northern SW Service. A year's subscription is \$6 Canadian payable to CBC. Order from CBC Radio Program Guide, c/o Bowden's Print/Mail, 296 Richmond St. West, Toronto, Ont. M5V 1X2.

Owing to political pressures to cut government spending, Radio Canada International is threatened with bearing much of a \$71-million cutback for the fiscal year beginning next April 1. The president of CBC has said that RCI will undergo a "rigorous reexamination," since its function is ancillary to the CBC's main purpose of providing Canadian programming to Canadians. It would not hurt for DX listeners who value RCI to express their support. Letters may be directed to Jack Lusher, CBC P.R. Manager, Box 8478, Ottawa, Ont. K1G 3J5.

Botswana. As administrative costs rise, more shortwave stations are reassessing the value of sending out QSL verification cards on request. The collecting of QSLs has become an end in itself, with picking up the stations merely the means. The basic purpose of broadcasting, to provide programming to be listened to for its content, tends to get shoved aside by those whose only interest in a station is to get a card in the mail.

But QSL chasers were still shocked when they read in the *World Radio-TV Handbook Newsletter* (this message from D. W. Harris, Acting Director of Broadcasting at Radio Botswana): "We do *not* QSL under any circumstances. I make no apology for this but would point out that we are far too short staffed to spend time verifying reports which are invariably worthless to us anyway." Radio Botswana does not seek an audience outside southern Africa, obviously.

Coincidentally, the Voice of America has signed an agreement to install six 250-kilowatt relay transmitters in Botswana. So QSL collectors may still have some hope of verifying Botswana.

France. Radio France International for some time ignored the lobbying of the RFI Listeners Club of North America for an evening broadcast in English. But finally, RFI president Matthew Brown received this from RFI P.R. agent M. Rick: "There will be no extension to the western hemisphere in 1979, but Spanish and English broadcasts are possible by 1980. We are collecting letters from American listeners in order to prepare a special document meant to prove to our government that there are really interested listeners who wish a special transmission of RFI for the USA." Now's the time to write M. Rick, at RFI, B.P. 9516, Paris, France.

The Beeb and the Bugs. The BBC World Service survived the notorious "think tank" proposal that it be cut to 16 hours a day—and gained a £20-million appropriation for transmitter improvement in the process. As a result, an engineering team has been scouting around the Indian Ocean for a new relay site. One possibility is the Seychelles, which would assure a good signal into East Africa, long one of BBC's main trouble spots in coverage. It may be expensive: the other SW station there, FEBA, found its license fee raised from £25 to £60,000 when the government changed hands.

Operating a radio station on an exotic island has other drawbacks. In London, the BBC opened a box from its Ascension station to find a 3-inch cockroach; and the relay then offered to send along scorpions, mosquitos, cicadas and foot-long centipedes. In another ocean, Radio Cook Islands made news when a centipede got into its transmitter, requiring them to be off the air for a few hours.

The Pacific. The NBC in Papua New Guinea, has bugs of a different kind in its transmitters. Within the past few months, Port Moresby has shown up for periods of a week or so on 4760, 4787.5 and 9780 kHz with semi- and second harmonics, instead of three nominal frequencies of 9520, 9585 and 4890. This was supposedly due to a "defective crystal switch."

Solomon Islands has been putting a good signal into North America on 5020 kHz until sign off at 1130 GMT, except

POPULAR ELECTRONICS

Sundays when Herbert W. Armstrong extends the schedule to 1200.

Radio New Zealand is a fine station that does a lot for its two 7½-kW transmitters. It doesn't finalize its schedule far enough in advance to be included in our Broadcasts in English schedules, so here is the schedule through February: Transmitter I: 1700-2005 GMT on 11960, 2015-0415 on 17770, 0425-0715 on 11945, 0730-1115 on 6105. Transmitter II: 1700-0145 on 15345, 0200-0530 on 15280, 0540-1115 on 6105 kHz.

Voyageur Busted. After six months of regular weekly broadcasts on 5850 kHz, Mike Martin voluntarily closed down his *Voice of the Voyageur* pirate station in Minneapolis, Aug. 20. He was off to college and other staff members had begun to scatter, some to the army. A week after the closing, the FCC busted him anyway, in a cordial visit, subsequently marred by threats to revoke his FCC licenses. But Martin seems to think his stint as Top Man at the *Voice of the Voyageur* was a valuable experience. The station made a brief comeback on 6220 kHz. *Voice of the Vikings* might have been a successor, but after a test broadcast on 7445 kHz, nothing further was heard.

Nicaragua. No shortwave broadcasting was heard from either side during the September war, until Somoza's Radiodifusora Nacional returned to the air on 5950 kHz at the end of that month, testing a 100-kW transmitter at half-power. Back in June, Aaron Hywarren in Manitoba heard the clandestine Radio Sandino at 0510-0524 GMT on 7449 kHz. We know of not a single other logging of this station by a DXer. It reportedly often changed frequencies.

Costa Rica. Radio Universidad was widely heard on 6097-98 kHz, then 6103, instead of 6105, with lots of classical music and some jazz. They were reportedly testing a new 10-kW transmitter, and have been authorized 100 kW.

Dominican Republic. After our November story on Radio Clarin had gone to press, we learned that Rudy Espinal was no longer working for Radio Clarin or at any other Santo Domingo station. There seemed to be no possibility that Radio Clarin would resume its international service in English, but the government station, Radio-TV Dominicana, plans to do some international broadcasting on 9505, and might buy new

transmitters to operate on the 16-through-60-meter bands.

Brazil. Fears that Brazil would close down its many tropical-band stations seem to have been groundless. Instead, many more such stations have been authorized, such as a 50-kW Radio Nacional de Manaus on 4875. A new station already on the air and heard in North America is Radio Iguatemi, in Sao Paulo state, on 3295. Try for it in the early evening hours.

Wee Hours, Wee Powers. Though it is *not* necessary to stay up all hours of the night to enjoy DX listening, it can pay off. Richard M. Utter in New York heard a Venezuelan no one else had, at 0830 GMT on 6080 kHz. A station listed inactive, Radio Zaraza, was heard with a definite ID on a very weak signal. A Minnesota DX Club all-night gathering succeeded in pulling in another rare station, also on 6080—CKFX, Vancouver, supposedly using a 10-watt transmitter beamed north!

New Mediumwave Plan. International mediumwave DX listening is an entirely different game now, following massive frequency changes in Europe, Africa, Asia and the Pacific. In general, Eurafrikan frequencies are one kHz higher than before, at 9-kHz spacings. This opens new windows and closes old ones to North American DX listeners, who must DX foreign stations who transmit on "split" frequencies between our 10-kHz-spaced stations.

For readers with very selective receivers, Australasian stations now have a much better chance of being heard farther east into North America since they have replaced 10-kHz spacing with 9 kHz. However, this comes as the low point in mediumwave DX propagation approaches with the sunspot peak. We may have to wait another few years until the next sunspot trough is reached to learn if predictions come true that Australian and New Zealand MW stations will be easily and frequently heard throughout North America, as happened in the 1930s. Gene Martin, in Denver, found regular reception from Tahiti on 738 kHz and New Zealand on 756 kHz, following the November 23, 1978 frequency changes.

Addresses. In November, I urged you to join the North American Shortwave Assoc., but omitted the address! It's Box 13, Liberty, IN 47353. If you'd like to take



FREE

NATCAM
catalog
Shipping center for small and precision tools

A fine selection of small tools, measuring instruments, hard-to-find items for shop, home and lab. Convenient one-stop shopping for technicians, engineers, craftsmen, hobbyists. Major credit cards accepted, satisfaction assured. Get your NATCAM catalog today.

National Camera, Inc.
2000 West Union Ave., Dept. GGA
Englewood CO 80110 USA

CIRCLE NO. 36 ON FREE INFORMATION CARD



the **ULTIMATE** in
CHEAP VIDEO
BOOK & KIT
ONLY \$42.95

Don Lancaster's "Cheap Video" concept allows almost unlimited options, including:

- * Scrolling: Full performance cursor.
- * Line Character formats of 16/32, 24/80, 32/64.... or almost anything.
- * Graphics - up to 256 X 256 B&W; 96 X 128 COLOR (requires low-cost option modules)
- * Works with 6502, 6800 and other micros.

SPECIAL OFFER: Buy the Kit (upper case alpha-numeric option included) & get the Book at 1/2 price.

EDA ELECTRONICS 1020 W. WILSHIRE BLVD. OKLAHOMA CITY, OK 73116

I'm Sold. PLEASE RUSH..... () SEND FREE CATALOG

() TVT 65 g Kit & Cheap Video Cookbook \$42.95 enclosed
() TVT-65 g Kit only (book required for assembly) - \$39.95

name: _____
address: _____
city: _____ state: _____ zip: _____

EDA ELECTRONICS, DEPT. 2-P, 1020 W. WILSHIRE BLVD. OKLAHOMA CITY, OK 73116

CIRCLE NO. 42 ON FREE INFORMATION CARD

The first professional quality
modem in kit form

The Pennywhistle 103



Think of it as the ultimate!

The only modem capable of
recording data to and from
an audio tape recorder.

Price: \$129.95
Add for postage: \$3.50
Interconnect cable: \$15.95


RS-232 Control Center

Includes:

- * 2 master ports
- * 3 slave ports
- * Plug in prom programmer, modem, computer, printer, terminal, etc. and selectively control data flow.



Price: \$89.95 (kit)



12" CRT Monitor

New, limited quantity.

Includes power supply
and case.

Sorry, no CRT shipments
out of U.S.

10 MHz BAND WIDTH

Price: \$149.95

SUP'R'MOD II

UHF Channel 33 TV Interface Unit.

Works with Cromemco
Dazzler, Sol 20, TRS-80
or any video device that
outputs NTSC composite
video.

Plugs directly into the Apple II.



Price: \$29.95

M & R ENTERPRISES
P.O. Box 61011, Sunnyvale, CA 94088

part in the 1979 Tropical Bands Monitoring and Contest during January, send an SASE for full details to: Jim W. Young, Box 576, Wrightwood, CA 92397.

UPDATING ENGLISH BROADCAST LISTINGS OF DECEMBER





GMT	Station	Frequencies, changes
1100-1156	R. RSA	15125, not 25790
1130-1200	R. Veritas Asia	9590, 11805, 15165
1200-1215	Vatican R.	21485
1200-1230	Israel R.	add 21565
1200-1600	HCJB	ex to 1630
1230-1255	Austrian R.	21530 ex-17725
1230-1300	R. Sweden	21690 ex-21700
1300-1330	R. Veritas Asia	9590, 11955, 15165 (ex. 1400-1500)
1300-1550	R. RSA	not 25790
1330-1430	R. Finland	15210, ex-15105 (Sun.)
1400-1800	AFRTS, Washington	15430 or 15425, 15330
1500-1709	BBC	17830, ex-17840
1515-1530	V. of Greece	17830, 15345 (both not Tues.)
1530-1615	NSB, Tokyo	9595, 6055
1600-1630	R. Korea	9720, not 9740
1700-1800	HCJB, Ecuador	17865 & 15380, ex-17745 & 15295
1705-1755	R. France Int.	add 21580, 17860, 17850, 17795, 17720, 15200
1710-1755	BRT, Belgium	17735
1745-2230	All India Radio	11620
1800-1900	R. Australia	11800
1900-1930	R. Afghanistan	11805 (frequent changes)
1900-2030	HCJB, Ecuador	17865, ex-17770
2000-2030	R. Algeria	ex 1800-1900
2000-2030	V. of Iran	9022 (ex 1930-2000)
2000-2115	BBC	17830, ex-17840
2045-2115	Malta Calling	6010 (Sat.) (frequent changes)
2130-2200	R. Sofia	7115 & 5915, ex 11850 & 11750
2130-0400	AFRTS-Washington	add 21650
2200-2300	R. Canada International	11855, 9575 (Mon-Fri)
2300-2330	R. Vilnius	17870, 15240, 15100, 9580, 7150; ex 7400 and 7360
0030-0100	R. Kiev	15240, 15100, 7215, ex-15180, 12000, 6020, 5980
0030-0200	HCJB, Ecuador	15115
0050-0135	TWR, Bonaire	ex 0035-0135
0100-0120	RAI, Italy	6010, ex-11810
0100-0300	WYFR	5985, ex to 0500
0200-0215	R. Japan	15105, ex-17755
0200-0250	R. RSA	15220, ex-5980
0200-0530	R. New Zealand	15280
0215-0230	V. of Greece	drop 9515, ex-9610
0300-0315	R. Japan	15105, ex-17755
0300-0330	R. Kiev	7320, 7260, 7215, 7175, 5970, ex-11860, 9780, 7400, 7245, 6020, 5980
0300-0500	WYFR	6155, ex-5985
0430-0455	Austrian R.	5945, ex-6015
0430-0500	R. Sofia	7115 ex-9530
0500-0515	Israel R.	add 11635
0500-0515	R. Japan	9505 ex-15105
0515-0615	Spanish Foreign R.	6065, ex-11880
0540-1115	R. New Zealand	6105
0600-0615	R. Japan	9505 ex-15105
0700-0715	R. Japan	9505 ex-15105
1100-1200	AFRTS-Washington	ex 0700-1200

FREE

THE BIG, NEW WINTER '79 HEATHKIT® CATALOG

Read about everything that's NEW and Exciting
in Electronic Kits!

Choose from nearly 400
fun-to-build, money-
saving electronic
kits.



There's
Something
for Everyone
in this Big
New Catalog!

- Computerized Weather Station
- Rack-Mount Stereo Components
- Digital Readout Electronic Scale
- Hand-Held Aircraft Navigation Computer
- Deluxe Dual-Trace, Delayed Sweep Oscilloscope
- 2-Meter Hand-Held Amateur Radio Transceiver
- Computer Systems with Floppy Disk Storage
- Electronic Air Cleaners
- Amateur Radio Linear Amplifiers
- Electronics and Automotive Learning Programs

**Get Full Information
In This Big New Catalog.
Send For Your Copy Today!**

If coupon is missing, write Heath Company,
Dept. 010-500, Benton Harbor, Michigan 49022.

FEBRUARY 1979

CIRCLE NO. 5 ON FREE INFORMATION CARD

HEAT 4

Schlumberger

Heath Company, Dept. 010-500
Benton Harbor, Michigan 49022

Please send me my FREE Heathkit Catalog. I am not now receiving
your catalogs.

Name _____

Address _____

City _____ State _____

CL-677 Zip _____



Computer Bits

APL/S—A BETTER LANGUAGE?

THE EASIEST way to provoke a debate among a group of computer users is to claim that one high-level language is better than another. BASIC aficionados claim that their language is "human," making it easier to program and read when it comes on-screen. FORTRAN users claim all sorts of wondrous things for this language; while PILOT, FOCAL, *et al.* users provide vociferous defense for their selection. Almost all computer users admit, however, that the language they would like to use is that tremendously powerful one—APL.

While APL may be a "first-choice" language, its popularity is restricted because a special character generator is needed to reproduce the special APL symbols required. Moreover, most people are awed at the amount of memory usually thought to be required to support APL. This need not be the case with the APL/S language soon to be introduced by Video Brain (2950 Patrick Henry Dr., Santa Clara, CA 95050; tel.: 408-988-3020). (The S in APL/S stands for "structured" or "simple.")

The new Video Brain language is a small APL. It combines the array manipulation capabilities of APL with structured control words of PASCAL. It is contained in a plug-in cartridge that has 13K of ROM. When plugged into the Video Brain computer, APL/S comes up in conventional alphanumeric characters. Price for the cartridge is to be about \$150, which will include a user and reference manual.

APL/S features such commands as LIST, ERASE, SAVE, LOAD, BACK, NEXT, PREVIOUS, and SPECIAL. It also has a large selection of statements including BARH to control bargraph height and BARC to determine bargraph colors (16), in addition to argument and reduction functions. Other features include values of variables in either scalar or array; all values stored in 4-byte floating point (the largest number is 10^{75}); seven-digit precision; and E notation in both input and output.

By Leslie Solomon, Technical Director

The same features that make APL/S a problem-solving language—it is structured, readable, and problem oriented—allow one to learn programming concepts without the bother of syntactical burdens and the unnecessary constraints of some typical computer languages. There are no line numbers in APL/S. By carefully documenting a program on paper, you essentially write it at the same time. This is similar to the approach used in PILOT. As an example, a "Lunar Lander" program that used more than 90 lines in BASIC (and lots of REMs) was easily duplicated in 28 lines of APL/S that was self-documenting and required no REMs.

Chess and Bridge. Personal Software (P.O. Box 136, Cambridge, MA 02138; tel.: 617-783-0694) has some news for chess and bridge players. If you have a Radio Shack Model TRS-80 computer with Level I or Level II BASIC, Microchess 1.5 (\$19.95) is for you. It offers three levels of play, every move is checked for legality, and the program handles castling and en-passant captures. Moreover, depressing "N" on the keyboard causes each square to be numbered so that play is truly simplified. If you have an 8K PET or a 16K Apple computer, there is Microchess 2.0 (\$19.95) which offers eight levels of play to examine up to six moves ahead, and includes an on-screen clock. If bridge is your game, Bridge Challenger (\$14.95) is available for the 8K PET, 16K Level-II TRS-80, and 16K Apple. This program allows you and the dummy to play four-person contract bridge using the computer as the other hands.

Z80 for S-100 Bus. Connecting a Z80 to an S-100 bus is easy with the "Single Card Computer" from Cromemco, Inc. (280 Bernardo Ave., Mountain View, CA 94043; tel.: 415-964-7400). Available in kit (\$395) and assembled and tested (\$450) forms, it features 4-MHz operation, 8K of PROM, and 1K of

RAM. The board also contains an RS-232 or 20-mA loop; serial interface with baud rates up to 76,800; vectored interrupts; 24 bits of bidirectional parallel I/O; and five programmable timers. Cromemco also has software to be used with the new board.

Build a Terminal. You can build a professional-style terminal with the ESAT 200B Communicating Terminal (\$239) as the basic element. The kit is available from Electrolabs (P.O. Box 6721, Stanford, CA 94305; tel.: 415-321-5601).

The terminal produces 80 characters on each of 34 lines on-screen. It contains a single 14" × 18" (35.6 × 20.3 cm) board that generates upper- and lower-case ASCII characters. On-board is an empty socket for an optional EPROM that allows the terminal to have two fonts of up to 120 characters per font. User-alterable fonts are programmed into 256 groups of 7 × 8 cells that are displayed contiguously. This permits the use of extended characters in two or more adjacent cells. Anything can be programmed into the cells, including Farsi and APL characters, graphic symbols, etc. Keyboard input is seven or eight bits with negative strobe. Video output is selectable composite or separate sync. Baud rates are from 110 to 19,200 at RS-232C, 20-mA or TTL levels.

Ten Megabytes. Alpha Micro (17881 Sky Park No., Irvine, CA 92714; tel.: 714-957-1404) has announced the Model AM-500, an S-100 bus-compatible, 10-megabyte disk system for \$7995. The system consists of a single-board controller, interconnecting cable, and a 10-megabyte Control Data "Hawk" disk drive.

A 5-megabyte fixed disk and a 5-megabyte removable cartridge are used in the system to provide the 10-megabyte capability. The controller board is interrupt driven, requires a simple interface to the CPU system, and does complete 512-byte transfers. Although it was designed for the AMOS operating system, the Model AM-500 will work on the S-100 bus. This DOS permits multiple users, multiple tasking, time sharing, and memory management. Up to four drives can be daisy-chained to one controller.

The General. A new computer from Xitan Inc. (1101-H State Rd., Princeton, NJ 08540; tel.: 609-921-0321), called

the "General," features a Z80A microprocessor. It also features memory-mapped interrupt-driven DMA-controlled architecture to fully support multitasking software; 630K of mass storage on two 5" (13.3-cm) disk drives; 32K of RAM; and space display is 80 characters wide on 24 lines, with blink, invert, half-intensity, zero-intensity, and underline functions. It provides three software definable character sets and interfaces.

VIP News. RCA "VIP" owners can now play in color, using the Model VP-500 color board (\$69), or make exciting music with the Model VP-550 Super Sound board (\$49). The color board provides up to eight colors. The music board comes with a PIN (play it now) program that permits transcribing sheet music or creation of new sounds. The board has a range of four octaves and can play two-part harmony.

Other VIP items are also available: Model VP-595 simple sound board (\$24) includes speaker and amplifier; Model VP-570 memory-expansion board (\$85) contains 4K of RAM; Model VP-580 expansion board (\$15) plugs into color board or Model VP-585 keyboard interface board (\$10) to allow two people to use the VIP in games; Model VP-560 EPROM board (\$34) allows use of two Intel 2716s; Model VP-565 EPROM programming board (\$99) allows programming Intel 2716s for Model VP-560; Model VP-700 Tiny BASIC ROM board (\$39) requires an external ASCII keyboard; Model VP-900 ASCII keyboard (\$50) has upper- and lower-case and control characters. There is also a VIP newsletter now available, called *Viper*, from Box 43, Audubon, PA 19407, at \$15 for 10 issues.

Smart Cassette-I/O Controller. Xecon Micro (P.O. Box 267, Hawthorne, CA 90250; Tel 213-676-8346) has announced its MS-CIO audio cassette and serial I/O controller with a built-in relocatable operating system for \$205 assembled and tested. This device, for the S-100 bus, supports two cassette tape units, and has an RS-232 or 20-mA serial port. The cassette operates at 1200, 2400, or 4800 bits/second using a modified KC format. Integral motor control drivers are provided. The cassette operating system handles motor control, file formatting, labelling, searching and generation of inter-record gaps. There is no need for control program boot-strapping. To perform a tape search, load or dump, the user calls the desired routine. ◇

HOBBYISTS! ENGINEERS! TECHNICIANS! STUDENTS!

Write and run machine language programs at home, display video graphics on your TV set and design microprocessor circuits—the very first night—even if you've never used a computer before!

ELF II featuring RCA COSMAC microprocessor / mini-COMPUTER \$99.95

ELF II by NETRONICS
As featured in POPULAR ELECTRONICS

Shown with optional 4k Memory Boards, GIANT BOARD™ & Kluge Board.

Stop reading about computers and get your hands on one! With ELF II and our new *Short Course* by Tom Pittman, you can master computers in no time at all! ELF II demonstrates all 91 commands an RCA 1802 can execute and the *Short Course* quickly teaches you how to use each of the 1802's capabilities. ELF II's video output lets you display an alphanumeric readout or graphics on any TV screen or video monitor plus enjoy the latest video games, including an exciting new target/misile gun game that was specifically developed for ELF II.

But that's not all. Once you've mastered computer fundamentals, ELF II can give you POWER with add-ons that are among the most advanced found anywhere. No wonder IFF chapters plus hundreds of universities and major corporations have chosen the ELF II to introduce their students and personnel to microprocessor computing!

Learn The Skill That May Soon Be Far More Important Than Your College Degree!

The ability to use a computer may soon be more important to your earning power than a college degree. Without a knowledge of computers, you are always at the mercy of others when it comes to solving highly complex business, engineering, industrial and scientific problems. People who understand computers can command MONEY and to get in on the action, you must learn computers. Otherwise you'll be left behind.

ELF II Is The F-A-S-T Way To Learn Computer Fundamentals!

Regardless of how minimal your computer background is now, you can learn to program a computer in almost no time at all. That's because Netronics has developed a special *Short Course on Microprocessor And Computer Programming* in non-technical language that leads you through every one of the RCA COSMAC 1802's capabilities so you'll understand everything ELF II can do...and how to get ELF II to do it! All 91 commands that an 1802 can execute are explained to you, step-by-step. The text, written for Netronics by Tom Pittman, is a tremendous advance over every other programming book in print.

Keved specifically to the ELF II, it's loaded with "hands on" illustrations. When you're finished, ELF II and the 1802 will no longer hold any mysteries to you.

In fact, not only will you be able to use a personal computer creatively, you'll also be able to read magazines such as *BYTE*, *INTERFAC*, *AGE*, *POPULAR ELECTRONICS* and *PERSONAL COMPUTING* and understand the articles.

If you work with large computers, ELF II and our *short Course* will help you to understand what makes them tick.

A Dynamite Package For Just \$99.95!

With ELF II, you learn to use machine language—the fundamental language of all computers. Higher level languages such

as FORTRAN and BASIC must be translated into machine language before a computer can understand them. With ELF II you build a solid foundation in computers so you'll really know what you're doing, no matter how complicated things get.

Video output also makes ELF II unique among computers selling for such a low price. Attached to your TV set, ELF II becomes a fabulous home entertainment center. It's capable of providing endless hours of fun for both adults and children of all ages! ELF II can create graphics, alphanumeric displays and fantastic video games.

No additional hardware is required to connect ELF II to your TV's video input. If you prefer to connect ELF II to your antenna terminals instead, simply use a low cost RF modulator (to order only, see coupon below).

ELF II's 5-card expansion bus (connectors not included) allows you to expand ELF II as your needs for power grows. If you're an engineer or hobbyist, you can also use ELF II as a counter, alarm, lock, thermostat, timer or telephone dialer, or for countless other applications.

ELF II Explodes Into A Giant!

Thanks to ongoing work by RCA and Netronics, ELF II today is among the most advanced anywhere. Plug in the **GIANT BOARD™** and you can record and play back programs, edit and debug programs, communicate with remote devices, and make things happen in the outside world. Add **Kluge Board** to get ELF II to solve special problems such as operating a more complex alarm system or controlling a printing press. Add **4k RAM board** and you can write longer programs, store more information and solve more sophisticated problems.

Expanded, ELF II is perfect for engineering, business, industrial, scientific and personal finance applications. No other small computer anywhere near ELF II's low price is backed by such an extensive research and development program.

The **ELF-BUG™ Monitor** is an extremely recent breakthrough that lets you debug programs with lightning speed because the key to debugging is to know what's inside the registers of the microprocessor and, instead of single stepping through your program, the ELF-BUG™ Monitor, utilizing break points, lets you display the entire contents of the registers on your TV screen at any point in your program. You find out immediately what's going on and can make any necessary changes. Programming is further simplified by displaying 24 bytes of RAM with full address, blinking cursor and auto scrolling. A must for serious programmers!

Netronics will soon be introducing the **ELF II Color Graphics & Music System**—more breakthroughs that ELF II owners will be the first to enjoy!

Now BASIC Makes Programming ELF II Even Easier!

Like all computers, ELF II understands only "machine language"—the language computers use to talk to each other. But, to make life easier for you, we've developed an **ELF II Tiny BASIC**. It talks to ELF II in machine language for you so that you can program ELF II with simple words that can be typed out on a keyboard such as PRINT, RUN and LOAD.

"Ask Now What Your Computer Can Do... But What Can It Do For YOU!"

Don't be trapped into buying a dinosaur simply because you can afford it and it's big. ELF II is more useful and more fun than "big name" computers that cost a lot more money.

With ELF II, you learn to write and run your own programs. You're never reduced to being a mere keypunch operator, working blindly with someone else's predeveloped software.

No matter what your specialty is, owning a computer which you really know how to use is sure to make you a leader. ELF II is the fastest way there is to get into computers. Order from the coupon below!

NOW AVAILABLE FOR ELF II—

- Tom Pittman's *Short Course On Microprocessor & Computer Programming* teaches you just about everything there is to know about ELF II or any RCA 1802 computer. Written in non-technical language, it's a learning breakthrough for engineers and laymen alike. **\$5.00** postpaid!
- Deluxe metal cabinet with plexiglas dust cover for ELF II. **\$29.95** plus \$2.50 p&h.
- ELF II connects to the video input of your TV set. If you prefer to use your antenna terminals, order **RF Modulator**, **\$8.95** postpaid.
- GIANT BOARD™** kit with cassette I/O, RS 232-C/TTY I/O, 8-bit P.I.O., decoders for 14 separate I/O instructions, and a system monitor/editor. **\$39.95** plus \$2 p&h.
- Kluge (Prototype) Board** accepts up to 36 IC's. **\$17.00** plus \$1 p&h.
- 4k Static RAM** kit. Addressable to any 4k page to 64k. **\$89.95** plus \$3 p&h.
- Gold plated **86-pin connectors** (one required for each plug-in board). **\$5.70** postpaid.
- Professional **ASCII Keyboard** kit with 128 ASCII upper/lower case set, 96 printable characters, onboard regulator, parity, logic selection and choice of 4 handshaking signals to mate with almost any computer. **\$64.95** plus \$2 p&h.

SEND TODAY!

- Deluxe metal cabinet for ASCII Keyboard. **\$19.95** plus \$2.50 p&h.
 - ELF II **Tiny BASIC** on cassette tape. Commands include SAVE, LOAD, =, <, >, (), 26 variables, A-Z, I-F, T-F, THEN, INPUT, PRINT, GO TO, GO SUB, RETURN, END, REM, CLEAR, LIST, RUN, PLOT, PEEK, POKE. Comes fully documented and includes alphanumeric generator required to display alphanumeric characters directly on your TV screen without additional hardware. Also plays tick-tack-toe plus a drawing game that uses ELF II's hex keyboard as a joystick. 4k memory required. **\$14.95** postpaid.
 - Tom Pittman's *Short Course on Tiny BASIC* for ELF II. **\$5** postpaid.
 - Expansion Power Supply** (required when adding 4k RAM). **\$34.95** plus \$2 p&h.
 - ELF-BUG™ Deluxe System Monitor** on cassette tape. Allows displaying the contents of all registers on your TV at any point in your program. Also displays 24 bytes of memory with full addresses, blinking cursor and auto scrolling. A must for the serious programmer! **\$14.95** postpaid.
- Coming Soon: A-D, D-A Converter, Light Pen, Controller Board, Color Graphics & Music System...and more!

Call or write for wired prices!

Netronics R&D Ltd., Dept. PE-2
333 Litchfield Road, Phone
New Milford, CT 06776 (203) 354-9375

Yes! I want to run programs at home and have enclosed \$99.95 plus \$3 postage & handling for **RCA COSMAC ELF II kit**, \$4.95 for power supply (required), \$5 for RCA 1802 User's Manual, \$5 for *Short Course on Microprocessor & Computer Programming*.

I want mine wired and tested with power supply, RCA 1802 User's Manual and *Short Course* included for just **\$149.95 plus \$3 p&h!**

I am also enclosing payment (including postage & handling) for the items checked at the left.

Total Enclosed (Conn. res. add tax) \$ Check here if you are enclosing Money Order or Cashier's Check to expedite shipment.

USE YOUR VISA Master Charge (Interbank # _____)

Account # _____ Signature _____ Exp. Date _____

PHONE ORDERS ACCEPTED (203) 354-9375

Print Name _____

Address _____

City _____

State _____ Zip _____

DEALER INQUIRIES INVITED

CIRCLE NO. 37 ON FREE INFORMATION CARD



Software Sources

COBOL for 8080/Z80/8085. The world's most widely used computer program-

ming language is now available for 8080-compatible microprocessors. COBOL-80 is based on the 1974 ANSI standard, and contains all Level-1 features and some Level-2 options for file handling and the "Nucleus." Level-1 Table Handling, Library and Interprogram Communication facilities are provided. A data format called COMP-3 allows numeric data to be packed two digits to the byte, reducing mass-storage requirements. Also included are a batch-style Debug, and Microsoft's Linking Loader. The system consists of two packages: a compiler, generating machine-independent pseudo-code (which has also been implemented on some mini-

computers) plus a runtime module which interprets the pseudocode in 8080 machine code. The compiler plus interpreter occupy about 25K bytes; operating system and table space add about 7K and 12K bytes respectively, for a total of about 44K. Price on CP/M or ISIS-II disks is \$750 per copy; documentation (supplied with the system), is \$20 separately. Microsoft, 300 San Mateo N.E., Suite 819, Albuquerque, NM 87108.

Pet Educational Programs The Peninsula School Computer Project now offers three educational program tapes for 8K Pets, each supplied with listings and other information. Tape 1 includes PILOT, an easy-to-learn programming language oriented toward computer-assisted instruction, plus five sample game programs in PILOT; \$20. Tape 2 (\$15) includes a BASIC line-renumbering program, a Kaleidoscope graphics program, a lemonade-stand business simulation game and WSNF, a control language for a graphically simulated "robot." Tape 3 (\$10) includes QUEST, a maze game similar to , but more difficult than Wumpus, and a graphics picture-drawing program whose output may be saved on tape or included as subroutines in other programs. Peninsula School Computer Project, Peninsula School, Peninsula Way, Menlo Park, CA 94025.

North Star DOS +, for MECA, too. DOS+ is a 1K add-on for North Star DOS which will also execute all Meca tape commands. It provides a simple protocol for transfer of ASCII data between programs (useful, for example, in translating programs from one BASIC interpreter to another) and between I/O devices. It allows BASIC programs to list the directory and create or delete disk files, and also works with assembler-language programs. Other features include facilities for programmed creation of operation-lists in memory with single or repeated execution, and command transfer to other programs, as well as decimal and hex I/O. Starting addresses can be at 1C00, 5C00, 6C00 or 7C00. Manual and diskette (source-code not included), \$35. Interactive Microware, Inc., 116 S. Pugh St., State College, PA 16801.

8080 Disassembler. Available in Byte (K.C.) and Polyphase (Polymorphic) cassettes with documentation, this program provides full object and source code display of 8080 programs, detects out-of-range addresses, and incorporates up to 999 pseudo labels. Written for Polymorphic 88 systems, it can easily be modified to run on most 8080 systems in 8K through 24K. Nominal configuration uses less than 4K of RAM. Two versions are available: object code is \$20, source code (including listings) is \$40. Specify Byte or Polyphase cassette. Micromatics, Box 5710, Columbus, OH, 43221.

THE MICROCOMPUTER MART COMPUTER RETAIL STORES

Advertisement

CALIFORNIA

**Rainbow Computing
Complete Apple II Line**
10723 White Oak Avenue
Granado Hills, CA 91344
(213) 360-2171

COLORADO

Amptec, Inc.
Send For Our Catalog—10% Off
5975 North Broadway
Denver, CO 80216
(303) 571-8033

**Byte Shop
Complete Apple II Line**
3464 South Acoma Street
Englewood, CO 80110
(303) 761-6232

MARYLAND

Computers Unlimited, Inc.
Tomorrow's Technology Today
907 York Road
Towson, MD 21204
(301) 321-1553

MICHIGAN

**The Computer Mart
We Will Not Be Undersold**
1800 West 14 Mile Road
Royal Oak, MI 48073
(313) 634-0076

**United Microsystems Corporation
The Professional Computer Store**
2601 South State Street
Ann Arbor, MI 48104
(313) 688-6806

NEW JERSEY

**Computer Mart of New Jersey
The Microcomputer People (tm)**
501 Route 27
Iselin, NJ 08830
(201) 283-0600

NEW YORK

**Byte Shop of Long Island
The Affordable Computer Store**
2721 Hempstead Turnpike
2 Blocks East Of Wantagh Parkway
Levittown, New York 11756
(516) 731-8116

**Byte Shop of New York
The Affordable Computer Store**
130 East 40th Street
New York, NY 10016
(212) 889-4204

**Computer Mart of New York
First In The East**
118 Madison Avenue
(30th Street Entrance)
New York, NY 10016
(212) 686-7923

OHIO

**Ohio Microcomputer Specialists
Imjai Personal and Business Systems**
1265 Grandview Avenue
Columbus, OH 43212
(614) 488-1849

OKLAHOMA

**Microlithics, Inc.
Medical Systems-Differential Diagnosis**
2918 MacArthur Boulevard
Oklahoma City, OK 73127
(405) 947-5646

PENNSYLVANIA

**Personal Computer Corporation
OEM Specialists**
Frazer Mall
Lancaster Avenue and Route 352
Frazer, PA 19355
(215) 647-8463

SOUTH CAROLINA

**Byte Shop #32
The Affordable Computer Store**
1920 Blossom Street
Columbia, SC 29205
(803) 771-7824

CANADA

**TJB Microsystems, LTD
Your Commodore Pet Headquarters**
10991-124th Street
Edmonton, Alberta, Canada
T5M 0H9
(403) 455-5298

Dealers: For information about how to have your store listed in THE MICROCOMPUTER MART, please contact: POPULAR ELECTRONICS, One Park Ave., New York, N.Y. 10016 • (212) 725-3568.

DIODES/ZENERS				SOCKETS/BRIDGES				TRANSISTORS, LEDES, etc.					
1N914	100v	10mA	.05	8-pin	pcb	.20	ww	.35	2N2222	NPN (2N2222 Plastic .10)	.15		
1N4005	600v	1A	.08	14-pin	pcb	.20	ww	.40	2N2907	PNP	.15		
1N4007	1000v	1A	.15	16-pin	pcb	.20	ww	.40	2N3906	PNP (Plastic - Unmarked)	.10		
1N4148	75v	10mA	.05	18-pin	pcb	.25	ww	.75	2N3904	NPN (Plastic - Unmarked)	.10		
1N4733	5.1v	1 W Zener	.25	22-pin	pcb	.35	ww	.95	2N3054	NPN	.35		
1N753A	6.2v	500 mW Zener	.25	24-pin	pcb	.35	ww	.95	2N3055	NPN 15A 60v	.50		
1N758A	10v	"	.25	28-pin	pcb	.45	ww	1.25	T1P125	PNP Darlington	.95		
1N759A	12v	"	.25	40-pin	pcb	.50	ww	1.25	LED Green, Red, Clear, Yellow		.15		
1N5243	13v	"	.25	Molex pins	.01	To-3 Sockets	.25		D.L.747	7 seg 5/8" High com-anode	1.95		
1N5244B	14v	"	.25	2 Amp Bridge		100-prv	.95		MAN72	7 seg com-anode (Red)	1.25		
1N5245B	15v	"	.25	25 Amp Bridge		200-prv	1.95		MAN3610	7 seg com-anode (Orange)	1.25		
									MAN82A	7 seg com-anode (Yellow)	1.25		
									MAN74A	7 seg com-cathode (Red)	1.50		
									FND359	7 seg com-cathode (Red)	1.25		

C MOS		- T T L -									
4000	.15	7400	.10	7473	.25	74176	.85	74H72	.35	74S133	.40
4001	.15	7401	.15	7474	.30	74180	.55	74H101	.75	74S140	.55
4002	.20	7402	.15	7475	.35	74181	2.25	74H103	.55	74S151	.30
4004	3.95	7403	.15	7476	.40	74182	.75	74H106	.95	74S153	.35
4006	.95	7404	.10	7480	.55	74190	1.25			74S157	.75
4007	.20	7405	.25	7481	.75	74191	.95	74L00	.25	74S158	.30
4008	.75	7406	.25	7483	.75	74192	.75	74L02	.20	74S194	1.05
4009	.35	7407	.55	7485	.55	74193	.85	74L03	.25	74S257 (8123)	1.05
4010	.35	7408	.15	7486	.25	74194	.95	74L04	.30		
4011	.20	7409	.15	7489	1.05	74195	.95	74L10	.20	74LS00	.20
4012	.20	7410	.15	7490	.45	74196	.95	74L20	.35	74LS01	.20
4013	.40	7411	.25	7491	.70	74197	.95	74L30	.45	74LS02	.20
4014	.75	7412	.25	7492	.45	74198	1.45	74L47	1.95	74LS04	.20
4015	.75	7413	.25	7493	.35	74221	1.00	74L51	.45	74LS05	.25
4016	.35	7414	.75	7494	.75	74367	.75	74L55	.65	74LS08	.25
4017	.75	7416	.25	7495	.60			74L72	.45	74LS09	.25
4018	.75	7417	.40	7496	.80	75108A	.35	74L73	.40	74LS10	.25
4019	.35	7420	.15	74100	1.15	75491	.50	74L74	.45	74LS11	.25
4020	.85	7426	.25	74107	.25	75492	.50	74L75	.55	74LS20	.20
4021	.75	7427	.25	74121	.35			74L93	.55	74LS21	.25
4022	.75	7430	.15	74122	.55			74L123	.85	74LS22	.25
4023	.20	7432	.20	74123	.35	74H00	.15			74LS32	.25
4024	.75	7437	.20	74125	.45	74H01	.20	74S00	.35	74LS37	.25
4025	.20	7438	.20	74126	.35	74H04	.20	74S02	.35	74LS38	.35
4026	1.95	7440	.20	74132	.75	74H05	.20	74S03	.25	74LS40	.30
4027	.35	7441	1.15	74141	.90	74H08	.35	74S04	.25	74LS42	.65
4028	.75	7442	.45	74150	.85	74H10	.35	74S05	.35	74LS51	.35
4030	.35	7443	.45	74151	.65	74H11	.25	74S08	.35	74LS74	.35
4033	1.50	7444	.45	74153	.75	74H15	.45	74S10	.35	74LS86	.35
4034	2.45	7445	.65	74154	.95	74H20	.25	74S11	.35	74LS90	.55
4035	.75	7446	.70	74156	.70	74H21	.25	74S20	.25	74LS93	.55
4040	.75	7447	.70	74157	.65	74H22	.40	74S40	.20	74LS107	.40
4041	.69	7448	.50	74161	.55	74H30	.20	74S50	.20	74LS123	1.00
4042	.65	7450	.25	74163	.85	74H40	.25	74S51	.25	74LS151	.75
4043	.50	7451	.25	74164	.60	74H50	.25	74S64	.15	74LS153	.75
4044	.65	7453	.20	74165	1.10	74H51	.25	74S74	.35	74LS157	.75
4046	1.25	7454	.25	74166	1.25	74H52	.15	74S112	.60	74LS164	1.00
4049	.45	7460	.40	74175	.80	74H53J	.25	74S114	.65	74LS193	.95
4050	.45	7470	.45			74H55	.20			74LS367	.75
4066	.55	7472	.40							74LS368	.65

9000 SERIES		MICRO'S, RAMS, CPU'S, E-PROMS				LINEARS, REGULATORS, etc.					
9301	.85	95H03	1.10	MCT2	.95	LM320T5	1.65	LM340K15	1.25	LM723	.40
9309	.35	9601	.20	8038	3.95	LM320T12	1.65	LM340K18	1.25	LM725N	2.50
9322	.65	9602	.45	LM201	.75	LM320T15	1.65	LM340K24	1.25	LM739	1.50
				LM301	.45	LM324N	1.25	78L05	.75	LM741 (8-14)	.25
				LM308 (Mini)	.95	LM339	.75	78L12	.75	LM747	1.10
				LM309H	.65	7805 (340T5)	.95	78L15	.75	LM1307	1.25
				LM309K (340K-5)	.85	LM340T12	.95	78M05	.75	LM1458	.65
				LM310	.85	LM340T15	.95	LM373	2.95	LM3900	.50
				LM311D (Mini)	.75	LM340T18	.95	LM380 (8-14 PIN)	.95	LM75451	.65
				LM318 (Mini)	1.75	LM340T24	.95	LM709 (8, 14 PIN)	.25	NE555	.35
				LM320K5 (9051)	1.65	LM340K12	1.25	LM711	.45	NE556	.85
				LM320K12	1.65					NE565	.95
										NE566	1.25
										NE567	.95


INTEGRATED CIRCUITS UNLIMITED

CIRCLE NO. 27 ON FREE INFORMATION CARD

7889 Clairemont Mesa Boulevard, San Diego, California 92111
(714) 278-4394 (Calif. Res.)

All orders shipped prepaid	No minimum	Total Order
Open accounts invited	COD orders accepted	Deduct
Discounts available at OEM Quantities	California Residents add 6% Sales Tax	\$35 - \$99 10%
All IC's Prime/Guaranteed. All orders shipped same day received.		\$100 - \$300 15%
		\$301 - \$1000 20%

24 Hour Toll Free Phone 1-800-854-2211 American Express / BankAmericard / Visa / MasterCard



Same day shipment. First line parts only. Factory tested. Guaranteed money back. Quality IC's and other components at factory prices.

INTEGRATED CIRCUITS

7400TL	17	LM3401-24	1.10	CD4511	94	8212	2.90
7400N	17	LM3401-24	1.10	CD4515	7.52	R214	8.00
7404N	19	LM370	4.50	CD4516	0.07	R716	3.50
7409N	23	LM317	1.30	CD4518	0.07	R224	0.50
7410N	17	LM379	1.90	CD4520	0.02	B228	5.35
7414N	63	LM380N	1.00	CD4522	1.74	R251	8.50
7420N	17	LM381	1.90	CD4523	2.74	R255	9.20
7422N	139	LM382	1.00	CD4568	2.75	R251	8.50
7430N	20	LM703H	4.00	LD4583	4.50	R259	19.50
7442N	30	LM709H	28	CD4584	1.10	CDP1802CD	16.95
74450N	86	LM727N-1	4.00	CD40192	3.00	CDP1802D	25.90
7447N	80	LM753N	6.75	74C00	1.15	CDP1861	12.95
7448N	59	LM741CH	3.75	74C00	33	8820	9.95
7449N	86	LM741N	2.50	74C00	28	6850	2.80
7471N	29	LM1474N	6.75	74C14	2.10	6802	15.50
7472N	49	LM748N	7.40	74C20	2.8		
7485N	86	LM750N	8.25	74C200	1.10		
7489N	2.00	LM1304	1.10	74C48	95		
7490N	43	LM3505	1.27	74C74	7.6		
7492N	43	LM3507	2.00	74C76	1.40		
7493N	43	LM310	1.75	74C90	1.15		
7495N	69	LM1458	5.75	74C95	4.0		
74100N	30	LM1800	2.75	74C94	1.44		
74101N	35	LM1812	2.50	74C100	1.35		
74120N	69	LM3390N	1.50	74C105	3.05		
74125N	39	LM3900	1.75	74C121	2.00		
74150N	69	LM3900N	1.50	74C200	3.00		
74151N	69	LM3900N	1.50	74C200	3.00		
74157N	69	NE540	2.89	74C203	1.95		
74161N	87	NE550N	5.50	74C205	2.50		
74162N	87	NE550N	5.50	74C205	2.50		
74163N	87	NE556A	1.75	74C207	6.85		
74171N	96	NE564A	1.00	80P1	1.95		
74172N	96	NE564B	1.00	80P1	1.95		
74180N	1.15	NE567	1.20	80P1	1.95		
74181N	96	NE570B	5.00	80P1	1.95		
74182N	96	NE570B	5.00	80P1	1.95		
74221N	1.65	78L05	5.00	80P1	1.95		
74193N	66	78L05	5.00	80P1	1.95		
74194N	66	78L05	5.00	80P1	1.95		
74195N	66	78L05	5.00	80P1	1.95		
74196N	66	78L05	5.00	80P1	1.95		
74197N	66	78L05	5.00	80P1	1.95		
74198N	66	78L05	5.00	80P1	1.95		
74199N	66	78L05	5.00	80P1	1.95		
74200N	66	78L05	5.00	80P1	1.95		
74201N	66	78L05	5.00	80P1	1.95		
74202N	66	78L05	5.00	80P1	1.95		
74203N	66	78L05	5.00	80P1	1.95		
74204N	66	78L05	5.00	80P1	1.95		
74205N	66	78L05	5.00	80P1	1.95		
74206N	66	78L05	5.00	80P1	1.95		
74207N	66	78L05	5.00	80P1	1.95		
74208N	66	78L05	5.00	80P1	1.95		
74209N	66	78L05	5.00	80P1	1.95		
74210N	66	78L05	5.00	80P1	1.95		
74211N	66	78L05	5.00	80P1	1.95		
74212N	66	78L05	5.00	80P1	1.95		
74213N	66	78L05	5.00	80P1	1.95		
74214N	66	78L05	5.00	80P1	1.95		
74215N	66	78L05	5.00	80P1	1.95		
74216N	66	78L05	5.00	80P1	1.95		
74217N	66	78L05	5.00	80P1	1.95		
74218N	66	78L05	5.00	80P1	1.95		
74219N	66	78L05	5.00	80P1	1.95		
74220N	66	78L05	5.00	80P1	1.95		
74221N	66	78L05	5.00	80P1	1.95		
74222N	66	78L05	5.00	80P1	1.95		
74223N	66	78L05	5.00	80P1	1.95		
74224N	66	78L05	5.00	80P1	1.95		
74225N	66	78L05	5.00	80P1	1.95		
74226N	66	78L05	5.00	80P1	1.95		
74227N	66	78L05	5.00	80P1	1.95		
74228N	66	78L05	5.00	80P1	1.95		
74229N	66	78L05	5.00	80P1	1.95		
74230N	66	78L05	5.00	80P1	1.95		
74231N	66	78L05	5.00	80P1	1.95		
74232N	66	78L05	5.00	80P1	1.95		
74233N	66	78L05	5.00	80P1	1.95		
74234N	66	78L05	5.00	80P1	1.95		
74235N	66	78L05	5.00	80P1	1.95		
74236N	66	78L05	5.00	80P1	1.95		
74237N	66	78L05	5.00	80P1	1.95		
74238N	66	78L05	5.00	80P1	1.95		
74239N	66	78L05	5.00	80P1	1.95		
74240N	66	78L05	5.00	80P1	1.95		
74241N	66	78L05	5.00	80P1	1.95		
74242N	66	78L05	5.00	80P1	1.95		
74243N	66	78L05	5.00	80P1	1.95		
74244N	66	78L05	5.00	80P1	1.95		
74245N	66	78L05	5.00	80P1	1.95		
74246N	66	78L05	5.00	80P1	1.95		
74247N	66	78L05	5.00	80P1	1.95		
74248N	66	78L05	5.00	80P1	1.95		
74249N	66	78L05	5.00	80P1	1.95		
74250N	66	78L05	5.00	80P1	1.95		
74251N	66	78L05	5.00	80P1	1.95		
74252N	66	78L05	5.00	80P1	1.95		
74253N	66	78L05	5.00	80P1	1.95		
74254N	66	78L05	5.00	80P1	1.95		
74255N	66	78L05	5.00	80P1	1.95		
74256N	66	78L05	5.00	80P1	1.95		
74257N	66	78L05	5.00	80P1	1.95		
74258N	66	78L05	5.00	80P1	1.95		
74259N	66	78L05	5.00	80P1	1.95		
74260N	66	78L05	5.00	80P1	1.95		
74261N	66	78L05	5.00	80P1	1.95		
74262N	66	78L05	5.00	80P1	1.95		
74263N	66	78L05	5.00	80P1	1.95		
74264N	66	78L05	5.00	80P1	1.95		
74265N	66	78L05	5.00	80P1	1.95		
74266N	66	78L05	5.00	80P1	1.95		
74267N	66	78L05	5.00	80P1	1.95		
74268N	66	78L05	5.00	80P1	1.95		
74269N	66	78L05	5.00	80P1	1.95		
74270N	66	78L05	5.00	80P1	1.95		
74271N	66	78L05	5.00	80P1	1.95		
74272N	66	78L05	5.00	80P1	1.95		
74273N	66	78L05	5.00	80P1	1.95		
74274N	66	78L05	5.00	80P1	1.95		
74275N	66	78L05	5.00	80P1	1.95		
74276N	66	78L05	5.00	80P1	1.95		
74277N	66	78L05	5.00	80P1	1.95		
74278N	66	78L05	5.00	80P1	1.95		
74279N	66	78L05	5.00	80P1	1.95		
74280N	66	78L05	5.00	80P1	1.95		
74281N	66	78L05	5.00	80P1	1.95		
74282N	66	78L05	5.00	80P1	1.95		
74283N	66	78L05	5.00	80P1	1.95		
74284N	66	78L05	5.00	80P1	1.95		
74285N	66	78L05	5.00	80P1	1.95		
74286N	66	78L05	5.00	80P1	1.95		
74287N	66	78L05	5.00	80P1	1.95		
74288N	66	78L05	5.00	80P1	1.95		
74289N	66	78L05	5.00	80P1	1.95		
74290N	66	78L05	5.00	80P1	1.95		
74291N	66	78L05	5.00	80P1	1.95		
74292N	66	78L05	5.00	80P1	1.95		
74293N	66	78L05	5.00	80P1	1.95		
74294N	66	78L05	5.00	80P1	1.95		
74295N	66	78L05	5.00	80P1	1.95		
74296N	66	78L05	5.00	80P1	1.95		
74297N	66	78L05	5.00	80P1	1.95		
74298N	66	78L05	5.00	80P1	1.95		
74299N	66	78L05	5.00	80P1	1.95		
74300N	66	78L05	5.00	80P1	1.95		

8212	2.90
R214	8.00
R716	3.50
R224	0.50
B228	5.35
R251	8.50
R255	9.20
R259	19.50
CDP1802CD	16.95
CDP1802D	25.90
CDP1861	12.95
8820	9.95
6850	2.80
6802	15.50

IC SOCKETS	
Solder Tin Low Profile	

Active Electronic Sales Corp.

ELECTRONICS Market Place

Features.....

BRAND NEW!

JUST RELEASED
1979 IC MASTER

2500
pages

Complete integrated circuit data selector. Master guide to the latest I.C.'s including microprocessors and consumer circuits.

Free Quarterly Updates **\$39.95**



CMOS's

CD4000BE .17	CD4042BE .59	CD4515BE \$1.95
CD4001BE .17	CD4043BE .57	CD4516BE .69
CD4002BE .17	CD4044BE .55	CD4518BE .79
CD4006BE .87	CD4045BE .93	CD4519BE .47
CD4007BE .17	CD4049BE .33	CD4520BE .69
CD4008BE .75	CD4050BE .33	CD4522BE .99
CD4009BE .39	CD4051BE .54	CD4526BE .99
CD4010BE .39	CD4052BE .54	CD4527BE \$1.09
CD4011BE .17	CD4053BE .54	CD4528BE .69
CD4012BE .17	CD4060BE .99	CD4531BE .74
CD4013BE .32	CD4066BE .44	CD4532BE \$1.19
CD4014BE .73	CD4068BE .21	CD4539BE .99
CD4015BE .69	CD4070BE .29	CD4543BE \$1.39
CD4016BE .35	CD4071BE .21	CD4555BE .65
CD4017BE .62	CD4072BE .21	CD4556BE .65
CD4018BE .69	CD4073BE .21	CD4581BE \$2.25
CD4019BE .39	CD4075BE .21	CD4582BE .79
CD4020BE .69	CD4078BE .21	CD4585BE .90
CD4021BE .69	CD4079BE .21	40014PC .59
CD4022BE .69	CD4081BE .21	40085PC \$1.09
CD4023BE .17	CD4082BE .21	40097PC .60
CD4024BE .49	CD4085BE .69	40098PC .60
CD4025BE .17	CD4086BE .69	40160PC .89
CD4026BE \$1.39	CD4088BE .40	40161PC .99
CD4027BE .39	CD4093BE .40	40162PC .99
CD4028BE .57	CD4104BE \$2.25	40163PC .99
CD4029BE .35	CD4502BE .85	40174PC .89
CD4030BE .35	CD4503BE .85	40175PC .89
CD4033BE \$1.45	CD4508BE \$2.25	40192PC \$1.19
CD4034BE \$2.25	CD4510BE .88	40193PC \$1.19
CD4035BE .64	CD4511BE .99	40194PC \$1.10
CD4040BE .74	CD4512BE .59	40195PC \$1.10
CD4041BE .74	CD4514BE \$1.95	

Texas Instruments Low Profile Sockets

Finest Quality Socket available in the world. Nobody can match Texas Instruments quality — a unique combination of I.C. technology and multi-metal expertise.

Over one million pieces in stock.

Contacts	Price	Contacts	Price
8 PIN	.08	22 PIN	.22
14 PIN	.12	24 PIN	.24
16 PIN	.14	28 PIN	.28
18 PIN	.18	40 PIN	.40
20 PIN	.20		



GENERAL INSTRUMENT

1 Amp Rectifiers (Epoxy)

1.5 Amp Single Phase Silicon Bridge Rectifiers

Stock level	Part No.	Price	Stock level	Part No.	Price
1 Million	1N4001	50V .029	320000	W06M	600V 3¢
6 Million	1N4002	.00V .039	110000	W08M	800V .39
1.4 Million	1N4003	200V .045			
1.9 Million	1N4004	400V .049			
9 Million	1N4005	600V .055			
4 Million	1N4006	800V .065			
1.7 Million	1N4007	1000V .07			

SWITCHING DIODES

Part No.	Price
1N914 (100V 4NS)	.027
1N4148 (100V 4NS)	.027



Zilog

Z80-CTC \$10.90
Z80A-CTC \$13.10

Z80-DMA ~~46.00~~ \$32.20

Z80-CPU ~~14.95~~ \$13.60 Z80-SIO/0 ~~59.00~~ \$45.00
Z80A-CPU ~~24.95~~ \$16.20 Z80A-SIO/0 ~~68.00~~ \$50.00

Z80-PIO ~~7.95~~ \$10.90 Z80-SIO/1 ~~59.00~~ \$45.00
Z80A-PIO ~~11.95~~ \$13.10 Z80A-SIO/1 ~~68.00~~ \$50.00

MICROPROCESSOR CHIPS

CPU's

Stock level	Part No.	Price
4600	8080A	5.95 5.50
16000	6800	8.95 7.95

INTERFACE SUPPORT CIRCUITS

Stock level	Part No.	Price
4000	8212	1.98
1400	8214	4.95 3.95
2800	8216	1.98
1500	8224	2.75
4000	8226	1.98
1700	8228	4.75
700	8238	4.75
5800	8251	5.95 4.95
550	8253	14.95
11000	8255	5.95
400	8257	9.95
800	8259	14.95
3300	6810	3.95 3.50
2200	6820	4.95 3.95
4200	6821	4.95 3.95
3000	6850	5.95 4.95
1200	6852	5.95 4.95

LINEAR I.C.'S

LM324N	.49	Quad Op Amp
LM339N	.49	Quad Comparator
LM555N-8	.29	Timer
LM556N-14	.59	Dual Timer
LM723CN	.34	Voltage Regulator
LM723CH	.39	Voltage Regulator
LM741CH	.37	Op Amp
LM741CN-8	.24	Op Amp
LM1458N-8	.39	Dual Op Amp

VOLTAGE REGULATORS

PART NO.	UNIT PRICE	DESCRIPTION
LM323K	\$5.50	3 Amp 5 Volt Regulator
78H05KC	\$5.75	5 Amp 5 Volt Positive Regulator TO3
7800UC Series TO-220/LM340T	79	Positive Voltage Regulators (Plastic) 1 Amp 5, 6, 8, 12, 15, 18, 24 Volts
78MOOHC Series TO-5/LM340H	\$1.50	Positive Voltage Regulator 1/2 Amp 5, 6, 8, 12, 15, 18, 24 Volts
7800KC Series TO-3/LM340K	\$1.60	Positive Voltage Regulator 1 Amp 5, 6, 8, 12, 15, 18, 24 Volts
78LOOAWC Series TO-92	29	Positive Voltage Regulator 100 MA 2, 5, 6, 8, 12, 15, 18, 24 Volts
7900UC Series TO-220/LM320T	\$1.10	Negative Voltage Regulator 1 Amp 5, 6, 8, 12, 15, 18, 24 Volts
79M00HC Series TO-5/LM320H	\$1.50	Negative Voltage Regulator 1/2 Amp 5, 6, 8, 12, 15, 20, 24 Volts
7900KC Series TO-3/LM320K	\$1.95	Negative Voltage Regulator 1 Amp 5, 6, 8, 12, 15, 18, 24 Volts
78MGT2C	\$1.25	Dual In Line Adjustable 4 Terminal Positive Voltage Regulator
78GU1 TO 220	\$1.45	1 Amp Adjustable Positive Voltage Regulator
78S40PC	\$2.50	Switching Regulator

All new major manufacturer production material offered. Largest variety of device types available anywhere.

MOS Static RAM's

Stock level	Part No.	Price
11400	2114	\$7.50
	4K (1K x 4) 300NS	
74000	2102LFPC	\$1.19
	1K 350NS (Low Power)	
19700	2114	\$6.95
	4K (1K x 4) 450NS	

MOS Dynamic RAM's

Stock level	Part No.	Price
16000	4K 4027	\$2.95
	4K (4K x 1) 300NS 16 PIN	
21500	416-3	\$9.95
	200NS	
93000	416-5	\$7.95
	300NS	

UART's

Stock level	Part No.	Price
44000	AY5-1013A	\$4.95
3800	AY3-1015	\$5.95

1K CMOS RAM

Stock level	Part No.	Price
21400	5101	\$4.95
	450NS (Low Power)	

P.O. BOX 1035 FRAMINGHAM, MASSACHUSETTS 01701

Over-the-counter sales
12 Mercer Rd., Natick, Mass 01760
Behind Zaires on Rte. 9
Telephone Orders & Enquiries (617) 879-0077

IN CANADA 3 LOCATIONS

5651 FERRIER ST.
MONTREAL, QUEBEC
H4P 2K6
Tel: (514) 735-6425

4800 DUFFERIN ST.
DOWNSVIEW, ONTARIO
M3H 5S9
Tel: (416) 861-1115

MINIMUM ORDER \$10.00 • ADD \$2.00 TO COVER POSTAGE & HANDLING

Foreign customers please remit payment on an international bank draft or international postal money order in American dollars.



CIRCLE NO. 1 ON FREE INFORMATION CARD

www.americanradiohistory.com

For free catalog including parts lists and schematics, send a self-addressed stamped envelope.

APPLE II SERIAL I/O INTERFACE *

Part no. 2


Baud rate is continuously adjustable from 0 to 30,000 • Plugs into any peripheral connector • Low current drain, RS-232 input and output • On board switch selectable 5 to 8 data bits, 1 or 2 stop bits, and parity or no parity either odd or even • Jumper selectable address • SOFTWARE • Input and Output routine from monitor or BASIC to teletype or other serial printer. • Program for using an Apple II for a video or an intelligent terminal. Also can output in correspondence code to interface with some electrics. Board only — \$15.00, with parts — \$42.00, assembled and tested — \$62.00



T.V. TYPEWRITER

Part no. 106


• Stand alone TVT
• 32 char/line, 16 lines, modifications for 64 char/line included • Parallel ASCII (TTL) input • Video output • 1K on board memory • Output for computer controlled cursor • Auto scroll • Non-destructive cursor • Cursor inputs: up, down, left, right, home, EOL, EOS • Scroll up, down • Requires +5 volts at 1.5 amps, and -12 volts at 30 mA • All 7400, TTL chips • Char. gen. 2513 • Upper case only • Board only \$39.00; with parts \$145.00



8K STATIC RAM

Part no. 300

• 8K Altair bus memory • Uses 2102 Static memory chips • Memory protect • Gold contacts • Wait states • On board regulator • S-100 bus compatible • Vector input option • TRI state buffered • Board on \$27.50; with parts \$160.00




MODEM *

Part no. 109

• Type 103 • Full or half duplex • Works up to 300 baud • Originate or Answer • No coils, only low cost components • TTL input and output-serial • Connect 8 ohm speaker and crystal mic. directly to board • Uses XR FSK demodulator • Requires +5 volts • Board \$7.60; with parts \$27.50



TIDMA *



Part no. 112

• Tape Interface Direct Memory Access • Record and play programs without bootstrap loader (no prom) has FSK encoder/decoder for direct connections to low cost recorder at 1200 baud rate, and direct connections for inputs and outputs to a digital recorder at any baud rate. • S-100 bus compatible • Board only \$35.00; with parts \$110.00

DC POWER SUPPLY *

Part no. 6085

• Board supplies a regulated +5 volts at 3 amps, +12, -12, and -5 volts at 1 amp • Power required is 8 volts AC at 3 amps, and 24 volts A.C.T. at 1.5 amps • Board only \$12.50; with parts excluding transformers \$42.50



RF MODULATOR *

Part no. 107

• Converts video to AM modulated RF, Channels 2 or 3. So powerful almost no tuning is required. On board regulated power supply makes this extremely stable. Rated very highly in Doctor Dobbs' Journal. Recommended by Apple. • Power required is 12 volts AC C.T., c +5 volts DC • Board \$7.60; with parts \$13.50



RS 232/TTY *

Part no. 600

• Converts RS-232 to 20mA current loop, and 20mA current loop to RS-232 • Two separate circuits • Requires +12 and -12 volts • Board only \$4.50, with parts \$7.00



TAPE INTERFACE *

Part no. 111


• Play and record Kansas City Standard tapes • Converts a low cost tape recorder to a digital recorder • Works up to 1200 baud • Digital in and out are TTL-serial • Output of board connects to mic. in of recorder • Earphone of recorder connects to input on board • No coils • Requires +5 volts, low power drain • Board \$7.60; with parts \$27.50



UART & BAUD RATE GENERATOR *

Part no. 101

• Converts serial to parallel and parallel to serial • Low cost on board baud rate generator • Baud rates 110, 150, 300, 600, 1200, and 2400 • Low power drain +5 volts and -12 volts required • TTL compatible • All characters contain a start bit, 5 to 8 data bits, 1 or 2 stop bits, and either odd or even parity. • All connections go to a 44 pin gold plated edge connector • Board only \$12.00; with parts \$35.00 with connector add \$3.00



RS 232/TTL *

Part no. 232

• Converts TTL to RS-232, and converts RS-232 to TTL • Two separate circuits • Requires -12 and +12 volts • All connections go to a 10 pin gold plated edge connector • Board only \$4.50; with parts \$7.00 with connector add \$2.00



ELECTRONIC SYSTEMS

Dept. PE, P.O. Box 21638, San Jose, CA, USA 95151

To Order:

Mention part number and description. For parts kits add "A" to part number. In USA, shipping paid for orders accompanied by check, money order, or Master Charge, BankAmericard, or VISA number, expiration date and signature. Shipping charges added to C.O.D. orders. California residents add 6.5% for tax. Outside USA add 10% for air mail postage, no C.O.D.'s. Checks and money orders must be payable in US dollars. Parts kits include sockets for all ICs, components, and circuit board. Documentation is included with all products. All items are in stock, and will be shipped the day order is received via first class mail. Prices are in US dollars. No open accounts. To eliminate tariff in Canada boxes are marked "Computer Parts." Dealer inquiries invited. 24 Hour Order Line: (408) 226-4064



* Circuits designed by John Bell

Radio Shack: No. 1 Parts Place

Low Prices and New Items Everyday!

ELECTRONICS Market Place

Top-quality devices, fully functional, carefully inspected. Guaranteed to meet all specifications, both electrically and mechanically. All are made by well-known American manufacturers, and all have to pass manufacturer's quality control procedures. These are not rejects, not fallouts, not seconds. In fact, there are none better on the market! Always count on Radio Shack for the finest quality electronic parts!

TTL and CMOS Logic ICs

Full-Spec Devices
Direct from
Motorola and
National Semiconductor



Type	Cat. No.	ONLY
7400	276-1801	35¢
7402	276-1811	39¢
7404	276-1802	35¢
7406	276-1821	49¢
7410	276-1807	39¢
7413	276-1815	79¢
7420	276-1809	39¢
7427	276-1823	49¢
7432	276-1814	49¢
7441	276-1804	99¢
7447	276-1805	99¢
7448	276-1816	99¢
7451	276-1825	39¢
7473	276-1803	49¢
7474	276-1817	49¢
7475	276-1806	79¢
7476	276-1813	59¢
7485	276-1826	1.19
7486	276-1827	1.19
7490	276-1808	69¢
7492	276-1819	69¢
74123	276-1817	99¢
74145	276-1828	1.19
74150	276-1829	1.39
74154	276-1834	1.29
74192	276-1831	1.19
74193	276-1820	1.19
74194	276-1832	1.19
74196	276-1833	1.29
4001	276-2401	49¢
4011	276-2411	49¢
4012	276-2412	69¢
4013	276-2413	89¢
4017	276-2417	1.49
4020	276-2420	1.49
4021	276-2421	1.49
4023	276-2423	69¢
4027	276-2427	89¢
4028	276-2428	1.29
4046	276-2446	1.69
4049	276-2449	69¢
4050	276-2450	69¢
4051	276-2451	1.49
4065	276-2466	99¢
4070	276-2470	69¢
4511	276-2447	1.69
4518	276-2490	1.49
4543	276-2491	1.89

SN-76477 Sound/Music Synthesizer IC



299 Featured in Oct. Popular Electronics

Creates almost any type of sound — music to "gunshots"! Built-in audio amp. includes 2 VCO's, LF osc., noise gen., filter, 2 mixers, envelope modulator, logic circuit. 28-pin DIP. With data/applications circuits. 276-1765 2.99


Analog Audio Delay IC MN 3002



1095


For Phase-Shifter, Reverb & Delay Circuits
"Bucket Brigade" device uses 512 shift registers to provide a continuously variable electronic delay for complex audio signals. Includes data sheet and applications circuits. 276-1760 10.95

Heat Sinks



- Ⓐ TO-220. For PC board-mounted power semiconductors in TO-220 cases. Anodized aluminum. 276-1363 79¢
- Ⓑ TO-3 Sink. For PC or chassis mtg. 276-1364 1.39
- Ⓒ Universal. Mounts 2 devices, accepts 9 case styles. 276-1361 2.69

Top-Quality IC and PCB Accessories




- Ⓐ PC Board. Mounts two 14 or 16-pin ICs or sockets for bread boarding. Copper clad 2 1/2 x 5 x 1 1/2. 276-1511 2.99
- Ⓑ PC Board. Mounts single 14 or 16-pin IC or socket. 276-024 Pkg. of 2/99¢
- Ⓒ 16-Pin IC Test Clip. 276-1951 3.99
- Ⓓ 16-Pin DIP Header. With snap-on cover. 276-1980 1.29
- Ⓔ 8-Rocker 16-Pin DIP Switch. 276-1301 1.99
- Ⓕ Vertical 16-pin Socket. For LED displays. 276-1986 1.49
- Ⓖ 16-Pin DIP Jumper Cable. 18" long. 276-1976 3.99

Project Boxes


Aluminum Cover

The popular, low-cost way to house your electronic experiments



- 3 1/2 x 2 1/2 x 1 1/2. 270-230 1.19
- 4 x 2 1/2 x 2 1/2. 270-231 1.29
- 5 1/2 x 2 1/2 x 1 1/2. 270-233 1.49
- 6 1/2 x 3 1/2 x 2. 270-627 1.79
- 7 1/2 x 4 1/2 x 2 1/2. 270-232 2.49


Miniature Hobby Motors



High-torque permanent magnet type 1/16" dia shaft.

- Ⓐ 12VDC. 350mA. 2x 1 3/16". 273-210 69¢
- Ⓑ 6-9VDC. 500mA. 1 3/8 x 3/4". 273-209 Pkg. of 2/99¢


PC Potentiometers



Vertical Horizontal


Ohms	1/4 W. (Fig A)		1/2 W. (Fig B)	
	Cat No	Ea	Cat No	Ea
500k	271-226	49¢	271-333	39¢
1k	271-227	49¢	—	—
5k	271-217	49¢	—	—
10k	271-218	49¢	271-335	39¢
25k	—	—	271-336	39¢
50k	271-219	49¢	—	—
100k	271-220	49¢	271-338	39¢
500k	271-221	49¢	—	—
1 Meg	271-229	49¢	—	—

Switches



- Ⓐ Miniature Toggle. 6A @ 125VAC. SPDT. 275-662 2.49
- Ⓑ DPDT. 275-663 2.89
- Ⓒ DPDT. Center-Off. 275-664 2.99
- Ⓓ Momentary SPST. 275-609 1.89
- Ⓔ Momentary SPDT. 275-1549 1.99
- Ⓕ SPST Mercury. 275-027 99¢

Molded Connectors



Molded nylon body. Each circuit rated 8A @ 250V Standard 093" pin diameter

- Ⓐ 4-Pin Male. 274-224 99¢
- Ⓑ 6-Pin Male. 274-226 1.19
- Ⓒ 9-Pin Male. 274-229 1.39
- Ⓓ 12-Pin Male. 274-232 1.49
- Ⓔ 4-Pin Female. 274-234 99¢
- Ⓕ 6-Pin Female. 274-236 1.19
- Ⓖ 9-Pin Female. 274-239 1.39
- Ⓗ 12-Pin Female. 274-242 1.49
- 2-Pin Male & Female (Not Shown.) 274-222 Pair 89¢

8080A Microprocessor and Support Chips


New — 100% Prime SALE



All With Full Data and Specs

- 8080A Microprocessor. 2 μs cycle time. 276-2510. Reg. \$12.95 Sale 9.95
- 8208 Bus Driver. 8-bit bidirectional. 276-2508. Reg. \$5.95 Sale 4.95
- 8154 128x8-Bit RAM I/O. 40-pin DIP. 276-2511. Reg. \$9.95 Sale 7.95
- 8212 I/O Port. Data latch and buffer. 276-2512. Reg. \$4.95 Sale 3.95
- 8224 Clock and Generator Driver. 276-2524. Reg. \$3.95 Sale 2.95
- 8228 System Controller and Bus Driver. 276-2528. Reg. \$5.95 Sale 5.95
- 8251 Programmable Communication Interface. 276-2551. Reg. \$9.95 Sale 7.95
- 8255 Programmable Peripheral Interface. 276-2555. Reg. \$9.95 Sale 7.95

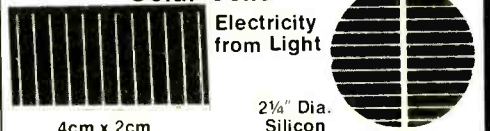
IC Breadboard Sockets



Modular boards snap together and feature standard 0.3" center. Accept 22 through 30-gauge solid hookup wire.

- Ⓐ 550 connections in 2 bus strips of 40 tie points each with 47 rows of 5 connected tie points. 2 1/2 x 6. 276-174 9.95
- Ⓑ 270 connections in 2 bus strips of 40 tie points each with 23 rows of 5 connected tie points. 2 1/2 x 3 3/8. 276-175 5.95
- Ⓒ Mini-Socket. 22 rows of 5 tie points each, plus 2 bus strips with 10 connections each. 2 1/2 x 1 1/2. 276-176. Reg. \$3.95 Sale 2.99

Solar Cells



Electricity from Light

4cm x 2cm Silicon Cell

2 1/4" Dia. Silicon Cell


Silicon-type cell converts light to electrical power, delivering up to 100 mA at 0.5V. Use several in series-parallel for higher voltage or current. 276-120 2.99

Highly efficient! Delivers up to 400 mA at 0.5V. Ideal for solar power projects, battery charging and operating electronic equipment. 276-121 5.99

Computer Data Manuals and Semiconductor Handbook

- Ⓐ Intel® 8080/8085 Programming Manual. Handy reference for programming with Intel's assembly language. 62-1377 3.95
- Ⓑ Intel Memory Design Handbook. Explains use of Intel's memory components and support circuits in systems. 62-1378 3.95
- Ⓒ Intel Data Catalog. 928 pages of specifications on most of Intel's standard microcomputer-related products. 62-1379 4.95
- Ⓓ Semiconductor Reference and Application Handbook. Complete specs and applications for popular IC transistors, diodes. 276-4002 1.95

Low-Cost Plug-In PC Boards



For 22-pin connectors. 4 1/2 x 4 1/2" 1/16" grid. 3 styles available

- Standard. 276-152 3.49
- Digital. 276-154 3.49
- Op-Amp. 276-153 3.49
- 22-Pin Dual Connector. 276-1551 2.99

WHY WAIT FOR MAIL ORDER DELIVERY?
IN STOCK NOW AT OUR STORE NEAR YOU!

Radio Shack®

A DIVISION OF TANDY CORPORATION • FORT WORTH, TEXAS 76102
OVER 7000 LOCATIONS IN NINE COUNTRIES

7400 TTL

SN7400N	16	SN7470N	39	SN74160N	89
SN7401N	18	SN7471N	39	SN74161N	89
SN7402N	18	SN7472N	35	SN74162N	195
SN7403N	18	SN7473N	35	SN74163N	89
SN7404N	18	SN7474N	5,000	SN74164N	89
SN7405N	20	SN7475N	50	SN74165N	89
SN7406N	29	SN7476N	99	SN74166N	125
SN7407N	29	SN7477N	99	SN74167N	195
SN7408N	20	SN7478N	79	SN74168N	155
SN7410N	18	SN7479N	175	SN74169N	125
SN7411N	25	SN7480N	45	SN74170N	89
SN7412N	25	SN7481N	59	SN74171N	79
SN7413N	20	SN7482N	43	SN74172N	89
SN7414N	20	SN7483N	45	SN74173N	125
SN7416N	25	SN7484N	63	SN74174N	89
SN7417N	25	SN7485N	65	SN74175N	79
SN7420N	20	SN7486N	55	SN74176N	89
SN7421N	29	SN7487N	3,000	SN74177N	79
SN7422N	29	SN7488N	35	SN74178N	195
SN7423N	35	SN7489N	35	SN74179N	195
SN7425N	20	SN7490N	45	SN74180N	79
SN7426N	29	SN7491N	35	SN74181N	89
SN7427N	25	SN7492N	43	SN74182N	79
SN7428N	39	SN7493N	45	SN74183N	195
SN7430N	20	SN7494N	59	SN74184N	195
SN7432N	25	SN7495N	65	SN74185N	195
SN7433N	25	SN7496N	65	SN74186N	995
SN7434N	25	SN7497N	1,95	SN74187N	125
SN7435N	25	SN7498N	1,25	SN74188N	125
SN7436N	25	SN7499N	43	SN74189N	89
SN7437N	25	SN7500N	45	SN74190N	125
SN7438N	25	SN7501N	75	SN74191N	125
SN7439N	25	SN7502N	75	SN74192N	79
SN7440N	29	SN7503N	75	SN74193N	89
SN7441N	89	SN7504N	95	SN74194N	89
SN7442N	49	SN7505N	95	SN74195N	89
SN7443N	75	SN7506N	95	SN74196N	89
SN7444N	75	SN7507N	95	SN74197N	89
SN7445N	75	SN7508N	95	SN74198N	89
SN7446N	69	SN7509N	95	SN74199N	89
SN7447N	59	SN7510N	95	SN74200N	89
SN7448N	79	SN7511N	95	SN74201N	89
SN7449N	20	SN7512N	95	SN74202N	89
SN7450N	20	SN7513N	95	SN74203N	89
SN7451N	20	SN7514N	99	SN74204N	89
SN7452N	20	SN7515N	99	SN74205N	89
SN7453N	20	SN7516N	99	SN74206N	89
SN7454N	20	SN7517N	99	SN74207N	89
SN7455N	20	SN7518N	99	SN74208N	89
SN7456N	20	SN7519N	99	SN74209N	89
SN7457N	20	SN7520N	99	SN74210N	89

Jameco Kits

Digital Stopwatch Kit

Use Intersil 7205 Chip
P-Plated thru double-sided
C-Board
LED display (red)
Time to: 59.99 sec with auto reset
Quartz crystal controlled
Three stopwatch in one
Simple entry/sequential timing
and (major) sequential timing
Uses 3 9V batteries
Size: 4.5 x 2.15 x .90

JE90 \$39.95

JE701 \$19.95

JE200 5v lamp power supply \$14.95
JE730 4-digit clock kit 14.95
JE2206B Function Generator \$19.95
JE747 Jumbo 8-digit clock kit 29.95

6-Digit Clock Kit
Bright 300 ft. common cathode display
Uses MM5314 clock chip
Switches for hours, minutes and hold functions
Hours easily viewable to 10 feet
Simulated walnut case
115 VAC operation
12 or 24 hour operation
Includes all components, case and wall transformer
Size: 6.3 x 3.1 x 1.34"

TELEPHONE/KEYBOARD CHIPS

AY-5-9100	Push Button Telephone Dialer	\$14.95
AY-5-9200	Rotary Dialer	14.95
AY-5-9500	CS Clock Generator	4.95
AY-5-2376	Keyboard Encoder (88 keys)	14.95
HD0015	Keyboard Encoder (16 keys)	7.95
74C922	Keyboard Encoder (16 keys)	9.95

ICM CHIPS

ICM7045	CMOS Precision Timer	24.95
ICM7205	CMOS LED Stopwatch/Timer	19.95
ICM7206	Oscillator Controller	3.75
ICM7208	Seven Decade Counter	19.95
ICM7209	Clock Generator	6.95

NMOS READ ONLY MEMORIES

MCM5571	128 X 9 X 7 ASCII Shifted with Check	13.50
MCM5574	128 X 9 X 7 Math Symbol & Pictures	13.50
MCM5575	128 X 9 X 7 Alphabetic Character	13.50

DISCRETE LEADS

XC556R	red	5/51	XC209R	red	5/51
XC556G	green	4/51	XC209G	green	4/51
XC556Y	yellow	4/51	XC209Y	yellow	4/51
XC556C	clear	4/51	XC209C	clear	4/51

TIMEX T1001 LIQUID CRYSTAL DISPLAY

3 DIGIT 5 CHARACTERS
THREE FUNCTIONATORS
2.00" X 1.20" PACKAGE
INCLUDES CONNECTOR

T1001-Transmissive \$7.95
T1001A-Reflective 8.25

MISCELLANEOUS

TL074CN	Quad Low Noise Bi-Tet Op Amp	2.49
TL494CN	Switching Regulator	4.49
TL496CN	Single Switching Regulator	1.75
11C90	Divide 10 Prescaler	11.95
95H90	Hi-Speed Divide 10/11 Prescaler	17.95
4N33	Photo-Darlington Opto-Isolator	3.95
MKS0240	Photo-Optic Free Generator	17.50
SC5206CH	5V CMOS 20mA Motor Driver	14.95
TL308	27' read rom display w/integ logic chip	10.50
MM5320	TV Camera Sync Generator	14.95
MM5330	4 1/2 Digit DPM Logic Block	5.95
LD110/111	3 1/2 Digit A/D Converter Set	25.00/set

LITRONIX ISO-LIT 1

Photo Transistor Opto-Isolator
(Same as MCT 2 or 4N25)

2/99c

SN 76477 SOUND GENERATOR

Generates Complex Sounds
Low Power - Programmable

3.95 each

20% Discount 100 pcs combined order 25% - 1000 pcs combined order

C/MOS

CO4001	33	CO4011	23	CO4021	23
CO4002	23	CO4012	23	CO4022	89
CO4003	119	CO4013	119	CO4023	119
CO4004	25	CO4014	25	CO4024	25
CO4005	25	CO4015	25	CO4025	25
CO4006	25	CO4016	25	CO4026	25
CO4007	25	CO4017	25	CO4027	25
CO4008	25	CO4018	25	CO4028	25
CO4009	25	CO4019	25	CO4029	25
CO4010	25	CO4020	25	CO4030	25
CO4011	25	CO4021	25	CO4031	25
CO4012	25	CO4022	25	CO4032	25
CO4013	25	CO4023	25	CO4033	25
CO4014	25	CO4024	25	CO4034	25
CO4015	25	CO4025	25	CO4035	25
CO4016	25	CO4026	25	CO4036	25
CO4017	25	CO4027	25	CO4037	25
CO4018	25	CO4028	25	CO4038	25
CO4019	25	CO4029	25	CO4039	25
CO4020	25	CO4030	25	CO4040	25
CO4021	25	CO4031	25	CO4041	25
CO4022	25	CO4032	25	CO4042	25
CO4023	25	CO4033	25	CO4043	25
CO4024	25	CO4034	25	CO4044	25
CO4025	25	CO4035	25	CO4045	25
CO4026	25	CO4036	25	CO4046	25
CO4027	25	CO4037	25	CO4047	25
CO4028	25	CO4038	25	CO4048	25
CO4029	25	CO4039	25	CO4049	25
CO4030	25	CO4040	25	CO4050	25
CO4031	25	CO4041	25	CO4051	25
CO4032	25	CO4042	25	CO4052	25
CO4033	25	CO4043	25	CO4053	25
CO4034	25	CO4044	25	CO4054	25
CO4035	25	CO4045	25	CO4055	25
CO4036	25	CO4046	25	CO4056	25
CO4037	25	CO4047	25	CO4057	25
CO4038	25	CO4048	25	CO4058	25
CO4039	25	CO4049	25	CO4059	25
CO4040	25	CO4050	25	CO4060	25

DISPLAY LEADS

MAN 1	Common Anode red	270	2.95	MAN 6730	Common Anode red	560	99
MAN 2	5 x 7 Dot Matrix red	300	4.95	MAN 6740	Common Cathode red D	560	99
MAN 3	Common Cathode red	125	2.25	MAN 6750	Common Cathode red	560	99
MAN 4	Common Cathode red	187	1.95	MAN 6760	Common Cathode red	560	99
MAN 7G	Common Cathode green	300	1.25	MAN 6780	Common Cathode red	560	99
MAN 7Y	Common Anode yellow	300	99	DL701	Common Cathode red - 1	300	99
MAN 7A	Common Cathode red	300	99	DL702	Common Cathode red - 1	300	99
MAN 82	Common Anode yellow	300	99	DL721	Common Cathode red	600	125
MAN 84	Common Cathode yellow	300	99	DL722	Common Cathode red	600	125
MAN 87	Common Anode orange	300	99	DL746	Common Anode red - 1	630	149
MAN 89	Common Anode orange	300	99	DL747	Common Anode red - 1	630	149
MAN 93	Common Anode orange	300	99	DL748	Common Cathode red	630	149
MAN 94	Common Cathode orange	300	99	DL750	Common Cathode red	600	149
MAN 95	Common Cathode orange	300	99	DL338	Common Cathode red	110	35
MAN 96	Common Cathode orange	300	99	FND70	Common Cathode red - 1	250	69
MAN 97	Common Cathode orange	300	99	FND74	Common Cathode red - 1	357	99
MAN 98	Common Cathode orange	300	99	FND75	Common Cathode red	600	210
MAN 99	Common Cathode orange	300	99	FND755	Common Cathode red	500	99
MAN 100	Common Cathode orange	300	99	FND503	Common Cathode (FND500)	500	99
MAN 101	Common Cathode orange	300	99	FND510	Common Anode (FND510)	500	99
MAN 102	Common Cathode orange	300	99	H08P 2730	Common Anode red	300	130
MAN 103	Common Cathode orange	300	99	H08P 3400	Common Anode red	600	210
MAN 104	Common Cathode orange	300	99	H08P 3403	Common Cathode red	800	210
MAN 105	Common Cathode orange	300	99	5087 7300	4 x 1/2 Sgl Digit RHPD	600	195
MAN 106	Common Cathode orange	300	99	5087 7302	4 x 1/2 Sgl Digit LHPD	600	195
MAN 107	Common Cathode orange	300	99	5087 7304	4 x 1/2 Sgl Digit LHPD	600	195
MAN 108	Common Cathode orange	300	99	5087 7340	4 x 1/2 Sgl Digit Hexadeciml	600	225.00

TV GAME CHIP AND CRYSTAL

AY-3-8500-1 and 2 011 MHZ Stereo Chip & Crystal
Includes score display, 6 games and select keys, etc.

7.95/set


EXAR

XR210	\$3.40	XR224CP	1.50
XR215	4.40	XR264	4.25
XR215	4.40	XR266	3.20
XR220	1.95	XR268	2.99
XR-L555	1.50	XR269K	19.95
XR555	39	XR1800	3.20
XR555	99	XR206	4.40
XR555ZCP	1.25	XR207	3.85
XR567ZCP	1.25	XR208	3.85
XR1310P	3.00	XR209	1.75
XR1468CN	3.85	XR211	5.25
XR1488	1.39	XR212	3.45
XR1489	1.39	XR240	3.45

DIODES

TYPE	VOLTS	V	PRICE	TYPE	VOLTS	V	PRICE
1N746	3.3	400mA	1.00	1N4002	200	PIV 1 AMP	12.00
1N747	3.3	400mA	1.00	1N4004	200	PIV 1 AMP	12.00
1N752	5.0	400mA	1.00	1N4005	600	PIV 1 AMP	10.00
1N752	6.8	400mA	1.00	1N4006	800	PIV 1 AMP	10.00
1N751	6.7	400mA	1.00	1N4007	1000	PIV 1 AMP	10.00
1N754	6.8	400mA	1.00	1N4008	50	200mA	6.00
1N757	9.0	400mA	1.00	1N4148	5	10mA	15.00
1N758	12.0	400mA	1.00	1N4154	10	10mA	12.00
1N859	5.0	400mA	1.00	1N4105	5	25mA	15.00
1N965	15	400mA	1.00	1N4134	5	6 mA	14.00
1N6232	5.6	500mA	28	1N4175	6	1A	28
1N6235	6.2	500mA	28	1N4176	6	1A	28
1N6236	6.5	500mA	28	1N4177	6	1A	28
1N6237	6.8	500mA	28	1N4178	6	1A	28
1N6238	7.1	500mA	28	1N4179	6	1A	28
1N6239	7.4	500mA	28	1N4180	6	1A	28
1N6240	7.7	500mA	28	1N4181	50	PIV 35 AMP	1.60
1N6241	8.0	500mA	28	1N4182	100	PIV 35 AMP	1.70
1N6242	8.3	500mA	28	1N4183	150	PIV 35 AMP	1.80
1N6243	8.6	500mA	28	1N4184	200	PIV 35 AMP	1.80
1N6244	8.9	500mA	28	1N4185	300	PIV 35 AMP	1.80
1N6245	9.2	500mA	28	1N4186	400	PIV 35 AMP	1.80
1N6246	9.5	500mA	28	1N4187	500	PIV 35 AMP	1.80
1N6247	9.8	500mA	28	1N4188	600	PIV 35 AMP	1.80
1N6248	10.1	500mA	28	1N4189	700		

REMOTE CONTROL TRANSMITTER & RECEIVER



Kit includes: 1 Transmitter, 1 Receiver, 1 Antenna, 1 Battery, 1 Case, 1 Manual, 1 Spare Parts Kit.

\$19.95

Custom Cables & Jumpers



Part No.	Cable Length	Connectors	Price
DB25P 4-P	4 Ft.	2 DP25P	\$15.95 ea
DB25P 4-S	4 Ft.	1 DP25P 1-25S	\$16.95 ea
DB25S 4-S	4 Ft.	2 DP25S	\$17.95 ea

Part No.	Cable Length	Connectors	Price
DJ14-1	1 ft.	1 14 Pin	\$1.59 ea
DJ16-1	1 ft.	1 16 Pin	1.79 ea
DJ24-1	1 ft.	1 24 Pin	2.79 ea
DJ14-1-14	1 ft.	2 14 Pin	2.79 ea
DJ16-1-16	1 ft.	2 16 Pin	3.19 ea
DJ24-1-24	1 ft.	2 24 Pin	4.95 ea

For Custom Cables & Jumpers, See JAMECO 1979 Catalog for Pricing

CONNECTORS

Part No.	Description	Price
DB25P (as pictured)	PLUG (Meets RS232)	\$2.95
DB25S	SOCKET (Meets RS232)	\$3.50
DB51226-1	Cable Cover for DB25P or DB25S	\$1.75

PRINTED CIRCUIT EDGE CARD

Part No.	Description	Price
15/30	PINS (Solder Eyelet)	\$1.95
18/36	PINS (Solder Eyelet)	\$2.49
22/44	PINS (Solder Eyelet)	\$2.95
50/100 (100 Spacing)	PINS (Wire Wrap)	\$6.95
50/100 (125 Spacing)	PINS (Wire Wrap)	\$6.95

MINI-BUZZER

Thousands of applications

- Operates on -6 to +9 VDC
- Output Frequency 800 Hz
- Draws only 15 MA @ 600 ohms
- Size 1 1/2" x 5/8"

Part No. MB-1 \$1.75 ea

50-99 \$1.49 ea

1-24 \$1.95 ea

SONALERT AUDIBLE SIGNAL DEVICE

Use as a warning device or Audible Reminder

- Turns on and off with low power transistor, SCR or IC
- Can be battery operated 6-28 volts
- Solid State
- No moving parts
- Panel mounts in 1.25" round hole
- Black Plastic case includes MTG nut
- Operating Volts (DC): 6 (Min) 28 (Max)
- Current MA: 6 (Min) 14 (Max)
- dBA: 68 (Min) 80 (Max)
- Frequency: 2900Hz ±500

Part No. #SC628 \$7.50 each

AC Wall Transformer

Ideal for use with clocks, power supplies of any other type of AC application

Part No.	Input	Output	Price
AC 250	117V/60Hz	12 VAC 250mA	\$3.95
AC 500	117V/60Hz	12 VAC 500mA	\$4.95

Regulated Power Supply

- Uses LM 309K
- Heat sink provided
- P-C board construction
- Provides a solid 1 amp @ 5V
- Includes components, hardware and instructions
- Sizes 3-1/2" x 5" x 2" high

Part No. JE200 \$14.95


INSTRUMENT/CLOCK CASE

This case is an injection molded unit that is ideal for uses such as DVM, COUNTER or CLOCK cases. It has dimensions of 4 1/2" in length by 4" in width by 1-9/16" in height. It comes complete with a red bezel.

Part No. IN-CC \$3.49 each

MICROPROCESSOR COMPONENTS

8080A/8080A SUPPORT DEVICES		MICROPROCESSOR MANUALS	
8080A	CPU \$ 9.95	M-280	User Manual \$7.50
8212	8 Bit Input Output 3.25	M-CDP1802	User Manual 7.50
8214	Priority Interrupt Control 3.95	M-2650	User Manual 5.00
8216	Bi-Directional Bus Driver 3.95		
8224	Clock Generator Driver 3.95		
8226	Bus Driver 3.95		
8228	System Controller Bus Driver 3.95		
8238	System Controller 5.95		
8251	Prog. Comm. I/O (USART) 7.95		
8253	Prog. Interval Timer 14.95		
8255	Prog. Periph. I/O (PPI) 9.95		
8257	Prog. DMA Controller 19.95		
8259	Prog. Interrupt Control 19.95		
8080 SUPPORT DEVICES		RAM'S	
MC6800	MPU \$14.95	1101	256K1 Static \$1.49
MC6800CP	MPU w/ Clock and Ram 21.95	1102	1024K1 Dynamic 3.95
MC6801DAP1	128K Static Ram 5.95	2101	81011 256K4 Static 3.95
MC6801	Par. Inter. Adap. (MC6820) 7.49	2102	1024K1 Static 1.75
MC6802	Priority Interrupt Controller 12.95	2111	81111 256K4 Static 3.95
MC6803L8	1024X8 BI ROM (MC68A30-BI) 14.95	2114	1024K4 Static MOS 4.95
MC68050	Asynchronous Comm. Adapter 7.95	2114L	1024K4 Static 450ns D/W power 10.95
MC6852	Synchronous Serial Data Adap. 9.95	2115	1024K4 Static 300ns 11.95
MC6850	0-500 bps Modem 12.95	5101	256K4 Static 4.95
MC6862	2400 bps Modem 14.95	5201	2107 4096K1 Dynamic 4.95
MC6880A	Quad 3 State Bus Trans. (MC68T2) 2.25	7489	16K1 Static 4.95
MICROPROCESSOR CHIPS—MISCELLANEOUS		74230	256K1 Static Instate 4.95
Z80/780C	CPU \$19.95	83231	15K1 Static 2.95
Z80A/780-B	CPU 23.95	UPD414	4K Dynamic 16 pin 14.95
CDP1802	CPU 19.95	UPD41416	16K Dynamic 16 pin 14.95
2850	MPU 19.95	IMS4044	4K Static 14.95
6035	8-Bit MPU w/ clock, RAM 1 I/O lines 19.95	IMS4045	5N1 1024K4 Static 14.95
PD805	MPU 19.95	IMS4050	16.88x11 Dynamic 350ns (house marked) 4.00
TMS9900L	16-Bit MPU w/ hardware multiply & divide 49.95		
SHIFT REGISTERS		PROM S	
MMS500H	Dual 25 Bit Dynamic \$ 50	1702A	2048 FAMOS \$5.95
MMS503H	Dual 50 Bit Dynamic 50	1MS25'5	16K EPROM (Minter 2716) 49.95
MMS504H	Dual 16 Bit Static 50	7716	Requires single -5V power supply 89.95
MMS508H	Dual 100 Bit Static 50	IMS532	4K EPROM 10.95
MMS101H	Dual 64 Bit Accumulator 50	2708	8K EPROM 29.95
MMS104H	500 519 Bit Dynamic 50	2716 T1	16K EPROM 29.95
25041	1024 Dynamic 2.95		
2518	Hex 32 Bit Static 4.95		
2522	Dual 132 Bit Static 9.95		
2524	512 Static 9.95		
2525	1024 Dynamic 9.95		
2527	Dual 256 Bit Static 4.00		
2528	Dual 250 Static 1.00		
2529	Dual 240 Bit Static 2.95		
2532	Quad 80 Bit Static 2.95		
2533	1024 Static 6.95		
3341	4K4 Register File (TriState) 1.95		
74LS670	UART'S		
A.Y.5.1013	30K BAUD 5.95		



NEW!! IN STOCK... POWERACE ALL-CIRCUIT EVALUATORS WITH POWER

Powerace 101 - General purpose model for prototyping all types of circuit \$ 84.95

Powerace 102 - Complete digit prototyping lab with built-in logic probe \$114.95

Powerace 103 - Triple-output power supply for prototyping both linear and digit circuits \$124.95

- 1680 solderless - plug-in tie points - will hold up to 18 14-pin DIP's
- Breadboard elements accept all DIP sizes including RTL, DTL, TTL and CMOS devices 10-5's and 16-pin types with leads up to .032 dia.
- All connections to front switches, indicators, power supplies and meters are made via solderless plug-in tie-point blocks on control panels
- Interconnect with any solid 20 to 30 AWG wire
- Breadboard elements are mounted on ground plane
- Ideal for high frequency and high speed low noise circuits
- Short-circuit-proof fused power supplies
- Operate on 110 to 230 VAC at 60 Hz
- Space-age compact styling and high-grade components permit convenient, organized and quick prototyping
- 10 models are 7 1/2" wide 11 1/2" deep and 4 1/2" high rear 0.75" high front and weigh approx. 2.5 lbs.

BK PRECISION 3 1/2-Digit Portable DMM

- Accuracy: ±0.5%
- Auto range, AC/DC, polarity
- Auto hold, auto zero
- Auto power off
- Auto battery check
- Auto battery indicator
- Auto battery low warning
- Auto battery low warning
- Auto battery low warning

Model 2800 \$99.95

Accessories: AC Adapter 8C-28 \$9.00, Rechargeable Batteries BP-26 20.00, Carrying Case LC-28 7.50

ES 100 MHz 8-Digit Counter

- 20 MHz 100 MHz Range
- 6 LED display
- Crystal controlled reference
- Four power sources: 6-12V, 12V, 230V, 100V power supply
- Portable - completely self-contained
- Size: 4 1/2" x 7 3/8" x 5 1/2"

MAX-100 \$134.95

Accessories for MAX 100: Mobile Charger/Eliminator \$39.95, Charger/Eliminator \$39.95, Carrying Case \$39.95

ES Mini-Max 6 Digit 50MHz Frequency Counter

- Guaranteed frequency range of 100 Hz to 50 MHz
- Full 6 digit display with anti-glare window
- Fully automatic-range, polarity, slope, trigger, input level switching not required
- Lead-zero blanking - All zeros to the left of the first non-zero digit are blanked. Kilo Hertz and Mega Hertz decimal points automatically insert zero when the unit is turned on
- Built-in input overvoltage protection
- Use 9V Battery or 110 220V power
- Complete with mini antenna
- Lightweight - Only 8oz

MINI-MAX \$89.95

Accessories For Mini-Max: Part No. MM-A1 Antenna \$3.95, MM-CS Carrying case 5.95, MM-IPC Input cable with clip leads 3.95, MM-AC2 110V adapter 9.95, MM-AC3 220V adapter 9.95

The Incredible "Pennywhistle 103" Kit Only

\$139.95

The Pennywhistle 103 is capable of recording data to and from audio tape without critical speed requirements for the recorder and it is able to communicate directly with another model and terminal for telephone, hamming, and communications. In addition it is free of critical adjustments and is built with non-precision, readily available parts.

Data Transmission Method: Frequency-Shift Keying (full-duplex selectable)

Maximum Data Rate: 300 Baud

Data Format: Asynchronous Serial (return to mark level required between each character)

Receive Channel Frequencies: 2025 Hz for space, 2225 Hz for mark

Transmit Channel Frequencies: Switch selectable: Low (normal) 1070 space, 1270 mark; High 1025 space, 2225 mark

Receive Sensitivity: 46 dbm acoustically coupled

Transmit Level: 15 dbm nominal, Adjustable from 6 dbm to 20 dbm

Receive Frequency Tolerance: Frequency reference automatically adjusts to allow for operation between 1800 Hz and 2400 Hz

Digital Data Interface: 120 VAC, single phase, 10 Watts (E14 RS-232C or 20 mA current loop (receiver is optoisolated and non-polar))

Power Requirements: All components mount on a single 5 by 9 printed circuit board. All components include Frequency Counter and/or Oscilloscope to align

TRS-80 16K Conversion Kit

Expand your 4K TRS-80 System to 16K. Kit comes complete with:

- * 8 each UPD416 (16K Dynamic Rams)
- * Documentation for conversion

TRS-16K \$115.00

Special Offer - Order both your TRS-16K and the Sup'R Mod II Interface kit together (retail value \$144.95) for only \$139.95

COMPUTER CASSETTES

- 6 EACH 15 MINUTE HIGH QUALITY C-15 CASSETTES
- PLASTIC CASE INCLUDED
- 12 CASSETTE CAPACITY
- ADDITIONAL CASSETTES AVAILABLE #C-15-S2 \$5.00 ea

CAS-6 \$14.95 (Case and 6 Cassettes)

SUP'R MOD II

UHF Channel 33 TV Interface Unit

- Wide Band B/W or Color System
- Converts TV to Video Display for home computers, CCTV camera, Apple II, works with Cromeco Dazler, SOL-20, IRS-80, Challenger, etc.
- MOD II is pretuned to Channel 33 (UHF)
- Includes coaxial cable and antenna transformer

MOD II \$29.95 Kit

RS-232 CONTROL CENTER

Plug in your modem, computer, terminal, printer, etc. and selectively control data flow.

- Same Contour as Pennywhistle 103
- Totally self-contained
- Includes 2 master ports and 3 slave ports

Part No. RS-232CC \$89.95 kit only

CASSETTE CONTROLLER

Ideal for use with the TRS 80 and others

Plug back interface to any computer system requiring remote control of cassette functions

The CC-100 controls cassette motor functions, monitors tape location with its internal speaker and requires no power. Eliminates the plugging and unplugging of cables during computer loading operation from cassette.

Part No. #CC-100 \$29.50

63-Key Unencoded Keyboard

This is a 63-key terminal keyboard newly manufactured by a large computer manufacturer. It is unencoded with SPST keys unattached to any kind of PC board. A very solid molded plastic 13 x 4 1/2" base suits most applications. IN STOCK \$29.95/each

Hexadecimal Unencoded Keypad

19-key pad includes 1-10 keys, ABCDEF and 2 optional keys and a shift key \$10.95/each

Jameco ELECTRONICS

MAIL ORDER ELECTRONICS - WORLDWIDE
1021 HOWARD AVENUE, SAN CARLOS, CA 94070

Spec Sheets - 25¢
1979 Catalog Available - Send 41¢ stamp

PHONE ORDERS WELCOME (415) 592-8097

ADVERTISED PRICES GOOD THRU FEBRUARY

REGULATED POWER SUPPLIES			
POWER SYSTEMS # P51111			
115-230V 50/60 cy. in 5V DC at 25A out.			
6"X 16"X 15" 26 lbs. shipping weight \$85.00			
POWER SYSTEMS # P51106			
115-230V 50/60 cy. in 12V DC at 15A out.			
5"X 16"X 5" 19 lbs. shipping weight. \$75.00			
CMOS (DIODE CLAMPED)			
4001	18	4009	35 74C74
4002	18	4020	90 74C83
4006	95	4021	90 4053 - 1.10 74C86
4007	18	4022	90 4055 - 1.20 74C93
4009	37	4023	18 4066
4010	37	4024	95 4071 - 18 74C151
4011	18	4025	18 4076 - 18 74C160
4012	18	4027	37 4597 - 70 74C174
4013	29	4028	80 74C00
4014	75	4029	95 74C02
4015	75	4030	93 74C04
4016	29	4035	97 74C05
4017	90	4042	65 74C10
4018	90	4046	1.35 74C73

1488 RS232 INTERFACE	\$ 140	2174 4-1/2" STATIC R/W 1490	\$ 950
1489 RS232 INTERFACE	\$ 125	1110	\$ 184
1490 RS232 INTERFACE	\$ 175	5389 1/2" DRUM 4" FRYM	\$ 340
2513 CHARACTER GEN. L.P.	\$ 6.75	7MS 0505	\$ 3.96
2514 HEA 32 BIT SR	\$ 2.20	5208 4K DRVM	\$ 4.96
2623 STATIC SHRT. RES.	\$ 1.25	8523	\$ 1.25
2708 BK EPROM 16K 1514	\$ 4.14	8519	\$ 1.91
2710 32K EPROM 16K 1514	\$ 7.94	8520	\$ 1.91
2711 1K	\$ 1.25	8521	\$ 1.91
2712 1K	\$ 1.25	8522	\$ 1.91
2713 1K	\$ 1.25	8523	\$ 1.91
2714 1K	\$ 1.25	8524	\$ 1.91

CRYSTALS \$3.45 ea.		RIBBON CABLE	
4.000 MHz	1" LAT. (COLOR CODED)	10' 30 AWG	
5.000 MHz	#30 WIRE	25' 26 COND.	\$2.50/100' foot
6.000 MHz	50 COND.	40' 26 COND.	\$.75/100' foot
8.000 MHz	50 COND.	50' 26 COND.	\$.90/100' foot
10.000 MHz			

CTS 206-B eight position dip switch	\$1.60
CTS 206-1 four position dip switch	\$1.45
LIGHT ACTIVATED SCR	
TO 18 200V 1A	\$ 70
SILICON SOLAR CELLS	
2 1/2" diameter	4V at 500 ma \$4.00
FND 359 C.C. 4" x 5.50 LED READOUTS	
FC5 8024 4 digit	DL 704 C.A. 3" x 1/5
C.C. 8" display	\$5.95 DL 747 C.A. 6" x 1/5
FND 503 C.C. 5" x 8.5	FND 803 C.C. 8" x 1.95
FND 510 C.A. 5" x 8.5	FND 810 C.C. 8" x 1.95
DL 704 3" C.C. x 8.5	

PRINTED CIRCUIT BOARD	
4 1/2" x 7" SINGLE SIDED EPOXY BOARD 1/16" THICK (100/100)	\$5/2.60
5.60 ea	
7 WATT LD-65 LASER DIODE IR \$8.95	
2N 3820 P.F.EET	\$ 45
2N 5457 P.F.EET	\$ 45
2N2646 UJT	\$ 45
ER 900 TRIGGER DIODES	4 \$1.00
2N 6028 PROG. UJT	\$ 65

MINIATURE MULTI-TRIM TRIM POTS	
100, 1K, 2K, 5K, 10K, 20K, 50K, 100K, 200K, 500K, 1Meg, 2Meg, \$7.5 each 3/\$2.00	
CHARGED COUPLE DEVICES	
CCD 201C 100x100 Image Sensor \$95.00	
CCD 202C 100x100 Image Sensor \$145.00	

VERIPAX PC BOARD	
This board is a 1/16" single sided paper epoxy board, 4 1/2"x6 1/2" DRILLED and ETCHED which will hold up to 21 single 14 pin IC's or 8, 16 or LSI DIP IC's with lusses for power supply connector.	\$4.00

RP 100 PHOTO TRANS	\$ 50
RED, YELLOW, GREEN or AMBER	
LARGE LED'S 2	\$1.00
TIL 118 OPTO-ISOLATOR	\$1.75
MCT-6 OPTO ISOLATOR	\$ 80
1 WATT ZENERS: 3, 4, 7, 5.1, 5.6, 9.1, 10	\$1.00
12, 15, 18, 22V	
MC6860 MODEM CHIP	\$9.95
MCM 6571A 7 x 9 character gen.	\$10.75

Silicon Power Rectifiers	
PRV 1A 3A 12A 50P 125A 240A	
100 06 14 30 80 3 20 5.00	
200 07 20 35 1.15 4.25 6.50	
400 09 25 50 1.40 6.50 9.50	
600 11 30 70 1.80 8.50 12.50	
800 15 35 90 2.30 10.50 16.50	
1000 20 45 110 2.75 12.50 20.00	

SAD 1024 x 81 REDICON 1024 stage analog 81 stage shift register	\$14.95
IN 4148 IN914	15 \$1.00

CONNECTORS	
DB 25P male	\$2.25
DB 25S female	\$2.95
HOODS	\$1.00
REGULATORS	
309K \$ 1.20	340K 12.15
723 \$ 50	or 24V \$ 95
LM 376 \$ 60	340T-5 6, 8, 12
320T \$ 12.15	78 MG \$ 1.35
or 24 \$ 1.25	79 MG \$ 1.35

TRANSISTOR SPECIALS	
2N6233 NPN SWITCHING POWER	\$ 1.95
MRF-8004 x CB RF Transistor NPN	\$ 75
2N3772 NPN Si TO 3	\$ 1.00
2N5466 PNP GE TO 3	\$ 75
2N6068 NPN Si TO 3	\$ 1.00
2N6069 NPN Si TO 3	\$ 1.00
2N5086 NPN Si TO 92	4 \$ 1.00
2N3137 NPN Si RF TO 18	\$ 55
2N3919 NPN Si TO 3 RF	\$ 1.50
2N1420 NPN Si TO 5	\$ 1.00
2N3767 NPN Si TO 66	\$ 70
2N6122 NPN Si TO 18	5 \$ 1.00
2N3055 NPN Si TO 3	\$ 50
2N3904 NPN Si TO 92	6/5 \$ 1.00
2N3906 NPN Si TO 92	6/5 \$ 1.00
2N5906 NPN Si TO 220	\$ 55
2N6109 NPN Si TO 220	\$ 55
2N6138 PNP Si TO 5	5 \$ 1.00
MP54 13 NPN Si TO 5	4/5 \$ 1.00

TTL IC SERIES	
7400-13	7446-68
7401-13	7447-68
7402-13	7448-68
7403-13	7449-68
7404-15	7473-28
7405-13	7474-28
7406-16	7475-45
7407-20	7476-30
7408-18	7480-31
7409-18	7483-85
7410-13	7485-87
7411-18	7486-28
7412-13	7489-1.25
7413-36	7490-42
7414-60	7491-58
7416-22	7492-43
7417-25	7493-43
7420-13	7494-67
7421-25	7495-65
7428-22	7496-65
7427-19	7497-90
7430-13	74107-28
7432-22	74121-29
7437-21	74122-38
7438-21	74123-45
7440-13	74125-40
7441-70	74126-40
7442-37	74150-94

DATA CASSETTES 1/2 HR \$ 95
22/44 Pin Solder Tail .156" Conn. \$1.95

MM 5387AA new clock chip which will directly drive LED's 1/24 hrs. 1 supply & alarm \$5.95	
NO. 30 WIRE WRAP WIRE SINGLE STRAND 100' \$1.40	
ALCO MINIATURE TOGGLE SWITCHES	
MTA 106 SPDT	\$ 1.95
MTA 206 DPDT	\$ 1.70
MTA 206 P-OPDT CENTER OFF	\$ 1.85
MSC 206 P-OPDT CENTER OFF	\$ 1.85
LEVER SWITCH	\$ 1.85

Full Wave Bridges		DIP SOCKETS	
PRV 2A	6A	8 PIN 17	24 PIN 35
100	1.20	14 PIN 20	28 PIN 40
200	1.25	16 PIN 22	40 PIN 60
400	1.50	18 PIN 25	

SANKEN AUDIO POWER AMPS	
\$ 1010 G 10 WATTS	\$ 7.80
\$ 1020 G 20 WATTS	\$15.70
\$ 1050 G 50 WATTS	\$28.50

TANTULUM CAPACITORS	
22UF 35V 5 \$1.00	6.8UF 35V 4 \$1.00
47UF 35V 5 \$1.00	10UF 10V \$.25
68UF 35V 5 \$1.00	22UF 25V \$.40
1UF 35V 5 \$1.00	15UF 35V 3/51.00
2.2UF 20V 5 \$1.00	30UF 5V 5/51.00
3.3UF 20V 4 \$1.00	47UF 20V \$.35
4.7UF 15V 5 \$1.00	68UF 15V \$.50
	100UF 10V \$.40

74LS SERIES		LINEAR CIRCUITS	
74LS00	19	74LS132	70
74LS02	19	74LS138	70
74LS04	21	74LS159	70
74LS08	21	74LS151	59
74LS10	21	74LS155	62
74LS16	21	74LS163	79
74LS20	20	74LS165	59
74LS24	20	74LS169	79
74LS28	20	74LS170	79
74LS30	21	74LS172	79
74LS32	21	74LS173	79
74LS34	21	74LS174	72
74LS37	20	74LS175	79
74LS38	20	74LS176	79
74LS39	21	74LS177	79
74LS42	21	74LS178	79
74LS44	21	74LS179	79
74LS45	21	74LS180	79
74LS47	21	74LS181	79
74LS48	21	74LS182	79
74LS49	21	74LS183	79
74LS50	21	74LS184	79
74LS51	21	74LS185	79
74LS52	21	74LS186	79
74LS53	21	74LS187	79
74LS54	21	74LS188	79
74LS55	21	74LS189	79
74LS56	21	74LS190	79
74LS57	21	74LS191	79
74LS58	21	74LS192	79
74LS59	21	74LS193	79
74LS60	21	74LS194	79
74LS61	21	74LS195	79
74LS62	21	74LS196	79
74LS63	21	74LS197	79
74LS64	21	74LS198	79
74LS65	21	74LS199	79
74LS66	21	74LS200	79
74LS67	21	74LS201	79
74LS68	21	74LS202	79
74LS69	21	74LS203	79
74LS70	21	74LS204	79
74LS71	21	74LS205	79
74LS72	21	74LS206	79
74LS73	21	74LS207	79
74LS74	21	74LS208	79
74LS75	21	74LS209	79
74LS76	21	74LS210	79
74LS77	21	74LS211	79
74LS78	21	74LS212	79
74LS79	21	74LS213	79
74LS80	21	74LS214	79
74LS81	21	74LS215	79
74LS82	21	74LS216	79
74LS83	21	74LS217	79
74LS84	21	74LS218	79
74LS85	21	74LS219	79
74LS86	21	74LS220	79
74LS87	21	74LS221	79
74LS88	21	74LS222	79
74LS89	21	74LS223	79
74LS90	21	74LS224	79
74LS91	21	74LS225	79
74LS92	21	74LS226	79
74LS93	21	74LS227	79
74LS94	21	74LS228	79
74LS95	21	74LS229	79
74LS96	21	74LS230	79
74LS97	21	74LS231	79
74LS98	21	74LS232	79
74LS99	21	74LS233	79
74LS100	21	74LS234	79
74LS101	21	74LS235	79
74LS102	21	74LS236	79
74LS103	21	74LS237	79
74LS104	21	74LS238	79
74LS105	21	74LS239	79
74LS106	21	74LS240	79
74LS107	21	74LS241	79
74LS108	21	74LS242	79
74LS109	21	74LS243	79
74LS110	21	74LS244	79
74LS111	21	74LS245	79
74LS112	21	74LS246	79
74LS113	21	74LS247	79
74LS114	21	74LS248	79
74LS115	21	74LS249	79
74LS116	21	74LS250	79
74LS117	21	74LS251	79
74LS118	21	74LS252	79
74LS119	21	74LS253	79
74LS120	21	74LS254	79
74LS121	21	74LS255	79
74LS122	21	74LS256	79
74LS123	21	74LS257	79
74LS124	21	74LS258	79
74LS125	21	74LS259	79
74LS126	21	74LS260	79

FAIRCHILD RED LED LAMPS

#FLV5057 Medium Size Clear Case RED EMISSION These are not retested off-spec units as sold by some of our competition. These are factory prime first quality new units



10 FOR \$1.95
50 FOR \$4.95

"WE BOUGHT 250,000 PCS."

COMPUTER KITS

We stock our own line of top quality computer kits

8K STATIC RAM (S-100) — \$129

16K STATIC RAM (S-100) — \$295

16K EPROM (2708) BOARD (S-100) — \$59.95

16K STATIC RAM (SWTPC 6800 SS-50) BOARD — \$295

ADDITIONAL DATA ON ANY KIT AVAILABLE ON REQUEST

NATIONAL SEMICONDUCTOR JUMBO CLOCK MODULE

MA1008A
BRAND NEW!



\$6.95

2 FOR \$13

(AC XFMR \$1.95)

- FEATURES
- FOUR JUMBO 1/2 INCH LED DISPLAYS
 - 12 HR REAL TIME FORMAT
 - 24 HR ALARM SIGNAL OUTPUT
 - 50 OR 60 HZ OPERATION
 - LED BRIGHTNESS CONTROL
 - POWER FAILURE INDICATOR
 - SLEEP & SNOOZE TIMERS
 - DIRECT LED DRIVE (LOW RFI)
 - COMES WITH FULL DATA

ASSEMBLED! NOT A KIT!

ZULU VERSION!
We have a limited number of the 24 HR Real time version of this module in stock
#MA1008D — \$9.95

PERFECT FOR USE WITH A TIMEBASE.

COMPARE AT UP TO TWICE OUR PRICE!

MANUFACTURER'S CLOSEOUT!

16K DYNAMIC RAM CHIP

16K X 1 Bits. 16 Pin Package. Same as Mostek 4116-4. 250 NS access. 410 NS cycle time. Our best price yet for this state of the art RAM. 32K and 64K RAM boards using this chip are readily available. These are new, fully guaranteed devices by a major mfg

\$14.95 each

8 FOR \$89.95

VERY LIMITED STOCK!

EXPERIMENTER'S CRYSTAL



262 144KHZ. This frequency is 2 to the 18th power. Easily divided down to any power of 2 and even to 1HZ. New by CTS-Knight. A \$5 value!

\$1.25 each

SALE!

1N4148 DIODES

High speed switching diodes. Silicon. Same as 1N914. Brand New. Full Leads. Prime!

100 FOR \$2 1000 FOR \$17.50

FAIRCHILD PNP "SUPER TRANSISTOR" 2N4402 TO-92 Plastic Silicon PNP Driver High Current VCEO-40 HFE-50 to 150 at 150 MA FT-150MHZ A Super BEEFED-UP Version of the 2N3906

8 FOR \$1

DISC CAPACITORS .1 MFD 16V. P.C. leads. Most popular value! By Sprague.

20 for \$1.00

Full Wave Bridge 4 Amp 200 PIV 69¢ea. 10/5.75

VOLTAGE SUPPRESSORS By Midwest: #67D5010 Silicon Carbide Varistors. These units grab voltage transients, spikes, surges, etc. For use on AC or DC in the range of 12 to 28 Volts. Small Size: 1/2 inch Disc with radial leads. For use across transformer secondaries, relays, etc. More rugged and reliable than silicon devices. Rated at 30 WATT-SEC 25 WATT CONT. Perfect for use on AC operated clocks and instruments

SPECIAL PURCHASE: 3 FOR \$1

FET SALE! 2N4304 Brand New N Channel Junction Fet BVGD0-30V IDSS-15 MA Typ 1500 uMHOS TO-18 Plastic Case Mfg by Teledyne

6 FOR \$1

TIP-30 POWER TRANSISTOR Prime new units TO-220 Case PNP silicon VCEO-40 IC-1AMP FT-3 MHZ 30 WATTS

3 FOR \$1

SURPLUS SPECIAL!

COMPUTER CAPACITOR By GE 36,000 MFD 15W VDC Small Size 4 1/2 x 1 1/2 inches SUPER DEAL! \$2.95 Each

3 FOR \$8

COMPUTER PARTS 8212 - 2.25 8255 - 6.95 2111AL-4 - 2.25 2708 - 9.95

Digital Research Corporation

(OF TEXAS)

P. O. BOX 401247 GARLAND, TEXAS 75040 • (214) 271-2461

TERMS: Add 30¢ postage, we pay balance. Orders under \$15 add 75¢ handling. No C.O.D. We accept Visa, MasterCard, and American Express cards. Tex. Res. add 5% Tax. Foreign orders (except Canada) add 20% P & H. 90 Day Money Back Guarantee on all items.

PRIME TTL & CMOS AT LOWEST PRICES

<p>74xx TTL</p> <p>7400 ... \$0.14 7401 ... 0.15 7402 ... 0.15 7403 ... 0.15 7404 ... 0.16 7405 ... 0.16 7406 ... 0.24 7407 ... 0.24 7408 ... 0.17 7409 ... 0.17 7410 ... 0.15 7411 ... 0.18 7412 ... 0.20 7413 ... 0.25 7414 ... 0.55 7416 ... 0.22 7417 ... 0.22 7420 ... 0.15 7421 ... 0.17 7423 ... 0.25 7425 ... 0.25 7426 ... 0.22 7427 ... 0.19 7430 ... 0.15 7432 ... 0.23 7437 ... 0.21 7438 ... 0.21 7439 ... 0.25 7440 ... 0.15 7441 ... 0.70 7442 ... 0.38 7443 ... 0.55 7444 ... 0.55 7445 ... 0.55 7446 ... 0.62 7447 ... 0.57 7448 ... 0.60 7450 ... 0.15 7451 ... 0.15 7453 ... 0.15 7454 ... 0.15 7459 ... 0.15 7460 ... 0.15 7470 ... 0.27 7472 ... 0.24 7473 ... 0.24 7474 ... 0.24 7475 ... 0.45 7476 ... 0.29</p>	<p>74181 ... 0.31 74182 ... 0.50 74183 ... 0.54 74185 ... 0.80 74186 ... 0.27 74189 ... 1.75 74190 ... 0.40 74191 ... 0.51 74192 ... 0.40 74193 ... 0.40 74194 ... 0.40 74195 ... 0.60 74196 ... 0.60 74197 ... 0.29 74198 ... 0.32 74199 ... 0.29 74200 ... 0.35 74201 ... 0.39 74202 ... 0.37 74203 ... 0.38 74204 ... 0.65 74205 ... 0.65 74206 ... 0.62 74207 ... 1.50 74208 ... 1.15 74209 ... 0.79 74210 ... 0.59 74211 ... 0.59 74212 ... 0.60 74213 ... 0.95 74214 ... 0.95 74215 ... 0.65 74216 ... 0.24 74217 ... 0.24 74218 ... 0.24 74219 ... 0.24 74220 ... 0.24 74221 ... 0.24 74222 ... 0.24 74223 ... 0.24 74224 ... 0.24 74225 ... 0.24 74226 ... 0.24 74227 ... 0.24 74228 ... 0.24 74229 ... 0.24 74230 ... 0.24 74231 ... 0.24 74232 ... 0.24 74233 ... 0.24 74234 ... 0.24 74235 ... 0.24 74236 ... 0.24 74237 ... 0.24 74238 ... 0.24 74239 ... 0.24 74240 ... 0.24 74241 ... 0.24 74242 ... 0.24 74243 ... 0.24 74244 ... 0.24 74245 ... 0.24 74246 ... 0.24 74247 ... 0.24 74248 ... 0.24 74249 ... 0.24 74250 ... 0.24 74251 ... 0.24 74252 ... 0.24 74253 ... 0.24 74254 ... 0.24 74255 ... 0.24 74256 ... 0.24 74257 ... 0.24 74258 ... 0.24 74259 ... 0.24 74260 ... 0.24 74261 ... 0.24 74262 ... 0.24 74263 ... 0.24 74264 ... 0.24 74265 ... 0.24 74266 ... 0.24 74267 ... 0.24 74268 ... 0.24 74269 ... 0.24 74270 ... 0.24 74271 ... 0.24 74272 ... 0.24 74273 ... 0.24 74274 ... 0.24 74275 ... 0.24 74276 ... 0.24 74277 ... 0.24 74278 ... 0.24 74279 ... 0.24 74280 ... 0.24 74281 ... 0.24 74282 ... 0.24 74283 ... 0.24 74284 ... 0.24 74285 ... 0.24 74286 ... 0.24 74287 ... 0.24 74288 ... 0.24 74289 ... 0.24 74290 ... 0.24 74291 ... 0.24 74292 ... 0.24 74293 ... 0.24 74294 ... 0.24 74295 ... 0.24 74296 ... 0.24 74297 ... 0.24 74298 ... 0.24 74299 ... 0.24 74300 ... 0.24 74301 ... 0.24 74302 ... 0.24 74303 ... 0.24 74304 ... 0.24 74305 ... 0.24 74306 ... 0.24 74307 ... 0.24 74308 ... 0.24 74309 ... 0.24 74310 ... 0.24 74311 ... 0.24 74312 ... 0.24 74313 ... 0.24 74314 ... 0.24 74315 ... 0.24 74316 ... 0.24 74317 ... 0.24 74318 ... 0.24 74319 ... 0.24 74320 ... 0.24 74321 ... 0.24 74322 ... 0.24 74323 ... 0.24 74324 ... 0.24 74325 ... 0.24 74326 ... 0.24 74327 ... 0.24 74328 ... 0.24 74329 ... 0.24 74330 ... 0.24 74331 ... 0.24 74332 ... 0.24 74333 ... 0.24 74334 ... 0.24 74335 ... 0.24 74336 ... 0.24 74337 ... 0.24 74338 ... 0.24 74339 ... 0.24 74340 ... 0.24 74341 ... 0.24 74342 ... 0.24 74343 ... 0.24 74344 ... 0.24 74345 ... 0.24 74346 ... 0.24 74347 ... 0.24 74348 ... 0.24 74349 ... 0.24 74350 ... 0.24 74351 ... 0.24 74352 ... 0.24 74353 ... 0.24 74354 ... 0.24 74355 ... 0.24 74356 ... 0.24 74357 ... 0.24 74358 ... 0.24 74359 ... 0.24 74360 ... 0.24 74361 ... 0.24 74362 ... 0.24 74363 ... 0.24 74364 ... 0.24 74365 ... 0.24 74366 ... 0.24 74367 ... 0.24 74368 ... 0.24 74369 ... 0.24 74370 ... 0.24 74371 ... 0.24 74372 ... 0.24 74373 ... 0.24 74374 ... 0.24 74375 ... 0.24 74376 ... 0.24 74377 ... 0.24 74378 ... 0.24 74379 ... 0.24 74380 ... 0.24 74381 ... 0.24 74382 ... 0.24 74383 ... 0.24 74384 ... 0.24 74385 ... 0.24 74386 ... 0.24 74387 ... 0.24 74388 ... 0.24 74389 ... 0.24 74390 ... 0.24 74391 ... 0.24 74392 ... 0.24 74393 ... 0.24 74394 ... 0.24 74395 ... 0.24 74396 ... 0.24 74397 ... 0.24 74398 ... 0.24 74399 ... 0.24 74400 ... 0.24</p>	<p>74LSxx TTL</p> <p>74LS00 ... \$0.21 74LS01 ... 0.27 74LS02 ... 0.21 74LS03 ... 0.21 74LS04 ... 0.24 74LS05 ... 0.24 74LS08 ... 0.23 74LS09 ... 0.23 74LS10 ... 0.21 74LS11 ... 0.21 74LS12 ... 0.27 74LS13 ... 0.40 74LS14 ... 0.85 74LS15 ... 0.26 74LS17 ... 0.23 74LS21 ... 0.23 74LS22 ... 0.23 74LS26 ... 0.31 74LS27 ... 0.26 74LS30 ... 0.23 74LS32 ... 0.30 74LS37 ... 0.31 74LS38 ... 0.31 74LS40 ... 0.26</p>	<p>74LS42 ... 0.60 74LS47 ... 0.75 74LS48 ... 0.72 74LS51 ... 0.25 74LS54 ... 0.25 74LS55 ... 0.25 74LS57 ... 0.38 74LS74 ... 0.35 74LS78 ... 0.36 74LS83 ... 0.75 74LS85 ... 1.30 74LS86 ... 0.36 74LS90 ... 0.50 74LS92 ... 0.50 74LS93 ... 0.50 74LS95 ... 0.85 74LS96 ... 0.35 74LS98 ... 0.90 74LS99 ... 0.90 74LS102 ... 0.35 74LS103 ... 0.35 74LS104 ... 0.35 74LS109 ... 0.35 74LS112 ... 0.35 74LS113 ... 0.35 74LS114 ... 0.35 74LS123 ... 0.90 74LS125 ... 0.46 74LS126 ... 0.46 74LS132 ... 0.72 74LS133 ... 0.34 74LS136 ... 0.35 74LS138 ... 0.70 74LS139 ... 0.70 74LS151 ... 0.65 74LS152 ... 0.65 74LS153 ... 0.66 74LS154 ... 1.00 74LS156 ... 0.62 74LS156 ... 0.62 74LS157 ... 0.62 74LS158 ... 0.70 74LS160 ... 0.82 74LS161 ... 0.82 74LS162 ... 0.82 74LS163 ... 0.82 74LS164 ... 0.98 74LS168 ... 0.83 74LS169 ... 0.83 74LS170 ... 1.60 74LS171 ... 1.60 74LS174 ... 0.75 74LS175 ... 0.75 74LS181 ... 2.50 74LS190 ... 0.90 74LS191 ... 0.90</p>	<p>74LS192 ... 0.90 74LS193 ... 0.90 74LS194 ... 0.85 74LS195 ... 0.50 74LS196 ... 0.80 74LS197 ... 0.80 74LS221 ... 1.05 74LS253 ... 0.80 74LS253 ... 0.80 74LS257 ... 0.70 74LS258 ... 0.70 74LS260 ... 0.34 74LS266 ... 0.26 74LS279 ... 0.52 74LS283 ... 0.72 74LS290 ... 0.60 74LS295 ... 0.90 74LS298 ... 0.90 74LS365 ... 0.52 74LS366 ... 0.52 74LS367 ... 0.52 74LS368 ... 0.52 74LS386 ... 0.36 74LS390 ... 1.65 74LS393 ... 1.35 74LS490 ... 1.10 74LS670 ... 2.29</p>	<p>74Sxx TTL</p> <p>74S00 ... \$0.35 74S02 ... 0.35 74S03 ... 0.35 74S04 ... 0.36 74S05 ... 0.36 74S08 ... 0.38 74S09 ... 0.38 74S10 ... 0.35 74S11 ... 0.38 74S15 ... 0.38 74S20 ... 0.35 74S22 ... 0.36 74S30 ... 0.27 74S32 ... 0.50 74S40 ... 0.35 74S51 ... 0.17 74S60 ... 0.35 74S64 ... 0.38 74S65 ... 0.38 74S74 ... 0.58 74S76 ... 0.58</p>	<p>74S78 ... 0.58 74S112 ... 0.58 74S113 ... 0.58 74S114 ... 0.58 74S132 ... 0.75 74S133 ... 0.38 74S134 ... 0.38 74S135 ... 0.49 74S138 ... 0.77 74S139 ... 1.50 74S140 ... 0.47 74S151 ... 1.25 74S153 ... 2.10 74S157 ... 0.75 74S158 ... 1.25 74S174 ... 1.50 74S175 ... 1.45 74S189 ... 2.75 74S194 ... 1.75 74S200 ... 3.25 74S206 ... 3.95 74S253 ... 0.75 74S257 ... 1.15 74S258 ... 1.15 74S280 ... 2.25 74S287 ... 3.20 74S289 ... 3.55 74S300 ... 1.60 74S305 ... 1.90 74S310 ... 2.85 74S312 ... 1.05 74S313 ... 1.55 74S316 ... 2.80 74S341 ... 4.10 74S342 ... 1.20 74S343 ... 4.95 74S346 ... 1.25 74S362 ... 2.15 74S387 ... 4.70</p>	<p>74C48 ... 0.96 74C73 ... 0.62 74C74 ... 0.48 74C76 ... 0.68 74C83 ... 1.28 74C85 ... 1.20 74C86 ... 0.40 74C89 ... 3.95 74C90 ... 0.92 74C93 ... 0.92 74C95 ... 1.04 74C107 ... 0.68 74C151 ... 1.78 74C154 ... 2.90 74C157 ... 1.78 74C160 ... 1.08 74C161 ... 1.08 74C162 ... 1.08 74C163 ... 1.08 74C164 ... 1.08 74C165 ... 1.08 74C173 ... 1.16 74C174 ... 1.08 74C175 ... 1.04 74C192 ... 1.30 74C193 ... 1.30 74C195 ... 1.10 74C200 ... 7.50 74C221 ... 1.38 74C201 ... 0.48 74C902 ... 0.48 74C904 ... 0.48 74C905 ... 6.00 74C906 ... 0.48 74C907 ... 0.48 74C908 ... 0.96 74C909 ... 1.78 74C910 ... 6.00 74C914 ... 0.90 74C918 ... 1.16 74C925 ... 7.80 74C926 ... 7.80 74C927 ... 7.80 74C928 ... 7.80</p>	<p>4007 ... 0.16 4008 ... 0.74 4009 ... 0.35 4010 ... 0.35 4011 ... 0.16 4012 ... 0.16 4013 ... 0.31 4014 ... 0.73 4015 ... 0.73 4016 ... 0.28 4017 ... 0.78 4018 ... 0.78 4019 ... 0.21 4020 ... 0.83 4021 ... 0.83 4022 ... 0.83 4023 ... 0.16 4024 ... 0.66 4025 ... 0.16 4027 ... 0.37 4028 ... 0.73 4029 ... 0.98 4030 ... 0.21 4031 ... 2.97 4034 ... 2.75 4035 ... 0.84 4040 ... 0.86 4041 ... 0.64 4042 ... 0.64 4043 ... 0.62 4044 ... 0.62 4046 ... 1.35 4047 ... 1.45 4048 ... 0.95 4049 ... 0.33 4050 ... 0.33 4051 ... 0.89 4052 ... 0.89 4053 ... 0.89 4060 ... 1.40 4066 ... 0.54 4068 ... 0.34 4069 ... 0.26 4070 ... 0.40 4071 ... 0.19 4073 ... 0.21 4075 ... 0.21 4076 ... 0.46 4077 ... 0.35 4081 ... 0.19 4085 ... 0.84</p>	<p>4086 ... 0.64 4089 ... 2.75 4093 ... 1.55 4099 ... 2.10 4104 ... 2.40 4503 ... 0.98 4507 ... 0.37 4510 ... 0.95 4511 ... 0.93 4512 ... 0.64 4516 ... 0.76 4518 ... 0.76 4519 ... 0.62 4520 ... 0.68 4521 ... 1.48 4528 ... 0.86 4532 ... 0.86 4539 ... 1.10 4555 ... 0.67 4556 ... 0.88 4582 ... 0.88 4584 ... 0.74 4702 ... 7.10 4703 ... 8.25 4704 ... 7.30 4705 ... 9.25 4706 ... 9.75 4707 ... 9.25 4708 ... 14.35 4710 ... 6.40 4720 ... 6.95 4721 ... 31.35 4723 ... 0.93 4724 ... 1.29 4725 ... 1.29 40014 ... 0.72 40085 ... 1.47 40097 ... 0.54 40098 ... 0.54 40106 ... 0.90 40160 ... 1.08 40161 ... 1.08 40162 ... 1.08 40163 ... 1.08 40174 ... 1.08</p>
---	---	---	---	---	---	---	---	--	--

VOLUME DISCOUNT SCHEDULE

Merchandise Total	Discount
\$ 0.00 - \$ 9.99	NET
\$ 10.00 - \$ 24.99	LESS 5%
\$ 25.00 - \$ 99.99	LESS 10%
\$ 100.00 - \$499.99	LESS 15%
\$ 500.00 - \$999.99	LESS 20%
\$1000.00 and Up	LESS 25%

STANDARD SHIPPING CHARGE

If your Merchandise Total is between:

\$ 0.00 - \$ 4.99	add \$2.00
\$ 5.00 - \$24.99	add \$1.00
\$ 25.00 - \$49.99	add \$0.75
\$ 50.00 - \$99.99	add \$0.50
\$100 and Up	ND CHARGE

The above charges include shipping via First Class Mail or UPS (your choice), and insurance on all domestic shipments.

SPECIAL SHIPPING CHARGES

COD	\$1.00-additional
UPS Blue	\$2.00-additional
Postal Insurance	\$1.00-additional
Special Delivery	\$1.25-additional

INTERNATIONAL COMPONENTS CORPORATION

P. O. BOX 1837
COLUMBIA, MO 65201
PHONE: (314) 474-9485





We're Expanding . . . We're Growing with our Biggest "ONE PENNY GETS YOU TWO"

* Buy any \$1 item on this page and choose 2nd item for only one penny!

HOW TO ORDER
When ordering, always use catalog number, type, no., the name of the magazine you are ordering from and the month

PLESSEY CAPS

10 for \$1 20 for \$1.01

Units unmarked so please order only same values per item. All 100VDC. Cat. No. 5399A

Mfd	Mfd	Mfd
0015	008	.27
.01	.1	1.47
.015	.12	1.00
.047	.12	1.00

ONE DOLLAR PLUS A PENNY GETS YOU TWO

TWO DOLLARS PLUS A PENNY GETS YOU TWO

50 IF TRANSFORMERS, ass't sizes (#3596)	1.00	50 for 1.01
30 RADIO AND TV KNOBS, ass't styles, sizes (#2177)	1.00	100 for 1.01
50 TUBULAR CAPACITORS, ass't volts and sizes (#8219)	1.00	100 for 1.01
50 LOW NOISE RESISTORS 1/4, 1/2 W, MFI, etc (#220)	1.00	80 for 1.01
40 POWER RESISTORS 1/2, 5/8 W, ass't pop sizes (#228)	1.00	50 for 1.01
\$25 SURPRISE, all kinds of parts in a pack (#294)	1.00	24 for 1.01
12 PANEL SWITCHES, rotary, slide, toggle, etc (#B295)	1.00	100 for 1.01
50 COILS AND CHOKES, HI, para, etc (#B297)	1.00	100 for 1.01
50 TERMINAL STRIPS, 2 to 4 solder lugs (#B33)	1.00	100 for 1.01
50 PRECISION RESISTORS, 1/4 W, 1%, ass't (#B36)	1.00	100 for 1.01
50 MICA CAPACITORS, ass't values (#B37)	1.00	100 for 1.01
10 SETS RCA PLUGS AND JACKS, phone (#B402)	1.00	20 for 1.01
50 DISC CAPACITORS, ass't volt/size (#B437)	1.00	100 for 1.01
20 TRANSISTOR ELECTRO'S, ass't up and ex (#B454)	1.00	100 for 1.01
75 HALF WATERS, resistors, color coded, ass't (#B454)	1.00	150 for 1.01
35 SILVER MICAS, red backs, axial, ass't (#B455)	1.00	70 for 1.01
5-50 AMP RECT, ass't volts, for 25, 100 (#172)	1.00	10 for 1.01
100 GERMANIUM OXIDES, axial leads, u test (#182)	1.00	100 for 1.01
100-25 STABISTORS, Regulator, sensing and computer, axial, excellent yield (#3140)	1.00	200 for 1.01
100 PRINTED CIRCUIT 1/2 WATT RESISTORS, ass't (#U1060)	1.00	200 for 1.01
12 TRANSISTOR SOCKETS, ass't non and pop types (#1063)	1.00	24 for 1.01
50-3 AMP SILICON RECTIFIERS, axial, ass't V (#U165)	1.00	200 for 1.01
50 POLYETHYLENE CAPS, plastic coated, prec. (#U1052)	1.00	20 for 1.01
10 NE-2 bulbs, for 110vac projects, hobby, etc (#U122)	1.00	20 for 1.01
10 PROTECTORS, 1/2, 1 W, 100 (#U158)	1.00	12 for 1.01
6 2N915 UHF TO 18 TRANSISTORS (#U1423)	1.00	60 for 1.01
30 MOLEX CONNECTORS, nylon, ass't sizes (#5642)	1.00	60 for 1.01
50-MINI BLOCK CAPACITORS, Erie, red square discs, Ass't values (#3528)	1.00	200 for 1.01
6-CALCULATOR JACKS, standard threads 3 terminals (#2316)	1.00	12 for 1.01
50 ONE AMP ZENER DIODES, ass't axial, u test (#U1665)	1.00	100 for 1.01
5-PA-263 THREE WATT PC BOARDS, for amps (#U2013)	1.00	10 for 1.01
5-MICRO MINI SLIDE SWITCHES, SPDT (#U2354)	1.00	10 for 1.01
5 MINI MOTORS, 1/4, 1/2 W, for many hobby projects (#U2584)	1.00	10 for 1.01
50 IN4000 RECTIFIERS, ass't to 800V, u test (#U2584)	1.00	100 for 1.01
15 PRINTED CIRCUIT BOARDS, ass't sizes, hobby (#U2010)	1.00	30 for 1.01
2 MERCURY SWITCHES, silent touch, SPST (#U2823)	1.00	4 for 1.01
6 ITS A SNAP, 1/2 VDC BATTERY, ass't red/black lead (#U2828)	1.00	12 for 1.01
8 1400 VOLT "RED BALL" RECTIFIERS, axial 1 AMP (#U2590)	1.00	16 for 1.01
20 IN4148 SWITCHING DIODES, 4 nsec, axial (#U3000)	1.00	16 for 1.01
6-10 AMP QUADRACS, w/trigger diode, color coded (#U3062)	1.00	12 for 1.01
5 MICRO SWITCHES, ass't types (#U3071)	1.00	80 for 1.01
40 SQUARE DISC STYLE CHOKES, color coded (#U3203)	1.00	80 for 1.01
30 TRANSISTORS T092 2N4400 series, u test (#U3291)	1.00	60 for 1.01
4-TRANSISTORS TRANSFORMERS, audio, inter, etc mini (#U3295)	1.00	8 for 1.01
15 PRINTED CIRCUIT BOARDS, ass't values, etc (#U3346)	1.00	30 for 1.01
6 UTILITY AC OUTLET JACKS, HI, equip, etc (#U3582)	1.00	30 for 1.01
7-PC CABLE, 1 cond shielded, 1/4, for phone (#U3653)	1.00	40 for 1.01
7-2N3055 ROBBY NPN TRANSISTORS, TO-3 (#U3771)	1.00	14 for 1.01
10-FMP 30 WATT TRANSISTORS, hobby (#U3772)	1.00	20 for 1.01
50 TUBE SOCKETS, 4, 5, 6, 7 pin tubes, ass't (#U3839)	1.00	20 for 1.01
1-10 AMP POWER TAB QUADRA, 200 PWR, TO-220, 2/trigger (#1590)	1.00	2 for 1.01
10-BULLET RECTIFIERS, 2 amp, 200V, axial (#84)	1.00	20 for 1.01
2-MANIA BATTERY, 1.5V, 200mAh, 1/2 (#1593)	1.00	40 for 1.01
10-READOUTS, MAN 3, common cath, LED, the claw, RED (#386)	1.00	4 for 1.01
8-LEDs, ass't sizes and shapes, red, green, yellow, amber (#386)	1.00	20 for 1.01
PHOTO FLASH ELECTRO, CAP, 600 MF @ 360 V (#3897)	1.00	2 for 1.01
2-CIRCUIT BREAKERS, glass sealed, axial, rated 1 amp (#3905)	1.00	4 for 1.01
7-2N3055 ROBBY NPN TRANSISTORS, TO-3 (#U3771)	1.00	20 for 1.01
5-CB CRYSTALS, orig. used w/synthesizer, ass't, freq, HC-18/U holder (#5051)	1.00	10 for 1.01
4-PUSH BUTTON, SPST, PANEL, N.C. 125V 1 A (#5289)	1.00	8 for 1.01
10-INSTRUMENT KNOBS, ass't styles and colors, w/ shaft (#5121)	1.00	8 for 1.01
4-TAPE HEADS, HI type (#5182)	1.00	8 for 1.01
5-TANTALUM ELECTROS, TEARDROP style, 2.2uF @ 25V (#5205)	1.00	8 for 1.01
2-NLINE FUSE HOLDERS, complete w/5 amp fuse (#5213)	1.00	4 for 1.01
30-4" CABLE TIES, non-slip white plastic (#5217)	1.00	60 for 1.01
30pc-HEAT SHRINK, 3/4", 20%, shrinkage (#5248)	1.00	40 for 1.01
20 TOROIDS, some with coils (#5431)	1.00	30 for 1.01
15-15V ZENERS, 400ma, axial, glass case (#5404)	1.00	4 for 1.01
2-ALUMINUM BATTERY, 1.5V, 200mAh, 1/2 (#5338)	1.00	4 for 1.01
2-5-1V, 5%, 10W, STUD ZENER, DO-4 case (#5287)	1.00	4 for 1.01
12-SKINNY TRIM TOS, PRECISION, ass't styles, values 50% yield (#3389)	1.00	120 for 1.01
60pc-PRECUT, PRETINUED RIB, various lengths and colors (#1971)	1.00	120 for 1.01
50-MINI BLOCK CAPACITORS, Erie, red square discs, Ass't values (#3528)	1.00	16 for 1.01
8-TRANSISTOR AUDIO CARTRIDGES, PC appl, vert, 1/8W, color coded (#2235)	1.00	20 for 1.01
10-5K POTs, audio taper, plastic snap-in mounting (#5124)	1.00	20 for 1.01
10-1/2 WEG DUAL POTs, audio taper, "snap-in" mtnt (#5125)	1.00	10 for 1.01
50-1 AMP CRYSTAL OSC, ass't values, untreated (#1964)	1.00	24 for 1.01
12-SCR'S & TRIACS, 10 AMP, ass't values, untreated (#1964)	1.00	24 for 1.01
3-QUADRACS, 10 AMP, 100% prime, 50-100-200V, TO-220 (#5048)	1.00	40 for 1.01
20-MINI RECTIFIERS, 1/2 AMPs, 25V, epoxy, axial (#5374)	1.00	10 for 1.01
5-1N4007 500V MINI RECTIFIER, epoxy case, axial leads (#2383)	1.00	10 for 1.01
50-MOLEX CONNECTOR Type III, 933-4, makes 10 pin sockets (#1609)	1.00	20 for 1.01
2-T.V. CHEATER CORDS, for AC power, w/6 cable (#5552)	1.00	20 for 1.01
10-T.V. CHEATER CORD JACKS, for use with above (#5520)	1.00	40 for 1.01
10-1 AMP 200V MINI RECTIFIER, IN4003, epoxy case, axial leads (#2378)	1.00	4 for 1.01
2-1.5V SILVER OXIDE WATCH BATTERIES, 30mAh, 21 style (#3956)	1.00	24 for 1.01
3-LCD WATCH READOUTS, 3 1/2" digits, 7 seg, dim 1/4 x 1" (#5066)	1.00	20 for 1.01
10-IC DICE CHIP, complete circuitry, ass't sizes (#5065)	1.00	4 for 1.01
2-100MHz BARRETT CRYSTALS, spec'd, 104.067, 104.092, or 114.000 kHz (#3896)	1.00	24 for 1.01
12-1.5V LAMP AND SOCKET SET, 200ma, T2 style (#3956)	1.00	20 for 1.01
10-RCA PHONO JACKS, chassis mount, teflon base (#5119)	1.00	20 for 1.01
10-COAXIAL PIN HEAD LEADS, RED (#5617)	1.00	20 for 1.01
5-DIGIT 7-SEGMENT READOUTS, in flat pak case (#5616)	1.00	8 for 1.01
4-W "BLOCK TRY" SOCKETS, 5K to 200K (#2536)	1.00	8 for 1.01
1 "FOTO-FET" N CHANNEL Crystallogene, J-Sealed Effect Transistors (#1169)	1.00	20 for 1.01
1-VOLTAGE REGULATOR, TD202 case, 12V 600MA (#1900)	1.00	2 for 1.01
1-3 DIGITS 50 MHz, LED, RAD, DL 33 (#1887)	1.00	2 for 1.01
1-MMS262K DYNAMIC RAM, epoxy type 3 (#1372)	1.00	2 for 1.01
10-2N711 HIGH SPEED SWITCHING TRANSISTORS, TO18, npn (#3374)	1.00	4 for 1.01
4-24 PIN IC SOCKETS (#2168)	1.00	8 for 1.01
1-MMS725 4 FUNCTION CALCULATOR CHIP, 100% (#2036)	1.00	2 for 1.01
1-MMS202 ERASABLE PROM, 100% (#1525)	1.00	1 for 1.01
3-10 AMP ZENERS, 1/2 W, 100V, axial, glass case (#2447)	1.00	6 for 1.01
10-2N3565 RF TRANSISTORS, TO105, 2N5133 (#1372)	1.00	20 for 1.01
10-LINEAR SWITCHING TRANSISTORS, 2N2805, pop, TOS (#3375)	1.00	20 for 1.01
50-2 AMP CYLINDRICAL RECT, up to 1W, u test (#4006)	1.00	100 for 1.01
5-OPEN FINGER READOUTS, LED, red, some segs missing mostly duals (#3952)	1.00	10 for 1.01
10-2N2222 or equiv., TO-18 metal case (#1992)	1.00	20 for 1.01
40-TERMINALS, incl. ring and spade types, for 12 to 20 wire (#3955)	1.00	80 for 1.01
10-DATA ENTRY SWITCHES, SPST, 1/2 W, 125V norm open (#3961)	1.00	20 for 1.01
10-FLUORIDE READOUT TUBES, w/leads (#3288)	1.00	20 for 1.01
10-2N3704 T092 TRANSISTORS (#3505)	1.00	20 for 1.01
1-2N5001 80V TRANSISTORS STUD (#2800)	1.00	2 for 1.01

100-CAPACITOR SPECIAL, discs, mylar, lytcos, more (#2738)	2.00	200 for 2.01
10-VOLTAGE REGULATORS, hobby LM320, 340, TO-3 (#3303)	2.00	20 for 2.01
30-PANEL SWITCHES, slides, rotaries, mod, etc (#3268)	2.00	80 for 2.01
20-RESISTOR SPECIAL, 1/4 to 1 W, carbon, metal (#3094)	2.00	400 for 2.01
200-HALF WATERS, resistors, carbon, metal (#3094)	2.00	400 for 2.01
100-ANTENNA IC BONANZA, linear, 7400A ROMS (#2800)	2.00	200 for 2.01
18-LM340T VOLTAGE REGULATORS, 5 to 24V, TO-220 (#2638)	2.00	30 for 2.01
100-POLYETHYLENE CAPS, ass't values, voltage, HI-Q (#2729)	2.00	200 for 2.01
50-THERMISTORS, resistors that change with temp (#4089)	2.00	100 for 2.01
20-BRIDGES, untested, 2, 4, 6 amp, full wave (#4022)	2.00	40 for 2.01
18-MIXED READOUTS, hobby, untested, 127, 3, 5, etc. (#3610)	2.00	30 for 2.01
150-CRYSTAL WATERS, resistors, metal film, marked (#3413)	2.00	300 for 2.01
100-PLASTIC TRANSISTORS, resistors, metal film, marked (#3413)	2.00	200 for 2.01
200-PREFORMED RESISTORS, 1/4, 1/2, 1W, marked, ass't (#2600)	2.00	300 for 2.01
150-PRECISION RESISTORS, 1/4, 1W, 1%, 2% marked (#2428)	2.00	300 for 2.01
80-PHOTO MIDLAS, shiny finish, ass't values (#2897)	2.00	120 for 2.01
30-VOLUME CONTROLS, audio, linear, opt'd values (#2421)	2.00	40 for 2.01
300-SILICON SIGNAL DIODES, metal, glass, zeners too 50% yield (#2628)	2.00	600 for 2.01
15-CLOCK CALCULATOR, may include MM5378, MM5375 (#5638)	2.00	30 for 2.01
150-UNMARKED CAPACITORS, push-to-break, opt, alarms (#8289)	2.00	20 for 2.01
12-MICROPROCESSORS, ass't values, HI-Q (#3639)	2.00	24 for 1.01
150-5A ZENERS, 400 MW, untested, better than 80% yield (#2740)	2.00	20 for 2.01
78-CARTRIDGE RESISTORS, 1/4, 1/2 watt, 5 & 10%, marked, ass't (#3534)	2.00	150 for 2.01
75-M7400 TTLs, 4000 series, polystyrene, molded, pop values (#3800)	2.00	60 for 2.01
30-PC TRIM POTENTIOMETERS, thumbwheel, untested (#2418)	2.00	20 for 2.01
100-TTL & LINEAR MIXERS, untested 80% yield, pop types (#3248)	2.00	20 for 2.01
10-CRYSTAL TUBES, plastic, like "Tyr-wrap" (#8218)	2.00	180 for 2.01
100-TERMINAL STRIPS, from 2 lugs up (#3138)	2.00	200 for 2.01
30-NE-2 NEON LAMPS, all 100% good (#2613)	2.00	80 for 2.01
80-PHOTO MIDLAS, shiny finish, ass't values (#2897)	2.00	6 for 2.01
10-CR CRYSTALS, for phase lock loop, HAM, MC 18 (#8008)	2.00	100 for 2.01
10-5A LAYER SHOCKLEY DIODES, Ass't pop, voltages (#1072)	2.00	100 for 2.01
100-MINI DIODES, untested 80% yield, pop types (#2418)	2.00	150 for 2.01
100-UNMARKED CAPACITORS, push-to-break, opt, alarms (#8289)	2.00	20 for 2.01
100-MINI AUDIO ICs, 2 wts on-dip 80% yield (#5284)	2.00	150 for 2.01
78-LINEAR, OP AMPS, untested 80% yield, amp-dip, minidip (#2418)	2.00	200 for 2.01
100-TTL & LINEAR MIXERS, untested 80% yield, pop types (#3248)	2.00	300 for 2.01
150-PREFORMED DISC CAPACITORS, untested 80% yield (#2600)	2.00	400 for 2.01
10-CALCULATOR KEYBOARDS, 20 keys and up (#3824)	2.00	80 for 2.01
2000-FACTORY REJECT DIODES, zeners, rect, signal, untested (#5368)	2.00	80 for 2.01
40-AZIAL ELECTRS, ass't values & capacitance, (#3227)	2.00	80 for 2.01
75-47 1/2 WATT RESISTORS, ass't values & capacitance, (#3228)	2.00	80 for 2.01
10-RED DISC SPECIAL, Erie, mostly marked, pop values (#5341)	2.00	300 for 2.01
"WATCH GUNPS", LED, who knows how good (#5267)	2.00	2 for 2.01
10 1000V 1 AMP RECTIFIERS, IN4007 (#2384)	2.00	20 for 2.01
50-100V 10A RECTIFIERS, ass't values, HI-Q (#3524)	2.00	300 for 2.01
25-POWER TAB TRANSISTORS, TO-202, 30 watt (#2425)	2.00	20 for 2.01
10 PUSH MICRO TOGGLE SWITCHES, spst (#5635)	2.00	20 for 2.01
100-MICRO TOGGLES, spst, dpdt, for panel, etc (#5636)	2.00	200 for 2.01
100-MINI BLOCK CAPACITORS, Erie, red square discs, Ass't values (#3528)	2.00	100 for 2.01
100-MINI BLOCK CAPACITORS, Erie, red square discs, Ass't values (#3528)	2.00	40 for 2.01
10TV-FM 300 OHM TWIN LEAD SPLICERS (#5477)	2.00	20 for 2.01
2-5V MICRO BATTERY CHARGER, 110vac in (#4098)	2.00	2 for 2.01
4 MIKE HOLDERS, for CB's and other mobile rigs (#5634)	2.00	20 for 2.01
10 PLESSEY CAPS, 1M @ 100V 1% @ CERAMICS (unmarked) (#5633)	2.00	20 for 2.01
100 PLESSEY CAPS, mixed values marked and unmarked (#5613)	2.00	50 for 2.01

LINEAR AND SPECIAL IC SALE

Order by Type Number

TYPE	SALE	2 for
PA-263	1.50	1.51
LM-263	1.50	1.51
LM-558	1.50	1.51
LM-703H	.75	.40
LM-709H	.75	.40
LM-710H	.75	.40
LM-711H	.75	.40
1800	.39	.80
5262	.89	.80
75482	.89	.80

* 2 watt amp

ZENERS! Order by Cat. No. 5210A & voltage & wattage

1 Watt	1.00	1.01
2 Watt	1.00	1.01
3 Watt	1.00	1.01
5 Watt	1.00	1.01
10 Watt	1.00	1.01
15 Watt	1.00	1.01

Order by Cat. No. 5210B

6 V	3 for 1.6 for 1.01
8.2 V	3 for 1.6 for 1.01
15 V	3 for 1.6 for 1.01
18 V	3 for 1.6 for 1.01
30 V	3 for 1.6 for 1.01

LYTIC KLINIC ELECTRO'S

Order by Cat. No. & voltage and value

UF	10	15	25	50	100	200	500	1000
10	15	25	50	100	200	500	1000	2000
10	15	25	50	100	200	500	1000	2000
10	15	25	50	100	200	500	1000	2000
10	15	25	50	100	200	500	1000	2000

All PC type except for noted "Axial"

WE'RE OVERLOADED WITH BRAND NEW IC'S

SN7401	1.18	1.19	1.20
SN7402	.29	.30	.31
SN7403	.29	.30	.31
SN7410	.18	.19	.20
SN7420	.20	.21	.22
SN7426	.29	.30	.31
SN7437	.25	.26	.27
SN7440	.20	.21	.22
SN7450	.20	.21	.22
SN7455	.20	.21	.22
SN7464	.20	.21	.22

RIBBON CABLE AT THIN PRICES

Cond	10 ft	1.98	20 ft	1.99
14	8 ft	1.98	16 ft	1.99
20	5 ft	1.98	10 ft	1.99
25	4 ft	1.98	8 ft	1.99
26	4 ft	1.98	8 ft	1.99
34	3 ft	1.98	6 ft	1.99
36	3 ft	1.98	6 ft	1.99
48	2 ft	1.98	4 ft	1.99
50	2 ft	1.98	4 ft	1.99
60	1 ft			



Thousands of Communications Electronics customers **OWN A BEARCAT® SCANNER.** But since we've introduced the Bearcat® 250 crystalless 15,600 frequency, 50 channel synthesized scanner, our specifications have been improved:

- Sensitivity**
0.4 microvolts for 12dB SINAD on VHF bands. UHF band slightly less
- Selectivity**
Better than -60dB @ ±25 KHz
- Audio Output**
At least 2.0 Watts rms
- Audio Quality**
The BC-250 audio is more noise-free and suffers less distortion than comparable models by a margin of 10dB or more
- Image Rejection**
The BC-250 rejects image frequencies by at least 8dB better in all bands than comparable models

This month, **we've got a special price** on the Bearcat® 250. Now, you can own this fantastic professional monitor for only \$319.00. That's a **savings of over \$80.00**. Order now for Christmas. To start Bearcatting, Master Charge and Visa card holders may call and **order toll free 800-521-4414**. Outside the U.S. and Michigan dial 313-994-4441. To order by mail, send \$319.00 plus \$5.00 for U.S. U.P.S. shipping. Foreign orders invited at slightly higher cost. Mail your orders or requests for a **free catalog** completely describing all Bearcat® scanners to: **Communications Electronics, Box 1002, Dept. HF1, Ann Arbor, Michigan 48106 U.S.A.** Bearcat® is a registered trademark of Masco Corporation of Indiana. Copyright ©1978 Communications Electronics

CIRCLE NO. 58 ON FREE INFORMATION CARD

NEW! 32Kx8 boards...


Cost-effective, low power, reliable memory... backed with a 1 year warranty. Available as unkit; (sockets, bypass caps pre-soldered in place for easy assembly), assembled/tested, or qualified under the Certified System Component (CSC) program. CSC boards are burned-in for 200 hours and immediately replaced if failure occurs within 1 year of invoice date.

Name	Storage	Design	Buss	Guar. Speed	Unkit	Assm	CSC
ECONORAM X™	32K X 8	static	S-100	4 MHz	\$599	\$649	\$789
ECONORAM IX™	32K X 8	static	DigGrp	4 MHz	\$650	N/A	N/A
ECONORAM XI™	32K X 8	static	SBC	4 MHz	N/A	N/A	\$1050

We have other Econoram's, too...

ECONORAM II™	8K X 8	static	S-100	2 MHz	\$139	\$159	N/A
ECONORAM IV™	16K X 8	static	S-100	4 MHz	\$279	\$314	\$414
ECONORAM VI™	12K X 8	static	H8	2 MHz	\$200	N/A	N/A
ECONORAM VII™	24K X 8	static	S-100	4 MHz	\$445	\$485	\$605

MA1003 with case \$19.95!



What's better than an MA1003? An MA1003 in a case. Woodgrain front, mtg. bracket & hardware, and blue filter included. Case available separately for \$5.95.

TRS-80 Conversion Kit \$109 (3/\$320)

Our kit includes DIP shunts, 250 ns chips for 4 MHz operation, and 1 year guarantee. Upgrades 4K TRS-80 to 16K or populates Memory Expansion Module - our novice level instructions show you how. Also suitable for APPLE computers.

MEMORY SPECIAL: 2102-L1 (high speed/low power) 1K STATIC RAM NOW ONLY 99¢ EACH (sorry, only good on order of 10 or more)

TERMS: Orders under \$15 add \$1. Cal. res. add tax. VISA® /Master charge® (\$1.50 min) call (415) 562-0636. 24 hrs. Allow 5% shipping, excess refunded. COD OK with street address for UPS.



BILL GODBOUT ELECTRONICS
 BOX 2355 OAKLAND AIRPORT, CA 94614

SEND FOR OUR FREE FLYER
 (OR SEND 41¢ IN STAMPS FOR 1ST CLASS DELIVERY)
 CIRCLE NO. 20 ON FREE INFORMATION CARD

INTERNATIONAL ELECTRONICS UNLIMITED

METAL FILM RESISTORS *Rohm*

445 VALUES IN STOCK - 10 ohm to 475K ohm
 ± 1% ¼ WATT CRA ¼ (RN60)
 TEMP. COEF. ± 50 PPM/°C

TOTAL QTY	PRICE (each)	PRICE (Min 10 per value)	PRICE (Min 25 per value)	PRICE (Min 100 per value)
1-99	25ea	70ea	2.35/25	1.07/100
100-999	70ea	13ea	2.14/25	1.07/100
1000	13ea	13ea	2.14/25	1.07/100

CARBON FILM RESISTORS *Rohm*

QTY.	PRICE (each)	PRICE (Minimum 10 per value)	PRICE (Minimum 100 per value)
0-10	\$.10 ea		
10-100	\$.10 ea	4.05 ea	\$1.00-100
100-1000		5.04 ea	\$1.00-100
1000			\$2.50-100

CERAMIC CAPACITORS

1pf	22nf	56pf	120nf	220pf	820pf	.0047uf	.030uf
5pf	27pf	68pf	150pf	390pf	.001uf	.01uf	.050uf
10pf	33pf	82pf	180pf	470pf	.0015uf	.015uf	.1uf
100pf	47pf	100pf	220pf	600pf	.003uf	.022uf	
				10pf-.050uf	.1uf		
				1-9 per value	\$.10	\$.15	
				10-99	.06	.10	
				100-	.05	.08	

POLYESTER FILM CAPACITORS

1-9	10-99	100-	1-9	10-99	100-		
.001u/100v	.12	.09	.06	.022u/100v	.13	.09	.07
.0033u/100v	.12	.09	.06	.0033u/50v	.13	.09	.07
.0047u/100v	.12	.09	.06	.013u/100v	.15	.09	.08
.01u/100v	.12	.09	.06	.047u/100v	.19	.16	.12
.015u/100v	.12	.09	.06	.1u/100v	.24	.20	.15
.018u/100v	.12	.09	.06	.22u/100v	.33	.20	.17
.02u/50v	.13	.08	.07	.33u/100v	.50	.30	.25

TANTALUM CAPACITORS


1-9	10-	1-9	10-	1-9	10-			
22u/35v	.25	.20	6.8u/6V	.30	.25	22u/16V	.45	.40
.33u/35v	.25	.20	6.8u/16V	.30	.25	33u/10V	.55	.50
1u/35v	.25	.20	6.8u/50V	.35	.30	47u/6V	.55	.50
2.2u/20V	.28	.23	10u/16V	.35	.30	47u/20V	.65	.65
2.2u/35V	.30	.25	10u/20V	.38	.33	56u/6V	.75	.65
3.3u/35V	.35	.30	15u/6.3V	.38	.33	100u/20V	1.45	
4.7u/16V	.30	.25	15u/20V	.45	.40			

write for info on kits of all above products

COMPLETE SATISFACTION GUARANTEED. SHIPMENT TO US AND CANADA PREPAID UNLESS INDICATED OTHERWISE. OTHER COUNTRIES ADD 10% EXCESS PREPAID. ORDERS SHIPPED IN 1 WORKING DAYS FROM RECEIPT. MINIMUM ORDER \$10.00

INTERNATIONAL ELECTRONICS UNLIMITED
 225 Broadway, Jackson, Ca. 95642

CIRCLE NO. 59 ON FREE INFORMATION CARD



THE NEW HOBBY WORLD CATALOG

Your source for factory prime, professional quality equipment. Computers, add-on boards, IC's, sockets, resistors, supplies, tools, test equipment,

books, and more. Shop your buy list at Hobby World. You'll find what you want, and at a solid savings. For example, look at this month's specials:

NEW FROM CALIFORNIA COMPUTER SYSTEMS!

16K STATIC RAM KIT, MODEL XVI.

IEEE S-100 compatible, requires only +5 Volts. 450 ns, fully buffered. Bank switching capability, Phantom Line, wait state, addressable in 4K blocks.

HOBBY WORLD PRICE ONLY \$265 KIT, \$27 BARE BOARD

16K MEMORY ADD-ON FOR APPLE, TRS-80 OR EXIDY SORCERER

HOBBY WORLD PRICE ONLY \$98 (specify when ordering)

C-10 DATA CASSETTES - PERFECT FOR TRS-80

PRICE ONLY \$2 EACH! 10 for \$17.50

SEND ME A FREE CATALOG!

Name _____
 Address _____
 City _____ State _____

Hobby World
 19355 Business Center Dr #6
 Northridge CA 91324

TELEPHONE ORDERS
 Inside Cal 213 886 9200
 Outside Cal 800 423 5387

CIRCLE NO. 24 ON FREE INFORMATION CARD

Original Japanese Replacement Parts for TV, Stereo and CB

25-UP 10-24 1-9			25-UP 10-24 1-9			25-UP 10-24 1-9			25-UP 10-24 1-9			25-UP 10-24 1-9			25-UP 10-24 1-9								
2SA102	29	34	39	2SC460	45	50	55	2SC1114	3.40	3.60	3.80	2SC2072	3.95	3.75	3.95	AN247P	2.40	2.60	2.90	TA7089P	1.95	2.15	2.45
2SA473	45	55	60	2SC481	1.25	1.35	1.45	2SC1116A	3.20	3.45	3.80	2SC2076	4.00	4.60	6.50	AN274	1.50	1.70	1.90	TA7092	4.40	4.80	5.40
2SA484	1.85	2.05	2.35	2SC482	1.25	1.35	1.45	2SC1124	80	85	95	2SC2081	85	105	115	AN313	4.20	4.40	4.60	TA7120P	1.45	1.65	1.85
2SA495	25	30	35	2SC485	1.25	1.35	1.45	2SC1127	80	85	95	2SC2092	1.75	1.95	2.20	AN315	1.75	1.95	2.20	TA7139P	1.55	1.75	1.95
2SA497	30	35	40	2SC495	45	55	60	2SC1162	70	75	85	2SC2098	3.00	3.20	3.45	BA511A	1.70	1.90	2.15	TA7153P	5.70	6.30	8.10
2SA509	30	35	40	2SC509	30	40	45	2SC1166	25	30	40	2SD72	5.00	6.00	6.5	BA521	1.85	2.05	2.35	TA7203P	2.45	2.60	2.85
2SA562	25	30	35	2SC517	2.90	3.10	3.25	2SC1173	50	65	70	2SD91	1.30	1.40	1.55	HA1151	1.4E	1.70	1.85	TA7205P	1.95	2.10	2.45
2SA664A	29	34	39	2SC535	30	35	40	2SC1178	10.90	12.40	13.80	2SD180	1.55	1.75	1.95	HA1156	1.60	1.75	1.95	TA7206P	1.55	1.75	1.95
2SA834	35	40	45	2SC620	45	50	55	2SC1209	25	35	40	2SD187	30	40	45	HA1322	2.40	2.60	2.90	TA7214P	3.90	4.20	4.50
2SA636	80	85	90	2SC632A	35	40	45	2SC1226	50	60	70	2SD218	2.95	3.20	3.45	HA1339	2.45	2.65	2.95	TA7218P	1.95	2.10	2.40
2SA643	30	35	40	2SC634A	40	45	50	2SC1237	1.70	1.90	2.15	2SD234	60	70	80	HA1339A	2.45	2.65	2.95	TA7609P	4.40	4.80	4.80
2SA673	30	40	45	2SC687A	3.20	3.50	3.90	2SC1239	2.10	2.65	2.85	2SD235	60	70	80	LA1222	2.20	2.30	2.50	TB8A105H	1.85	2.05	2.35
2SA678	40	50	55	2SC710	20	27	30	2SC1306	1.25	1.65	1.85	2SD261	30	35	40	LA4031P	1.75	1.95	2.20	TC5080P	4.80	5.00	5.60
2SA683	40	50	55	2SC711	20	27	30	2SC1307	2.15	2.65	2.85	2SD287	2.50	2.65	2.85	LA4032P	1.75	1.95	2.20	TC5081P	2.90	3.10	3.30
2SA684	40	50	55	2SC712	20	27	30	2SC1318	.30	40	45	2SD291	2.05	2.45	2.75	LA4220	2.25	2.40	2.55	TC5082P	3.30	3.45	3.80
2SA695	45	50	55	2SC717	35	40	45	2SC1354	.30	40	45	2SD313	60	65	70	LA4220	1.85	2.05	2.35	UHC001	4.90	5.10	5.60
2SA698A	50	60	65	2SC730	20	25	30	2SC1383	.30	40	45	2SD315	60	70	80	LA4310P	1.85	2.05	2.35	UHC002	4.90	5.10	5.60
2SA705	85	95	105	2SC732	20	25	30	2SC1384	.30	40	45	2SD325	60	65	75	LA4311P	1.75	1.95	2.20	UHC003	4.90	5.10	5.60
2SA720	30	35	40	2SC733	20	25	30	2SC1424	2.75	2.85	2.95	2SD330	69	79	89	MS1515P	1.95	2.10	2.40	UHC004	4.90	5.10	5.60
2SA733	25	27	30	2SC734	20	25	30	2SC1424A	1.00	1.10	1.20	2SD356	70	75	80	MN3001	13.20	14.85	16.50	UHC005	4.90	5.10	5.60
2SA747	4.15	4.35	4.85	2SC735	20	25	30	2SC1475	.85	.85	.95	2SD359	75	85	95	MN3002	9.25	10.40	11.55	UHC006	8.00	2.40	2.70
2SB22	45	50	55	2SC756	1.45	1.75	1.95	2SC1509	.66	.80	.85	2SD427	1.75	1.95	2.20	MN3003	5.64	6.34	7.04	UPC20C	2.00	2.40	2.70
2SB54	30	35	40	2SC756A	2.00	2.10	2.20	2SC1567A	60	85	75	2SD525	2.75	3.05	3.35	PLL02A	4.95	5.20	5.45	UPC141C	2.30	2.40	2.50
2SB77	30	40	45	2SC778	2.80	3.10	3.30	2SC1675	25	30	35	SG264A	7.00	7.40	7.80	PLL03A	5.64	6.24	6.84	UPC554C	1.60	1.70	1.80
2SB176	35	40	45	2SC781	1.95	2.15	2.45	2SC1678	1.25	1.40	1.55	SG609	4.10	4.30	4.50	UPC555H	1.60	1.70	1.80				
2SB186	20	27	30	2SC784	30	35	40	2SC1687	40	45	50	SK23	80	95	105	UPC572C	1.25	1.40	1.55				
2SB187	20	27	30	2SC789	75	85	95	2SC1727	1.20	1.25	1.30	SK307	60	65	75	UPC576	1.85	2.05	2.35				
2SB324	25	35	40	2SC793	1.95	2.15	2.45	2SC1728	80	95	100	SK341	1.25	1.40	1.55	UPC592H	75	85	95				
2SB367	1.10	1.20	1.35	2SC799	1.95	2.15	2.45	2SC1760	85	100	110	SK41	1.25	1.40	1.55	UPC1001H21	85	2.05	2.35				
2SB405	25	30	35	2SC828	20	27	30	2SC1775	30	35	40	SK45	1.25	1.40	1.55	UPC1008C	4.85	5.15	5.75				
2SB407	70	85	95	2SC829	20	27	30	2SC1818	1.45	1.70	1.95	SK565	60	65	75	UPC1020H	1.85	2.05	2.35				
2SB463	1.00	1.05	1.15	2SC839	30	35	40	2SC1908	25	35	40	SK522Y	1.60	1.70	1.80	UPC1025	1.85	2.05	2.35				
2SB474	70	80	90	2SC867A	4.00	4.25	4.50	2SC1909	2.00	2.55	2.75	SK541	1.25	1.40	1.55	UPC1028	1.40	1.62	1.80				
2SB507	70	80	90	2SC900	20	27	30	2SC1945	4.40	4.90	5.50	SK545	1.25	1.40	1.55	UPC1031H	5.52	5.74	2.98				
2SB511	70	75	85	2SC930	20	27	30	2SC1957	60	70	80	SK546	1.25	1.40	1.55	UPC1032H	1.70	1.85	2.10				
2SB557	2.05	2.45	2.75	2SC945	20	27	30	2SC1969	3.50	3.90	4.30	SK547	1.25	1.40	1.55	UPC1152H	2.90	3.10	3.30				
2SC183	40	50	55	2SC1000BL	35	40	45	2SC1975	60	65	70	SK548	3.30	3.40	3.70	UPC1156	1.85	2.05	2.35				
2SC184	40	50	55	2SC1013	45	60	65	2SC1975	1.25	1.65	1.85	SK549	1.70	1.85	1.55	UPD277C	8.70	8.90	9.10				
2SC312	20	27	30	2SC1014	50	60	65	2SC1974	1.25	1.65	1.85	SK550	1.25	1.40	1.55	UPC503P	7.90	8.30	9.40				
2SC373	20	27	30	2SC1018	70	75	85	2SC1975	1.25	1.65	1.85	SK551	1.25	1.40	1.55	UPC503P	7.90	8.30	9.40				
2SC380	20	27	30	2SC1030	1.80	2.05	2.35	2SC2009	75	80	85	SK552	1.25	1.40	1.55	UPD85C	8.00	10.0	7.20				
2SC382	30	40	45	2SC1056	4.50	4.70	4.90	2SC2021	55	60	65	SK553	1.25	1.40	1.55	UPD861C	8.70	8.90	9.10				
2SC394	25	30	35	2SC1060	65	75	85	2SC2028	50	60	65	SK554	1.25	1.40	1.55								
2SC458	20	27	30	2SC1061	70	80	90	2SC2029	1.45	1.75	1.95	SK555	1.25	1.40	1.55								
				2SC1096	45	50	55																

PRICES MAY CHANGE WITHOUT NOTICE COD ORDERS WELCOMED

Minimum order \$10.00 - N.J. Residents add 5% Sales Tax.
We pay postage for prepaid orders of \$50.00 or more.
Under \$50.00, add \$1.00, Canada \$1.50.
Quantity Discount Prices - Ask for our complete price list -
Manufacturer inquiries welcome - All parts guaranteed.

IMMEDIATE DELIVERY WITHIN 48 HOURS
ON ALL TRANSISTORS IN STOCK

TOLL FREE TELEPHONE

Nationwide 800/631-1250 Local 201/748-5089

HOURS: Mon. - Fri. 8 to 5:30 Sat. 8 to 1



NEW-TONE ELECTRONICS INTERNATIONAL
P. O. Box 1738, Bloomfield, N. J. 07003
New Jersey Phone: 201/748-6171

CIRCLE NO. 39 ON FREE INFORMATION CARD

CODE-A-PHONE
Telephone Answering Devices
Wiremote Command

Model 1400 \$199.95
Model 1500 \$249.95

SENCORE
TV-VTR-MATV
and Video Analyzer

Model V4A8 \$875.00
Req. \$975.00

CONTINENTAL SPECIALTIES
100 MHz 8-Digit Counter \$119.00
PS500 500MHZ Prescaler \$52.95

BK PRECISION Digital
Capacitance Meter

Model 820 \$110.50
Reg. \$130.00

LEADER Instruments Corp
Transistorized LCR Bridge

Model LCR 740 \$271.95
Req. \$310.00

BSR Changer
Accessories

\$24.95

WAHL
NEW ISO-TIP
"Quick Charge"

\$27.95

ISOPUP
6" x 9" 3-Way
Speaker

Model 7800 \$14.95

NLS
15 MHz Mini
Oscilloscope

Model MS 15 \$269.95
Reg. \$318.00

Ungar
Heat Gun

Req. \$65.00 \$46.50

Weller-Xcelite
Service Master Attache Style
Tool Kit

Model 99SM \$42.95

Weller-Xcelite
Tool Cases

MODEL TC 100/ST \$269.95
Req. \$318.00

Weller-Xcelite
Roll Kit

Model 99PR \$15.95

platt
Attach
Tool
Case

with 2 Removable Pallets
Model 600T \$65.00
Req. \$99.00

HICKOK
Function
Generator

Model 270 \$169.15
Req. \$199.00

Weller
Controlled
Output
Soldering
Station

Model WTC-P-N \$45.00
Req. \$75.00

SENCORE
POCKET CRICKET
TRANSISTOR/FEET TESTER

Req. \$125.00 \$99.95

Magnifier
LAMP

Model MG 10A \$49.50

700 Series
VOM Multimeters

20K ohm/v \$19.95
1K ohm/v \$9.95

30MHz
Portable
Frequency
Counter

Req. \$120.00 \$59.95

In-Dash
AM/FM 8 Track
Stereo

C-777 \$52.50

AM/FM
Cassette
Stereo

CAS 888 \$57.50

Transistor Tester

Model 100 \$22.00

Call TOLL FREE
(800) 645-9518

FORDHAM

858 Conklin St. Farmingdale, N.Y. 11735

CIRCLE NO. 19 ON FREE INFORMATION CARD

www.americanradiohistory.com

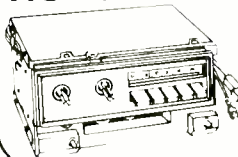
ABOUT YOUR SUBSCRIPTION

Your subscription to POPULAR ELECTRONICS is maintained on one of the world's most modern, efficient computer systems, and if you're like 99% of our subscribers, you'll never have any reason to complain about your subscription service.

We have found that when complaints do arise, the majority of them occur because people have written their names or addresses differently at different times. For example, if your subscription were listed under "William Jones, Cedar Lane, Middletown, Arizona," and you were to renew it as "Bill Jones, Cedar Lane, Middletown, Arizona," our computer would think that two separate subscriptions were involved, and it would start sending you two copies of POPULAR ELECTRONICS each month. Other examples of combinations of names that would confuse the computer would include: John Henry Smith and Henry Smith; and Mrs. Joseph Jones and Mary Jones. Minor differences in addresses can also lead to difficulties. For example, to the computer, 100 Second St. is not the same as 100 2nd St.

So, please, when you write us about your subscription, be sure to enclose the mailing label from the cover of the magazine—or else copy your name and address exactly as they appear on the mailing label. This will greatly reduce any chance of error, and we will be able to service your request much more quickly.

PUSHBUTTON AM AUTO RADIO 7⁹⁹



AU-580
 • All Are Brand New
 • Mts. In-Under Dash
 • With Volume and Tone Control
 • 12 VDC Neg. Grd.
 • Solid-State • 6 lbs

2400 FT. MYLAR RECORDING TAPE 79¢



Reg. 1²⁹ TA-974
 • Quality Mylar Tapes
 • 7" Reel
 • Made By Famous U.S. Mfr.
 • Supplied Less Storage Box
 • Shpg. wt. 1 lb

Olson 1000 OHMS PER VOLT TESTER 8⁹⁹



TE-184
 • Pocket Size Goes Anywhere
 • Easy to Read Meter

REPLACEMENT TONE ARM 69¢



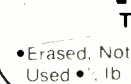
HF-035
 • For All Manual Portable Phonos
 • Sapphire Stylus • 3 Volt Output
 • Replacement for Kiddie Phonos
 • Mono Flip Over Cartridge • Wt. 1 lb

SWR METER 7⁹⁹



FIELD STRENGTH INDICATOR CB-067 Reg. 11⁹⁹
 • For Accurate Tuning of CB Antenna • Styles Vary
 • Range 2 to 30MHz • 52 Ohms Impedance • Wt. 1 lb

8-TRACK CASSETTE 40-MINUTE BLANK 60 MINUTE BLANK



TA-907 Reg. 99¢ TA-879 Reg. 1⁴⁹
 • Erased, Not Used • 1 lb
 • Ideal for Musis or Voice • 1 lb

8 OHM EARPHONES 29¢



PH-405
 • Package of 4
 • Earphones Without Plugs
 • Shpg. wt. 1/2 lb

500-Ft. Hookup Wire Kit \$2



Reg. 4²⁹ WW-579
 • For Printed Circuits or Wiring Project, Hobbyist and Repair
 • Less Than 1 Cent A Foot
 • Five 100-Ft. Rolls

PET 2001 PERSONAL COMPUTER

Quite portable, very affordable and unbelievably versatile, the PET computer may very well be a lifetime investment. **\$795**
 with 8K RAM

NEW HICKOK LX 303 DIGITAL MULTIMETER

Compact, Accurate, Dependable. With easy-to-read 3/4" liquid crystal display for convenient use in any kind of light. Weighs only 8 ounces. Operates up to 200 hrs on a single 9 volt battery. Nineteen ranges including 200mV to 1000VDC, 100 to 10 Megohms, 100 and 1000 VAC ranges, 10uA and 10mA ranges. Excellent overload protection, color coordinated case and \$74.95 color coded panel.

KIM-1 MICROCOMPUTER

Fully Assembled & Tested \$179.00
 Including Documentation

Ballantine Model 1010A Dual Channel/X-Y Scope

A professional oscilloscope to fit your basic needs. \$695

Intersil LED or LCD 3 1/2 DIGIT PANEL METER KITS

BUILD A WORKING DPM IN 1/2 HOUR WITH THESE COMPLETE EVALUATION KITS
 *Test these one parts kits yourself with Intersil's low cost (error) plug-ins compatible with A-D Converter and LCD display for the "144" or LED display for the "101". Kits provide all materials including PC board for a functioning panel meter.

ICL7106EV (LCD) \$29.95 ICL7107 (LED) \$24.95

The Instructor 50 Desktop Computer

from SIGNETICS Complete, Ready-To-Use Microprocessor Learning Package
 Includes everything you need to write, run and debug machine language programs. Housed in one compact package. \$350.00

SUPER KIM \$395.00

Economical expansion into more RAM user EPROM and prototype area on one modern, compact fully assembled and integrated board. Total compatibility with KIM-1 software. On board 5V, 3A regulator and TTY, RS232 and Audio Tape Interfaces.

FLUKE Model 8020A \$169

HYBRID AUDIO POWER AMPLIFIER

Matching Transformer
 P/N Power Transformer
 SI-1010G(10W) \$ 6.95 TR10 \$ 7.90
 SI-1020G(20W) \$13.95 TR20 \$10.90
 A-SI-8(Socket for above) .95
 SI-1030G(30W) \$19.00 TR30 \$12.90
 SI-1050G(50W) \$27.80 TR50 \$17.90
 A-SI-10(Socket for above) .95
 *Note: One Transformer can power two audio amplifiers.

FUNCTION GENERATOR KIT

XR2206KB XR2206KA
 Includes all components, PC board and instructions. \$19.95 \$14.95

SYM-1 The Complete MICRO Computer System \$269.00

GRI-ASCII KEYBOARD KIT
 753K Keyboard \$59.95
 756K Keyboard \$64.95
 701 Enclosure (753 only) \$14.95
 702 Enclosure (both) \$29.95

5% CARBON FILM RESISTORS

All values from 10Ω to 10 MΩ - Only in multiples of 100 pcs per value

ANCRONA HAS THE SOURCERER™ COMPUTER \$895.00

STANDARD FEATURES: 280-4K ROM-8K RAM-Dual Cassette I/O-30 Lines of 64 Characters-64 Defined Characters and 64 User Defined Characters-512 x 240 Graphic Resolution-Edge Card Connection to S100 Bus-Serial and Parallel I/O

OPTIONS: Expandable to 32K RAM-S1 Slot S100 Bus-Printer-Disk Storage-Telephone-Voice-Home Controller

1802 SERIES

1802D	\$19.95	1854LD	11.70	1802LE	\$11.20	1854LE	8.50
1822LD	14.00	1866LD	5.50	1822LE	8.05	1856LE	1.10
1824LD	7.75	1857LD	5.50	1824LE	3.55	1857LE	1.10
1852LD	8.25	1889LD	5.65	1852LE	1.90	1858LE	1.45
1853LD	5.65	1889LD	5.65	1853LE	1.45	1859LE	1.45

ANCRONA

Send Check or Money Order to P.O. Box 2208P, Culver City, CA 90230. California residents add 6% sales tax. Minimum Order, \$10.00. Add \$1.00 to cover postage and handling. Master Charge and Visa welcomed. Please include your charge card number, Interbank number and expiration date.

PHONE ORDERS (213) 641-4064

ARIZONA ANCRONA 4518 E. Broadway Tucson AZ 85711 (602) 881-2348	CALIFORNIA ANCRONA 11000 Wilshire Blvd. Culver City, CA 90230 (213) 390-3595	CALIFORNIA ANCRONA 1300 E. Lincoln Ave. Santa Ana, CA 92705 (714) 547-8424	OREGON ANCRONA 1125 N.E. 82nd Ave. Portland, OR 97220 (503) 254-5241
CANADA, B.C. ANCRONA 5630 Fraser St. Vancouver, B.C. V5W2V2 (604) 324-0707	CALIFORNIA ANCRONA 1054 E. El Camino Real Sunnyvale, CA 94087 (408) 263-4121	GEORGIA ANCRONA 3130 Piedmont Rd. N.E. Atlanta, GA 30305 (404) 261-7100	TEXAS ANCRONA 2649 Richmond Houston, TX 77099 (713) 523-3489

CIRCLE NO. 3 ON FREE INFORMATION CARD

Dept. IM 260 S. Forge St. Akron, Ohio 44327

Olson electronics

NAME _____
 ADDRESS _____
 CITY _____
 STATE _____ ZIP _____

Qty	Stk. #	Description	Price Ea	Total

Tax _____
 Postage _____
 Total _____

For 24 Hour PHONE Service Call (216)535-1800

Please send me a free subscription to Olson Value Packed Catalog. (Within the Continental USA Only)

FREE!

CIRCLE NO. 41 ON FREE INFORMATION CARD

Electronics Classified

REGULAR CLASSIFIED: COMMERCIAL RATE: For firms or individuals offering commercial products or services. \$2.50 per word. Minimum order \$37.50. **EXPAND-AD* CLASSIFIED RATE:** \$3.75 per word. Minimum order \$56.25. Frequency discount: 5% for 6 months; 10% for 12 months paid in advance. **PERSONAL RATE:** For individuals with a personal item to buy or sell, \$1.50 per word. No minimum! **DISPLAY CLASSIFIED:** 1" by 1 column (2-1/4" wide), \$300. 2" by 1 column, \$600. 3" by 1 column, \$900.00. Advertiser to supply film positives. For frequency rates, please inquire. **GENERAL INFORMATION:** Ad copy must be typewritten or clearly printed. Payment must accompany copy except when ads are to be billed on credit cards — American Express, Diners Club, Master Charge, VISA (supply expiration date) — or when ads are placed by accredited advertising agencies. First word in all ads set in caps. All copy subject to publisher's approval. All advertisers using Post Office Boxes in their addresses **MUST** supply publisher with permanent address and telephone number before ad can be run. Advertisements will not be published which advertise or promote the use of devices for the surreptitious interception of communications. Ads are not acknowledged. They will appear in first issue to go to press after closing date. Closing Date: 1st of the 2nd month preceding cover date (for example, March issue closes January 1st). Send order and remittance to Classified Advertising, **POPULAR ELECTRONICS**, One Park Avenue, New York, N.Y. 10016. For inquiries, contact Linda Lemberg at (212) 725-3924.

FOR SALE

FREE! Bargain Catalog—1 C s, LED s, readouts, fiber optics, calculators parts & kits, semiconductors, parts Poly Paks. Box 942PE, Lynnfield, Mass 01940

GOVERNMENT and industrial surplus receivers, transmitters sniperscopes, electronic parts. Picture Catalog 25 cents Meshna, Nahant, Mass 01908

LOWEST Prices Electronic Parts. Confidential Catalog Free KNAPP, 4750 96th St N., St. Petersburg, FL 33708

ELECTRONIC PARTS semiconductors, kits FREE FLYER Large catalog \$1.00 deposit BIGELOW ELECTRONICS Bluffton, Ohio 45817

RADIO -T V Tubes—36 cents each. Send for free catalog Cornell 4213 University, San Diego, Calif 92105

AMATEUR SCIENTISTS, Electronics Experimenters Science Fair Students Construction plans — Complete including drawings, schematics, parts list with prices and sources Robot Man — Psychedelic shows — Lasers — Emotion Lie Detector — Touch Tone Dial — Quadrasonic Adapter — Transistorized Ignition — Burglar Alarm — Sound Meter ... over 60 items Send 50 cents coin (no stamps) for complete catalog Technical Writers Group, Box 5994 University Station, Raleigh N.C. 27650

SOUND SYNTHESIZER KITS—Surf \$14.95, Wind \$14.95, Wind Chimes \$19.95, Musical Accessories, many more Catalog free PAIA Electronics, Box J14359, Oklahoma City, OK 73114.

HEAR POLICE FIRE Dispatchers! Catalog shows exclusive directories of 'confidential' channels, scanners Send postage stamp Communications Box 56-PE, Commack, NY 11725.

UNSCRAMBLERS Fits any scanner or monitor, easily adjusts to all scrambled frequencies Only 4" square \$29.95, fully guaranteed Dealer inquiries welcomed PDO Electronics, Box 841, North Little Rock, Arkansas 72115.

TELETYPE EQUIPMENT for sale for beginners and experienced computer enthusiast Teletype machines, parts, supplies Catalogue \$1.00 to ATLANTIC SALES 3730 Nautilus Ave., Brooklyn, NY 11224 Tel: (212) 372-0349

WHOLESALE C.B. Scanners, Antennas Catalog 25 cents Crystals Special cut, \$4.95 Monitor \$3.95 Send make model, frequency G Enterprises, Box 461P Clearfield, UT 84015.

BUILD AND SAVE TELEPHONES, TELEVISION DETECTIVE, BROADCAST Electronics We sell construction plans with an Engineering Service Speakerphones, Answering Machines, Carphones, Phonevision, Dialers, Color TV Converters, VTR, Games, \$25 TV Camera, Electron Microscope, Special Effects Generator Time Base Corrector, Chroma Key Engineering Courses in Telephone, Integrated Circuits, Detective Electronics, PLUS MUCH MORE. NEW Super Hobby Catalog PLUS year's subscription to Electronic News Letter \$1.00 Don Britton Enterprises, 6200 Wilshire Blvd., Los Angeles Calif 90048

NAME BRAND Test Equipment Up to 50% discount. Free catalog Salen Electronics, Box 82, Skokie, Illinois 60076

SURPLUS COMPONENTS, Communication and test equipment Illustrated catalog 25 cents, E French, P.O. Box 249, Aurora, Illinois 60505

TELEPHONES UNLIMITED, Equipment Supplies, All types, Regular, Keyed, Modular, Catalog 50 cents, Box 1147E, San Diego, California 92112.

WEATHER MAP RECORDERS: Copy Satellite Photographs, National-Local Weather Maps, Learn How! \$1.00, Atlantic Sales, 3730 Nautilus Ave., Brooklyn, N.Y. 11224, Tel: (212) 372-0349.

NAME BRAND TEST EQUIPMENT at discount prices, 72 page catalogue free Write Dept PE, North American Electronics 1468 West 25th Street Cleveland, OH 44113

UNSCRAMBLERS FOR any scanner, Several models available Free literature Capri Electronics, 8753T Windom, St Louis MO 63114

RADIO SHACK Authorized Sales Center Special 10% savings on catalog prices including TRS-80 Free delivery on orders over \$50.00, 1117 Conway, Mission, TX 78572.

UNSCRAMBLER KIT, Tunes all scramble frequencies, may be built in most scanners, 2.3 4 x 2 1/4 X 1 2 \$19.95 Factory built Code-Breaker \$29.95 Free Catalog KRYSTAL KITS, Box 445, Bentonville, Ark 72712 (501) 273-5340



THE GREAT ELECTRONIC THINGS & IDEAS BOOK!

HUNDREDS OF UNUSUAL PARTS, GADGETS & IDEA ITEMS UNAVAILABLE IN STORES OR CATALOGS ANYWHERE! Bargain prices on everything! New item in every issue! Rush postcard for your copy!



B&K Test Equipment Free catalog Free Shipping, Dinosaur discounts Spacetrax-AP, 948 Prospect, Elmhurst, IL 60126

SURPLUS ELECTRONICS

ATTENTION HOBBYISTS — SEND FOR YOUR FREE CATALOG

Great buys in tape drives, keyboards, power supplies, and transformers. We also have heat sinks, steel cabinets, I/O terminals, video displays, printers, and equipment cases. And of course components, fans, wire, and cable. Write now to

130 Northeastern Blvd.
Nashua, N.H. 03060

BUILD THE ARTISAN ELECTRONIC ORGAN The 20th century successor to the classic pipe organ. Kits feature modular construction, with logic controlled stops and RAM Pre-Set Memory System. Be an art-is-an. Write for our free brochure AOK Manufacturing, Inc. Box 445, Kenmore, WA 98028

WRITE US AND WE'LL SEND YOU THE BEST CATALOG YOU EVER READ!

No kidding. Speakerlab's catalog took longer to write than some of our competitors have been in business. In fact, we created an industry by

"building great kits so you can afford great speakers." Our catalog is an invaluable manual of speaker function and design. And, it will introduce you to the finest speaker kits made anywhere...with the strongest money-back guarantee. Find out for yourself! FREE, FREE, that is Write now Right now.



THE BEST CB ANTENNA

SEND FOR FREE PAL FULL LINE CATALOG AND DECAL

PAL Antenna Corp.

2614 EAST ADAMS - PHOENIX ARIZONA 85034

POLICE/FIRE SCANNERS, crystals, antennas, CBs, Radar Detectors, HPR, Box 19224, Denver, CO 80219.

TEST EQUIPMENT CATALOG listing used Tektronix, HP and GR equipment at bargain prices PTI, Box 8699, White Bear Lake, MN 55110 Price \$1.00 refundable with first order

CB RADIOS, VHF-UHF Scanners, Crystal, Antennas, Radar Detectors Wholesale Southland Box 3591 Baytown, TX 77520

NEW, ADJUSTABLE, THREE OUTPUT, REGULATED POWER SUPPLY plus 900 parts worth over \$400.00 in complete CARTRIVISION television recorder electronic assembly Documentation included Perfect for MICROPROCESSOR and all electronic applications \$16.95 plus \$4.50 S&H Master Charge, VISA Free brochure Madison Electronics, 369, Madison Alabama 35758 SATISFACTION GUARANTEED 205-837-6658, Res

BARGAINS GALORE! Buy-sell-trade classifieds in Electronics Trader, only 10¢ word! Send \$2.00 for next four issues Electronics Trader, Darwin, CA 93522.

TRANSISTORS FOR C-B Repair IC's and diodes TV audio repairs 2SC756A — \$2.40, 2SC1306 — \$2.95 2SC1307 — \$3.85, PLOZAG — \$7.50, AN239 — \$5.50 STK439 — \$8.95. Many more FREE Catalog and transistor, B&D Enterprises, Box 32, Mt Jewett, PA 16740.

CIRCUIT BOARDS from camera-ready artwork Free details QUANTITY discounts CM CIRCUITS, 22 Maple Ave, Lackawanna, NY 14218

UNSCRAMBLE CODED MESSAGES from Police, Fire and Medical Channels. Same day service. Satisfaction guaranteed. Don Nobles Electronics, Inc., Rt. 7, Box 265B, Hot Springs, Arkansas 71901. (501) 623-6027.

NEW TI SN76477 Complex Sound Generator IC \$2.95 plus 50¢ postage Key Electronics, Box 3506, Schenectady, NY 12303.

MONTHLY PICTURE FLYER Quality Surplus Electronic parts Low Prices Star-Tronics, Box 683, McMinnville, OR 97128

PRINTED CIRCUIT supplies chemicals tools, artwork, plating solutions Major credit cards, Catalog \$1.00, refundable CIRCOLEX, Box 198, Marcy NY 13403

RECONDITIONED TEST EQUIPMENT \$1.00 for catalog WALTER'S TEST EQUIPMENT, 2697 Nickel, San Pablo, CA 94806. (415) 758-1050

ELECTRONIC PARTS, Tubes, Semiconductors, Phonograph Needles, FREE CATALOG Rey Enterprises, Box 1539, Hialeah, FL 33011

**Zig-Saw Puzzle Fanatics,
We Challenge You . . .**

. . . to put this together. The Woofer puzzle. Probably the most difficult puzzle ever produced. 500 tiny pieces all in black and grey. Frankly, we don't think you can do it. If you think you're up to it, it's yours for \$1.50. And if you send us a photo of the completed puzzle, we'll give you a free subscription to POPULAR ELECTRONICS. Be the first to put the Woofer together.

Please Send Me *The Woofer*

Name _____
Address _____

Make Check or Money Order Payable To:
POPULAR ELECTRONICS
One Park Avenue,
Department KR, NYC, NY 10016

CHEMICALS, Lab Supplies. Lowest prices, fastest service anywhere. Listing 25¢ Westech Corp., Box 593, Logan, Utah 84321.

LOW, LOW Component Prices! Ask for free flyer. Write: EEP, 11 Revere Place, Tappan, NY 10983

NEW ELECTRONIC PARTS Continuously stocked Stamp brings catalog Daytaro Electronics, 3029 Wilshire Ln., Arlington Hts IL 60004

NEGATIVE ION GENERATORS and ACCESSORIES (Kits available). Details—\$1.00 Golden Enterprises, Box 1282-PE, Glendale, Arizona 85311.

HEAR YOUR TV in simulated stereo. Movie theatre sound realism. Free details. Triangle Electronics, Box 377X, Merrick N.Y., 11566.

TRS-80 BUSINESS SOFTWARE G Ledger, Inventory etc Also special price on TRS-80 equipment MICRO MANAGEMENT SYSTEMS, Downtown Plaza S.C., Cairo Georgia 31728 (912) 377-7120

MINIATURE ELECTRET MICROPHONE CARTRIDGES Response 50Hz to 20kHz. -3dB Just add resistor, capacitor, and 1.5V to 6.0V Model 35 — 10mm diameter by 9.5mm length. \$3.50 p/pd Model 26 — 6mm diameter by 4.5mm length. \$6.00 p/pd GEOFFREY SOUND LABS Dept. D, 24 N Wabash, Room #823, Chicago, IL 60602

Super Powerful Wireless Mic
10 times more powerful than other mics
Transmits up to 1/2 mile to any FM radio
Easy to assemble kit. 15V battery (not incl.)
Call (305) 725-1000 or send \$18.95 + \$1.00 shipping to USI Corp., P.O. Box PE-2052, Melbourne, FL 32901. COD's except. For catalog of transmitters, voice scramblers and other specialty items, enclose \$2.00 to USI Corp.



\$18.95

PLANS AND KITS

AMAZING ELECTRONIC PRODUCTS

LASERS SUPER POWERED RIFLE PISTOL POCKET SEE IN DARK PYRO TECHNICAL DE BUGGING UNCRAMBLERS GIANT TESLA STUNWAND TV DISRUPTER ENERGY PRODUCING SCIENTIFIC DETECTION ELECTRIFYING CHEMICAL ULTRASONIC CB AERO AUTO AND MESH DEVICES HUNDREDS MORE ALL NEW PLUS INFO UNLIMITED PARTS SERVICE

INFORMATION unlimited

CATALOG \$1 Dept. E8, Box 716, Amherst, NH 03031

FREE KIT Catalog contains Test and Experimenter's Equipment. Dage Scientific Instruments, Box 1054P, Livermore, CA 94550.



TIGER 500 SIMPLI-KIT

FOR THE DO-IT-YOURSELFER
NOW! a high quality CD ELECTRONIC IGNITION SYSTEM in kit form.
Contains all components and solder to build complete Solid-State Electronic CD Ignition System for your car. Assembly requires less than 3 hours.

- Increases MPG 15%
- Increases horsepower 15%
- Plugs and Points last 50,000 miles
- Eliminates 4 or 5 tune-ups
- Instant starting, any weather
- Dual system switch

Fits only 12 volt neg. ground
Only \$26.95 postpaid

Tri-Star Corporation
P.O. Box 1727 Grand Junction, Colorado 81501

TV-OSCILLOSCOPE CONVERTER externally adapts TV into audio frequency oscilloscope. Info \$1.00, Plans \$5.00, with P.C. \$12.00. Evolutionics, Box 855-D, San Rafael, CA 94902.

PROJECTION TV Convert your TV to project 7 Foot picture. Results equal to \$2,500 projector. Total cost less than \$200.00. PLANS & LENS \$16.00. Illustrated info FREE. Macromchb, Washington Crossing, PA 18977

TESLA COIL — 40 SPARKS! Plans \$7.50. Information 75 cents. Huntington Electronics, Box 2009-P, Huntington, Conn 06484

TAPE — SLIDE Synchronizer, multiprojector, lap-dissolve plans. \$5.50. Audiovisual group, 58.50 Millers, 1896 Maywood, S. Euclid, OH 44121

BUILD YOUR OWN SYMPHONY OF SOUND!



It's fun and easy — takes just minutes a day! Complete kits for organs, pianos, stringers, rhythms, amplifiers, synthesizers. Also factory assembled. 104-page catalog \$2.00

WERSI

Wersi Electronics, Inc.
Dept. ZD, 1720 Hempstead Road
Lancaster, PA 17601

CB-HAM HIGH GAIN ANTENNAS Modulation boosting VOX-COMPRESSOR Portable 300MHz COUNTER with memory! Plans \$3.00 ea. \$7.50 all. Many others catalog with order. PANAXIS Box 130-A2, Paradise, CA 95969

FREQUENCY COUNTERS 50 MHZ \$59.95. 500 MHZ \$79.95. Flashing LED's \$1.00. Digital clocks \$12.95. Lectronic Box 42 Madison Heights, Michigan 48071.

CLAMP-ON DC milliamp & power meter. Build your own Measure IC current & power without interrupting circuit. Schematics parts & sources lists comprehensive instruction book \$11.50. SENSORLAB, Box 9414, Salt Lake, UT 84109

PRINTED CIRCUIT Boards from sketch or artwork. Kit projects. Free details. DANOCINTHS Inc. Box 261, Westland, MI 48185

AUDIO MIXER PLANS 8-in 4-out. EQ. 2&4 channel panning echo send-return \$5.00. Synthesystems, 161 Meadowbrook Martin TN 38237.

DOLBY ADD-ON ENCODES DECODES RECORDINGS. FM Quality components. complete kit Calibration tapes Comprehensive test report. PEF-INTEGREGX, Box 747 Haverstown, PA 19083

MUSIC ELECTRONICS HANDBOOKS Pedals & Effects — Synthesizers — Amplifier & Guitar Modifications — Guitar Circuits — Pedal & Effect Circuits — \$10.00 each. Freelance, 18 Haviland, Boston 02115

SUBWOOFER PLANS Two for only \$4.95 COMBO ENTEPRISES, P.O. Box 18052D, Minneapolis, Minnesota 55418

SPEAKERPLANS — EASILY build QUALITY speakers without special tools or experience. Our fool proof, illustrated instructions save 50%-90% on many sizes and designs. Send \$3.00 to SPEAKERPLANS, 275 Main Avenue, Stirling, NJ 07980

TESLA COIL RESONANT LIGHTNING TRANSFORMERS. 50,000 — 5,000,000 Volts. Arcs 100" Fully Illustrated Construction Manual includes 5 Powerful Coil Plans. History, Theory, Designing, 25 Experiments. Part Suppliers. Manual \$10.00 information-Photo \$1.00 ASTRO-ENGINEERING, 437 W 19th St. Costa Mesa, CA 92627

TELEPHONES & PARTS

OMAK PHONE CENTER. All types of telephones — keyed modular and decorator. Catalog \$1.00 (refundable). Master Charge & VISA accepted. Box 38, Beardstown IL 62618 (217) 323-3963

WANTED

GOLD, Silver, Platinum, Mercury, Tantalum wanted. Highest prices paid by refinery Ores assayed Free circular Mercury Terminal, Norwood, MA 02062

WANTED! CB DEALERS AND DISTRIBUTORS



Antenna Corp.

2614 EAST ADAMS · PHOENIX, ARIZONA 85034

MICROCOMPUTERS

TRS-80 MICRO COMPUTERS by Radio Shack* at 15% discount! Also have software for business systems. Micro Management Systems, Shopping Center, Cairo, GA 31728 (912) 377-7120

SAVE MONEY on microprocessors and peripherals. Send for our free price list. Star Power Microsystems, 408 Huff road, North Brunswick, New Jersey 08902.

ALARMS

QUALITY BURGLAR-FIRE ALARM EQUIPMENT at discount prices. Free Catalog! Steffens, Box 624K, Cranford N.J. 07016.

Burglar - Fire - Smoke Alarm Catalog

• Billions of dollars lost annually due to lack of protective warning alarms.

FREE CATALOG Shows you how to protect your home, business and person. Wholesale prices Do-it-yourself. Free engineering service.



Burdex Security Co.

Box 82802 PE-029 Lincoln, Ne. 68501

MUSICAL INSTRUMENTS

UP TO 60% DISCOUNT Name brand instruments catalog. Freeport Music, 114 G. Mahan St., W. Babylon, N.Y. 11704.

HIGH FIDELITY

DIAMOND NEEDLES and Stereo Cartridges at Discount prices for Shure, Pickering, Stanton Empire, Grado and ADC. Send for free catalog LYLE CARTRIDGES, Dept. P, Box 69, Kensington Station, Brooklyn New York 11218 For Fast Service call Toll Free 800-221-0906

TUBES

RADIO & T V Tubes—36 cents each. Send for free Catalog Cornell, 4213 University, San Diego, Calif. 92105.

TUBES 'Oldies'. Latest Supplies components, schematics Catalog Free (stamp appreciated). Steinmetz, 7519-PE Maplewood, Hammond, Ind. 46324

TUBES-RECEIVING. Industrial and Semiconductors Factory Boxed Free price sheet including TV, Radio and audio parts list Transletronic, Inc., 1365 39th St., Brooklyn, New York 11218 Telephone (212) 633-2800. Toll free. 800-221-5802

RADIO AND TV TUBES 1938 to 1978 \$1.00 ea. PRELLER TV Augusta, AR 72006 (501) 347-2281.

TUBES 29¢ up, no minimum order necessary. Also have obsolesces. Free list Conelco, Box 632, Trona, CA 93562.

GOVERNMENT SURPLUS

MANUALS for Govt Surplus radios, test sets, scopes List 50 cents (coin) Books, 7218 Roanne Drive, Washington, D.C. 20021

JEeps—\$59.30! — CARS—\$33.50! — 200,000 ITEMS! — GOVERNMENT SURPLUS — Most COMPREHENSIVE DIRECTORY AVAILABLE tells how, where to buy — YOUR AREA — \$2.00 — MONEYBACK GUARANTEE — Government Information Services, Department GE-50, Box 99249, San Francisco, California 94109 (433 California)

GOVERNMENT SURPLUS Buy in your Area How, where. Send \$2.00. Surplus, 30177-PE Headquarters Building, Washington, D.C. 20014.

GOVERNMENT SURPLUS DIRECTORY Buy 250,000 items (including Jeeps) low as 2¢ on dollar! Most complete information available — \$2.00 Surplus Disposal, Box 19107-HB, Washington DC 20036.

INSTRUCTION

SCORE high on F.C.C. Exams ... Over 300 questions and answers Covers 3rd, 2nd, 1st and even Radar, Third and Second Test, \$14.50: First Class Test, \$15.00. All tests, \$26.50 R.E.I., Inc., Box 806, Sarasota, Fla. 33577

UNIVERSITY DEGREES BY MAIL! Bachelors, Masters, Ph.D's. Free revealing details. Counseling, Box 317-PE02, Tustin, California 92680.

LEARN WHILE ASLEEP! HYPNOTIZE! Astonishing details. Strange catalog free! Autosuggestion. Box 24-ZD, Olympia, Washington 98507.

GRANTHAM'S FCC LICENSE STUDY GUIDE — 377 pages. 1465 questions with answers/discussions — covering third, second, first radiotelephone examinations. \$13.50 postpaid. GSE, P.O. Box 25992, Los Angeles, California 90025

INTENSIVE 5 week course for Broadcast Engineers' FCC First Class license. Student rooms at the school. Radio Engineering Inc., 61 N. Pineapple Ave., Sarasota, FL 33577 and 2402 Tidewater Trail, Fredericksburg, VA 22401

1979 "TESTS - ANSWERS" for FCC First Class License. Plus - "Self Study Ability Test." Proven! \$9.95 Unconditional Moneyback Guarantee. Com-mand Productions, Box 26348-P, San Francisco, CA 94126.

BROADCAST STATION Start your own. Home, school, church, business operation. Get free equipment, records. Details free. Broadcasting Box 130-A2, Paradise, CA 95969

PASS FCC 1st, 2nd, 3rd and Radar License Examinations using course prepared by noted author-teacher. Workbook has example problems with complete solutions. Question-Answer Manual provides hundreds of practice questions \$9.95 each or both Manuals \$14.95 Postpaid. Includes Counseling. Oeffinger, Box 1240, Garden Grove, CA 92642

MATHEMATICS, ELECTRONICS. Advanced mathematics. Engineering mathematics. Digital Technology. Free catalog. IHSI, Box 1189, Panama City, FL 32401.

TEACH YOURSELF ELECTRONICS TV REPAIR. Finished my \$1200 Bell & Howell course & got job. Complete 10 volumes literature, Design Console — \$400 or b o. Hahah, RD 1, Box 164, Yarmouth, Maine 04096

FOR INVENTORS

PATENT AND DEVELOP Your invention. Registered Patent Agent and Licensed Professional Engineer. Send for FREE PATENT INFORMATION every inventor should have. Richard L. Miller, P.E., 3612 Woolworth Building, New York, NY 10007 (212) 267-5252.

BUSINESS OPPORTUNITIES

I MADE \$40,000.00 Year by Mailorder! Helped others make money! Free Proof. Torrey, Box 318-NN, Ypsilanti, Michigan 48197

FREE CATALOGS. Repair air conditioning, refrigeration. Tools, supplies, full instructions. Doolin, 2016 Canton, Dallas, Texas 75201.

BIG PROFITS **ELECTRONIC ASSEMBLY BUSINESS**

Start home, spare time. Investment, knowledge or experience unnecessary. **BIG DEMAND** assembling electronic devices. Sales handled by professionals. Unusual business opportunity.

FREE: Complete Illustrated Literature
BARTA, Box 248 DN
Walnut Creek, Calif. 94597

NEW LUXURY Car. Without Cost. Free Details! Codex-ZZ, Box 6073, Toledo, Ohio 43614

GET RICH!!! Secret law erases debts. Free report exposes millionaire's secrets. Blueprints No. EE2, 453 W 256, NYC 10471.

MECHANICALLY INCLINED individuals desiring ownership of Small Electronics Manufacturing Business — without investment. Write: BUSINESSES, 92-K2 Brighton 11th, Brooklyn, New York 11235.

MILLIONS in Mail!!! Free Secrets. Transworld-17, Box 6226, Toledo, OH 43614

ESTABLISH YOUR OWN Profitable Mail Order Business! Everything supplied. Michael-W, 46 Tanager Rd., Monroe, N.Y. 10950.

EARN \$1,000 MONTHLY sparetime, homework. Guaranteed! Free details. Write: UNICORN, ZD2, 1140 Chelton, Colorado Springs, CO 80910.

EARN \$1000 stuffing 1000 envelopes! Free Details: D Fraser, 208 So. 4th, De Soto, MO 63020

VINYL'S WHERE THE MONEY IS! Professionally repair, re-finish, recolor furniture, luggage, car tops. Quick, easy. Two small \$20 jobs a day earn you \$1,000 a month. Homes, cars, offices, restaurants, unlimited customers. Start earning after a few days practice. Sensational details Free. VIP, 2012 Monroe, Chicago 60618.

MECHANICALLY INCLINED INDIVIDUALS —WANTED—

Assemble electronic devices in your home. Get started in spare time. Experience, Knowledge or Investment Not Necessary. Expect big profits: \$300 - \$600 Wk. Possible. Write for free literature telling how.

ELECTRONIC DEVELOPMENT LAB BOX 1560PE, Pinellas Park, FL 33565

BORROW \$25,000 "OVERNIGHT" Any purpose. Keep indefinitely! Free Report! Success Research, Box 29263 GB, Indianapolis, Indiana 46229

START YOUR business without cash or credit. Free details. Limited time offer. Box 16428, San Diego, CA 92116

HOMEWORKERS NEEDED — Stuff Mail Envelopes! Easy Income. Send Stamped Envelope. Jadeway, Box 186-A, Ganes, MI 48436

\$1200.00 MONTHLY Correcting Pupils Lessons!!! Start Immediately! Free Report. Send self-addressed stamped envelope. Home, Box 9201-SJXX, San Diego, CA 92109

EARN \$1500 Monthly — Easy Home Income Mailing Circulars!! Free details. Mailhouse, Box ZD-68403, Portland, OR 97268

\$480.00 WEEKLY! Home mailing program. Start immediately. Free Details. ALLTIME, Box 25131-EP, Tamarac, FL 33320

LET ME show you how you can have your own Rubbr Stamp business FREE! Write: Roberts, Room RC-376-IB, 1512 Jarvis, Chicago, IL 60626.

EMPLOYMENT OPPORTUNITIES

ELECTRONICS AVIONICS EMPLOYMENT OPPORTUNITIES. Report on jobs now open. Details FREE. Aviation Employment Information Service, Box 240E, Northport, New York 11768

INSTANT CASH COMMISSIONS Full or part time. Free sales kit features America's largest line low priced Business, Printing, Advertising Specialties, Sign, Calendars and other necessities used daily by business people. Profitable repeat order. No experience. No investment. No collections or deliveries. Write today. National Press, Dept. 908, North Chicago, IL 60064.

RADIO-TV JOBS. Stations hiring nationwide! Free details. Job Leads, 1680-PG Vine, Hollywood, CA 90028

MAJOR NY publisher has IMMEDIATE opening for freelance acquiring editor. ELECTRONIC handbooks, troubleshooting manuals, texts. Qualified candidate should have successful publishing record, good leads to other tech writers, heavy publication copy editing experience. Resume Box 203, POPULAR ELECTRONICS, Classified, 1 Park Ave., N.Y., N.Y. 10016.

DO-IT-YOURSELF

MODULAR TELEPHONES now available. Sets and components, compatible with Western Electric concept. Catalog 50 cents. Box 1147W, San Diego, California 92112

AUDIO ANALOG SYNTHESIS Plans, parts, kits, etc. for the most exciting sound projects ever. Get on our mailing list, send 25¢ to, CFR Associates Inc., Newton, N.H. 03858

COMPLETE LINE Security Systems for home. Business. Send self addressed, stamped envelope. Dar-bar, Box 1147E, San Diego, CA 92112.

PERSONALS

MAKE FRIENDS WORLDWIDE through international correspondence, illustrated brochure free. Hermes-Verlag, Box 110660 Z, D-1000 Berlin 11, Germany

REAL ESTATE

BIG, FREE, SPRING CATALOG! Over 2,600 top values coast to coast! UNITED FARM AGENCY, 612-EP, West 47th, Kansas City, MO 64112

RUBBER STAMPS

RUBBER STAMPS, BUSINESS CARDS. Many new products. Catalog Jackson's, E-100, Brownsville Rd., Mt Vernon, Ill. 62864.

BOOKS AND MAGAZINES

FREE book prophet Elijah coming before Christ. Wonderful bible evidence. MEGIDDO Mission, Dept. 64, 481 Thurston Rd., Rochester, N.Y. 14619

POPULAR ELECTRONICS INDEXES For 1977 now available. Prepared in cooperation with the Editors of "P.E." this index contains hundreds of references to product tests, construction projects, circuit tips and theory and is an essential companion to your magazine collection. 1977 Edition \$1.50 per copy. All editions from 1972 onward still available at the same price. Add \$25 per order for postage and handling. \$5.50 per copy, foreign orders. INDEX, 6195 Deer Path, Manassas, Va. 22110

SELL BOOKS by Mail. For Big Profits! Michael, Box 738-W, Monroe, NY 10950

PUBLISH YOUR BOOK! Join our successful authors. Publicity, advertising, beautiful books. All subjects invited. Send for fact-filled booklet and free manuscript report. Carlton Press, Dept. PEB, 84 Fifth Ave., New York, NY 10011

LEARN ABOUT TOMORROW TODAY! Send for free 72-page catalog of books, periodicals, tapes, and other information about the future. World Future Society, Dept. EL, 4916 St Elmo Avenue, Washington, D.C. 20014

HOBBIES

DISCOVER RADIO COLLECTING — New fun in old radio sets! Beat the crowd to this fast-growing hobby. Free information from Vintage Radio, Box 2045, Palos Verdes, CA 90274.

HYPNOTISM

FREE Hypnotism, Self-Hypnosis, Sleep Learning Catalog! Drawer H400, Ruidoso, New Mexico 88345

PRINTING

QUALITY PRINTING. Good prices, prompt service. Free catalog. Deep South, Dept. E, Clinton, Mississippi 39056

MOVIE FILMS

WHOLE MOVIES AT HALF PRICE. Three terrific classic comedies starring Laurel and Hardy, W.C. Fields or Buster Keaton on sale now. Outstanding values. Uproarious fun. Send \$1.00 for information and sixty-eight page Film Catalog listing comedies, westerns, dramas, horror and others. (Or send \$1.00 for Video Catalog with more than 140 titles.) Write Blackhawk Films, Dept. 4728 Davenport, Iowa 52808

MOTION PICTURE FILMS

ENJOY THE NEW YEAR with Science Fiction Films: Frankenstein: Creature With An Atom Brain Thrillers: Marlon Brando, On The Waterfront, Strait-Jacket — each 400¢ S-8 B&W Snd. Our price, \$34.95 ea (reg. price \$43.95), add \$1.00 ea for shipping. Sports Specials: Old Man Par (The Bobby Jones Story) & King of Diamonds (all about Lou Gehrig) — 300¢ S-8 B&W Snd, \$19.95 ea (save \$4), add 90¢ ea for shipping. Fabulous Harlem Globetrotters, \$29.95 PPD 200¢ Color Snd (reg. \$32); The Queen Boxer (female Bruce Lee) S-8 Color 400, Columbia Sound Feature, \$44.95 (save \$10); Penny Pinchers 79 Olympic Films, XXth Olympiad Gymnastics (Olga Korbut), Aquatics (Mark Spitz), Track & Field (Jim Ryun); Competitive Sports (incl. USA USSR basketball), boxing, wrestling, volleyball, each 200¢ S-8 Color, only \$8.95 ea while they last (can be shown on dual 8 projector). Universal 64-pg catalog, \$1.10 (foreign \$2.20). Columbia Sportline Films, Universal Ring Classics order forms 40¢ ea with flyers. SPORTLINE FILMS, Elect-2 79, Box 24-500, Speedway, IN 46224.

MISCELLANEOUS

MPG INCREASED! Bypass Pollution Devices easily REVERSIBLY!!! Free details — Posco GEE2, 453 W 256, NYC 10471

POEMS, SONGS WANTED. Songs recorded — published. Radio released. Broadway Music Productions, Box 7438-CM, Sarasota, FL 33578.

MAGNETS. All types. Specials-20 disc, or 10 bar, or 2 stick or 8 assorted magnets. \$1.00. Magnets, Box 192-H, Randallstown, Maryland 21133.

Popular Electronics

ADVERTISERS INDEX

READER SERVICE NO.	ADVERTISER	PAGE NO.
1	Active Electronics Sales Corp.	99
2	Ado Electronics Industrial Co. Ltd.	115
3	Ancrona Corp.	111
4	Antenna Incorporated	10, 11
22	Antenna Specialists Co.	25
6	Apple Computer	FOURTH COVER
7	A P Products Incorporated	69
8	Audio-Technica U.S., Inc.	83
9	B & F Enterprises	104
10	B & K Precision, Dynascan Corporation	6
	Chaney Electronics	115
	Cleveland Institute of Electronics	16, 17, 18, 19
11	Cobra, Products of Dynascan	SECOND COVER
58	Communications Electronics	109
12	Consumers Company	79
13	Continental Specialties Corporation	21
	CREI, Capital Radio Engineering Institute	52, 53, 54, 55
14	Digi-Key Corporation	96
	Digital Research Corp.	105
15	DSI Instruments, Inc.	62
16	EICO	51
17	Electronic Systems	100
53	Electronics Book Club	33
46	Electronics Book Service	61
	Fisher Corporation	15
56	Fluke	27
19	Fordham Radio Supply	111
57	General Engines Company	115
	GNF Industries, Inc.	95
20	Godbout Elec., Bill	109
21	Grantham College of Engineering	51
5	Heath Company	89, 90, 91
23	Hickok Electrical Instrument	7
24	Hobby World	109
25	IE Integrated Electronics	104
26	Illinois Audio	81
27	Integrated Circuits	97
28	International Components Corp.	105
59	International Electronics Unlimited	109
29	J & R Music World	85
30	Jameco Electronics	102, 103
	JS & A National Sales Group	1, 8, 9, 13
31	Kedman Company	81
32	M&R Enterprises	88
33	Maxell Corp. of America	2
34	McIntosh Laboratory Inc.	39
	Micro Computer Mart	94
35	Mini Micro Mart	84
36	National Camera Supply	87
	National Technical School	70, 71, 72, 73
37	Netronics R & D Ltd.	93
38	Netronics R & D Ltd.	84
39	New Tone Electronics	110
	NRI School	34, 35, 36, 37
40	Ohio Scientific Instrument	5
41	Olson Electronics	111
42	PAIA Electronics, Inc.	87
43	PAL "Firestick" Antenna Corp.	85
44	Percom Data Company, Inc.	60
45	Poly Paks	60
47	Professional Aids	106
48	Quest Electronics	98
	Radio Shack	23, 101
	Sabtronics International, Inc.	56
55	Shakespeare Company	THIRD COVER
49	Shure Brothers Inc.	29
50	Solid State Sales	104
51	Southwest Technical Products Corp.	79
	Speakerlab, Inc.	84
52	Stanton Magnetics, Inc.	31
54	U.S. Pioneer Electronics	40

FUN AND FREEDOM



Electrify Your Bike!

Ride away with your own silent exciting *electric drive system*. New patented non-polluting Pedalpower installs in minutes on the front wheel of any Bike or Trike. Allows easy pedaling when desired. Over 20,000 sold. Powered by latest 12 volt battery. Recharges at home. Ride 100 miles for a dime. Be independent! Improve your health! Enjoy the outdoors! Simple single lever control allows you to go where you want to, when you want to. Rebate plan and Senior Citizen time payment plan available! **MONEY BACK GUARANTEE.** Save \$15.00 - call toll free: 800-257-7955* - or send today for \$15.00 coupon and free illustrated booklet. **Added bonus:** Receive free information on complete line of Electric Cars, Electric Bikes and Trikes.

General Engines Co.
5223 Mantua Blvd.
Sewell, N.J. 08080

Save \$15.00

*In N.J., Alaska, or HI. Call Collect (609) 468-0270
CIRCLE NO. 57 ON FREE INFORMATION CARD

DIRECT FROM JAPAN'S BIGGEST ELECTRONICS SUPPLIER

2N2838	2N2839	2N2840	2N2841	2N2842	2N2843	2N2844	2N2845	2N2846	2N2847	2N2848	2N2849	2N2850	2N2851	2N2852	2N2853	2N2854	2N2855	2N2856	2N2857	2N2858	2N2859	2N2860	2N2861	2N2862	2N2863	2N2864	2N2865	2N2866	2N2867	2N2868	2N2869	2N2870	2N2871	2N2872	2N2873	2N2874	2N2875	2N2876	2N2877	2N2878	2N2879	2N2880	2N2881	2N2882	2N2883	2N2884	2N2885	2N2886	2N2887	2N2888	2N2889	2N2890	2N2891	2N2892	2N2893	2N2894	2N2895	2N2896	2N2897	2N2898	2N2899	2N2900	2N2901	2N2902	2N2903	2N2904	2N2905	2N2906	2N2907	2N2908	2N2909	2N2910	2N2911	2N2912	2N2913	2N2914	2N2915	2N2916	2N2917	2N2918	2N2919	2N2920	2N2921	2N2922	2N2923	2N2924	2N2925	2N2926	2N2927	2N2928	2N2929	2N2930	2N2931	2N2932	2N2933	2N2934	2N2935	2N2936	2N2937	2N2938	2N2939	2N2940	2N2941	2N2942	2N2943	2N2944	2N2945	2N2946	2N2947	2N2948	2N2949	2N2950	2N2951	2N2952	2N2953	2N2954	2N2955	2N2956	2N2957	2N2958	2N2959	2N2960	2N2961	2N2962	2N2963	2N2964	2N2965	2N2966	2N2967	2N2968	2N2969	2N2970	2N2971	2N2972	2N2973	2N2974	2N2975	2N2976	2N2977	2N2978	2N2979	2N2980	2N2981	2N2982	2N2983	2N2984	2N2985	2N2986	2N2987	2N2988	2N2989	2N2990	2N2991	2N2992	2N2993	2N2994	2N2995	2N2996	2N2997	2N2998	2N2999	2N3000	2N3001	2N3002	2N3003	2N3004	2N3005	2N3006	2N3007	2N3008	2N3009	2N3010	2N3011	2N3012	2N3013	2N3014	2N3015	2N3016	2N3017	2N3018	2N3019	2N3020	2N3021	2N3022	2N3023	2N3024	2N3025	2N3026	2N3027	2N3028	2N3029	2N3030	2N3031	2N3032	2N3033	2N3034	2N3035	2N3036	2N3037	2N3038	2N3039	2N3040	2N3041	2N3042	2N3043	2N3044	2N3045	2N3046	2N3047	2N3048	2N3049	2N3050	2N3051	2N3052	2N3053	2N3054	2N3055	2N3056	2N3057	2N3058	2N3059	2N3060	2N3061	2N3062	2N3063	2N3064	2N3065	2N3066	2N3067	2N3068	2N3069	2N3070	2N3071	2N3072	2N3073	2N3074	2N3075	2N3076	2N3077	2N3078	2N3079	2N3080	2N3081	2N3082	2N3083	2N3084	2N3085	2N3086	2N3087	2N3088	2N3089	2N3090	2N3091	2N3092	2N3093	2N3094	2N3095	2N3096	2N3097	2N3098	2N3099	2N3100	2N3101	2N3102	2N3103	2N3104	2N3105	2N3106	2N3107	2N3108	2N3109	2N3110	2N3111	2N3112	2N3113	2N3114	2N3115	2N3116	2N3117	2N3118	2N3119	2N3120	2N3121	2N3122	2N3123	2N3124	2N3125	2N3126	2N3127	2N3128	2N3129	2N3130	2N3131	2N3132	2N3133	2N3134	2N3135	2N3136	2N3137	2N3138	2N3139	2N3140	2N3141	2N3142	2N3143	2N3144	2N3145	2N3146	2N3147	2N3148	2N3149	2N3150	2N3151	2N3152	2N3153	2N3154	2N3155	2N3156	2N3157	2N3158	2N3159	2N3160	2N3161	2N3162	2N3163	2N3164	2N3165	2N3166	2N3167	2N3168	2N3169	2N3170	2N3171	2N3172	2N3173	2N3174	2N3175	2N3176	2N3177	2N3178	2N3179	2N3180	2N3181	2N3182	2N3183	2N3184	2N3185	2N3186	2N3187	2N3188	2N3189	2N3190	2N3191	2N3192	2N3193	2N3194	2N3195	2N3196	2N3197	2N3198	2N3199	2N3200	2N3201	2N3202	2N3203	2N3204	2N3205	2N3206	2N3207	2N3208	2N3209	2N3210	2N3211	2N3212	2N3213	2N3214	2N3215	2N3216	2N3217	2N3218	2N3219	2N3220	2N3221	2N3222	2N3223	2N3224	2N3225	2N3226	2N3227	2N3228	2N3229	2N3230	2N3231	2N3232	2N3233	2N3234	2N3235	2N3236	2N3237	2N3238	2N3239	2N3240	2N3241	2N3242	2N3243	2N3244	2N3245	2N3246	2N3247	2N3248	2N3249	2N3250	2N3251	2N3252	2N3253	2N3254	2N3255	2N3256	2N3257	2N3258	2N3259	2N3260	2N3261	2N3262	2N3263	2N3264	2N3265	2N3266	2N3267	2N3268	2N3269	2N3270	2N3271	2N3272	2N3273	2N3274	2N3275	2N3276	2N3277	2N3278	2N3279	2N3280	2N3281	2N3282	2N3283	2N3284	2N3285	2N3286	2N3287	2N3288	2N3289	2N3290	2N3291	2N3292	2N3293	2N3294	2N3295	2N3296	2N3297	2N3298	2N3299	2N3300	2N3301	2N3302	2N3303	2N3304	2N3305	2N3306	2N3307	2N3308	2N3309	2N3310	2N3311	2N3312	2N3313	2N3314	2N3315	2N3316	2N3317	2N3318	2N3319	2N3320	2N3321	2N3322	2N3323	2N3324	2N3325	2N3326	2N3327	2N3328	2N3329	2N3330	2N3331	2N3332	2N3333	2N3334	2N3335	2N3336	2N3337	2N3338	2N3339	2N3340	2N3341	2N3342	2N3343	2N3344	2N3345	2N3346	2N3347	2N3348	2N3349	2N3350	2N3351	2N3352	2N3353	2N3354	2N3355	2N3356	2N3357	2N3358	2N3359	2N3360	2N3361	2N3362	2N3363	2N3364	2N3365	2N3366	2N3367	2N3368	2N3369	2N3370	2N3371	2N3372	2N3373	2N3374	2N3375	2N3376	2N3377	2N3378	2N3379	2N3380	2N3381	2N3382	2N3383	2N3384	2N3385	2N3386	2N3387	2N3388	2N3389	2N3390	2N3391	2N3392	2N3393	2N3394	2N3395	2N3396	2N3397	2N3398	2N3399	2N3400	2N3401	2N3402	2N3403	2N3404	2N3405	2N3406	2N3407	2N3408	2N3409	2N3410	2N3411	2N3412	2N3413	2N3414	2N3415	2N3416	2N3417	2N3418	2N3419	2N3420	2N3421	2N3422	2N3423	2N3424	2N3425	2N3426	2N3427	2N3428	2N3429	2N3430	2N3431	2N3432	2N3433	2N3434	2N3435	2N3436	2N3437	2N3438	2N3439	2N3440	2N3441	2N3442	2N3443	2N3444	2N3445	2N3446	2N3447	2N3448	2N3449	2N3450	2N3451	2N3452	2N3453	2N3454	2N3455	2N3456	2N3457	2N3458	2N3459	2N3460	2N3461	2N3462	2N3463	2N3464	2N3465	2N3466	2N3467	2N3468	2N3469	2N3470	2N3471	2N3472	2N3473	2N3474	2N3475	2N3476	2N3477	2N3478	2N3479	2N3480	2N3481	2N3482	2N3483	2N3484	2N3485	2N3486	2N3487	2N3488	2N3489	2N3490	2N3491	2N3492	2N3493	2N3494	2N3495	2N3496	2N3497	2N3498	2N3499	2N3500	2N3501	2N3502	2N3503	2N3504	2N3505	2N3506	2N3507	2N3508	2N3509	2N3510	2N3511	2N3512	2N3513	2N3514	2N3515	2N3516	2N3517	2N3518	2N3519	2N3520	2N3521	2N3522	2N3523	2N3524	2N3525	2N3526	2N3527	2N3528	2N3529	2N3530	2N3531	2N3532	2N3533	2N3534	2N3535	2N3536	2N3537	2N3538	2N3539	2N3540	2N3541	2N3542	2N3543	2N3544	2N3545	2N3546	2N3547	2N3548	2N3549	2N3550	2N3551	2N3552	2N3553	2N3554	2N3555	2N3556	2N3557	2N3558	2N3559	2N3560	2N3561	2N3562	2N3563	2N3564	2N3565	2N3566	2N3567	2N3568	2N3569	2N3570	2N3571	2N3572	2N3573	2N3574	2N3575	2N3576	2N3577	2N3578	2N3579	2N3580	2N3581	2N3582	2N3583	2N3584	2N3585	2N3586	2N3587	2N3588	2N3589	2N3590	2N3591	2N3592	2N3593	2N3594	2N3595	2N3596	2N3597	2N3598	2N3599	2N3600	2N3601	2N3602	2N3603	2N3604	2N3605	2N3606	2N3607	2N3608	2N3609	2N3610	2N3611	2N3612	2N3613	2N3614	2N3615	2N3616	2N3617	2N3618	2N3619	2N3620	2N3621	2N3622	2N3623	2N3624	2N3625	2N3626	2N3627	2N3628	2N3629	2N3630	2N3631	2N3632	2N3633	2N3634	2N3635	2N3636	2N3637	2N3638	2N3639	2N3640	2N3641	2N3642	2N3643	2N3644	2N3645	2N3646	2N3647	2N3648	2N3649	2N3650	2N3651	2N3652	2N3653	2N3654	2N3655	2N3656	2N3657	2N3658	2N3659	2N3660	2N3661	2N3662	2N3663	2N3664	2N3665	2N3666	2N3667	2N3668	2N3669	2N3670	2N3671	2N3672	2N3673	2N3674	2N3675	2N3676	2N3677	2N3678	2N3679	2N3680	2N3681	2N3682	2N3683	2N3684	2N3685	2N3686	2N3687	2N3688	2N3689	2N3690	2N3691	2N3692	2N3693	2N3694	2N3695	2N3696	2N3697	2N3698	2N3699	2N3700	2N3701	2N3702	2N3703	2N3704	2N3705	2N3706	2N37
--------	--------	--------	--------	--------	--------	--------	--------	--------	--------	--------	--------	--------	--------	--------	--------	--------	--------	--------	--------	--------	--------	--------	--------	--------	--------	--------	--------	--------	--------	--------	--------	--------	--------	--------	--------	--------	--------	--------	--------	--------	--------	--------	--------	--------	--------	--------	--------	--------	--------	--------	--------	--------	--------	--------	--------	--------	--------	--------	--------	--------	--------	--------	--------	--------	--------	--------	--------	--------	--------	--------	--------	--------	--------	--------	--------	--------	--------	--------	--------	--------	--------	--------	--------	--------	--------	--------	--------	--------	--------	--------	--------	--------	--------	--------	--------	--------	--------	--------	--------	--------	--------	--------	--------	--------	--------	--------	--------	--------	--------	--------	--------	--------	--------	--------	--------	--------	--------	--------	--------	--------	--------	--------	--------	--------	--------	--------	--------	--------	--------	--------	--------	--------	--------	--------	--------	--------	--------	--------	--------	--------	--------	--------	--------	--------	--------	--------	--------	--------	--------	--------	--------	--------	--------	--------	--------	--------	--------	--------	--------	--------	--------	--------	--------	--------	--------	--------	--------	--------	--------	--------	--------	--------	--------	--------	--------	--------	--------	--------	--------	--------	--------	--------	--------	--------	--------	--------	--------	--------	--------	--------	--------	--------	--------	--------	--------	--------	--------	--------	--------	--------	--------	--------	--------	--------	--------	--------	--------	--------	--------	--------	--------	--------	--------	--------	--------	--------	--------	--------	--------	--------	--------	--------	--------	--------	--------	--------	--------	--------	--------	--------	--------	--------	--------	--------	--------	--------	--------	--------	--------	--------	--------	--------	--------	--------	--------	--------	--------	--------	--------	--------	--------	--------	--------	--------	--------	--------	--------	--------	--------	--------	--------	--------	--------	--------	--------	--------	--------	--------	--------	--------	--------	--------	--------	--------	--------	--------	--------	--------	--------	--------	--------	--------	--------	--------	--------	--------	--------	--------	--------	--------	--------	--------	--------	--------	--------	--------	--------	--------	--------	--------	--------	--------	--------	--------	--------	--------	--------	--------	--------	--------	--------	--------	--------	--------	--------	--------	--------	--------	--------	--------	--------	--------	--------	--------	--------	--------	--------	--------	--------	--------	--------	--------	--------	--------	--------	--------	--------	--------	--------	--------	--------	--------	--------	--------	--------	--------	--------	--------	--------	--------	--------	--------	--------	--------	--------	--------	--------	--------	--------	--------	--------	--------	--------	--------	--------	--------	--------	--------	--------	--------	--------	--------	--------	--------	--------	--------	--------	--------	--------	--------	--------	--------	--------	--------	--------	--------	--------	--------	--------	--------	--------	--------	--------	--------	--------	--------	--------	--------	--------	--------	--------	--------	--------	--------	--------	--------	--------	--------	--------	--------	--------	--------	--------	--------	--------	--------	--------	--------	--------	--------	--------	--------	--------	--------	--------	--------	--------	--------	--------	--------	--------	--------	--------	--------	--------	--------	--------	--------	--------	--------	--------	--------	--------	--------	--------	--------	--------	--------	--------	--------	--------	--------	--------	--------	--------	--------	--------	--------	--------	--------	--------	--------	--------	--------	--------	--------	--------	--------	--------	--------	--------	--------	--------	--------	--------	--------	--------	--------	--------	--------	--------	--------	--------	--------	--------	--------	--------	--------	--------	--------	--------	--------	--------	--------	--------	--------	--------	--------	--------	--------	--------	--------	--------	--------	--------	--------	--------	--------	--------	--------	--------	--------	--------	--------	--------	--------	--------	--------	--------	--------	--------	--------	--------	--------	--------	--------	--------	--------	--------	--------	--------	--------	--------	--------	--------	--------	--------	--------	--------	--------	--------	--------	--------	--------	--------	--------	--------	--------	--------	--------	--------	--------	--------	--------	--------	--------	--------	--------	--------	--------	--------	--------	--------	--------	--------	--------	--------	--------	--------	--------	--------	--------	--------	--------	--------	--------	--------	--------	--------	--------	--------	--------	--------	--------	--------	--------	--------	--------	--------	--------	--------	--------	--------	--------	--------	--------	--------	--------	--------	--------	--------	--------	--------	--------	--------	--------	--------	--------	--------	--------	--------	--------	--------	--------	--------	--------	--------	--------	--------	--------	--------	--------	--------	--------	--------	--------	--------	--------	--------	--------	--------	--------	--------	--------	--------	--------	--------	--------	--------	--------	--------	--------	--------	--------	--------	--------	--------	--------	--------	--------	--------	--------	--------	--------	--------	--------	--------	--------	--------	--------	--------	--------	--------	--------	--------	--------	--------	--------	--------	--------	--------	--------	--------	--------	--------	--------	--------	--------	--------	--------	--------	--------	--------	--------	--------	--------	--------	--------	--------	--------	--------	--------	--------	--------	--------	--------	--------	--------	--------	--------	--------	--------	--------	--------	--------	--------	--------	--------	--------	--------	--------	--------	--------	--------	--------	--------	--------	--------	--------	--------	--------	--------	--------	--------	--------	--------	--------	--------	--------	--------	--------	--------	--------	--------	--------	--------	--------	--------	--------	--------	--------	--------	--------	--------	--------	--------	--------	--------	--------	--------	--------	--------	--------	--------	--------	--------	--------	--------	--------	--------	--------	--------	--------	--------	--------	--------	--------	--------	--------	--------	--------	--------	--------	--------	--------	--------	--------	--------	--------	--------	--------	--------	--------	--------	--------	--------	--------	--------	--------	--------	--------	--------	--------	--------	--------	--------	--------	--------	--------	--------	--------	--------	--------	--------	--------	--------	--------	--------	--------	--------	--------	--------	--------	--------	--------	--------	--------	--------	--------	--------	--------	--------	--------	--------	--------	--------	--------	--------	--------	--------	--------	--------	--------	--------	--------	--------	--------	--------	--------	--------	--------	--------	--------	--------	--------	--------	--------	--------	--------	--------	--------	--------	--------	--------	--------	--------	--------	--------	--------	--------	--------	--------	--------	--------	--------	--------	--------	--------	------

Instant In-Store Audio Comparison

An audio salon in Kansas City (David Beatty Stereo) provides its customers with a real opportunity to compare live music with the same music recorded and played back on components the dealer has. A live music concert—the premier performance was by a jazz trio—is given in a central store area. Surrounding this area are



acoustically isolated sound rooms, to which the music is fed and heard from various speaker systems. The performance is also taped on an 8-channel recorder, using four different pairs of microphones, so that recorded comparisons can be made later on playback equipment. It is hoped that the comparison experience will give customers a first-hand feel for the problems of recording and aid them in decision making when purchasing audio equipment.

Prerecorded VCR Movies

An RCA survey revealed that approximately one of five owners of video cassette recorders purchase prerecorded cassettes, most of them being feature movies. It is estimated that 85 percent of the owners of preprogrammed cassettes have bought feature movies, with "adult" movies a distant second at 12 percent.

Editing Digital Tape Recordings

An electronic editing system has been designed to complement tape recordings made on the 3M Digital Mastering System. Rather than physically joining pieces of tape, the system copies the electronic digital signals in selected sequences to create a master. While esthetic selection is under control of a record producer, execution of the actual copying is controlled by a microprocessor. The operator listens for appropriate edit points, stops the tape, and views a graphic representation of the sound on a video screen. After satisfactory matching of sound and graphic representations, the time-encoded points on the tape are registered in the microprocessor for later automatic synchronism when the copying sequence occurs. Edit capabilities include the insertion of live music on a previously recorded multi-

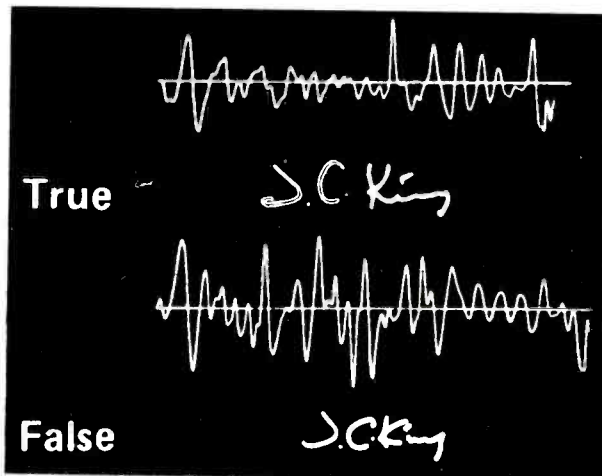
track tape and assembly editing of 32 tracks onto a four- or two-track master. Development of the system has been a joint effort of 3M and Inter-Technology Exchange, Ltd.

For Robot Enthusiasts

"Robotics Newsletter," a monthly periodical for amateur and professional robot enthusiasts, presents articles on microprocessors, batteries, motors, sensory devices, automata theory, bio-physical analogs, etc. Yearly subscriptions are \$8 from International Institute for Robotics, Box 615, Pelahatchie, MS 39145.

Signature Verification

An experimental signature verification system developed at IBM's Research Division may someday be used to control access to sensitive data, devices or locations. The system does not "read" handwriting as such, but compares data obtained from a pen's acceleration



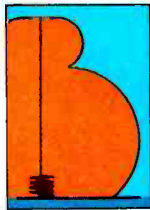
(changes in speed and direction) and pressure with similar information stored by a computer. Studies have shown that rapid handwriting patterns are consistent and beyond deliberate control. In a field test of the system, 2907 of 2948 verification attempts were accepted and 490 of 492 forgery attempts were rejected.

Car Audio Sales


It is reported that the U. S. Justice Department is looking into the practice of automobile manufacturers' offering car radios, tape players, and other audio components as standard equipment. By providing the audio systems as standard equipment, officials said that the buyer is deprived of an opportunity to choose what he wants for a new car. It's alleged by some radio and tape-machine industry spokesmen that auto dealers price car sound equipment far higher than sold by retail outlets. The investigation on whether the Sherman Act or Clayton Act is being violated is expected to last several months.

The Great Breakthru!

Computer Engineered Duo-Phased Performance!



Powerwave of Base Loaded Antenna



Powerwave of Top Loaded Antenna



Powerwave of Shakespeare's Two Load™ Antenna

NEW LONGER RANGE!
NEW TALKPOWER!
NEW STRENGTH!
NEW MOUNTS!


Black or White!

Shakespeare's computer engineered **Two Load™ Antenna** doubles the advantage of both base and top loaded antennas. Base loading means low SWR. Top loading gets the signal out! With loading coils stacked and co-phased in the vertical mode, the Shakespeare Two Load™ multiplies your signal in all directions... **power up** to get out over the top of nearby interference... **power down** to ensure superior performance and low SWR

Big New Bonus in Reach and Range

TIP LOAD...the top loading coil is completely encased in Shakespeare's exclusive fiberglass process. No bulge. No lump. No exposed coil. And the sleek, thin design stays erect at highway speeds

BASE LOAD...the Shakespeare base loaded coil is your booster...promising extra performance and delivering a true power match.



PLUS...the new sculptured chromed trunk mount that has Detroit cheering. With built-in electronics. A moulded rubber shield to protect your car's finish. And the new **Spin-Off/On Feature** lets you laugh at the guys at the car wash. The stud is stainless...the housing sealed...making the entire unit moisture proof and completely corrosion resistant!



under
\$30.



Two Load™ Antenna
 Style 5000-1B Trunk
 Lid Mount with
 "Duo-Phased" loading.



ELECTRONICS AND FIBERGLASS DIVISION
 Antenna Group/P.O. Box 246 Columbia, S.C. 29202

The Shakespeare Company/Manufacturers of Communications Antennas, Marine Electronics, Fishing Tackle, Industrial Fiberglass, Lighting Poles, Wonderthread and Specialized Monofilaments, Golf Equipment, Automotive Products, Saddlery and Equestrian Accessories

CIRCLE NO. 55 ON FREE INFORMATION CARD

How to buy a personal computer.

Suddenly everyone is talking about personal computers. Are you ready for one? The best way to find out is to read Apple Computer's "Consumer Guide to Personal Computing." It will answer your unanswered questions and show you how useful and how much fun personal computers can be. And it will help you choose a computer that meets your personal needs.

Who uses personal computers.

Thousands of people have already discovered the Apple computer — businessmen, students, hobbyists. They're using their Apples for financial management, complex problem solving — and just plain fun.

You can use your Apple to analyze the stock market, manage your personal finances, control your home environment, and to invent an unlimited number of sound and action video games. That's just the beginning.

What to look for.


Once you've unlocked the power of the personal computer, you'll be

using your Apple in ways you never dreamed of. That's when the capabilities of the computer you buy will really count. You don't want to be limited by the availability of pre-programmed cartridges. You'll want a computer, like Apple, that you can also program yourself. You don't want to settle for a black and white display. You'll want a computer, like Apple, that can turn any color tv into a dazzling array of color graphics.* The more you learn about computers, the more your imagination will demand. So you'll want a computer that can grow with you as your skill and experience with computers grows. Apple's the one.

How to get one.

The quickest way is to get a free copy of the Consumer Guide to Personal Computing. Get yours by calling 800/538-9696. Or by writing us. Then visit your local Apple dealer. We'll give you his name and address when you call.

*Apple II plugs into any standard TV using an inexpensive modulator (not included).



apple computer™

In California call (408) 996-1010

CIRCLE NO. 6 ON FREE INFORMATION CARD