

Popular Electronics

INCLUDING **Electronics World**

HIRSCH-HOUCK LABS TESTS
OUTDOOR HI-FI SPEAKERS

How to Select a
**CASSETTE
RECORDER**

**BRITISH
RADARS**
FOR
PLEASURE
BOATS

TEST REPORTS:

- Shure M-688 Mike Mixer
- Heath IM-102
Digital Multimeter
- Pace 100-S CB Transceiver
- Wahl Cordless
Soldering Iron



BUILD:

- Electronic Pest Control
- Differential-Temperature
Basement Ventilator

**WHICH
FIISF**

3794061 DRNL A28A30C 11
REG100624H0004001A8Y039
L DARKNELL JR AUG
28 ARDEN CT
REDWOOD CITY CA 94061

All this is yours—from Achievement Kit to the only Color TV specifically designed for training—when you enroll for NRI's TV-Radio Servicing course. Other courses are equally complete. But NRI training is more than kits and "bite-size" texts. It's also personal services which have made NRI a 50 year leader in the home-study field. Mail the postage-free card today.

Approved under GI BILL

If you served since Jan. 31, 1955, or are in service, check GI line in postage-free card.



You get more for your money from NRI—

**America's oldest and largest Electronic,
Radio-Television home-study school**

Compare. You'll find—as have so many thousands of others—NRI training can't be beat. From the delivery of your first lessons in the remarkable, new Achievement Kit, to "bite size," easily-read texts and carefully designed training equipment . . . NRI gives you more value.

Shown below is a dramatic, pictorial example of training materials in *just one* NRI Course. Everything you see below is included in low-cost NRI training. Other major NRI courses are equally complete. Text for text, kit for kit, dollar for dollar—your best home-study buy is NRI.

NEW COLOR TV



GET A FASTER START WITH NRI'S NEW EXCLUSIVE ACHIEVEMENT KIT

The day your enrollment is received your Achievement Kit will be on its way to you. It contains everything you need to make an easy, fast start in the Electronics training of your choice. This attractive, new starter kit is an outstanding, logical way to introduce you to home-study the way NRI teaches it . . . backed by a dedicated staff and the personal attention you should expect of a home-study school. It is your first special training aid . . . designed to make your adventure into Electronics absorbing, meaningful. Your Achievement Kit contains your first group of lesson texts; rich vinyl desk folder to hold study material; the industry's most complete Radio-TV Electronics Dictionary; valuable reference texts; lesson answer sheets; envelopes; pencils, pen; engineer's ruler—even postage. No other school has anything like it.

OVER 50 YEARS OF LEADERSHIP



LEARNING BECOMES AN ABSORBING ADVENTURE WITH NRI TRAINING KITS

What better way to learn than by doing? NRI pioneered and perfected the "home lab" technique of learning at home in your spare time. You get your hands on actual parts and use them to build, experiment, explore, discover. Electronics come alive! NRI invites comparison with training equipment offered by any other school. Begin NOW this exciting, practical program. It's the best way to understand the skills of the finest technicians—and make their techniques your own. Whatever your reason for wanting to increase your knowledge of Electronics . . . whatever your field of interest . . . whatever your education . . . there's an NRI instruction plan for you, at low tuition rates to fit your budget. Get all the facts about NRI training plans, NRI training equipment. Fill in and mail the attached postage-free card today.

NATIONAL RADIO INSTITUTE, Washington, D.C. 20016.

IN ELECTRONICS TRAINING

Accredited by the Accrediting Commission of the National Home Study Council

FEATURE ARTICLES

- 12 HOW TO SELECT A CASSETTE RECORDER** *Julian D. Hirsch*
Factors to consider, advantages and disadvantages.
- 26 OUTDOOR HI-FIDELITY LOUDSPEAKER ROUNDUP** *Julian D. Hirsch*
Nine popular models from various manufacturers were tested. Their performances are described.
- 35 X-RAYS FROM TV NO LONGER A HAZARD**
- 40 BRITISH RADARS FOR PLEASURE BOATS** *Ken Englert*
A report on recent advances made by English manufacturers.
- 43 FUSES FOR ELECTRONICS** *Charles W. James*
Types of fuses and how to select them for use.
- 46 AMATEUR STATION HELPS LAND TWO AIRCRAFT**
- 51 CRYSTAL-CONTROLLED FM TUNER DESIGN** *Klaus J. Peter*
New tuner uses single crystal and IC divider.
- 59 LIQUID-CORE, LOW-LOSS OPTICAL FIBER**
- 60 SALVAGING DUNKED RADIOS** *John T. Frye*
Solving the annual/summer service problem.
- 76 HOW TO USE HI-FI HEADPHONES** *Jim Ashe*

THE SCENES

- 78 TELEVISION SCENE** *Forest H. Belt*
Picking a good TV service man.
- 82 TEST EQUIPMENT SCENE** *Leslie Solomon*
What a vectorscope is and how to use one.
- 97 SURPLUS SCENE** *Alexander W. Burawa*

ZIFF-DAVIS PUBLISHING COMPANY
Editorial and Executive Offices
One Park Avenue, New York, New York 10016
212 679-7200

William Ziff, President
W. Bradford Briggs, Executive Vice President
Hershel B. Sarbin, Senior Vice President and Secretary
Stanley R. Greenfield, Senior Vice President
Philip Sine, Financial Vice President and Treasurer
Phillip T. Heffernan, Vice President, Marketing
Frank Pomerantz, Vice President, Creative Services
Arthur W. Butzow, Vice President, Production
Edward D. Muhlfield, Vice President, Aviation Division
Irwin Robinson, Vice President, Travel Division
George Morrissey, Vice President
Sydney H. Rogers, Vice President
Lawrence Sporn, Circulation Director

POPULAR ELECTRONICS Including ELECTRONICS WORLD, July 1972, Volume 2, Number 1. Published monthly at One Park Ave., New York, NY 10016. One year subscription rate for U.S., U.S. Possessions and Canada, \$6.00; all other countries, \$7.00. Second class postage paid at New York, N.Y. and at additional mailing offices. Authorized as second class mail by the Post Office Department, Ottawa, Canada and for payment of postage in cash. Subscription service and Forms 3579: P.O. Box 1096, Flushing, NY 11352. Editorial offices for manuscript contributions, reader inquiries, etc.: One Park Ave., New York, NY 10016.

POPULAR ELECTRONICS Including ELECTRONICS WORLD is indexed in the Reader's Guide to Periodical Literature.

Copyright © 1972 by ZIFF-DAVIS PUBLISHING COMPANY. All rights reserved.

EDGAR W. HOPPER
Publisher
WM. A. STOCKLIN
Editorial Director
MILTON S. SNITZER
Editor
LESLIE SOLOMON
Technical Editor
JOHN R. RIGGS
Managing Editor
EDWARD I. BUXBAUM
Art Director

ALEXANDER W. BURAWA
Associate Editor
ANDRE DUZANT
Technical Illustrator
JUDITH L. HOGAN
Editorial Assistant
FOREST H. BELT
JOHN T. FRYE
DAVID L. HEISERMAN
J. GORDON HOLT
RICHARD HUMPHREY
Contributing Editors

JOSEPH E. HALLORAN
Advertising Director
RICHARD J. HALPERN
Advertising Manager
MADELEINE LITTMAN
Advertising Service Manager
STANLEY NEUFELD
Associate Publisher
FURMAN H. HEBB
Group Vice President
Electronics and Photographs

CONSTRUCTION STORIES

- 31 DIFFERENTIAL-TEMPERATURE BASEMENT VENTILATOR** *Jim Ashe*
Keeps out mold and mildew in the summertime.
- 34 BUILD THE OPTIMUM FUZZ ADAPTER** *Craig Anderton*
New circuit adds fuzzier sound to your guitar.
- 47 ELECTRONIC PEST CONTROL** *Lyman Greenlee*
Drives away rodents and insects with ultrasonics.
- 58 FLIP-FLOP WITH OP AMPS** *Harry Garland*
New digital use for linear operational amplifiers.

PRODUCT TEST REPORTS

- 64 SHURE M688 STEREO MICROPHONE MIXER**
- 66 PACE 100-S CB TRANSCEIVER**
- 68 HEATHKIT IM-102 DIGITAL MULTIMETER KIT**
- 70 WAHL ISO-TIP CORDLESS SOLDERING IRON**
- 71 HOBBY HILL CONDUCT-O-TAPE**

DEPARTMENTS

- 6 EDITORIAL** *Milton S. Snitzer*
The IEEE Show Was Down to Earth.
- 8 LETTERS**
- 23 NEWS HIGHLIGHTS**
- 86 NEW PRODUCTS**
- 89 OUT OF TUNE**
"Build a 175-MHz Prescaler," April 1972
- 94 ELECTRONICS LIBRARY**
- 96 NEW LITERATURE**

READER SERVICE CARD ON BACK COVER

Midwestern Office
The Pattis Group, 4761 West Touhy Ave.,
Lincolnwood, Illinois 60464, 312 679-1100
GERALD E. WOLFE, DICK POWELL
DICK GOVATSKI, MANLEY LUDWIG

Western Office
9025 Wilshire Boulevard, Beverly Hills, California 90211
213 273-8050; BRadshaw 2-1161
Western Advertising Manager, BUD DEAN

Japan: James Yaai
Oji Palace Aoyama; 6-25, Minami Aoyama
6 Chome, Minato-Ku, Tokyo 407-1930/6821

Ziff-Davis also publishes Boating, Car and Driver, Cycle, Flying, Modern Bride, Popular Photography, Skiing, and Stereo Review.

Farms 3579 and all subscription correspondence should be addressed to POPULAR ELECTRONICS Including ELECTRONICS WORLD, Circulation Department, P.O. Box 1096, Flushing, NY 11352, Please allow at least eight weeks for change of address. Include your old address, as well as new—enclosing, if possible, an address label from a recent issue.

Editorial contributions must be accompanied by return postage and will be handled with reasonable care; however, publisher assumes no responsibility for return or safety of art work, photographs or manuscripts.



Member Audit Bureau
of Circulations



Editorial

By Milton S. Snitzer, Editor

THE IEEE SHOW WAS DOWN TO EARTH

Recently, we made our annual pilgrimage to the Institute of Electrical and Electronics Engineers (IEEE) Show. The Intercon (International Convention and Exposition), as it was called this year, was only a skeleton of its former self. In the past, this show was one of the largest industrial exhibits in the world. In 1970, for example, there were around 600 exhibitors and lots more were clamoring to get in. This number dropped to about 435 last year and there was a further falling off to only about 275 exhibitors this year. The show boasted a total of 60,000 engineers going through the exhibits in the late 1960's, but this was down to about 40,000 last year, and to an expected 30,000 this year.

In previous years all four floors of New York City's Coliseum were jampacked with exhibits and people. This year considerable space was closed off on the first three floors, while the fourth floor had no commercial exhibits at all. It probably would have been possible to hold the entire convention at the Coliseum rather than to hold the technical sessions at the New York Hilton hotel.

The little giants, such as Hewlett-Packard and Tektronix, still had large exhibits, but the big giants were conspicuous by their absence. For example, among the missing were RCA, Fairchild, Texas Instruments, Sylvania and IBM. Motorola, Westinghouse, and GE, who have had large exhibits in the past, had only small booths this year.


In spite of all the apparent gloom surrounding the show and the shrinkage of exhibitors, everyone we talked to sensed the beginning of a turnaround. People were cautiously optimistic. What has happened is that the electronics industry, which had been flying high (due to government spending) and enjoying its glamorous position for many years, has finally come down to earth. People from the smaller companies, many of whom were new to the show this year, were saying that things were beginning to look up for them.

We got the feeling that the companies mean business now and fewer are out in the blue sky with their plans. There was no shortage of new products at the show however, and most of them were practical and very much applications-oriented. Perhaps what we are seeing is the emergence of a stable, more conservative industry that is reaching its maturity rather than acting the role of a young swinger, as it has in years gone by. Hobbyists and professionals alike may not find things as hectic as before, but the electronics industry is far from lying down and giving up the ghost.

“This pocket-sized masterpiece explains what electronics is all about...a marvelous little book...” Electronic Buyers' News

“For \$2.95, it will take a novice from basic electricity through MOS and linear ICs... as good a basic book as we've seen.”

Electronics magazine



Understanding Solid-State Electronics is a self-teaching text which begins at the beginning and explains every new idea and technical subject in terms you can understand.

This book was created for anyone who wants or needs to understand solid-state electronics, but can't devote years to the study.

Texas Instruments prepared the course for its own non-engineering employees and customers—and thousands have proven its effectiveness.

It's a practical course. Engineering concepts are explained without using mathematics—just a little simple arithmetic. Technical terms are used, but each one is explained—in plain English.

12 lessons plus quizzes, glossaries—250 pages

The lessons cover: What Electricity Does in Every Electrical System • Basic Circuit Functions • How Circuits Make Decisions • Relating Semiconductors to Systems • Diodes: What They Do and How They Work • Transistors: How They Work, How They Are Made • Transistor Specifications

• Thyristors • Optoelectronics • Introduction to Integrated Circuits • Digital Integrated Circuits • MOS and Linear Integrated Circuits.

Award-winning course

Tens of thousands of readers have followed the serialization of this book in *Electro-Procurement* magazine—for which it won the 1972 Jesse H. Neal Editorial Achievement Award, the “Pulitzer Prize” of the business press.



Send coupon today for your copy

LEARNING CENTER

Texas Instruments Learning Center
P.O. Box 3640 • Dallas, Texas 75222

Please send _____ copies of **Understanding Solid-State Electronics**. I have enclosed \$2.95 for each copy ordered (check or money order only). Total amount enclosed is \$_____.

NAME _____

ADDRESS _____

CITY _____ STATE _____ ZIP _____

TEXAS INSTRUMENTS


INCORPORATED

CIRCLE NO. 38 ON READER SERVICE CARD

11120

5 VITAL COMPONENTS

FOR KNOWLEDGE . . . FOR PROFIT . . . FOR SHEER
MUSIC AND ELECTRONICS ENJOYMENT!



1972 STEREO DIRECTORY AND BUYING GUIDE

Amplifiers • Tuners • Receivers •
Hi-Fi Systems • Changers and Turn-
tables • Speaker Systems • Phono
Cartridges and Arms • Cassette, Car-
tridge and Reel-to-Reel Tape Machines.
More than 1500 products, listed by
manufacturer, model number, complete
specifications, description and price.

1972 TAPE RECORDER GUIDE—Spring
Now published twice a year—this all
new edition spells out everything you
need to know about 4-Channel Sound,
complete with Directories of 4-channel
components, matrix discs and discrete
8-track tapes. It's packed with features
on everything else your tape-recording
heart desires along with a complete
buyers guide for tape machines, raw
tape, microphones and accessories!



1971 ELECTRONIC EXPERIMENTER'S HANDBOOK—SPRING EDITION

148 pages containing 20 of the most
exciting electronics construction pro-
jects for the electronics hobbyist. All
laboratory tested by the editors, com-
plete with parts list, easy "How-To-
Do-It, How-It-Works" instructions and
many with actual size PC Foil Pat-
terns!

1972 ELECTRONIC EXPERIMENTER'S HANDBOOK—WINTER EDITION

Another big, challenging package!
Build these brain-busters for home and
car, for experience, for fun—

Automatic Lighting Protector • Wire
Music • Super Flash • Remote
Camera Shutter Release • Low-Cost
Relay • Electronic Combination Ignition
Lock • Electronic Overload Protection.

Plus 26 more!



1972 COMMUNICATIONS HANDBOOK

It's a whole book full of up-to-the-
minute data to help you get greater
value and enjoyment out of every
minute you spend with your equip-
ment. Special bonus—includes TV
DX'ing, ABC's Broadcast Listening,
listings of frequencies used by Po-
lice, Fire and Public Safety agencies
plus UHF and VHF.

ZIFF-DAVIS SERVICE DIVISION • Dept. W
595 Broadway, New York, N.Y. 10012

Please send me the annuals I've checked below:

PE-772

- 1972 Stereo Directory—\$1.50
 1972 Tape Recorder Guide—Spring, \$1.50
 1971 Electronic Experimenter's Handbook—Spring—\$1.50
 1972 Electronic Experimenter's Handbook—Winter—\$1.25
 1972 Communications Handbook—\$1.25

I am enclosing \$_____. My remittance includes an
additional 35c per copy for postage and handling. (Outside
U.S.A. all magazines are \$2.50 per copy, postpaid.)

print name _____


address _____

city _____

state _____

zip _____

PAYMENT MUST BE ENCLOSED WITH ORDER



WHAT DO HAMS DO?

Congratulations on your article "What Do Hams Do?" (March 1972). This is exactly what is needed to introduce the electronics enthusiast to the world of ham radio, a realm with which he might not be familiar. The wide range of subjects covered in the article should be sufficient to contain at least one facet of interest for the reader to become involved. And interest is what makes future hams.

Keep up the good work.

HENRY MULLER, WA2SBU
Schenectady, N.Y.

I especially liked the article titled "What Do Hams Do?" in the March issue. Let's have more of the same. Also, how about an article on how to become a ham or on ham equip-
ment?

GABE GARGIULO
E. Hartford, Conn.

A MIX-UP IN CALL SIGNS

I would like to point out an error in your article "Canada's New Voice On Shortwave" (April 1972). Instead of reading: "Best heard in the U.S. is CFRX on 6070 kHz out of Toronto, relaying CFCF," it should read, ". . . relaying CFRB." CFCX on 6000 kHz out of Montreal relays CFCF.

KEN WONG
Vancouver, B.C., Canada

MORE ON NOISE POLLUTION

Your article titled "Electronics Fights Noise Pollution" (October 1971) was excellent and performed a genuine service for your readers. I would like to add a few observations, as medical advisor in matters of health effects of noise to the California State Dept. of Public Health. First is that there is a continuing need for legislation and enforcement of laws to protect the general public from noise; most important among these are stronger building codes to isolate the individual from the noise-producing capacity of his neighbor. Another observation is that the definition of deafness as recognized by the American Medical Association must be broadened. At the

present time, the definition uses as a base line the human voice with deafness being recognized only when loss has occurred at 500, 1000, and 2000 Hz. Obviously, this leaves out a large portion of the audio spectrum which is important to many of us.

C. RICHARD WOLF, M.D.
Medical Officer
California Dept. of Public Health

Quite right; the AMA's definition of deafness is far from realistic, especially for hi-fi enthusiasts. It is also true that all of us as private citizens must do something to help bring about noise abatement legislation. However, it is also the responsibility of each of us, separately and collectively, to set an example even where no anti-noise pollution laws exist.

CRYSTAL BALL GAZING KAPUT?

In the Solid State column (January 1972), Lou Garner predicted that one of the things to come during 1972 is an electronic calculator in the under \$150 price range. I would like to inform Mr. Garner that a calculator made by Brother is selling at this time for \$129.50. Commodore is also marketing a calculator for a list price of \$150. I also call your attention to an ad on page 121, placed by B & F Enterprises, which features a calculator kit designed around the Texas Instruments TMS1802NC chip at \$88. It takes no crystal ball gazing to come up with "predictions" which are already fact.

BRUCE TOBACK
Scottsdale, Ariz.

But when the predictions were originally made—two months before they actually appeared in print—they were just that and worthy of our semi-resident fortune-teller. The fact that they have already come true, due mostly to the stiff competition among suppliers during the Christmas rush, only bears out Swami Garner's talents. Also, you will note that the \$88 calculator (an exceptional buy, to be sure) is a kit: Mr. Garner was referring to factory-assembled calculators.

ANOTHER EL PANEL DISTRIBUTOR

With reference to the May and September 1971 Interface columns referring to electro-luminescent panel suppliers, we would appreciate your advising your readers that Astronics Corp., 300 French Rd., Buffalo, NY 14227 can supply EL lamps, alphanumeric indicators, and flat-screen displays.

KEVIN T. KEANE
Executive Vice President
Astronics Corp.

Interested readers should write directly to the address cited in the body of Mr. Keane's letter to request more information.

JULY 1972

CAN YOU QUALIFY

HELP WANTED

CIRCUIT DESIGNERS

Salary:
\$12,000 to \$17,500

Requirements:
BSEE or EQUAL

ANY COMPANY
EVERYWHERE, USA

for a high paying
& secure position
as a...

CIRCUIT DESIGNER?

*Chances
are you
can!*

DEGREE REQUIREMENT WAIVED!

The need for Circuit Designers is so great that employers will put aside the degree requirement to move up or hire men with these skills. In every industry there are men holding these prestigious positions who do not have a degree in engineering. WHY NOT YOU?

UP-TO-DATE TRAINING!

Our programs are not a rehash of the electronics you already know, but intensive training in the electronics you do not know. They offer you "hands-on" learning of how to design circuits using the latest devices. Included are: transistors, IC's, FET's, IC power supply regulators, UJT's... plus more. ARE YOU READY FOR TODAY'S ELECTRONICS?

LOW COST!

Because these courses are highly specialized, you can choose a curriculum which best suits your needs. And, most important, you can learn at a price you can best afford. CAN YOU AFFORD TO WAIT ANOTHER DAY?

FREE! Send for literature on how you can qualify for training as a CIRCUIT DESIGNER.

NOT FOR BEGINNERS

The Center For Technical Development, Inc.

517 E. Main St., Louisville, Oh., 44641
PE72

Gentlemen, please send me complete details on your CIRCUIT DESIGN courses.

Name _____ Age _____

Address _____

Zip _____

CIRCLE NO. 4 ON READER SERVICE CARD

**GET
A LITTLE
MORE
IN THE
NAVY**

MORE OF A JOB, MORE TRAINING:

The Navy can guarantee you your job (there's over 65 to choose from) or the Navy can guarantee you get to a school where you'll learn one.

MORE CHOICE—NEW 3 YEAR ENLISTMENT:

You can come in for 6 years or 4 years or now, 3 years.

MORE GUARANTEES:

You can be guaranteed East or West Coast and choice of sea duty or airman recruit work.

MORE TRAVEL:

See Africa. See Europe. See Japan. Join the Navy and see the world. (It's still true.)

MORE BREAD:

New guys now earn \$288 a month. (Congress gave us a raise.)

MORE HAIR:

You can wear a beard (nicely trimmed) if you want to. It's a Naval tradition; it's also a brand new Navy.

MORE FREEBIES:

Besides free travel and free education and that \$288 a month, you get free food and free clothing and free housing and free health care and 30 paid vacation days per year.

CALL THIS NUMBER:

800-424-8880

It's toll free and a real live Navy recruiter will answer all your questions 24 hours a day, seven days a week. In Washington, D.C. call 433-2000.

OR SEE YOUR NAVY MAN RIGHT NOW.

He's listed in your phone book under U.S. GOVERNMENT, NAVY. He's got all the answers—or he knows where to find them.

OR SEND IN THIS COUPON.

Send To: Captain Donald E. Oglevee
Building 157, Fourth Floor,
Washington Navy Yard,
Washington, D.C. 20390

I want to know more about:

- Training and Education
- New 3 Year Enlistment
- Travel and Adventure
- Increased Pay
- How I can enlist now, but not report for duty for six months
- I don't want to wait. Call me now!

My phone No. (_____)_____.

NAME _____ AGE _____

ADDRESS _____

CITY _____

STATE _____ ZIP _____ 50

How To Select A CASSETTE RECORDER

FACTORS TO CONSIDER, ADVANTAGES AND DISADVANTAGES, ALONG WITH SPECIAL FEATURES AVAILABLE

BY JULIAN D. HIRSCH
Hirsch-Houck Laboratories

ALTHOUGH cassette and reel-to-reel tape recorders operate on the same general principles, the cassette system is sufficiently unique to warrant separate consideration.

A typical cassette deck, except for its size, resembles a basic two-head, single-motor open-reel tape recorder. Instead of placing a reel of tape on the supply hub, threading it across the heads (and sometimes around one or more tension rollers), and wrapping it around a take-up reel hub, the cassette user merely snaps a tiny cassette into a recess on the deck, and it is ready for playing (or recording). Removal is equally simple (and can be done at any time), since merely pressing an eject button or lever pops the cassette out of the machine.

The cassette itself is a miniature tape handling system, with supply and take-up hubs, tape, and the necessary guide rollers and pressure pads housed in a molded plastic case about 4" x 2½" x ¾". The tape is only 0.15" wide (compared to 0.25" for open reel tape) and moves at 1½ ips. Four parallel recording tracks, each about 0.020" wide, occupy the width of the tape.

Holes and cutouts in the cassette case are provided for locating pins, the two tape hub drive shafts, the capstan and pressure roller, and the erase and combined record/playback heads. Like open reel tape, the four track cassette is played two tracks at a time. After one passage, it is turned over and the other two tracks are played in the opposite direction. Unlike open reel tape, however, the cassette can be turned around in only two or three seconds.

A unique feature of the cassette is its ability to safeguard against accidental erasure of a recording. Knocking out a small

tab in the back of the cassette prevents the recording function of the deck from operating. If one desires to record on the cassette at a later date, a piece of tape may be placed over the hole to restore the recording feature.

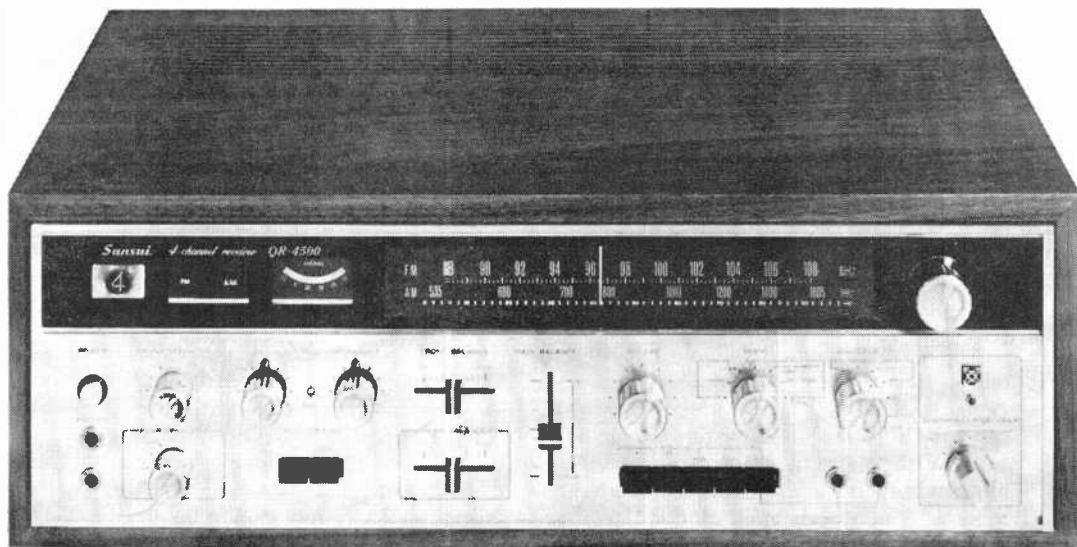
Cassettes are identified by their total playing time. The most widely used size, the C-60, plays for 30 minutes in each direction, or a total of 60 minutes. For shorter recordings, there are C-30 cassettes, which play for a total of 30 minutes; and longer playing times are provided by C-90 (90 minutes) and C-120 (120 minutes) cassettes. The very thin tape used in the longer playing types (particularly the C-120) may cause difficulty with some recorder mechanisms. When in doubt, follow the recommendations of the manufacturer of the recorder in which you are interested.

Advantages and Limitations. It is apparent that the cassette offers *unparalleled ease of handling, storage, and loading*—surpassing even disc records in these respects. This is obtained not without a price, however. Let us consider the limitations of the cassette medium, and see how they are being overcome.

1. The low tape speed (1½ ips) limits the high frequency response. Early cassette machines (and some of the lower priced current models) cannot reproduce frequencies above 8000 Hz. However, a 12,000-Hz frequency response is now common in medium priced models, and the best units go to 15,000 Hz or higher. In this respect, they are comparable to most good reel-to-reel tape recorders operating at 7½ ips.

2. The narrow track width, combined with the low tape speed, results in a rela-

WHICH WAY FOUR CHANNEL ?



THIS WAY

If the four-channel merry-go-round has you confused, you have lots of company. Discrete or matrixed. Compatible or non-compatible. This system or that one.


Now Sansui offers you total-capability QR Receivers that will transport you into the four-channel world to day and can handle every variation to the four-channel game that anyone's dreamed up for tomorrow.

Take the QR4500 AM/FM Two-Channel and Four-Channel Stereo Receiver-Synthesizer-Decoder-Amplifier-and-Control-Center. It can decode any compatibly matrixed four-channel recording or FM broadcast, or it can synthesize two rear channels from any two-channel source. Exclusive Sansui phase-shift matrixing prevents the sound dropouts and false dislocations that plague many matrixed systems. And exclusive phase modulators duplicate the live sound field.

It can handle any tape or other discrete source and accepts adaptors, converters or other accessories for any four-channel technique anyone's hinted at.

It boasts 240 watts of total IHF power (continuous power per channel of 38 watts at 4 ohms, 27 watts at 8 ohms) with less than 0.5% TH or IM distortion at rated output and normal response of 20 to 30,000 Hz \pm 1dB. In a walnut cabinet, \$599.95.

You'll find the same universal four-channel versatility in all Sansui QR Quadphonic Receivers, including the QR1500, with 100 watts of total IHF power (20 watts continuous per channel at 4 ohms). With walnut cabinet, \$299.95.



Sansui



SANSUI ELECTRONICS CORP.

Woodside, New York 11377 • Gardena, California 90247
ELECTRONIC DISTRIBUTORS (Canada), Vancouver 9, B.C.
SANSUI ELECTRIC CO., LTD., Tokyo, Japan • Sansui Audio Europe S. A., Antwerp, Belgium

© COPYRIGHT BY SANSUI

CIRCLE NO. 32 ON READER SERVICE CARD

tively high noise (hiss) level. With the latest tape formulations and low noise electronics, a signal-to-noise ratio of 45 to 50 dB can be achieved (compared to the 55 to 60 dB of good reel-to-reel recorders). However with the aid of a Dolby noise reduction circuit (offered on a few top-priced cassette recorders), a signal-to-noise ratio of 55 to 60 dB is possible.

3. Flutter is inherently high in cassette recorders since the tape tension is not completely under the control of the deck manufacturer. Although most cassette machines are rated to have 0.2% or higher flutter, some of the best cassette mechanisms have reduced flutter to less than 0.15%. (A medium priced open reel deck may have 0.1% to 0.15% flutter.) Such techniques as heavy flywheels and dual-capstan tape drives are largely responsible for this improvement.

4. Tape editing and splicing is very difficult with a cassette. With considerable patience and skill, it *can* be done, but in this respect the reel-to-reel system is far superior. Furthermore, a tape breakage or jamming within the cassette usually cannot be repaired since both ends of the tape must be accessible for splicing; and many cassette cases are ultrasonically welded and cannot be opened without destroying the cassette.

5. Off-the-tape monitoring, quarter-track mono recording, and special effects such as sound-on-sound and echo are not practical with cassettes, since there is no room for a separate recording head. All audio cassette systems are licensed by the originator, Philips of Holland, and they do not permit special head configurations which would not be compatible with stereo or mono cassette players.

6. Although tape quality is important with any type of recorder, it becomes paramount in the case of a cassette. Momentary drop-outs, due to uneven tape coating or head contact, that may be acceptable with the wider track open-reel format, can give cassette recordings an unpleasant roughness. The remarkable frequency response and signal-to-noise ratio of some modern cassette recorders is based on the use of premium-grade, low-noise tapes. Even more important, perhaps, is the mechanical quality of the cassette. Uneven tape winding, erratic friction in guide rollers or hubs, and similar mechanical flaws can ruin a recording, or in some cases cause a cassette to jam or break. Since it is possible for a spilling cassette tape to jam a transport mecha-

nism, requiring disassembly to clear the obstruction, this makes "bargain" cassettes a poor economy indeed.

Applications of Cassette Systems. Many "serious" tape recording hobbyists will find the limitations of the cassette medium intolerable. The lack of editing convenience is the most damaging weakness of the cassette, but the flutter and drop-out problems may be equally annoying. Certainly, no one would expect to produce cassette tapes of professional quality in a "live" recording situation; yet this is not uncommon with moderately good reel-to-reel recorders.

On the other hand, a good cassette machine is capable of copying disc records and FM broadcasts with such fidelity that no difference (in frequency response, distortion, or noise) can be heard between the original program and the tape playback. Many home recording hobbyists use their reel-to-reel machines principally for dubbing records or broadcasts, and a good cassette recorder can usually match the performance of an open reel machine in this application. Some of them, in fact, are superior to comparably priced open reel recorders. Fortunately, when recording from discs, it is easy to do one's editing as the recording is being made so that the editing limitation of cassettes becomes less important.

The small size and light weight of cassette recorders simplifies their installation in systems with limited space. Battery operated cassette transports are common in the lower price ranges. They vary widely in quality and cannot be expected to have the low flutter and accurate speed of a good machine operated from the ac line.

If battery operation is important, be sure to listen to the recorder playing cassettes with piano music or similar material having sustained notes to determine whether its flutter is acceptably low. Unless independence from commercial power sources is a necessity, it is best to buy a recorder that operates on ac. The better machines have constant speed synchronous motors, and some have separate motors for the capstan and hub drives, with adequate torque to pull through the tape from a balky cassette.

A few cassette recorders offer such features as automatic tape reversal (sometimes even when recording) or automatic cassette changing for long periods of unattended operation. For many users, these

In 1968 almost every stereo enthusiast knew:

1

You couldn't reproduce bass notes through small speakers.

2

All the sound should come from the front of the speaker and none should be directed rearward toward the wall.

3

A speaker should never have associated electronics such as an active equalizer.

4

All good speakers should have crossovers, woofers and tweeters.

5

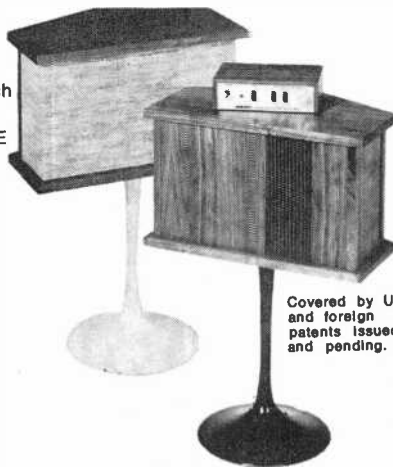
All speakers should be designed to give flat frequency response on axis.

By 1972 almost every stereo enthusiast has heard the BOSE 901.

A speaker which violates every one of the concepts above. Born out of 12 years of university research,* the 901 has become *the most highly reviewed speaker, regardless of size or price.*

Today we have a theoretical basis that explains why these concepts limit the performance of conventional speakers. But no theory can tell you how much better a new design will sound. To appreciate this, ask your dealer for an A-B comparison of the BOSE 901 with the largest and most expensive speakers he carries.

*For those interested in the 12 years of research that led to the design of the 901, copies of the Audio Engineering Society paper "ON THE DESIGN, MEASUREMENT AND EVALUATION OF LOUDSPEAKERS," by Dr. A. G. Bose, are available from BOSE Corporation for fifty cents.



Covered by U.S.
and foreign
patents issued
and pending.

You can hear the difference now.

BOSE
Natick, Mass. 01760

CIRCLE NO. 2 ON READER SERVICE CARD

conveniences are well worth their extra cost, though they are unrelated to the intrinsic quality of the recorder.

Noise Reduction Circuits. Since noise (mainly tape hiss) is one of the major weaknesses of the cassette medium, much engineering effort has gone into noise reduction systems. The most widely accepted technique is the Dolby B system, incorporated in a number of the better machines. Accessory Dolby units are also available from several manufacturers for use with recorders lacking this feature.

The Dolby system must be used both when making a recording and when playing it back. During recording, the higher frequencies are boosted at low program levels. In playback, they are reduced in an exactly complementary fashion. The net frequency response of the system is unaffected, but any noise introduced by the recorder is reduced by 6 to 10 dB. With the Dolby system, a good cassette recorder will have less noise than almost any program source one might use, and the hiss problem can be forgotten.

Many manufacturers of recorded cassettes use the Dolby process in their releases. When played back on a Dolby equipped machine, their noise level is generally insignificant—in marked contrast to the usually very audible hiss on ordinary commercially recorded cassettes. Even if the playback machine lacks the Dolby circuit, the Dolbyized cassettes can be played with excellent results. They may sound a trifle bright, but amplifier tone controls can usually take care of this and give a measure of hiss reduction at the same time.

Several other noise reduction systems have been developed in Europe and in Japan. Though differing in specific details, they are all “dynamic low-pass filters,” whose cut-off action is controlled by the level and frequency content of the program. Unlike the Dolby system, they do not require specially processed program material, but under certain conditions, their action can sometimes be heard as a “swish” of the background noise. In general, however, they work very effectively and imperceptibly.

Chromium-Dioxide Tape. One of the significant factors in cassette sound improvement has been the development of chromium-dioxide (CrO_2) tape. Properly used,

it can slightly extend the high frequency response and significantly reduce noise levels. However, it requires somewhat different bias, equalization, and operating levels for fully effective results. Many recorders now provide for its use, with a switch marked “ CrO_2 ” and “Normal.” With a suitable recorder, the somewhat higher price of CrO_2 tape (available from several manufacturers) is justified for anyone wishing to get the most from his cassette machine.

Users of recorders not equipped for CrO_2 tape need not feel limited in their recording activities, however. There are a number of ferric oxide cassette tapes whose performance is comparable to that of CrO_2 formulations. Some, like CrO_2 , are relatively expensive, but others can be purchased for a little more than an ordinary tape of less distinguished performance.

Automatic Level Control. Several cassette recorders have automatic recording level control. These circuits adjust the recording gain to prevent distortion from sudden peaks. During periods of low average level, they increase the recording gain so that a wide volume range can be recorded without fear of distortion during loud passages, and without attention from the operator.

Since automatic level control alters the program dynamics, it is usually used only for voice and non-critical music recordings. Lectures and classroom activities are typical situations where alc is a desirable feature. Most machines with alc also have a defeat switch so that their recording levels can also be adjusted manually.

Summary. Once you are aware of what a cassette recorder can—and cannot—do and have reviewed your own planned usage of the recorder, you can compare manufacturers’ specifications, features, and prices. Then you can make an intelligent selection.

As with most audio components, the higher priced models have better quality and more flexibility. Decks selling for less than \$100 may be quite good, but should be listened to carefully before purchase. Machines at lower prices, which include playback amplifiers and speakers, should be viewed with suspicion, unless top quality is not one of your objectives.

There are many recorders with first rate performance selling between \$100 and \$200. Those over \$200 usually have Dolby circuits or other refinements. ♦




FREE

Heathkit Catalog

Build and save on over 350 kits

Your free 1972 Heathkit catalog describes more kits than ever... over 350...all designed to give you fine performance and save you money when you buy and when you use. Choose solid state color TV, stereo, marine, automotive, test instruments, amateur radio, short-wave, home appliances, and more! Send for your free copy today.

NEW Solid-State Heathkit Color TV — the best TV kit ever offered



25" diagonal matrix tube, 24-position UHF/VHF detent power tuning, varactor UHF tuner, MOSFET VHF tuner, tint switch. New performance and convenience. Detent tuned UHF & VHF. Preselect any 12 favorite UHF stations, then power pushbutton (or remote) tune all 24 channels in either direction. New angular tint control switch selects normal or wide angle color to reduce tint changes between stations. Exclusive Heath MTX-5 ultra-rectangular black matrix tube has brighter pictures, better contrast. "Instant-On." Automatic fine tuning. Adjustable tone control. Automatic chroma control. Adjustable video peaking. More sensitive tuners. Transformer operated. Built-in dot generator and volt-ohm meter. Choice of cabinet styles from \$81.95*.

- Kit GR-900, less cabinet \$599.95*
- Kit GRA-900-6, remote control \$79.95*

NEW Heathkit Digital FM Tuner



Another Heathkit "first" in consumer electronics. Pure digital computer design including digital frequency synthesizer tuning employing phase-lock-loop techniques, FET varactor FM RF front end, digital discriminator and readout result in performance specs and tuning convenience that already are the talk of the audio world: channel frequency accuracy better than 0.005%; less than 1.8 uV sensitivity; distortion levels of 0.1%; selectivity and IF rejection better than 95 dB; image & spurious rejection better than 90 dB; S/N ratio better than 65 dB; separation better than 40 dB. One of a kind, the AJ-1510 "computer tuner" is the only tuner offering you 3 distinct tuning modes; keyboard, computer-type punch cards (up to 3), plus automatic band scanning with variable speed and stereo-only capability. The 55 ICs, 50 transistors and 50 signal diodes mount on 10 modules with 7 plugging into a master board for optimum computer modularity & ease of assembly. Join the computer generation of audio equipment — order your AJ-1510 today.

- Kit AJ-1510, tuner only \$539.95*
- Cabinet \$24.95*

NEW Heathkit Solid-State Ignition Analyzer

Analyzes standard, transistor, or capacitive discharge systems on 3, 4, 6, or 8 cyl. engines to find bad plugs, points, wiring or distributor parts, incorrect dwell time, coil, condenser, transistor or CD circuitry problems. Built-in tach, 0-1000 & 0-5000 rpm ranges for carb. adjustments. Constant width patterns, primary or secondary, parade or superimposed, plus expanded. Optional 12VDC supply for road checks, \$24.95*.


- Kit CO-1015 \$129.95*



NEW Heathkit 4-Channel Amplifier

Brings you 200 versatile built-in for discrete or matrixed 4-channel sound, and stereo or mono. Watts-in matrix circuitry decodes matrixed 4-channel recordings or broadcasts, lets you use your existing stereo equipment as well as enhancing your present stereo records and tapes. As discrete 4-channel media grows the AA-2004 is ready...with four amplifiers producing 260 watts into 4 ohms (4x65), 200 watts into 8 ohms (4x50), 120 watts into 16 ohms (4x30), and controls for every source, mode and installation. Amplifier sections are controlled in pairs with one complete stereo system for left and right front speakers and another for left and right rear — so it can be used to power two complete 4-channel systems (up to 8 speakers)...or, four separate-source mono systems if desired. Easy circuit board assembly.

- Kit AA-2004, amplifier only \$349.95*
- Cabinet \$24.95*



NEW Heathkit 8-Digit Calculator

Adds, subtracts, multiplies, divides, chain or mixed functions, and constant. Floating or selectable 7 position decimal. Plus, minus, and overflow indicators. Overflow protection of most significant 8 digits. Clear-display key to correct last entry. Standard keyboard. American LSI circuitry. Bright 1/2" red digits. 120 or 240 VAC operation. Desktop black & white cabinet, 3 1/2" h x 6" w x 10 1/4" d.


- Kit IC-2008 \$129.95*



NEW Heathkit Solid-State FET VOM

Dual FET portable multimeter with lab grade accuracy, 10 megohm input and the ranges you really need. 9 DCV & ACV ranges, 0.1 to 1000 v, ± 2% accuracy. 6 DC & AC current ranges, 10 microamps. to 1 amp. 7 resistance ranges, X1 (10 ohm center) to X1Meg. 9 dB ranges, -40 to + 62. 1% precision metal-film dividers. 4 1/2", 100 uA, ruggedized tauband meter, diode & fuse protected. Battery check.

- Kit IM-104, less batteries, \$79.95*.




See them all at your Heathkit Electronic Center...or fill out the coupon below

HEATHKIT ELECTRONIC CENTERS — ARIZ.: Phoenix, 2727 W. Indian School Rd.; CALIF.: Anaheim, 330 E. Ball Rd.; El Cerrito, 6000 Potrero Ave.; Los Angeles, 2309 S. Flower St.; Pomona, 1555 Orange Grove Ave. N.; Redwood City, 2001 Middlefield Rd.; San Diego (La Mesa), 8363 Center Dr.; Woodland Hills, 22504 Ventura Blvd.; COLO.: Denver, 5940 W. 38th Ave.; FLA.: Miami (Hialeah), 4705 W. 16th Ave.; GA.: Atlanta, 5285 Roswell Rd.; ILL.: Chicago, 3462-66 W. Devon Ave.; Downers Grove, 224 Ogden Ave.; KANSAS: Kansas City (Mission), 5960 Lamar Ave.; MO.: Rockville, 5542 Nicholson Lane; MASS.: Boston (Wellesley), 165 Worcester St.; MICH.: Detroit, 18645 P. Eight Mile Rd. & 18149 E. Eight Mile Rd.; MINN.: Minneapolis (Hopkins), 101 Shady Oak Rd.; MO.: St. Louis, 9296 Gravois Ave.; N.J.: Fair Lawn, 35-07 Broadway (Rte. 4); N.Y.: Buffalo (Amherst), 3476 Sheridan Dr.; New York, 35 W. 45th St.; Jericho, L.I., 15 Jericho Turnpike; Rochester, Long Ridge Plaza; OHIO: Cincinnati (Woodlawn), 10133 Springfield Pike; Cleveland, 5444 Pearl Rd.; PA.: Philadelphia, 6318 Roosevelt Blvd.; Pittsburgh, 3482 Wm. Penn Hwy.; TEXAS: Dallas, 2715 Ross Ave.; Houston, 3705 Westheimer; WASH.: Seattle, 2221 Third Ave.; WIS.: Milwaukee, 5215 Fond du Lac.

HEATHKIT Schlumberger	
HEATH COMPANY, Dept. 10-7 Benton Harbor, Michigan 49022	
<input type="checkbox"/> Please send FREE Heathkit Catalog.	
<input type="checkbox"/> Enclosed is \$_____ plus shipping.	
Please send mode(s) _____	
Name _____	_____
Address _____	_____
City _____	State _____ Zip _____
Prices & specifications subject to change without notice. *Mail order prices; F.O.B. factory.	
CL-434R	

CIRCLE NO. 18 ON READER SERVICE CARD

Changes come fast in electronics.



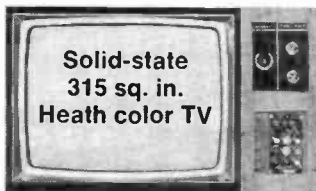
From
tube
to
LSI

Take a look at the race in circuit technology. In the 1960's the tubes at the left made way for the transistors at the right. Today, transistors are surpassed by the large scale integrated circuit (LSI) at the far right. This circuit, less than a quarter inch square, replaces over 6000 transistors!

There's big money to be made by the men who stay ahead of this technology race. Put yourself

ahead with NTS Home Training! You get the latest, most advanced equipment (at no extra cost). More solid-state units, and more advanced technology. Plenty of training with integrated circuits, too! As an NTS graduate, you enter a world of electronics you're familiar with. You have a thorough working knowledge of solid-state circuitry. You're ready to tackle bigger jobs at higher pay!

NTS COLOR AND B & W TV SERVICING




Build and keep the largest, most advanced color TV made! Over-all solid-state design, ultra-rectangular screen, matrix picture tube, built-in self-servicing features, "Instant On," A.F.T., solid-state, 24-channel detent UHF/VHF power tuning, and much more! Also build and keep AM-SW Radio, Solid-State Radio, FET Volt-Ohmmeter, and Electronic Tube Tester. Learn trouble-shooting, hi-fi, stereo, multiplex systems, radio, color and B & W TV servicing.

Learn sophisticated solid-state circuitry as you build this B & W TV receiver. Lo-Silho "Superhet" Radio, FET Volt-Ohmmeter, Solid-State Radio, Electronic Tube Checker, and Signal Generator. TV

and all other equipment are yours to keep.


Solid-state B & W TV, 74 sq. in. picture (cabinet included)



NTS ELECTRONICS & COMPUTER TECHNOLOGY

Build and keep this exclusive NTS Compu-Trainer. It teaches you the

Solid-state Compu-Trainer 14 integrated circuits replace 198 transistors!



same principles used in million-dollar systems. Contains 14 inte-

grated circuits! All Solid-State! You perform all wiring and patchcording. No shortcuts. No pre-wired circuit boards. Your training is complete! Also receive an FET Volt-Ohmmeter and a 5" wide-band Solid-State Oscilloscope.

NTS ELECTRONICS COMMUNICATIONS

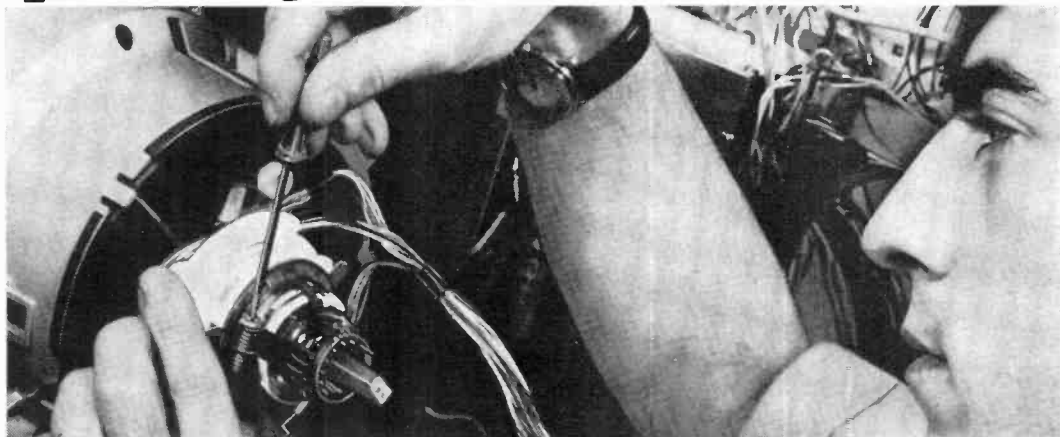
Gain the prestige and earning power of owning an F.C.C. First Class Radio-Telephone License. Two comprehensive NTS courses cover the big opportunity field of transmitting and receiving.

You build and keep 14 kits, including this amateur phone 6-meter VHF Transceiver, NTS's exclusive 6-transistor Solid-State Radio, and a fully transistorized Volt-Ohmmeter. Also, learn 2-way radio, Citizens Band microwaves, and radar.

5-watt AM transmitter/receiver



NTS Home Training puts you in the lead.



NTS INDUSTRIAL & AUTOMATION ELECTRONICS

Automation is the future of industry and you can play an important part! Learn industrial controls by training on the NTS Electro-Lab (a complete workshop). You also build and operate this 5" Solid-State oscilloscope. And you perform experiments that involve regulating motor speeds, temperature, pressure, liquid level, and much more. All equipment is yours to keep.



NTS AUDIO ELECTRONICS SERVICING

Learn basic sound theory—how it works in home radio, car tape

decks, stereo multiplex component systems, and more! Set up a spectacular music system. Learn about



Build and keep this famous Heath Stereo Receiver and Speakers.

sound distortion, amplification and control, loud-speaker baffles, problems of system installation, etc. Included is Volt-Ohmmeter, In-Circuit Transistor Tester, and Solid-State

Radio. Prepare yourself for great opportunities in the Home Entertainment Industry!

CLASSROOM TRAINING AT LOS ANGELES

You can take classroom training at Los Angeles in sunny Southern California. NTS occupies a city block with over a million dollars in technical facilities. Check box in coupon below.

NATIONAL TECHNICAL SCHOOLS

WORLD-WIDE TRAINING SINCE 1905

4000 S. Figueroa Street
Los Angeles, California 90037

APPROVED FOR VETERANS

Accredited Member: National Association of Trade and Technical Schools; National Home Study Council.

Big, Colorful NTS Guide to new opportunities in Electronics. Yours FREE!



NATIONAL TECHNICAL SCHOOLS
4000 S. Figueroa Street
Los Angeles, California 90037

Please rush me FREE Color NTS Electronics Guide & FREE lesson, plus information on course checked at right. No obligation. No salesman will call.

- MASTER COURSE IN COLOR TV SERVICING
- COLOR TV SERVICING (FOR ADVANCED TECHNICIANS)
- MASTER COURSE IN B&W TV & RADIO SERVICING
- MASTER COURSE IN ELECTRONIC COMMUNICATIONS
- PRACTICAL RADIO SERVICING
- FCC LICENSE COURSE
- MASTER COURSE IN ELECTRONICS TECHNOLOGY
- AUTOMATION & INDUSTRIAL ELECTRONICS
- COMPUTER ELECTRONICS
- BASIC ELECTRONICS
- AUDIO ELECTRONICS SERVICING

Dept. 205-072

NAME _____ AGE _____

ADDRESS _____

CITY _____

STATE _____ ZIP _____

- Check if interested in Veterans Training under new G.I. Bill.
- Check if interested ONLY in Classroom Training at Los Angeles

COBRA ON GUARD.

The Cobra 880 Base Station— Solid State CB Two Way Radio with Exclusive Channel 9 Scan-Alert

New Cobra 880 combines a lot of good ideas into one package. It combines Cobra's famous rugged construction with total solid state design to give long life and reliable performance. Adds AC or DC operation to keep working in all power situations. Leaf digital clock with automatic turn-on and turn-off features. And puts you on guard—with Scan-Alert! With Scan-Alert, you'll be able to work your own channels and guard Emergency Channel 9—at the same time.

Scan-Alert is a Cobra exclusive that alternately changes the channel of the receiver from your operating channel to Emergency Channel 9. The Channel Indicator light and the Channel 9 indicator light flash alternately. As Scan-Alert automatically switches between frequencies. When a signal is received on

either Channel 9 or the selected channel, the receiver automatically locks on the active channel. The receiver resumes scanning after the transmission is completed. And if you want to respond to a Channel 9 call, just slide one switch, without upsetting your channel selector setting. The Cobra 880 combines normal and emergency guarding—and makes it easy.

Here are some more good ideas in the Cobra 880:

23 Channel operation with crystal frequency synthesizer RF Gated Noise Blanker and Automatic Noise Limiter Illuminated Channel Selector Combination Relative Power, SWR and S meter Dual Conversion Receiver, with FET RF stage Dynamic microphone, with coiled cord and plug P.A. and external speaker jacks Transmitter modulation indicator light Meets FCC requirements

\$229⁹⁵



COBRA 880

Product of DYNASCAN CORPORATION
1801 W. Belle Plaine • Chicago, Illinois 60613

See your local CB Dealer or write us for more information.

CIRCLE NO. 6 ON READER SERVICE CARD



News Highlights

RCA Records Releases Discrete 4-Channel Disc

A compatible, discrete 4-channel phono record was released in May by RCA Records. The disc has the same price as the company's 2-channel stereo records. RCA plans to begin regular but selective releases in the fall of the 4-channel discs. Eventually all new RCA recordings will be compatible with both stereo and discrete 4-channel playback equipment. The company is working in collaboration with Panasonic and JVC, who will make playback equipment available for the new disc.

Texas Instruments to Market Through Radio Shack

Texas Instruments and the Tandy Corp. have initiated a marketing program to retail electronic components through the Tandy Corp.'s nationwide chain of 1300 Radio Shack stores. This marks the first time in TI's history that the Dallas electronics manufacturer has made its products available to the hobbyist, professional, and education markets through a consumer electronics outlet. The semiconductor components will be sold in individual packages under the Archer label. Initial products consist of two dozen small-signal and power transistors.

Brazil Launches Nationwide Color TV Broadcasts

Brazil is the first South American country to launch nationwide color TV broadcasts. Official inauguration of color TV began March 31 as one of a series of events celebrating the 150th year of Brazil's existence as an independent nation. Start-up of manufacturing operations in Brazil for the production of Sylvania color TV sets and picture tubes has been announced by GTE International Inc. The Brazilian color TV market is expected to be between 50,000 and 80,000 sets this year, compared with the 900,000-set black and white TV market. About one-third of the 19 million households in Brazil currently own television receivers.

Minority Engineering Enrollment Figures

Equal opportunity employers will find help in locating minority-group engineers from a new report just released by the Engineering Manpower Commission of Engineers Joint Council. The report contains detailed statistics on enrollments from incoming freshmen to doctorate candidates in 282 engineering schools and 625 institutions offering technology or pre-engineering programs. A unique feature of the report is its special tables listing women, black, and foreign students. All told, 5303 women and 4831 blacks are included in the enrollment statistics. Each group makes up only about two percent of all engineering undergraduates.

Olympic Scoreboard to use 25,000 Triacs

Twenty-five thousand triacs will be used as switches in two massive electronic scoreboards in the main stadium at the 1972 Olympics being held this summer in Munich, Germany. Each triac, made by

RCA, will activate a 25-watt light bulb in the scoreboard display section. The display uses 75,000 bulbs to present messages and pictures relating to Olympic events. A computer will control the triacs to develop the correct sequence in light switching to change the messages and diagrams. The displays will be very similar to the latest scoreboards now in use in athletic stadiums around the country,

Radar Systems in the News

The Coast Guard is evaluating a radar system that could be useful to the International Ice Patrol's mission of recording the size and position of icebergs in the North Atlantic. The side-looking airborne radar was installed on a Coast Guard plane which recently completed a pre-season ice patrol flight of the North Atlantic. The Navy is studying a radar that sees under the ground. The broadband radar system sends pulses into the ground and receives echos that indicate the sub-surface area profile. Finally, rainfall over Lake Ontario and its basin will be measured more accurately by a special radar system which recently went into operation. Three radars are used at Buffalo and Oswego, N.Y. and Woodbridge, Ontario. Each radar measures precipitation for a radius of up to 120 nautical miles from the site.

Ship-to-Shore Communications via Satellite

Comsat and the Cunard Line jointly announced a test to demonstrate high-quality, reliable communications between the Queen Elizabeth 2 at sea and Comsat Laboratories in Clarksburg, Md. The communications will go through the Intelsat IV satellite over the Atlantic Ocean. This is the first time that voice and data communications will be conducted via satellite with a commercial passenger liner at sea. The principal on-board equipment to conduct the experiment is an 8-foot parabolic antenna on the top deck. The remaining equipment and communications terminal are located in the children's play area on the sports deck.


Dolby Labs Enters Film Industry

A new cinema noise reduction unit for use during film exhibition has been announced by Dolby Labs. The new unit has the professional Dolby system already widely used in the music recording industry. The system reduces background noise of all kinds without affecting the original signal. This is said to open the way to high-fidelity optical sound tracks comparable in quality to magnetic tracks, but at lower cost and with greater convenience to producer and exhibitor. Recent films which used the system in production include "A Clockwork Orange" and "Ryan's Daughter."

Most Sensitive Radio Telescope To Be in New Mexico

A 3000-acre desert site, 50 miles west of Socorro, New Mexico, has been selected as the location of a Very Large Array (VLA) radio telescope. When completed, the result will be the most sensitive and accurate instrument of its kind in the world. The instrument will be used to listen to naturally produced radio signals from objects within, as well as far outside, our own galaxy. The initial budget request for the facility is for \$3 million. Total cost of the facility is projected at \$76 million. Subject to successful negotiations for land use and availability of funds, work on the telescope is expected to begin this year. The telescope will consist of an array of 27 dish antennas, each 82 feet in diameter. The giant antennas will ride on railroad tracks some 39 miles long and spread out in the shape of a "Y".

For a guaranteed choice of jobs call 800-631-1972 toll free.*



Now you can get information on Air Force opportunities by calling this number anywhere in the country—toll free. And it can be a real hot line as far as your future is concerned.

For instance, any job you're trained for, any skill you learn in the Air Force will be valuable to you in or out of the service. Air Force skills are lifetime skills. Right now, your Air Force Recruiter has a special listing of select jobs that he can guarantee to you before you join up. No more chance, just choice.

Give the Air Force a call. It could be the most important call you ever made. (* In New Jersey call 800-962-2803.)

Find yourself in the Air Force.

OUTDOOR LOUDSPEAKER

We test nine popular patio speakers

THE summer months have traditionally been the "off season" for hi-fi systems. What with the heat and humidity and the attraction of the beach and the open road, no one can be faulted for temporarily forsaking his carefully built up stereo system. The usual alternative, sad to state, is to expose one's hearing to the sonic mayhem inflicted by portable radio receivers and phonographs.


Fortunately, it is still possible to enjoy a high standard of sound reproduction out-of-doors on your patio or lawn. The program can usually be obtained from your regular hi-fi system since most such systems are designed to drive a second and even a third extra pair of speaker systems. Long speaker cables of up to 100 feet introduce little power loss or other undesirable effects. Of

course, if you are fortunate enough to own a second receiver or a portable tape recorder with a built-in power amplifying system, it can be carried outside when needed, thus eliminating the need for additional wiring.

The loudspeaker is the most vital part of an outdoor music system. The rules for selecting outdoor speakers differ greatly from those used for selecting indoor speaker systems. For example, listening to an outdoor speaker in a dealer's showroom is not only a waste of time, but it could easily dissuade you from planning an outdoor installation. The best of the outdoor speakers sound mediocre in a normal listening room; most can be dismissed without comment. But the situation is not really as bad as it seems.

General Comments. An outdoor speaker


Jensen HF-100A



Electro-Voice Sonocaster I



Poly-Planar G-401-P



HI-FIDELITY ROUNDUP

BY JULIAN HIRSCH, *Hirsch-Houck Labs.*

must function with little or no assistance from reflecting surfaces such as walls or floors. Almost all the sound leaving the speaker is fully absorbed by the surrounding air, lawn, etc. There are no ceilings or walls to reflect the highs. And as for the lows, the speaker must stand on its own since the listening environment is not a limited-volume enclosed room which augments low bass response.


Another result of operating a speaker in a free-field environment is the need for high acoustic output levels. Most indoor sound is heard by reflection. Outside, much more volume is needed to give the same listening level using only direct sound.

Most indoor speakers are rather inefficient and would require inordinately high amplifier power for outdoor use, even if they were


capable of generating enough output without excessive distortion, which many cannot. Speakers designed for outdoor use are usually quite efficient. Reasonably small size and light weight characterize most outdoor speakers so that they can be mounted on poles, walls, or under eaves. The better speakers employ horn loading to achieve high efficiency in a small unit. Low frequency output is usually sacrificed to achieve this, and it is rare to find outputs below 150 Hz with any outdoor speaker. Nevertheless, many outdoor speakers manage to sound remarkably good even with their restricted frequency ranges.

Exposure to temperature and humidity extremes requires specially treated cones and other materials in the drivers of outdoor speakers. Enclosures are generally


University CLC



Electro-Voice Musicaster IIA



Utah Mod-8



made of plastic or metal, although some designed for relatively sheltered locations have moisture-resistant wooden enclosures.

A few outdoor speakers are able to withstand direct rainfall; others are not. Study the manufacturer's recommendations carefully before installing any speaker in an unprotected location.

We tested a group of outdoor speakers which covered a wide range of prices, sizes, and quality. We made frequency response measurements out-of-doors with the speakers some distance from any wall surfaces, on the speaker axis, and at several angles off-axis. Listening comparisons were made in an A-B fashion to judge sound quality. We will discuss each in order of ascending market price.

UTAH MOD-8

The Mod-8 made by Utah Electronics and available from Lafayette Radio Electronics Corp. uses a conventional 8" cone driver which has been treated to resist moisture. The driver is mounted in a small steel case measuring 11" square by 5¼" deep and weighing 5½ pounds. The louvered front is angled to face downward when the Mod-8 is mounted under the eaves or upward when it is placed on the ground. A variable level control is provided with the peak 20-watt Mod-8. The speaker, priced at \$11.95, comes with a 25-ft integral cable.

The sound of the Mod-8 was thin and a bit "peaky." (Of course, it is also the least expensive, by a sizeable margin, of all the speakers tested.) The frequency response curve explained what we heard; the output fell off rapidly below 300 Hz, and there was an on-axis peak of about 10 dB in the 3000-6000 Hz octave. Off-axis, the curve was smoother, but the peak was still perceptible. For a cone-type driver, the Mod-8 is characterized by relatively high efficiency.

POLY-PLANAR G-401-P

Manufactured by Magitran, the Poly-Planar G-401-P speaker features a unique molded plastic construction. It is a flat rectangular polystyrene foam panel measuring 16¼" × 13¼" × 1½" and weighing only 2 lb 5 oz. For outdoor service, this speaker should be mounted under the roof eaves (soffit mounting) or in a wall. It is rated at 25 watts maximum continuous power. Its price is \$18.95. A similar unit, the E-41,

has louvered plastic front and back covers, walnut feet for free-standing support, and an integral cable; it sells for \$23.95.

Both speakers exhibited identical performance. The frequency response was irregular (as in all the speakers tested), with the output falling off below 200 Hz and above 5000 Hz. However, there was measurable output as low as 50 Hz and as high as 12,000 Hz. The efficiency was good, comparable to that of Utah's Mod-8. The sound quality, slightly rough by usual hi-fi standards, was not unpleasant.

ELECTRO-VOICE SONOCASTER I


A portable speaker about the size and shape of a portable typewriter with the cover on, the E-V Sonocaster I's fully sealed plastic case has an integral carrying handle. About 17" × 16¼" × 5¼" in overall dimensions, it weighs 8 lb. The weather-proofed 8" cone driver employs a 2½" "whizzer" cone to provide improved performance above 6000 Hz. Power handling capacity is rated at 30 watts peak. The selling price of the Sonocaster is \$27.95.

This speaker had a relatively smooth frequency response, but its efficiency was slightly lower than the Utah and Poly-Planar speakers. Although the output fell below 300 Hz, it was measurable down to 70 Hz. The upper limit was 15,000 Hz with a 10-dB peak at 11,000 Hz. Sound quality was quite good, about midway between the lowest and highest priced speakers we tested. In a normal listening room, this was one of the better sounding units.


FRAZIER F8-1K

The F8-1K has a wooden enclosure which is not recommended for locations where direct rainfall might hit it. The enclosure's truncated rear corners allow easy installation in a corner or at a roof-wall junction for under-the-eaves mounting. The speaker measures 15¼" square by 8¼" deep and weighs 18 lb. Its two-way ducted-port system contains a weather-proofed 8" woofer and a 3½" cone tweeter. The price is listed as \$49.75.

Tested in a free-standing location, the F8-1K was strong in performance down to 150 Hz, falling off at lower frequencies. The mid-range response was irregular, and there was a 13-dB on-axis peak at 11,000 Hz. The efficiency was rather high for a sys-



Maximus RSM



Frazier F8-1K



Altec 829A

tem with cone drivers rated at 15 watts power handling capacity. The sound quality was pleasant, considerably better than that of the less expensive units and quite close to that of the more expensive Altec 829A.

MAXIMUS RSM

Unusual in appearance, the Maximus RSM (for Round Sound Machine) is an 8"-diameter sphere containing a 6" cone speaker. The sphere is mounted on a cast metal stand via a ball-and-socket joint which allows it to be aimed at the listening area. The stand can be placed on a flat surface, hung on a wall, or mounted under the eaves (the recommended placement for best bass response). The speaker weighs 4 lb 13 oz. The speaker cone is weatherproofed, and the fully sealed plastic enclosure is available in a choice of colors. Supplied with an integral cable, the Maximus RSM is priced at \$49.95.

On-axis, the RSM had a relatively smooth response which rose gradually beyond 1000 Hz and fell off below 160 Hz and above 12,000 Hz. It was about 5 dB less efficient than most of the other cone-type speakers in the group, but it was still considerably more efficient than conventional acoustic suspension systems. According to the manufacturer, its sound can cover an outdoor area of about 200 sq ft which is consistent with our findings. Although it seemed a bit shy in bass and had a trace of brightness, its smooth response made the RSM easy to listen to.

UNIVERSITY CLC

The University CLC, like most of the speakers at or above its price, is a horn-

loaded PA speaker suitable for home use. Its circular aluminum enclosure is 22 $\frac{3}{4}$ " diameter by 12 $\frac{3}{4}$ " deep and weighs 13 lb 8 oz. The 8" direct radiator driver equipped with the whizzer cone is rear loaded by the reentrant horn; the lower bass emerges from around the periphery of the bell-shaped horn housing. An adjustable U bracket which can be used for either vertical or horizontal mounting allows the speaker to be tilted into the listening area. The CLC is rated at 30 watts capacity. List price is \$80.72.

This speaker was one of the most efficient of those tested; 10-20 dB greater at most frequencies than the low-priced units. From 300 to beyond 10,000 Hz, its output had the same degree of irregularity found with the other speakers, although the response curve had no general upward or downward trend. Between 300 and 150 Hz, the output was 10-20 dB stronger than *any* of the other speakers, although it fell off rapidly below 150 Hz.

In listening tests, the CLC had the best bass performance, well-balanced with mid-range and highs. It was quite free of the strident quality of many PA speakers; its sound reproduction should not offend ears accustomed to good hi-fi.

ALTEC 829A

The compact 829A made by Altec measures 14" \times 13 $\frac{1}{2}$ " \times 11" and weighs 8 lb 12 ozs. Its molded plastic enclosure comes on a chromed stand which can be used for free-standing installations as well as for wall mounting. The speaker tilts to point into the listening area. The driver is an 8" weatherproofed cone type. List price is \$85.

On-axis, the 829A had the smoothest frequency response of the group, within ± 6 dB, 200-14,500 Hz. (Most of the others

varied by 18-24 dB over the range.) It was quite directional, exhibiting considerable loss of response above 5000 Hz at angles of 30° or more off-axis. Efficiency was one of the highest of the non-horn loaded speakers; in fact, it was comparable to some of the horn speakers.

The sound quality of the 829A was good, ranking close to that of the most expensive speakers. Although the bass response rolled off below 200 Hz, it could be substantially boosted with amplifier tone controls to yield very satisfactory sound balance.

JENSEN HF-100A

The only fully horn-loaded speaker in the test group, Jensen's HF-100A features a circular aluminum shell measuring 24½" in diameter and 11½" deep. Weight is 23 lb. The 8" bass driver faces the rear and is front loaded by a reentrant horn so that radiation is from around the periphery of the horn's mouth. At 2000 Hz, there is a crossover to a forward-facing horn-loaded compression tweeter. Unlike the other speakers rated at 8 ohms, the HF-100A is a 16-ohm system capable of handling 25 watts of power. Retail price for the HF-100A, including tilt bracket, is \$97.50.

With the usual irregularities, the frequency response of the HF-100A was uniform from 250 to 15,000 Hz, falling off at lower frequencies. Overall efficiency was one of the highest, comparable to that of University's CLC. The bass was subjectively good. The overall inherent sound quality for this speaker system, without tone control correction, was in our opinion the best of the test group.

ELECTRO-VOICE MUSICASTER IIA

A back-loaded horn of molded fiber glass, the Musicaster IIA is 21½" square by 8½" deep and weighs 31 lb—the heaviest of the group. The 12" cone driver radiates sound directly forward, aided above 4000 Hz by a whizzer cone. The lower frequencies radiate around the edges of the horn opening. A horn-loaded compression tweeter is also used above 3500 Hz. Program power handling capacity is rated at 30 watts. A rugged mounting bracket is supplied, permitting either wall mounting or free-standing use. Price is \$101.10. (A similar system, Musicaster IA, lacking the horn tweeter, sells for \$80.25.)

The Musicaster IIA had the smoothest bass and midrange response, within ± 3 dB, 90-12,000 Hz. The output rose smoothly at higher frequencies with very good dispersion and strong response to at least 17,000 Hz. Efficiency was comparable to Altec's 829A.

In listening tests, the Musicaster IIA sounded quite different from the other speakers. Its highs were clean, strong, and well dispersed—comparing favorably to some of the better indoor speaker systems. Close up, it sounded rather bright, even though it had exceptionally good bass response. At a reasonable listening distance, it delivered creditable "hi-fi" sound over the entire audio spectrum.

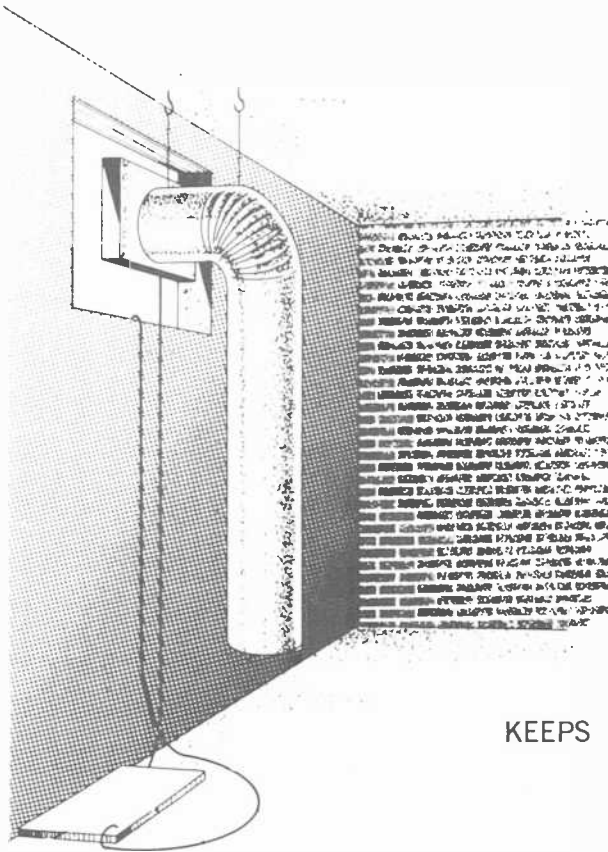
Closing Comments. Response irregularities should not be given undue weight since the measurement method used differed from our usual indoor speaker test procedure. We listened to these speakers indoors and can state that none of them can compare to good bookshelf speaker systems in the \$50-\$100 range. On the other hand, in an outdoor environment, all of them sound much better than the response curves suggested.

The Musicaster IIA, HF-100A, and CLC speakers exhibited the best overall sound. A specific choice from among these speakers would be purely a matter of personal taste and would depend strongly on installation requirements.

Although the smaller, less expensive speakers lacked the high acoustic output and wide frequency responses of the best (and necessarily expensive) units, they are a great deal less expensive than the three top offerings tested. Too, the smaller speakers are easier to install and will go into very limited spaces.

We consider that all the speakers reported on delivered sound qualities consistent with their prices and special features. All are fair values.

It is interesting to note that although most outdoor listening is done monophonically, we also obtained excellent results with two-channel stereo setups. It was natural curiosity to graduate to four-channel stereo to determine what this new medium has to offer. Our conclusion: quadraphonic sound can restore much of the liveliness usually lacking in an anechoic environment like an outdoor listening area. ♦



DIFFERENTIAL-TEMPERATURE BASEMENT VENTILATOR

KEEPS OUT MILDEW AND MOLD

BY JIM ASHE

FORTUNATE indeed is the home owner who can say that his cellar stays completely dry year round. When the weather is hot and humid outside and relatively cool and humid in the basement, moisture, mold, and mildew usually start to collect. The situation can be greatly improved by equalizing the temperature differences.

The project described here consists of a ventilating system to draw the cool, damp air from the floor of the basement and replace it with warmer air from outside. The system includes an electronic differential circuit which senses the temperature difference between inside and outside and turns on the ventilating fan when necessary.

A typical small axial fan, mounted in a 6" diameter stove pipe can move about 100 cubic feet of air per minute. Assuming a 50' x 20' x 7' basement, it will take the fan about 70 minutes to change the air. Of course, using a larger fan or having a smaller basement will change the time. For maximum benefit, the ventilator should be run every day.

How It Works. The circuit used to detect the temperature difference is shown in Fig. 1. Essentially it consists of an operational amplifier (*IC1*) whose output state is determined by the voltage drop across a pair of germanium temperature-sensing diodes, *DI* and *D4*. This voltage drop is dependent not only on the current flowing through the diodes but also on the ambient temperatures surrounding them. The integrated circuit is connected as a differential amplifier whose output is coupled to a Schmitt trigger consisting of *Q1* and *Q2*. The trigger circuit converts the relatively slow action of the output of the op amp (due to the slow rate of change of current through the diodes) to a fast-acting switch. The trigger, though it is a form of multi-vibrator, does not change the frequency of operation. Since such a circuit is regenerative, its action is fast; and slow input signals become sharp, decisive outputs.

Although it is possible to connect the motor control relay to the collector circuit of the Schmitt trigger (*Q2*), some added working margin is included by using the

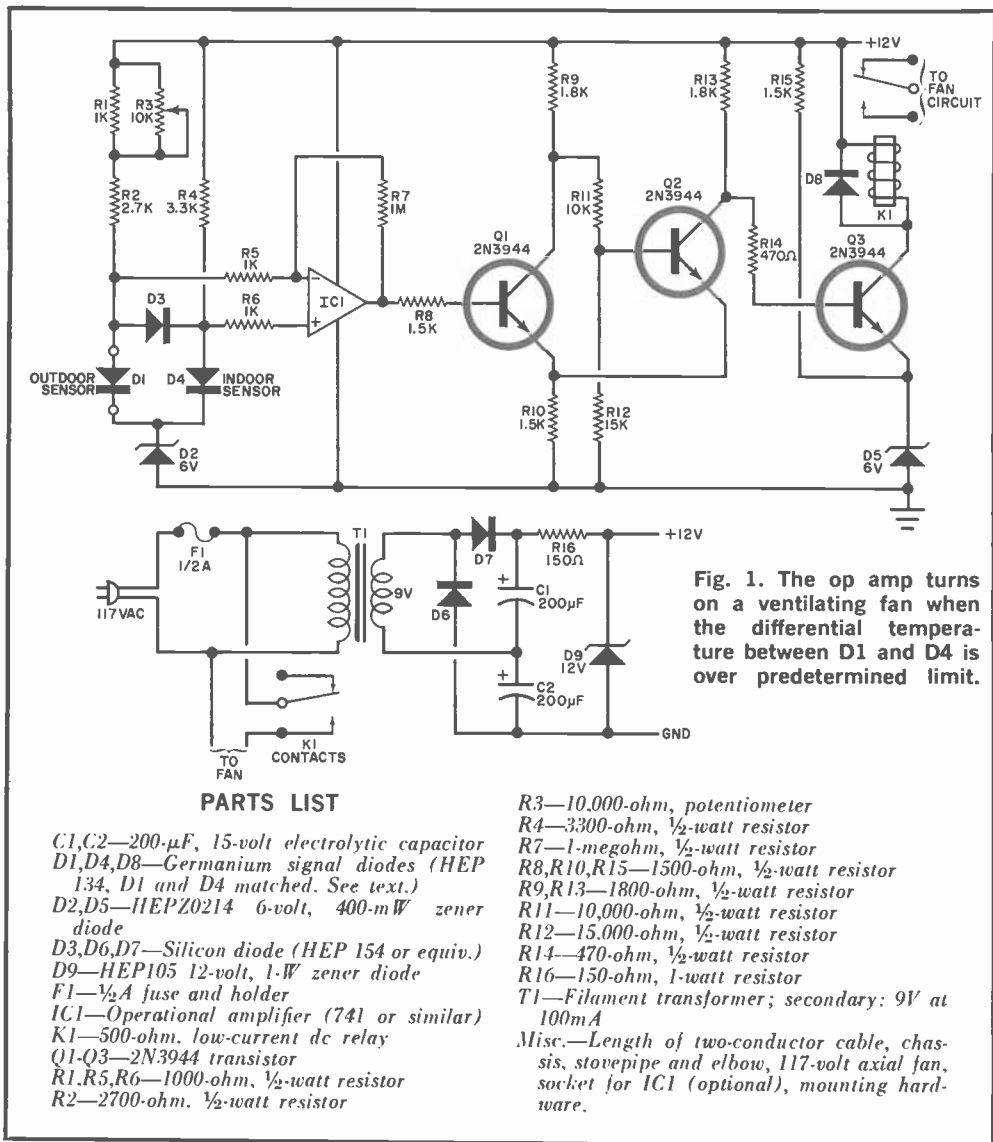


Fig. 1. The op amp turns on a ventilating fan when the differential temperature between D1 and D4 is over predetermined limit.

PARTS LIST

- C1,C2—200- μ F, 15-volt electrolytic capacitor
- D1,D4,D8—Germanium signal diodes (HEP 134, D1 and D4 matched. See text.)
- D2,D5—HEPZ0214 6-volt, 400-mW zener diode
- D3,D6,D7—Silicon diode (HEP 154 or equiv.)
- D9—HEP105 12-volt, 1-W zener diode
- F1— $\frac{1}{2}$ A fuse and holder
- IC1—Operational amplifier (741 or similar)
- K1—500-ohm, low-current dc relay
- Q1-Q3—2N3944 transistor
- R1,R5,R6—1000-ohm, $\frac{1}{2}$ -watt resistor
- R2—2700-ohm, $\frac{1}{2}$ -watt resistor

- R3—10,000-ohm, potentiometer
 - R4—3300-ohm, $\frac{1}{2}$ -watt resistor
 - R7—1-megohm, $\frac{1}{2}$ -watt resistor
 - R8,R10,R15—1500-ohm, $\frac{1}{2}$ -watt resistor
 - R9,R13—1800-ohm, $\frac{1}{2}$ -watt resistor
 - R11—10,000-ohm, $\frac{1}{2}$ -watt resistor
 - R12—15,000-ohm, $\frac{1}{2}$ -watt resistor
 - R14—470-ohm, $\frac{1}{2}$ -watt resistor
 - R16—150-ohm, 1-watt resistor
 - T1—Filament transformer; secondary: 9V at 100mA
- Misc.—Length of two-conductor cable, chassis, stovepipe and elbow, 117-volt axial fan, socket for IC1 (optional), mounting hardware.

trigger to drive a biased power stage, Q3, which has the relay in its collector circuit. The emitter of Q3 is biased by R15 and zener diode D5, so that Q3 is either on or off with no indecision. When the positive-going signal from Q2 occurs on the base of Q3, it turns on very fast, energizing the relay.

Diodes D1 and D4 are connected in a bridge with balance provided by trimmer potentiometer R3. Diode D3 acts as a safety diode if the circuit happens to have power applied when D1 is not in the circuit. This is necessary to protect the op amp. Feedback register R7, in conjunction with the

1000-ohm input resistor produces a stage gain of 1000 in the op amp. To reduce temperature sensitivity, R7 can be replaced by a smaller resistor to reduce circuit gain.

Zener diode D2 clamps the input circuit at 6 volts, since the op amp cannot accept signals near ground or close to 12 volts. Most operational amplifiers do not have this problem as they are operated by either a positive or a negative supply.

Diodes D1 and D4 should be as alike as possible and should be checked by measuring their forward voltage drop. This is done by connecting a resistor in series with the diode and power source and measuring the

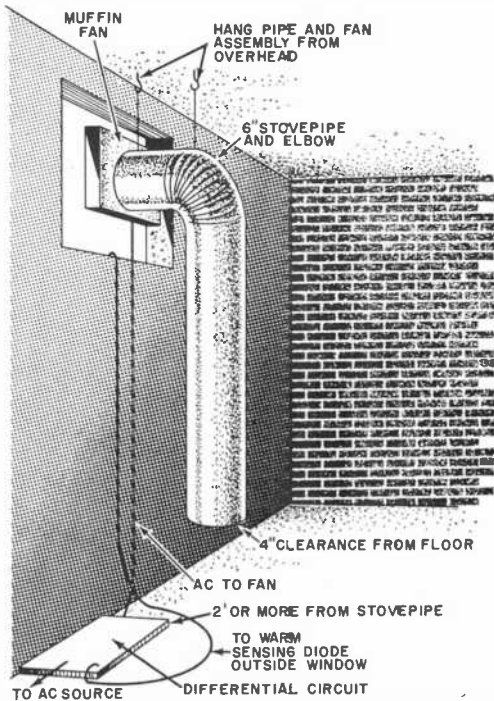


Fig. 2. Diagram shows how to install the fan (in stovepipe) in a basement window, to draw out cool, damp air.


diode drop very carefully. Final adjustment of the bridge will be made by $R3$. Reducing the value of $R3$ raises the $D1$ current simulating a falling temperature outdoors or a rising temperature indoors.

Construction. The circuit can be constructed on perf board or a printed circuit board. There is nothing particularly critical about the circuit. Diode $D4$ is mounted on the circuit board in such a way that air can circulate around it. Diode $D1$ is mounted outside the basement window and connected by a length of ordinary two-conductor cable. Do not place $D1$ where it will get direct sunlight, since the excessive heating will produce false results.


The mechanical arrangement is shown in Fig. 2. A suitable length of 6" stovepipe with an elbow is the main element. The axial fan is mounted to the end of the elbow as shown and the entire assembly is suspended so that the fan is in the window (remember it exhausts the basement air) and the bottom of the stovepipe is about 4" from the floor. Keep the electronic circuits, especially $D4$, at least two feet away from the bottom of the stovepipe so that the moving air will not cool the diode and produce a false indication in the differential circuit.

Calibration. With $D1$ and $D4$ close to each other, allow them to stabilize for an hour or so. Then set $R3$ a little bit beyond where the relay opens. The two diodes are now temperature matched. If a large fan is required, and the current demand is more than the $K1$ contacts can tolerate, use $K1$ to drive a power relay or a simple SCR or triac controller. ♦

The electronic circuit for differential temperature sensing can be easily assembled on a breadboard as shown here. It should be positioned two feet from pipe.



Build the Optimum Fuzz Adapter



THIS "TRIGGERED FUZZ" FOR YOUR GUITAR REPRESENTS A BRAND NEW APPROACH

BY CRAIG ANDERTON

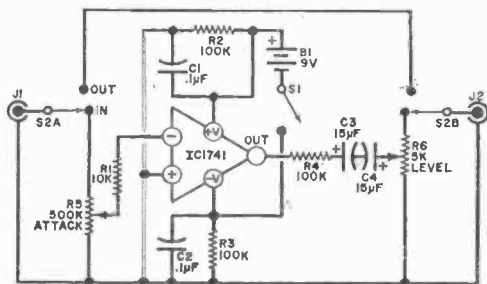
FUZZ adapters for guitars and other electronic instruments have been around for quite a while—in a variety of forms. Unfortunately, when in use, some adapters suffer from impaired clipping, noise, and feedback problems that cause them to deliver a fuzz that is "dirtier" than desired.

The "Optimum Fuzz" eliminates these problems since it comes into operation only when triggered on by the electronic instrument; and it delivers an output that is

almost a square wave, which sounds much fuzzier than the sound produced by conventional circuits.

As shown in Fig. 1, IC1 is connected as a modified comparator that produces an output only when the signal applied to its inverting input (-) is above a certain level. Below this level, the comparator automatically switches off and there is no output. Provisions are made, through S2, to bypass the fuzz when desired.

Fig. 1. Triggered square-wave output of op amp provides good fuzzy sounds.



PARTS LIST

- B1—9-volt battery
- C1, C2—0.1- μ F disc capacitor
- C3, C4—15- μ F (or greater) electrolytic capacitor
- IC1—741 compensated operational amplifier
- J1, J2—Phono connector
- R1—10,000-ohm, $\frac{1}{2}$ -watt resistor
- R2-R4—100,000-ohm, $\frac{1}{2}$ -watt resistor
- R5—500,000-ohm linear potentiometer
- R6—5000-ohm linear potentiometer with spst switch attached
- S1—Spst switch (part of R6)
- S2—Dpdt push-on/push-off switch
- Misc.—Suitable chassis, battery connector, perf or printed circuit board, clips, etc.

Construction. The prototype was built on a small piece of perf board using flea clips to hold the components. Alternately, a printed circuit board could be designed to do the job. The board can be mounted in any type of enclosure. The control switch (S2) should be a foot-operated device and must be enclosed in a sturdy housing. As shown in the photographs, the author put the entire circuit in a metal box.

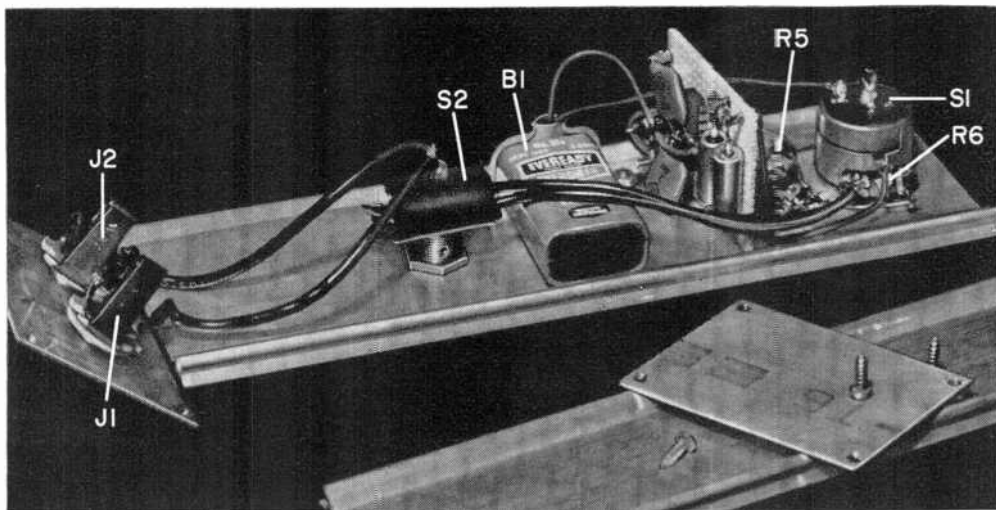
Operation. Plug the instrument to be fuzzed into the input connector, J1, and connect the output terminal, J2, to the amplifier being used. Apply power to the fuzz by turning on S1. Turn level control R6 and attack control R5 about half-way up. Play the instrument, and operate the

foot switch, S2, to make sure that you get both the straight and the fuzzed signals as the circuit is switched in and out.

When using the adapter with an organ, connect the adapter between the organ and any volume pedals, or the action may be unpredictable. The attack control (R5), while not making too obvious a difference with stringed instruments, allows considerable variation of the output sounds when used with organs or other types of tone-generated instruments.

You will have to play the Optimum Fuzz for a while to get used to the somewhat abrupt decay. It is much faster than that of conventional fuzzes (due to the triggering action); but with a little practice, this problem is easily overcome. ♦

Photo of author's prototype shows method of construction. You could also install the electronics in one chassis and the foot-controlled switch in another sturdier one with a cable to connect the two units.



X-RAYS FROM TV NO LONGER A HAZARD

The Food and Drug Administration has announced that government/industry efforts to reduce X-ray emissions from home television receivers have made it possible to rescind previous warnings to viewers. Several years ago, FDA recommended that viewers sit at least 6 feet from an operating set to minimize the relatively low biological damage potential of possible X-ray leakages. A new pamphlet ("What's Being Done About X-Rays From Home TV Sets," available for 10¢ from the Superintendent of Documents, U.S. Government Printing Office, Washington, DC 20402) says that there

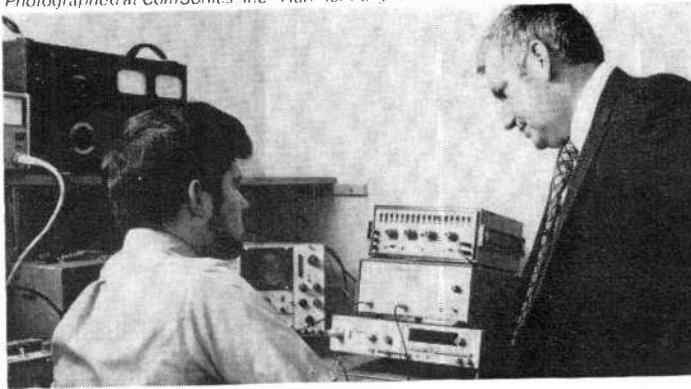
now should be no significant health hazard in watching a properly serviced and operated home TV at a distance at which image quality is satisfactory.

X-ray emissions from sets produced since about the middle of 1968 have been found to be too low to present a health problem. For older sets, replacement components have been redesigned and TV service technicians have been trained to adjust sets to reduce X-radiation producing capability. Primary cause of X-rays in TV has been found to be adjustment of operating voltages to too high levels.

“At ComSonics we encourage all our technicians and engineers to enroll with CREI. Know why?”

WARREN BRAUN, *President, ComSonics Inc., Virginia Engineer Of The Year, ASE International Award Winner, CREI Graduate*





"As a CREI graduate myself, I know the advantages of their home-study programs. CREI education has proven an excellent tool of continuing education for our employees and for me. And I strongly believe in CREI's ability to teach a man to learn independently and to use reference materials on his own.

"As President of ComSonics, I see changes taking place in our Electronics business every day. We're in closed circuit TV and acoustical engineering...and pioneered in Cable TV. CREI gives my men the knowledge they need to work in new areas...CREI's new course in Cable TV is an example. The CATV industry is expected to grow 250% in the next three years. I know the opportunities in Cable TV. I designed one of the first CATV systems in 1950. But technical advances are constantly changing the field. And since CREI's experts know most of what's going on in all areas of Electronics. I know that CREI can give my men some of the important, specialized training they'll need to maintain our position in Cable TV and our reputation in Electronics.

"We've interviewed many technicians and engineers for jobs in the past year and had to reject them because their knowledge is archaic and out-of-date. A man is of no value to us if he doesn't keep up-to-date."

Some of the biggest names in electronics buy CREI courses for their own employees. CREI students and graduates prove themselves on the job. They move ahead of the pack by earning promotions and salary increases.

The Future Belongs To You

You've been in Electronics long enough to know that the field is changing more rapidly than ever. New industries, like Cable TV, are born almost overnight. But surveys show that three out of four men now working in Electronics aren't technically qualified to work in these new areas. Clearly, the future will belong to the man who gets the right education now.

Start Learning At Home

But what you learn depends on which school you choose. Here's why CREI is among the best.

With the CREI program you study at home. At your own pace. There are no classes to miss, no work to make up. Each lesson is explained in clear, easy-to-read language. That's why many men do far better in home study than they ever did in school...even if they've been out of school for years. And the study habits they learn from CREI are sustained through life.

As a CREI student, you'll be assigned to an experienced instructor who will grade your assignments and offer constructive comments and criticism. If there's a special problem, the instructor will work with you until you understand it fully. You'll receive personal attention from your instructor because he deals with each student individually—as a class of one.

What Will I Learn?

You'll be learning the latest in advanced technology, geared to specific industry programs. Both theory and practical material are presented to meet all phases of job-related training needs.

CREI courses are written for the man who knows basic Electronics, but whose advancement depends on keeping his technical know-how current. You choose what you want to learn. You study subjects which help you grow and advance

in your present job and which relate to your career objectives. CREI offers you the opportunity to continue your education throughout your working life.

Constantly Up-Dated Courses

Because of rapid changes in Electronics, CREI courses are constantly being revised and up-dated by professionals who work in Electronics every day. New developments are included as quickly as they occur. Right now, CREI students are getting the latest up-to-the-minute information on such things as Cable TV, LSI chips, microminiaturization, lasers and masers, telemetry systems, servomechanisms, and data links. If it's new in electronics, CREI—and you—will know about it!

Developed By Top Scientists And Engineers

CREI maintains a full-time advisory faculty of some of the top names in Electronics. Each is a specialist in his own field, an expert who plans and develops CREI lesson material. After each expert submits his course plan, it is carefully reviewed and written by the CREI educational staff. Then each course is broken down into individual lessons. And they make certain each lesson is clear and self-explanatory. Just the right length for easy understanding and effective study.

How Can I Qualify?

If you've read this far, your interest in getting ahead in Electronics is evident. Send for our famous book on how to prepare for tomorrow's jobs in Electronics—the book that has helped thousands of men just like you get ahead. For your free copy, simply mail postpaid card today.



Founded 1927

Accredited Member of the National Home Study Council

Free book tells you all about CREI programs. For your copy, mail coupon, postpaid card or write: CREI, Dept. E1207C 3939 Wisconsin Avenue, Washington, D.C. 20016

CREI, A Division of the McGraw-Hill Continuing Education Company
Dept. E1207C 3939 Wisconsin Ave.,
Washington, D.C. 20016

Please mail me free book describing CREI Programs.

I am interested in: College Credits for CREI Study Space Electronics Electronic Engineering Technology Computers Industrial Electronics Nuclear Engineering Technology Electronics Systems Engineering Nontechnical Course in Computer Programming CATV Engineering

Name _____ Age _____

Address _____

City _____ State _____ Zip Code _____

Employed by _____

Type of Present Work _____ G.I. Bill _____

APPROVED FOR TRAINING UNDER NEW G.I. BILL





BRITISH RADARS for Pleasure Boats

A report on recent inroads made by English electronics manufacturers into the young and lucrative pleasure-craft radar market

BY KEN ENGLERT

WITH the defeat of the Spanish Armada in 1588, England first proclaimed her supremacy of the High Seas! If current trends are any indication, Britain is again determined to dominate the world's waterways—at least with respect to marine radar in the rapidly growing pleasure-craft boating market.

In recent years, the production of small-craft radar by the marine divisions of such notable American electronics firms as Bendix, RCA and others has been discontinued. Among the major companies, Raytheon remains as the only "Yankee" manufacturer of radar for the yachtsman.

Almost without notice, English radar manufacturers have been quietly slipping their products into this country to fill the newly created void.

Among those Anglo-Saxon invaders who have led this assault on the American radar market are some of England's largest and

most diversified electronics companies, including Decca Radar, Ltd., EMI (Electrical and Musical Industries), and Plessey Electronics Group. In addition, Kelvin-Hughes and Astron-Bird, Ltd. have taken their share of the radar market in North America.

This is an uncommon turnabout of the development of "electronics colonialism" of which U.S. electronics companies have often been accused—that is, the taking over or largely controlling segments of the electronics industry of Britain and other European countries since World War II.

Decca Radars. London-based Decca Radar, Ltd. has been the unquestioned industry leader, to date, producing its first marine radar in 1949. Decca has managed to stay "number one" in sales, in large part due to their sizable research and development organization. They have consistently turned out some of the industry's

most advanced state-of-the-art equipment.

This is evidenced by the very popular and stylish Super #101 18-mile range radar. The #101 has won, for the company, the coveted "Queen's Award to Industry" three consecutive years in a row, for outstanding achievement in exporting and technological innovation. In addition, Decca boasts a worldwide network of over four-hundred repair-warranty stations to service their radars, no matter where a Decca-equipped vessel might find itself.

The Decca technician in the field reports, in detail, on all repairs made and parts replaced. With this information a comprehensive "case history" file is compiled in England on every radar they have ever manufactured, which number almost 40,000 to date.



Decca is in sharp contrast to the stereotyped English business which conducts its commerce in a traditionally reserved and unimaginative manner. This is one company that has shown that American business holds no monopoly in salesmanship ability, in aggressively promoting their product line.

At the London and New York Boat Shows held in January of this year, Decca introduced their latest radar—Model 050. The 050 is the smallest and least expensive radar that Decca engineering has so far produced.

It is designed to fill the need of the boatowner who, heretofore, had not been able to accommodate, or afford, the traditionally large and expensive radars.

Plessey Electronics. Having been one of the United Kingdom's largest producers of radar for defense, surveillance and meteor-

Decca 101 radar indicator is mounted conveniently on hinged fold-down door.



New Decca 050 radar has compact indicator which can be removed for stowage.

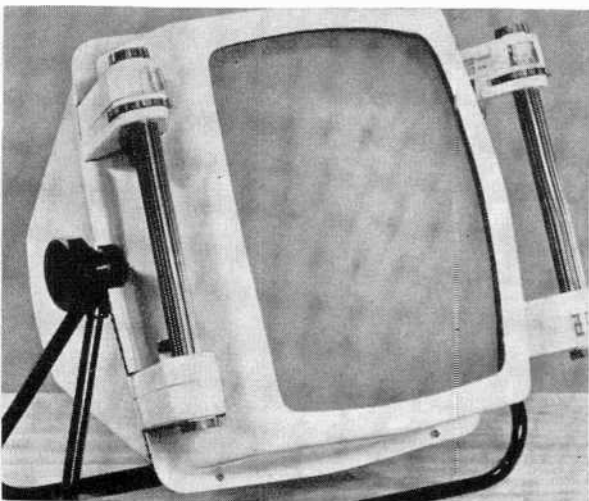
ology, it seemed quite natural for Plessey Electronics to enter the small-craft radar business in 1968. Their Model MR-12, 16-mile range radar, incorporates the latest technology and some rather imaginative engineering.

They have employed a rectangular cathode ray tube for viewing, rather than the traditional round picture tube. The MR-12 is also the first marine radar to use integrated circuits extensively, as well as to incorporate an advanced design logarithmic receiver. A special feature for the operator is an electronic bearing marker (rather than a mechanical one) which is usually found only on military and large commercial radar systems.

For ease of maintenance, most circuit functions are assembled on individual printed circuit boards to provide quick troubleshooting and replacement.

EMI Radars. A recent entry into the radar market is the new Electrascan, 16-mile range radar, from EMI (the giant, global corporate conglomerate). The Electrascan's most unique characteristic is its Autolert feature. When activated, a loud audible tone sounds out if any target, such as a rock, another vessel, or the coastline, becomes visible on the radar screen.

Autolert is like having an extra crew member aboard to keep constant watch with the radar. This leaves the vessel's skipper free to leave the helm momentarily, for other duties or even to go below, should a need arise.



Plessey's unique MR-12 indicator has its operating controls in the handles.

A convenient panel-mounted meter assists the operator in obtaining optimum tuning for the sharpest picture, while alternately serving as a transmitted power level indicator. Installation of this radar system has been simplified by designing the power supply into the indicator, resulting in a radar of only two units (indicator and antenna).

Along with its marine radar, EMI has introduced a full line of instrumentation for the yachtsman, including a knotmeter with built-in log (water speed and distance indicator), two depth sounders and a combination wind speed and wind direction instrument.

Electronics Laboratories. Electronics Laboratories, Ltd. is headquartered in Poole, Dorset, on the English Channel. It has become the latest company to export marine radar to the States by its acquisition of the Astron-Bird group, a long-time producer of radar for maritime applications.

Electronic Laboratories, Ltd. is no newcomer to the marine electronics industry. They manufacture the Seafarer Range product line, which is well known to anybody who owns a boat bigger than a dinghy. They experienced virtually overnight success with their versatile and inexpensive Seafarer MK II Depth Indicator. In an amazingly short time, the MK II became the world's largest-selling depth indicator.

The Seascan will be their 1972 entry into the marine radar market and may yet


prove to be the most exciting. The indicator is extremely compact, weighing only 12 pounds and is priced to sell for less than \$2,000.00—the lowest price ever for a complete six-range, 16-mile range radar with anti-sea and anti-rain clutter functions.

Power consumption is an unbelievable 48 watts—almost $\frac{1}{2}$ the current power requirements of competitive units. The customary microwave klystron, used as the local oscillator in the receiver section of most marine radars, has been replaced with an advanced Gunn diode assembly in the Seascan, keeping its design in pace with the latest technology.

Only time will show if the Seascan will be another overnight success like the Seafarer MK II.

Two other new radars have been introduced to round out Electronic Laboratories, Ltd.'s line for the pleasureboat. The Seavista is a 24-mile range radar with a rectangular CRT display.

The indicator is uniquely equipped with a carrying handle and quick-disconnect cables, allowing this radar to be moved to another location on the boat, if desired. The Astron 200, a deluxe commercial quality radar, also "sees" 24 miles in range, and will find applications on some larger luxury yachts.



Rotating antenna can be seen through transparent window of EMI radar unit.

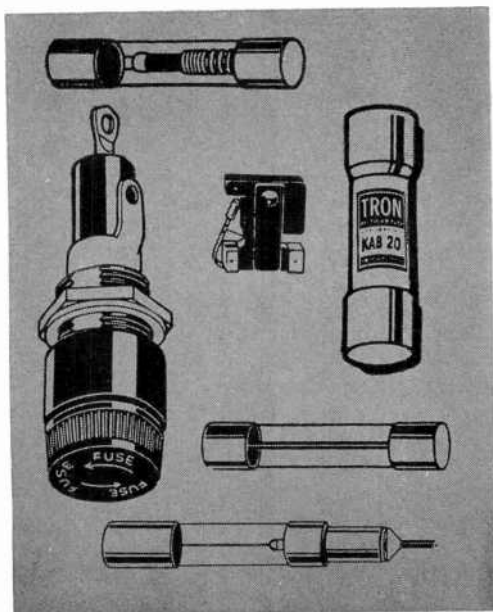
It is evident that the British, probably for the first time, have beaten us at our own game! They have successfully managed to take over a small electronics industry here in our own backyard. It's not that they are trying to get even with us for 1776 and 1812. It's just that, in this particular area, they have indeed shown technical and economic superiority. ♦

Fuses For Electronics

Types of fuses and where they are used.
How to select the right fuse for your circuit.

BY CHARLES W. JAMES

Special Applications Engineer
Bussmann Mfg. Div., McGraw-Edison Co.



FROM a strictly mechanical point of view, fuses may be placed into two general categories. The first category is the "clip-in" fuse, which must be placed into some kind of fuseholder or a pair of clips to perform its normal function. The other category includes those fuses that have leads soldered to the end-caps and are generally referred to as "pigtail" fuses. Pigtail fuses can be soldered directly into an electronic circuit or printed circuit board, without a fuse-holding device.

Time-Delay Fuses. One of the most popular fuses in use is the so-called "time delay" fuse (sometimes referred to as "slow-blow"). This is a general-purpose fuse with the abil-

ity to pass harmless transient currents and yet blow with sustained overloads or short circuits. It is usually constructed with a solder-alloy heat sink that can dissipate the heat generated by momentary transient currents and is spring operated when the current lasts long enough to cause the solder alloy to melt. This type of fuse is sensitive to ambient temperature and must be de-rated when applied in an extremely warm location in order to carry the load current.

Fast-Acting Fuses. Another very popular fuse is the "fast-acting" (or "normal blow") fuse. This is usually applied in circuits where there are no transient or surge currents to hamper its operation. This fuse generally has a single-element, wire link construction, without any heat sinks to absorb momentary overcurrents. Fast-acting fuses thus blow very quickly on overloads and must be applied very carefully with regard to the amount of full load current. Quite frequently these fuses are used to provide short-circuit protection only and, therefore, can be sized at approximately 250-300% of the full load current. Ambient temperature has very little effect on the performance of these fuses.

"Very fast-acting" fuses are becoming increasingly popular for use in circuits that require extremely fast operation to protect critical components, such as meters or semiconductor rectifiers. Electronic equipment that has very little ability to withstand overcurrents requires this kind of protection. This fuse is constructed similarly to the "fast-acting" fuse except that the link is usually surrounded by a special filler material and the fuse body is made of ceramic or phenolic material. The very fast-acting

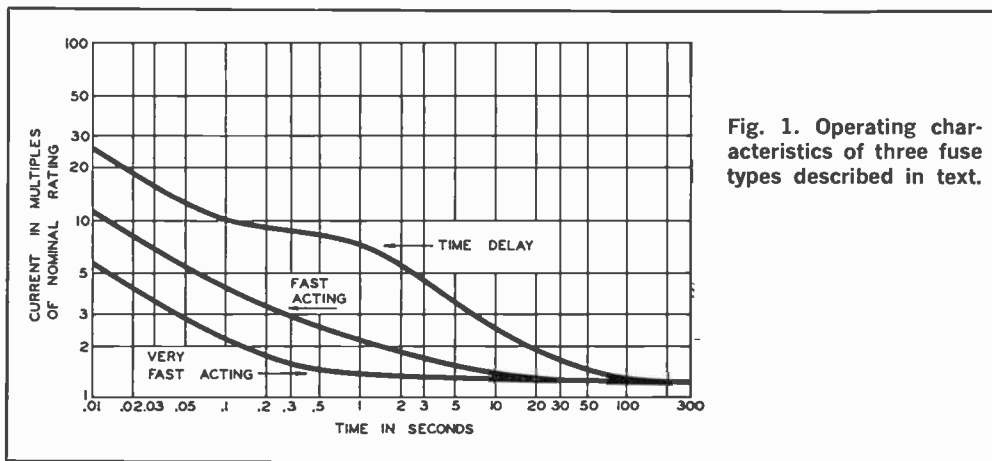


Fig. 1. Operating characteristics of three fuse types described in text.

fuse is essentially insensitive to ambient temperature.

Comparing Fuse Characteristics. Figure 1 shows the operating characteristics of the three types of fuses mentioned above. Consider that all three types carry a one-ampere full load rating but, as can be observed, the blowing time for each is considerably different for a given overload current. For example, when the over-current is 200% (2 amperes), the time-delay fuse takes 18 seconds to blow while the fast-acting fuse opens in approximately 1.4 seconds. A 2-ampere current, through a very fast-acting one-ampere fuse, causes the fuse to blow in 0.13 second.

It can be seen from the above that a knowledge of the circuit in which a fuse is applied is important. Will the circuit develop transient currents? How fast must the fuse operate when a short occurs? These and many other questions should be considered when initial circuit design is undertaken.

There are many fuses today which have been developed to meet special needs. Usually, the fuse dimensions or physical construction have been altered so that a special mounting means can be employed or so that an indicator can be built into the fuse to signal when it has blown.

These fuses have particular applications and are not considered to be general-purpose fuses. The fuses covered here are general-purpose types readily available on the market.

Criteria for Selecting Fuses. There are many considerations that should be given to fuse selection. Voltage and current ratings

are the two most popular (often the only) parameters that are investigated when selecting a fuse. Other criteria that must be examined include short-circuit current rating, fuse characteristics, application temperature, fuseholders and mechanical dimensions of the fuse.

Voltage Rating. Select a fuse with a voltage rating equal to or greater than the voltage of the circuit. The standard fuse voltage ratings which are available for electronic fuses are 32, 125, and 250 volts. Keep in mind that a fuse with a higher voltage rating can always be used on a lower voltage circuit. For example: a 250-volt fuse can be used in a 125-volt circuit. The reverse procedure, however, can be very dangerous and *should always be avoided*. All 125- and 250-volt fuses have the voltage rating stamped on the end caps. If there is no voltage rating stamped on the cap, then it should be considered to be a 32-volt fuse unless reference to its symbol can be made elsewhere.

Automotive circuits use 32-volt fuses, while 125-volt fuses are often applied in the

TABLE I—EFFECT OF AMBIENT TEMPERATURE ON CURRENT-CARRYING ABILITY

Time-Delay Fuses		Fast-Acting or Very Fast-Acting Fuses	
Ambient Temperature °C	% Rated Current	Ambient Temperature °C	% Rated Current
40	95	40	98
60	85	60	95
80	75	80	92

input circuit of power supplies. Fuses rated at 250 volts, for example, may be applied in the B+ circuit of a TV receiver.

Current Rating. Once the voltage rating is determined, a fuse with an ampere rating greater than the expected circuit full load current should be selected. The generally accepted procedure is to choose a rating about 25% greater than the full-load current of the circuit, because fuses are built to carry their rated current in open air at room ambient; whereas they are usually applied in some type of enclosure and the enclosure temperature is often higher than room ambient.

An important point to remember is that the voltage rating described above does not in any way affect the ampere rating. A one-ampere, 125-volt fuse and a one-ampere 250-volt fuses have identical current-carrying capacities. Only the ability of the fuse to open a short-circuit current is affected by its voltage rating.

Another frequent mistake made in selecting the ampere rating of a fuse concerns the current waveshape. Many electronic circuits

have unusual waveshapes, such as those in rectifier circuits. The object of a rectifier circuit is to produce a dc voltage from an ac source; thus, the normal thought would be to select a fuse for the dc circuit on the basis of the dc current that is flowing. This would be acceptable if the rectified wave were perfect; however, we know that in practical circuits, we do not need a perfect dc current and it is difficult to produce. Since the dc wave is not perfect, there is an rms value of that wave which, in many cases, exceeds the dc current value. Consequently, the fuse must be selected for the rms value. An example of this is the case of a simple half-wave rectifier with a one-ampere dc output and an rms value of the wave shape of 1.57 amperes.

The general rule to follow is to select a current rating based on the rms value of the current. Only when the rms value equals the dc value is it acceptable to pick the fuse size based on dc current.

Short-Circuit Current Rating. Should a severe short circuit occur in an electronic circuit, it is mandatory from a safety stand-

TABLE II—ELECTRONIC FUSE SELECTION CHART

Buss Catalog Symbol	Ampere Range Available	Voltage Rating	Characteristics	Dimensions Inches	Typical Application
AGX	1/500 to 2	250 or less	Fast-Acting	1/4 x 1	Meters,
AGC*	1/500 to 3 4 to 30	250 or less 32 or less	Fast-Acting " "	1/4 x 1 1/4 "	Metering circuits,
ABC	1/4 to 20 25 to 30	250 or less 125 or less	" " " "	" "	Instruments
MDL	1/100 to 1** 1-2/10 to 2-8/10** 3 to 30	250 or less 125 or less 32 or less	Time-Delay " " " "	" " "	Power supplies,
MDX	1 1/4 to 2 3 to 7**	250 or less 125 or less	" " " "	" "	B+ Circuits,
MDA	1/100 to 20 25 to 30	250 or less 125 or less	" " " "	" "	Motor & transformer
FNM	1/10 to 10 12 to 15 20 to 30	250 or less 125 or less 32 or less	" " " " " "	13/32 x 1 1/2 " "	circuits
BAF	1 to 15 20 to 30	250 or less 125 or less	Fast-Acting " "	" "	Meters, Instruments, Etc.
BAN	1 to 30	250 or less	" "	"	
GBB	1 to 10	130 or less	Very Fast-Acting	1/4 x 1 1/4	Semi-conductor circuits
KAW	1/2 to 30	130 or less	" " "	13/32 x 1 1/2	

* Pigtail Type would be GJV.
** Pigtail Type would be MDV.

point that the fuse clear the fault without rupturing. It is for this reason that fuses are given a *short-circuit* rating that goes along with their *voltage* rating and must never be exceeded.

A normal 125-volt circuit load current could be two amperes full load but, when a short occurs in the circuit wiring, the current might increase to 1000 or 2000 amperes. The fuse, in turn, must be able to open the circuit safely under this condition. Generally, short-circuit currents with magnitudes in the thousands of amperes are the exception rather than the rule in the case of low-energy electronic equipment. For most electronic devices, if a fuse of the proper voltage rating is selected, it will have an adequate short-circuit rating.

Temperature. How many times have you checked a troublesome circuit and found that the current was less than the fuse rating? Did you happen to check the temperature to which the fuse was being subjected as well? The effect of ambient temperature on fuse performance can be appreciable, especially where time-delay fuses are involved.

Table I shows the effect of temperature on the current-carrying ability of the various types of fuses previously discussed. If a time-delay fuse were to be selected for operation in an 80°C ambient and the circuit current were 375 milliamperes, then the ampere rating of the fuse should be at least $\frac{1}{2}$ ampere. If the same temperature and current conditions were to be imposed on a fast-acting fuse, the fuse rating should be at least $\frac{1}{10}$ ampere.

There are many applications where operating temperatures can be considerably higher than room temperature, especially in circuits where the components are en-

closed by a cabinet or case, as in radios, TV's, power supplies, and amplifiers.

Time-Current Characteristic. Once the voltage and current ratings are decided upon, a major consideration is the time-current characteristic of the fuse. The circuit determines to a great extent whether a time-delay, fast-acting, or very fast-acting fuse is the correct choice. If harmless transient currents might occur, a time-delay fuse would be needed. If the circuit is a bridge rectifier, a very fast-acting fuse would be recommended.

Dimensions. Fuse dimensions are usually considered in initial design and can be critical when space is a factor. The most common electronic fuse dimensions are $\frac{1}{4}$ " x 1", $\frac{1}{4}$ " x 1 $\frac{1}{4}$ ", and $1\frac{3}{16}$ " x 1 $\frac{1}{2}$ ". A wide variety of mountings with a number of special features (if desired) are made for these fuse sizes.

Fuseholders. The most popular fuseholder for mounting on a chassis inside an enclosure is the ordinary Bakelite (phenolic) fuseblock which has fuse clips and wire terminals attached. For mounting the fuse in an enclosure or panel, the "panel-mounted fuseholder" is extensively used. This fuseholder has the advantage of being accessible from outside the enclosure.

Panel-mounted fuseholders with lamps to indicate a blown fuse are also available. These are particularly helpful where many fuses are used in the same area.

The pigtail fuse is, of course, the least expensive from a fuseholder point of view. However, a blown pigtail fuse is more difficult to remove from the circuit.

Table II is a quick reference chart of fuses giving their voltage and current ratings, operating characteristics, dimensions, and some typical applications. ♦

AMATEUR STATION HELPS LAND TWO AIRCRAFT

Amateur radio station W6AJZ, Santa Monica, Calif., recently responded to an emergency call from KC4USP, National Science Foundation Radio, at Palmer Station, Antarctica. KC4USP reported that two Navy aircraft, returning to Christchurch, New Zealand, due to bad weather, were short of fuel and were not likely to make their destination. Due to abnormal radio conditions, Palmer Station had no contact with Christchurch and they asked W6AJZ to contact Naval authorities in the States to set up commercial communications with Christchurch and let them know

that both planes were attempting alternate landings at Dunedin, New Zealand. It was urgently required that the alternate airport implement emergency conditions including the turning on of all landlights, adjacent city lighting, etc., to guide the troubled aircraft.

After W6AJZ had made telephone contact with Washington, where communications were available with Christchurch, the amateur station served for 45 minutes as a relay between Palmer Station and Washington/Christchurch. When all preparations had been completed emergency radio contact was secured. The Navy telephoned W6AJZ later that day to advise that both aircraft had landed safely. ♦

ELECTRONIC PEST CONTROL

ULTRASONICS FORCES RODENTS AND INSECTS TO
DEPART FOR QUIETER SURROUNDINGS

BY LYMAN GREENLEE

MANY experiments have been conducted by various schools and commercial enterprises to determine the effect of ultrasonics on insects, rodents, birds, and other small animals. Unlike chemical poisons that kill unwanted pests but also may be harmful to household pets and humans, low-intensity ultrasonics does not kill and leaves no undesirable contaminants.

One Japanese manufacturer is marketing an ultrasonic device for rodent (rat) control which is claimed to have an effective area of more than 225 square yards. The 19.5-kHz, 15-watt ultrasonic signal makes life so uncomfortable for the rodents that they leave to look for more peaceful surroundings. Experiments have shown that ultrasonic radiation is effective on insect pests (including mosquitoes) as well as rodents.

There are still many things to be learned about the use of ultrasonics. Among them are: the best frequency to be used; whether to use pulses (if so, what rate) or a continuous tone; whether the ultrasonic signal should be on all the time or for some period each day; how much power is needed for effective control; what is the effective range per watt of audio output; and finally, and most important, the effect on human beings exposed to the ultrasonic energy. It may be in this area that danger lies.

The ultrasonic pest control system described here provides a good starting point for experimentation in this new area of non-

chemical control. Essentially, the output of an ultrasonic square-wave generator is amplified and fed through a gating circuit to drive a power amplifier, which supplies the speakers. Experiments have shown that a square wave is more effective in insect control than a sine wave (probably because of the harmonic content) and that in some cases, a pulsed circuit is more effective than a continuous wave. The power amplifier should be capable of putting out 15 to 20 watts of usable power in the ultrasonic region. In the prototype, the author used the "Li'l Tiger" amplifier described in the December 1967 issue of *POPULAR ELECTRONICS*. However, any good hi-fi amplifier with the proper high-frequency characteristics may be used. The selection of the speakers is very important. With ultrasonics, it is easy to burn out the speaker. Each speaker called for in the Parts List will safely handle up to 5 watts of ultrasonic energy—even that may be too much in hot weather or with inadequate ventilation. (It might be a good idea to put a 1 or 1.5 ampere fuse in the circuit to prevent burn-out.)

Generator and Timing. The circuit shown in Fig. 1 includes the ultrasonic square-wave generator, the timing circuits, and the required IC power supply. Integrated circuit *IC1* is a dual two-input gate wired to form a square-wave generator. The frequency is determined by the coupling capacitors, *C1* and

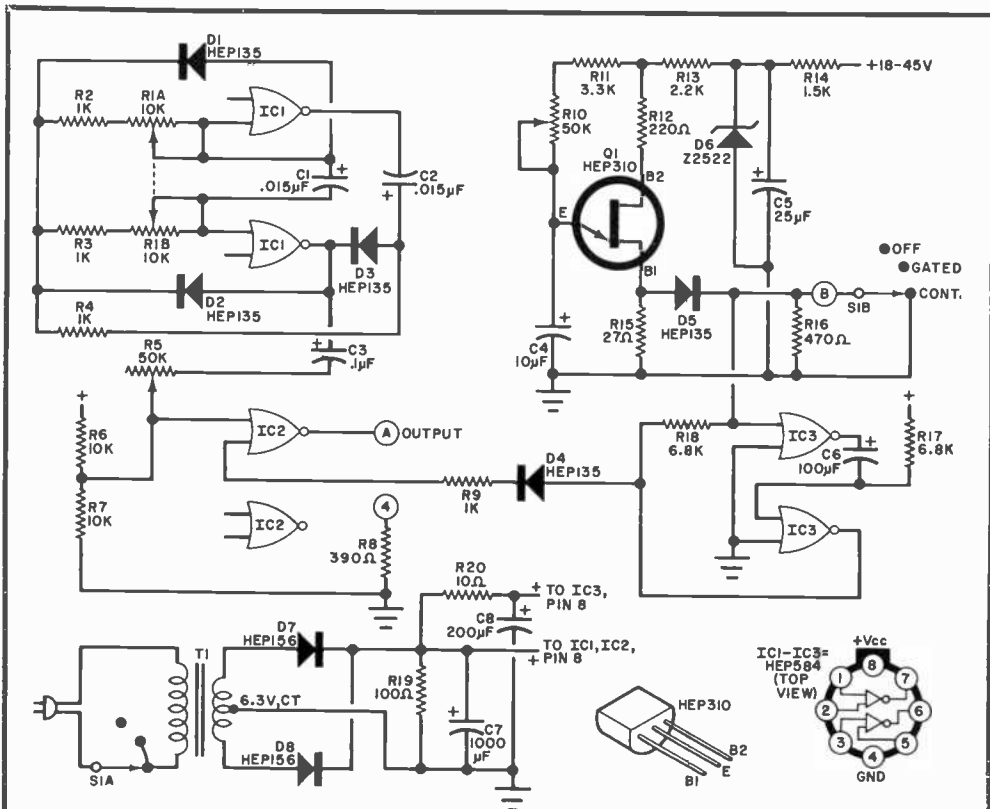


Fig. 1. Oscillator circuit offers choice of gated or continuous operation.

PARTS LIST

C1,C2—0.015- μ F, 100-volt Mylar capacitor
 C3—0.1- μ F, 100-volt Mylar capacitor
 C4—10- μ F, 25-volt electrolytic capacitor
 C5—25- μ F, 50-volt electrolytic capacitor
 C6—100- μ F, 3-volt electrolytic capacitor
 C7—1000- μ F, 6-volt electrolytic capacitor
 C8—200- μ F, 15-volt electrolytic capacitor
 D1-D5—HEP135 diode
 D6—HEPZ2522 zener diode (18V, 1W)
 D7,D8—HEP156 diode (1A, 100V)
 IC1-IC3—Dual two-input gate (HEP584 or μ L914)
 Q1—HEP310 unijunction transistor
 R1A,R1B—Dual 10,000-ohm potentiometer
 R2-R4,R9—1000-ohm resistor
 R5—50,000-ohm, PC-type potentiometer
 R6,R7—10,000-ohm resistor
 R8—390-ohm resistor
 R10—50,000-ohm, PC-type potentiometer
 R11—3300-ohm resistor

R12—220-ohm resistor
 R13—2200-ohm resistor
 R14—1500-ohm, 1-watt resistor
 R15—27-ohm resistor
 R16—470-ohm resistor
 R17,R18—6800-ohm resistor
 R19—100-ohm, 1-watt resistor
 R20—10-ohm resistor
 S1—2-pole, 3-position rotary switch
 T1—Filament transformer; secondary: 6.3-VCT at 1.2A
 Misc.—Circuit board, press terminals, multi-lug terminal strips, suitable chassis, mounting hardware, optional 117-volt indicator lamp, knobs, handle, line cord, etc.
 Note—A kit of components is available from Negeye Engineering Labs., Box 1036, Anderson, IN 46016, for \$29.75 (plus \$2 for postage to Alaska, Hawaii, or Canada). Order Bugshoo Kit 1 Timing Components.

C2, in conjunction with the ganged frequency control potentiometers, R1A and R1B. Using the component values shown, the range will be about 4 kHz to 60 kHz. The output of IC1 is applied to half of IC2, which is used as both a preamplifier and a disabling gate. Potentiometer R5 is a gain control

preset to the value required to drive the power amplifier. The second input to IC2 is a gating signal from R9. When the latter is positive, the two-input gate is disabled and the output is blocked.

The gating signal is derived from a unijunction relaxation oscillator (Q1) whose

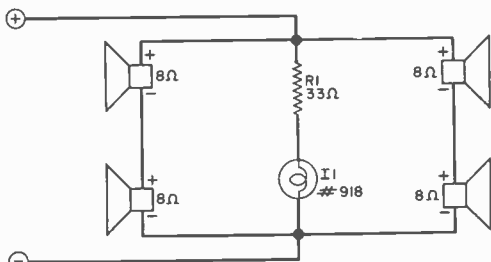


Fig. 2. Four 8-ohm speakers must be wired as shown to provide 8-ohm load.

PARTS LIST

Speaker—Olson Electronics S-846, 2 $\frac{3}{8}$ " tweeter Jensen, Model TE-40 "Sono-Dome" Allied Radio Shack, Ultra-Tweeter University MS Supertweeter or T-203W Sphericon Tweeter

R1—33-ohm, $\frac{1}{2}$ -watt resistor

I1—Indicator lamp, 12V, 0.035mA (Sylvania 918)

Note—A kit of four special speakers is available for \$24 from Negeye Engineering Labs., Box 1036, Anderson, IN 46015. Order Bugshoo Kit 3, Speakers.

period is determined by $R10$, the pulse rate control. When the positive going pulse across $R15$ is fed to the $IC3$ timing gate (wired as a monostable), the gate cuts off until $C6$ discharges. Repetition rate with the values shown is 1 to 10 pps.

The conventional low-voltage supply provides power only for the IC's, while the UJT power comes from an external power amplifier. The ultrasonic audio output (gated or continuous, depending on the setting of $S1$) is available at point A.

Construction. Either a printed circuit or a perf board can be used for the project. If a perf board is used, the IC's are mounted on push-insert terminals and the UJT should have a socket. Potentiometers $R5$ and $R10$ are of the PC type and should be fixed to the board. Other than the IC power supply, components are wired point-to-point using terminals where required. The mounting of components in the prototype is shown in the photograph.

The two power supplies (one for the IC's and one for the power amplifier) are built up on multi-lug terminal strips on the U-shaped chassis. The voltage-regulating network for the UJT, consisting of $R14$, $R13$, $D6$, and $C5$ is also built up on a multi-lug terminal strip.

The four tweeter speakers are mounted in suitable holes on the rear panel of the main

chassis. As each speaker has an impedance of 8 ohms, the four are wired as shown in Fig. 2, to provide an 8-ohm load for the amplifier. Be sure that the speakers are wired in phase as shown.

The indicator lamp in the speaker circuit provides a visual indication when the speakers are working because they cannot be heard on the high-frequency range. The speakers can be mounted in a cluster as shown or separated to cover four small areas. Because of the high frequencies involved only a very small baffle is required.

Why use four speakers? Tests show that the four speakers produce three times as much acoustical output as one speaker with the same drive to the amplifier. It was also found that a single speaker could not carry the full output without burning up after a few minutes.

Adjustment and Use. Test the power amplifier and speaker system by feeding an appropriate audio signal into the amplifier and running the test generator frequency up from the audible range to about 30 kHz. If con-



Arrange drivers as shown for best dispersion and maximum acoustical output.

venient, monitor the output at the ultrasonic frequencies by using a scope or VTVM. Otherwise, you must assume that, if the audio system seems to be working properly through the audio range, it is working at the ultrasonic frequencies. Disregard any distortion you may see on the scope waveform.

Now connect the generator and gating board output (point A) and the ground to the power amplifier. With power applied to the board and with $S1$ set to "continuous"




Photo shows typical layout of subassemblies, including audio amplifier.

output, adjust $R5$ for the output required to drive the power amplifier properly. (With the Li'l Tiger, this is about 1.5 volts rms.) Place $S1$ in the gated position and adjust $R10$ for the desired trigger timing. Shut down the system as soon as you think you have the correct pulsing rate.

To prevent speaker burnout at the ultrasonic frequencies, adjust $R5$ for a maximum of 10 volts across the speaker coils, when the line voltage (nominally 117 volts) is at its daily maximum. (Remember that line voltage can be greater than 117-volts at some time of the day or night.) Another protection technique is to use a one-ampere slow-blow fuse in series with the speakers. If the fuse blows, lower the amplifier input level via $R5$.

Do not listen to the output for long periods of time—even though you think you are hearing only a series of clicks. The system is emitting a relatively powerful burst of ultrasonic energy which may be harmful to your hearing or nervous system. The main beam from the speakers should be aimed only where the pests are expected to be. Be sure that you are not just aiming at some suspected pests and that the beam is not going past that area and reaching people or household pets farther away.

To test the system on rodents, start with some controlled experiments by selecting a place where the rats or mice are known to run. Put out some bait to get them to come in numbers. After they know where the food is and are used to coming for a free meal, aim the speaker cluster at the food and turn on the device. Note the effect on the remainder

of the bait the next time around. You may have to adjust the frequency or the rep rate to arrive at the maximum repulsion.

In any ultrasonic control device, the frequency and timing are very important. Different pests respond to different frequencies; and while many rodents respond to frequencies of 10 kHz or more, some insects require up to 25 kHz for maximum effect. Little is known about the pulse rate, so you will have to experiment. Mosquitoes, for example, are repelled by ultrasonic energy; but they are attracted by a humming sound at about 2 kHz.

Since 25 kHz is about the top for speaker efficiency, put a mechanical stop on the dual frequency control ($R1$) at this point.

To test the system on mosquitoes or bugs, let the device operate outside for an hour or so before you go out. Then turn it off before you go out. It may take some experimenting (with both frequency and pulse rate) to find out just what the ultrasonic system will do.

Remember. Though you may not hear anything from the system but a series of clicks, powerful bursts of ultrasonic energy are being transmitted. This energy can cause annoyance to acoustically sensitive people—even though they are a considerable distance away. Also remember that many household pets, particularly dogs, may have strong reactions if they wander into the ultrasonic beam area. ♦

Note: The author reserves all rights to any patentable features of this device.

CRYSTAL-CONTROLLED FM TUNER DESIGN

NEW TUNER USES SINGLE CRYSTAL AND
DIGITAL FREQUENCY SYNTHESIS

BY KLAUS J. PETER

AN IDEAL tuner must be sensitive and selective, have good spurious and image rejection, have good capture ratio, and provide recovered audio with low distortion. Since low distortion is achieved only when the r-f signal is properly tuned, low drift is essential to maintain this condition. For operating convenience, a method of station pre-selection as well as the ability to scan should also be available. The readout accuracy should be such that there is absolutely no doubt as to which frequency or channel is being received. Manual fine tuning to reach the center or low distortion point of a signal should be eliminated because mistuning is probably the greatest source of distortion in FM reception.

The most obvious and simplest solution to eliminating fine tuning of the oscillator is to use a crystal-controlled oscillator. Since the oscillator frequency is always 10.7 MHz above the receiving frequency, 100 crystals covering from 98.8 MHz to 118.6 MHz in 200-kHz steps would be required for all channels. A 100-position rotary selector switch would serve as a tuning knob and provide a mechanical or electrical readout determined by its shaft position. This system effectively eliminates the need for fine tuning but is far too expensive since the quartz crystals alone amount to about

\$200 in parts cost. Using frequency mixing techniques, it is possible to bring the number of crystals down to 20 for dual conversion and 15 for triple conversion but the additional switchable filter requirements also make this approach expensive. Furthermore, multi-conversion designs may be troubled by spurious response and poor image rejection performance due to the nonlinearity of the mixer circuits.

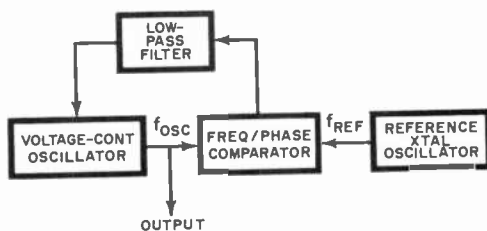
The Crystal Oscillator. The oscillator of the Scott 433 digital FM tuner is crystal controlled on every frequency but uses only a single quartz crystal as a reference standard. This is accomplished by making the oscillator part of a digital phase locked loop (PLL) circuit. In order to understand this principle, let us look at the simplest PLL circuit which locks an oscillator to a reference frequency.

When the system shown in Fig. 1 is first turned on, the voltage-controlled oscillator frequency will not be exactly the same as the reference frequency. The output of the frequency-phase comparator is an error voltage which tunes the VCO in a direction to minimize the error until phase-lock condition is established and $f_{osc} = f_{ref}$. Since the control voltage for the VCO is ideally a dc voltage, the low-pass filter is used to remove any high frequency components which might be present at the output of the comparator.

In order to generate a large number of frequencies from a single reference, a programmable divider is inserted into the PLL as shown in Fig. 2. The loop behaves as before except that a submultiple of the VCO is now presented to the comparator and the frequency relationship becomes

$$f_{osc}/N = f_{ref}$$
$$f_{osc} = Nf_{ref}$$

Fig. 1. Simple phase-locked loop circuit locks oscillator to reference.



In North America, stations are assigned to fall on 100 channels from 88.1 to 107.9 inclusively with a spacing of 200 kHz. Since the channel spacing requirement is 200 kHz, the reference frequency of the crystal oscillator must be 200 kHz if its multiples are to fall on each FM channel plus 10.7 MHz. Let us calculate what the divide ratio must be when the tuner is receiving 88.1 MHz or the bottom channel on the band.

The oscillator frequency will be
 $88.1 + 10.7 = 98.8 \text{ MHz}$

Substituting into the earlier equation to find the divide ratio N:

$$N = f_{osc}/f_{ref} = 98.8/0.2 = 494$$

This means that the voltage-controlled oscillator will be at a frequency of 200 kHz multiplied by 494 or 98.8 MHz. The next channel higher at 88.3 MHz will require a divide ratio of 495 and so on until 107.9 MHz, the top of the band, is reached at a divide ratio of 593.

For the tuner to scan the entire FM band, the programmable divider must therefore be able to divide from 495 to 593 inclusively.

Consequently every time a new station is desired, the divide ratio must be altered. Since several IC counters are available with a variable modulo or programmable count sequence, one of these is used here. The divide ratio is altered by inserting a binary code which affects the length of the count sequence and hence the divide ratio. Each channel or frequency requires a unique code which is presented to the divider.

The code itself is derived electronically and can be generated in a sequence which will make the tuner appear to scan across the FM band. It actually "steps" across the band rather than scans continuously since it only pauses (phase locks) on assigned channels. The tuner can also be tuned or programmed by cards which present a binary code to the code generator which in turn decodes it and passes it on to the programmable divider. The card system overrides the other forms of sequential tun-

Scott 433 digital FM tuner circuitry is described in text by its designer.



ing and allows instantaneous preselection of stations by using the desired card.

Digital Frequency Readout. The tuner uses the familiar cold cathode neon indicator tubes which were chosen for reliability, long life and reasonable cost. The display is actuated by the same binary code which the code generator supplies to the programmable divider to set its divide ratio. Aside from displaying the frequency in MHz which the tuner is receiving at any given moment, the display serves as a self-checking feature for the code generator as well as the card reader. The binary code from the code generator is decoded into decimal form and used to drive the display; if an incorrect or non-allowable code is presented to the divider such as one caused by a damaged card, the readout will immediately show the error.

The digital readout in the tuner is not simply hooked up to a frequency counter which counts the oscillator frequency minus 10.7 MHz. The frequency counter is a "passive" addition which will work with any existing tuner while the PLL design is an "active" system which requires an electronically tuned r-f section. In the passive system, manual fine tuning is still required. With a PLL system the oscillator is forced to lock at each channel center, which always falls exactly on the assigned frequencies of the broadcast stations.

The digital PLL system provides an r-f oscillator of crystal stability on all frequencies plus an absolutely accurate digital display of the frequency being received. The binary code generator setting the divide ratio allows the operator to scan the FM band manually at a preselected speed or to let the circuit search for a station or stereo station automatically. If one station of known frequency is desired, a pre-punched card can be used to tune to it immediately. This feature will appeal to the discriminating music listener who has a small number of favorite stations and selects definite programs. The scan feature on the other hand might appeal to the less critical listener who usually scans the band until he hears something he likes.

Other Features. One of the extremely useful by-products of this system is automatic interstation muting. The tuner just won't tune between channels. Noise muting is also provided however for silencing imp-

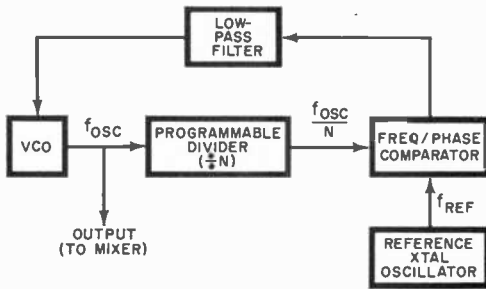


Fig. 2. The programmable divider allows tuner to synthesize multiple frequencies.

ty channels; this type of muting is defeated by a front panel switch. During the automatic "Stereo Station" scan mode, all stations are muted. When tuning from one station to another regardless of which tuning mode is used, the sound disappears without the usual transient swish or thump and reappears out of complete silence again with the absence of annoying noise bursts and distortion.

All muting is done after the multiplex decoder by two FET series-gate switches which reduce the signal by at least 60 dB in the muted condition without introducing a dc transient.

The r-f section in the tuner employs selected high-gain, low-noise FET's for both r-f gain and mixer functions. A FET is also used for impedance matching and low noise in the first stage of the i-f amplifier. Two 6-pole elliptical filters shape the passband of the i-f and achieve a selectivity in excess of 70 dB which allows this tuner to select any one station from a crowded area on the band.

The "Station" light on the front panel indicates the presence of a carrier and is actuated by a zero-crossing detector coupled to the output of the ratio detector; the station light is also a double check on the PLL and reference standard because it is actuated only if the station is tuned to exact center. On noise which is present on empty channels, the station light is extinguished automatically. The "Stereo" indicator will light up in the presence of a 19-kHz subcarrier when the signal level is sufficient to give an acceptable signal-to-noise ratio. A "Card Program" indicator shows at a glance whether or not card tuning is being used. Aside from providing instantaneous preselection of station frequencies, the card serves as a permanent memory since the code generator's volatile

memory loses the station code when power is turned off.

Trend to Complexity. The trend in consumer electronics is toward greater circuit complexity made possible at low cost due to the use of integrated circuit technology. The circuit designer gains flexibility in achieving performance goals and operating convenience for the customer. Unless proper steps are taken, however, servicing of this type of equipment can become a problem as troubleshooting time and test equipment expenditures increase drastically.

The best approach seems to center around modular construction with each module representing a functional sub-assembly which can be replaced with no more effort than the vacuum tube in an old TV set. Fault location is greatly simplified by the fact that each module performs a definite function which can be monitored individually with a minimum of test instruments. Once the faulty module is replaced by the service shop, it is sent back to the factory where automated test facilities localize the fault to a component on the subassembly and it is either repaired or scrapped. This module exchange policy has been used for some time and is gaining in importance as equipment complexity increases. The customer also has the advantage of knowing exactly how much the repair will cost if it is done after the warranty period has expired because definite module exchange prices have been established. Even service shops with limited facilities can repair a unit as complex as the digital FM tuner if a set of PC modules or even another operating unit is available. Each module is simply interchanged with a new one until the fault disappears.

Although the complexity of circuitry has increased, reliability has increased also. Through the use of MSI (medium scale integration), the number of hard-wired interconnections has actually decreased thus avoiding a significant number of failures. By screening IC's in incoming inspection, testing assembled modules under worst case conditions before they are mounted into complete units, and extensive life testing of finished products, the failure rate has been reduced to a fraction of what it was a few years ago. The IC's used as building blocks in the digital sections are of the standard variety already well proven in the computer industry and second sourced widely. ♦

How to become a “Non-Degree Engineer”



Exciting careers in the new industries of the Seventies are waiting for men with up-to-date electronics training. Thousands of engineering jobs are being filled by men without engineering degrees — provided they are thoroughly trained in basic electronic theory and modern application. The pay is good, the future is bright...and the training can now be acquired at home — in your spare time.

ELECTRONICS, The Science of the Seventies, has created a new breed of professional man — the “non-degree engineer.” Because industries depend on them to meet emergencies, move in and keep things running, they get top pay — and a title to match. At Xerox they’re called Technical Representatives. At IBM they’re Customer Engineers. In radio and TV, they’re the Broadcast Engineers.

But these men must know more than how to solder a connection, or test circuits or replace components. They need to know the fundamentals of Electronics and how to apply them.


How can you pick up this necessary knowledge? Many of today’s non-degree engineers earned their electronics diplomas at home from Cleveland Institute of Electronics.

7 Electronics Courses to Choose From

CIE is the largest home-study school in the U. S. specializing exclusively in Electronics. The seven CIE career courses provide solid preparation for nearly every career field in Electronics today.

The Electronics Technology with Laboratory Course teaches you fundamentals. With a 161-piece space-age laboratory, you apply the principles you learn by analyzing and troubleshooting electronics equipment.

If an FCC License is your goal, five of our courses prepare you to take the Government FCC License exam. For the man already working in Electronics, CIE offers a college-level Electronics Engineering Course.



CIE Home-Study Method Works

Whatever CIE course you select, you can learn in your spare time while holding down your present job. Over the last 37 years, CIE has developed techniques that make learning at home effective even if you once had trouble studying. CIE's exclusive Auto-Programmed® Lessons help you learn faster and easier than you'd believe possible.

The CIE Instruction Department gives immediate attention to the lesson examinations you send in. Your work is not only graded, it is analyzed. The corrected examination, complete with comments and suggestions, is mailed back to you the same day it is graded so that the lesson is still fresh in your mind.

If you have a special question, it will be referred to the most qualified instructor on the subject. You get the benefit, then, of the combined training and experience of the entire CIE Instruction Department.

Authorities feel that home study is the best way. *Popular Electronics* magazine says: "By its very nature, home study develops your ability to analyze and extract information as well as to strengthen your sense of responsibility and initiative."

Get FCC License or Money Back

CIE's home study courses are so successful that better than 9 out of 10 CIE graduates pass the FCC Licensing exam. That's why CIE can offer this famous Money-Back Warranty: when you complete any CIE course which provides FCC License preparation, you'll pass the FCC License exam

or you will be entitled to a full refund of all tuition paid. This warranty is valid during the entire completion period established for your course.

Students who have good jobs in Electronics often comment on how much they learned from CIE. Says Joe Perry, Cambridge, Mass., Engineering Specialist at National Radio Co.: "CIE training gave me the technology I needed to understand many of the electronic concepts I never dreamed I could learn. I'm already earning 30% to 40% more than I could have without my CIE training."

Richard Kihn, Anahuac, Texas, passed the Government exam for his 1st Class FCC License before finishing his CIE course. He landed a job as broadcast engineer at KFDM-TV in Beaumont, Texas. "I was able to work, complete my CIE course and get two raises. . . all in the first year of my new career in broadcasting."

FREE Book Can Help You

Thousands of men got started in Electronics by sending for our school catalog, "Succeed in Electronics." It tells of many non-degree engineering jobs and other electronics careers open to men with the proper training. And it tells which courses of study best will prepare you for the career you want.

Let us send you this interesting book FREE. Just fill out and mail the attached postpaid card. Or, if the card is missing, mail the coupon, or write directly to: Cleveland Institute of Electronics, 1776 East 17th Street, Cleveland, Ohio 44114.

CIE Cleveland Institute of Electronics

1776 East 17th Street
Cleveland, Ohio 44114

Please send me without cost or obligation:

1. Your new illustrated full-color book, "Succeed in Electronics."
2. Your book on "How to Get a Commercial FCC License."

I am especially interested in:

- Electronics Technology
- Electronics Technology with Laboratory
- Broadcast Engineering
- First Class FCC License
- Electronic Communications
- Industrial Electronics
- Electronics Engineering

Name _____ (please print)

Address _____

City _____

State _____

Zip _____ Age _____

APPROVED UNDER NEW G.I. BILL. All CIE career courses are approved for full tuition refund under the new G.I. Bill, if you served in service now with more than 180 days of active duty, check box for G.I. Bill information.

Accredited Member
National Home Study Council

PE-32

CIRCLE NO. 5 ON READER SERVICE CARD

90mA 9V FLIP-FLOP HTIW WITH 29MA 9V OP AMPS

NEW DIGITAL USE FOR THE VERSATILE LINEAR OP AMP

BY HARRY GARLAND

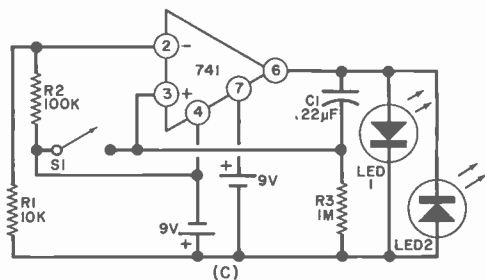
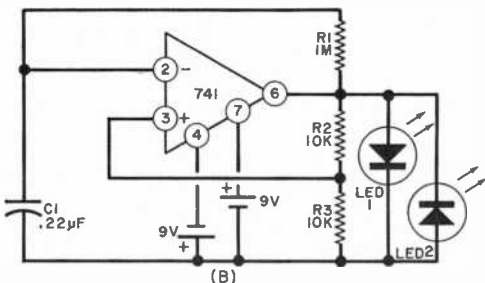
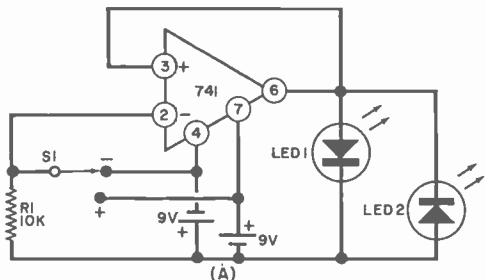
THE multivibrator is one of the most important circuits used in computers and other digital applications. Early multivibrator circuits used vacuum tubes with neon lights to indicate the "state" of the circuit. About ten years ago, transistorized multivibrators, using incandescent-lamp state indicators became popular. Now, a third generation of experimental multivibrators has evolved. They use linear integrated circuits with light-emitting diodes as the state indicators.

Three easy-to-build multivibrator circuits, using IC op amps, are shown in the diagram. The output of each of these circuits, as in all digital circuits, can only be at one of two voltages or states. Two light-emitting diodes (LED's) are used in each circuit to indicate whether the output is positive or negative.

Any of the popular gallium-arsenide-phosphide LED's will work well in these circuits. Each circuit uses two standard 9-volt transistor batteries and a type 741 operational amplifier.

Bistable Multivibrator (Flip-Flop). The easiest multivibrator to understand is the flip-flop, shown at (A) in the diagram. Assuming the output of the op amp (pin 6) is initially positive, LED1 will be forward biased and on, with LED2 reverse biased and off. The circuit is held in this condition by feedback to the positive (pin 3) input.

Now, if S1 is momentarily switched to the positive supply voltage, the output will switch from positive to negative. Then



Unique digital uses for op amp: (A) a bistable flip-flop; (B) astable multivibrator; (C) monostable multivibrator.

LED1 goes off and *LED2* goes on. The feedback to pin 3 holds the circuit in this new state. If *S1* is now momentarily switched to the negative supply voltage, the output will flop back to its original state.

Because the flip-flop is stable for both positive and negative outputs (until *S1* is switched), the circuit is referred to as "bistable."

Astable Multivibrator. In contrast to the flip-flop, the circuit at (B) is not stable for either of the two possible outputs. To understand how this astable multivibrator works, assume that the op amp output is initially positive. In this case, *LED1* is on, *LED2* is off, and *C1* is charging up through *R1*.

As soon as the voltage across *C1* exceeds the fixed voltage at the positive input of the op amp, however, the output swings negative. Then *LED1* goes off and *LED2* goes on. Now *C1* charges negatively through *R1* until its voltage is less than the voltage at the positive input of the op amp. When this occurs, the output swings positive again and the cycle repeats.

For the component values shown, the

LED's flash back and forth about twice a second.

Monostable Multivibrator (Single-Shot). While the flip-flop has two stable states and the astable multivibrator has no stable state, the monostable multivibrator, or single-shot, has one stable output state. The circuit of a single-shot is shown in the diagram at (C). Since the negative power supply is applied to the negative input of the op amp (through voltage divider *R1* and *R2*), the stable output state is positive. Now, *LED1* is on and *LED2* is off.

The single-shot can be triggered by momentarily closing *S1*. This applies a negative voltage to the positive input which causes the output to go negative. As soon as the switch is opened, however, *C1* will begin to charge through *R3*. When the voltage at the positive input exceeds the voltage at the negative input, the output will go back to its stable, positive state. The delay between the release of *S1* and the return of the circuit to its stable state is determined by the values of *C1* and *R3*. For the component values shown, the delay is about 0.5 second. ♦

LIQUID-CORE, LOW-LOSS OPTICAL FIBER

A SCIENTIST at Bell Laboratories has developed a new type of optical fiber which may be useful for optical communication systems of the future. The fiber is a liquid-filled fused quartz capillary which can transmit light signals with low transmission loss. The liquid used is tetrachloroethylene. The core diameter is about 65 microns, and the wall is about 15 microns thick. Loss characteristics for the fiber are 20 dB/km or less for 0.84-0.86 micron and 0.98-1.10 micron wavelengths.

Fiber research until now has focused on fibers with solid cores. The new liquid-core fiber, developed by Julian Stone, may someday be used in the Bell System for on-premises telephone connections, interoffice trunk lines, and large-capacity intercity phone links.

Optical fibers hold considerable promise as a high-capacity transmission medium in the future because of their small size, large bandwidth capacity, and potential low price. Bell Labs is conducting research in optical transmission techniques to anticipate the nation's needs for high-volume communi-

cation services in the future. It may not be long before fiber optics replace wires for the transmission medium. ♦





Salvaging Dunked Radios

By John T. Frye, W9EGV, KHD4167

SUMMER had finally come with a vengeance. After a hot and humid night, the morning sun blazed from a cloudless sky and was already pushing up the mercury when Barney stepped gratefully into the air conditioned coolness of Mac's Service Shop.

"Man, it's going to be another scorcher," he said to his employer busy training a heat lamp and a small fan on an uncased transistorized radio lying on the end of the service bench. "Oh, oh!" he broke off. "I see the dunking season is upon us."

"Right on both counts: it is going to be hot and humid, and people *have* started dropping their radios into oceans, lakes, ponds, rivers, creeks, swimming pools, bilge water, and bathtubs."

"I'm always a little astonished at how many of these victims you're able to resuscitate," Barney admitted, "especially since I know what an enemy of electronic components moisture can be."

"In the beginning, I was pretty pessimistic myself," Mac said. "It all started years ago when a customer brought in a big console Philco radio with the first remote control system I ever saw. This system used a low-frequency r-f control signal and a complete control receiver, together with thyratrons, a stepping relay, and electric motors to tune the receiver and control the volume.

"It had a very impressive chassis, and it was a real mess. The river had come up suddenly in the night while the owner was away from home, and when he waded out to his house on the following day he found the receiver floating speaker-down in three feet of muddy water. He simply loaded it into his trunk and brought it right in here to the shop.

"Everything, including the tube-type battery-operated remote control unit that was about the size of a football, was caked with a thin coating of mud. The veneered cabinet was already starting to split and break. I took one look and advised him to forget about it, but he was stubborn. He said he liked the way that radio operated and sounded, and he was not concerned with the looks of the cabinet. He wanted it repaired, no matter what it cost. He was willing to pay me for my time if I would just try to make it work. Money was of no concern at that point."

"Must have been a well-heeled bank robber," Barney observed.

"No, just a well-heeled bachelor brick layer," Mac answered. "Anyway, I took on the job.

"First I washed off all of that mud I could with the garden hose and then wiped off the rest. Then I used a couple of heat lamps and a big fan to dry off the moisture as fast as I could before I started checking. The tubes, of course, were unaffected. I checked out all the paper capacitors and replaced a half dozen or so that showed leakage.

"The electrolytics were OK; and resistance checks looked all right; so, with considerable misgiving, I turned it on. It began to play at once. For three days I kept it going continuously with the fan blowing on it; then I shut it off and completely realigned all tuned circuits, including those of the remote control receiver. After it ran for three more days without the least trouble, I gave it back to the owner with a request to let me know how it worked out. I did not see him again for over a year, and then the trouble was simply a burned out tube. The set, he reported, had been working per-

fectly all the while. And fortunately, there had been no more floods."

What About PC Boards? "That was a hand-wired job," Barney pointed out. "I imagine things may be a little different with a printed circuit board where short leakage paths can really foul things up."


"That seems reasonable," Mac agreed; "but, as you yourself pointed out, we've had very good luck reviving transistorized receivers that have even been dropped into salt water—if they have not been in the water too long and if we get them reasonably quickly after their baptism. If the receiver is dropped into salt water, the best thing the owner can do is to rinse it thoroughly in fresh water just as soon as he can. The idea is to wash away, or at least dilute, the corrosive salts before they have time to eat into metal parts and to attach themselves to the circuit board. If these salts are allowed to dry on the board, they can still continue their dirty work because of their hygroscopic nature. They can readily absorb moisture from the atmosphere and continue to cause their chemically corrosive action."

"One thing that helps protect these radios from moisture damage," Barney suggested, "is the coating over the circuit board and the wax impregnation of the coils. Transistors, of course, are hermetically sealed, and electrolytic capacitors that have been sealed to keep the electrolyte moist are also protected against the entry of water. One item, though, that has no protection is the paper cone of the speaker. I notice that quite often you replace the speaker."

"That's right. Oddly enough sometimes the cone suffers no warping at all after being soaked, while again it may come out looking like a washboard. This probably has something to do with the nature of the cone material or possibly with the synchronization of the drying action of the different areas. At any rate, I replace the speaker if there is any rattle or distortion in the sound or if the cone is visibly warped. Since the owner is usually convinced his favorite radio—quite often one with a deep sentimental value—is hopelessly ruined, he is very glad to pay for a new speaker."

"Incidentally, a final critical check of a dunked radio is a comparison of the measured current drawn by the receiver with the manufacturer's specification. Any appreciable increase in this current indicates

SERVICE MASTER HANDIEST HANDFUL of service tools



23 essential tools at your fingertips in this lightweight (only 2¾ lbs.), compact, easy-to-carry, roll-up kit. Contains long nose plier, diagonal plier, adjustable wrench, regular and stubby plastic handles with these interchangeable blades: 9 regular and 3 stubby nutdriver, 2 slotted and 1 Phillips screwdriver, 2 reamer, 1 extension. Eyelets in plastic-coated canvas case permit wall hanging. New elastic loop secures roll, eliminates need for tying.

many optional accessories:

Junior and Tee handles... Additional nutdriver, Phillips & slotted screwdriver, and extension blade sizes... Allen hex type, Bristol multiple spline, Frearson, Scrulox, and clutch head blades... Awl/Scraper... Chuck adaptors to use blades in spiral ratchet drivers.


XCELITE®

Xcelite, Inc.
20 Bank St., Orchard Park, N. Y. 14127
Send Catalog 166 containing information on
Service Master kit and accessories.

name _____
address _____
city _____ state & zip _____

CIRCLE NO. 41 ON READER SERVICE CARD

**A true bargain
by Post**



**The
famous
PA 263**

plus
heatsink/
pc board
for \$5.80

The PA263 monolithic audio power amp. provides 3.5W rms, 10W peak, to a 16 ohm load. Ideal for mono or stereo players, tape, disc or intercom amplifiers, AM receivers, Op. Amp. boosters etc.

Now we supply it complete with a specially designed heavy duty pc board ready drilled for PA263 and up to 12 other components all ready for soldering. No other heatsink is necessary. ONLY \$5.80 COMPLETE including delivery by return FREE 4-PAGE PA263 DATA SHEET PLUS DESIGN INFORMATION WITH ALL ORDERS.

Send Check/Money order payable Bordeaux Industries Inc, to Jermyrn 712, Montgomery Street, San Francisco, California 94111.

JERMYN


CIRCLE NO. 19 ON READER SERVICE CARD

**THE ONE WORD
FOR PERFORMANCE AND
RELIABILITY IN
ELECTRONIC
IGNITION
JUDSON**

**YOU CAN HAVE
TOMORROW'S
IGNITION ON
YOUR CAR TODAY**

Don't accept "as good as" there are none.

Write Today for Literature



JUDSON
RESEARCH AND MFG. CO
CONSHOHOCKEN PA. 19428



CIRCLE NO. 20 ON READER SERVICE CARD

leakage that will impair performance, shorten battery life, or both. The current must be brought down to normal before the receiver is returned to the owner."

"Summer vacation time is pretty hard on electronic equipment that is not dropped into the drink," Barney observed. "Radios and tape recorders are left in the boat, on the dock, or by the swimming pool all night. A thundershower soaks a portable TV or hi-fi left on the screened-in porch. Night-flying bugs and even mice crawl into portable TV sets operated out-of-doors or in cottages and are electrocuted."

"Yes," Mac agreed, "and while most people have learned you shouldn't leave your loaded camera on the back ledge of a shut-up car on a hot summer day, they still leave their radios and tape recorders there. Sun shining on such an item through the rear window can raise the temperature inside the case to 140 degrees or higher—hot enough to melt the wax of capacitors, dry out the electrolytics, and shorten the battery life. The radio or recorder is much better off under the seat where it is safe from both the sun and the eyes of a possible thief."

"Hey!" Barney interrupted, "when our basement was flooded by a cloudburst a couple of years ago, the gas company men came out and shot carbon tetrachloride into the various furnace controls to take the moisture out of them. Why don't we use carbon tet to dry out radios?"

"For the same reason we don't use it as a degreaser," Mac answered promptly. "It is too dangerous to use except under carefully controlled conditions by carefully trained technicians. However, there are several aerosol chemical products on the market, such as General Cement's *Dri-Spray* and their *Formula 70 Moisture Remover* that will do the same job safely. You'll find both up there in the cabinet."

Effects of Air Conditioners. "I'd think the widespread use of air conditioning would make things a lot easier on electronic equipment in the home during the summer time," Barney remarked. "Not only does it keep the temperature down, it also takes the harmful moisture out of the air."

"Again you make sense," Mac replied, "but I can recall at least one instance in which things did not work out that way. This was the case of a roll-around color TV set that seemed to have more than its share

of summer breakdowns. After the third call to replace components in the high voltage system, I checked that set out very carefully and was puzzled to discover the chassis was actually rusting in several places; yet the owner assured me the receiver was never used outside the house or in the basement. Persistent quizzing, though, revealed the source of the trouble:


"The set was ordinarily used in the living room right next to a window air conditioner. The owner noticed the cabinet became quite warm during operation—it was a tube type receiver—so he was accustomed to pulling the receiver away from the wall and directing the cold air stream from the window unit directly into the back of the cabinet. This kept the chassis cool all right, but it also kept it yo-yoing up and down through the condensation point as both the receiver and the air conditioner went on and off. Moisture condensed on the metal chassis and the metallic leads of the printed circuit boards. High voltage arced across various points and either burned out components directly or formed carbon paths that did the job more slowly. I suggested he discontinue his practice of 'cooling it,' and that was the end of the summer complaint with that set."

"Just goes to show you can get too much of even a good thing," Barney said. "But it's still a good idea to protect electronic equipment from heat and humidity. The two in combination are particularly harmful. That's why it is murder to install such equipment in a warm, moist basement. Many a ham has learned to his sorrow that a snug basement ham shack is not a good idea at all unless the humidity can be carefully measured and controlled continuously. Persistent moisture is especially rough on high-voltage transformers. I had one ham friend who blew three of these before he finally got the message and moved upstairs."

"I know, I know," Mac said. "That is one of the chief reasons I put air conditioning in here. Before I did, I was having a lot more trouble keeping the instruments in calibration and in good operating condition during the summer season."

"Did you have to go and say that?" Barney asked plaintively. "Here all this time I thought you put the air conditioning in to provide for Matilda's and my comfort! Can't you leave a guy a single illusion? I certainly hate to realize I've been playing second fiddle to a VTVM!"

the EL SOCKET



**Test new circuit ideas...
I.C. circuits...
discreet components...
at no risk!
Money back guarantee!**

\$17²⁵

All you need are #4 mounting screws . . . just plug-in components . . . like ¼ watt resistors, ceramic capacitors, diodes, I.C.s, transistors and more . . . and your circuit's built! No special patch cords needed! Components interconnected with any solid No. 22-26 gauge wire.

And you can try it with absolutely no risk for 5 days. If not satisfied, just return your EL Socket and receive a full refund. Trying is believing. How can you go wrong? Order your EL Socket now!

- Nickel/silver plated terminals — very low contact resistance
- Low insertion force
- Mounts with #4 screws
- Initial contact characteristics beyond 10,000 insertions
- Vertical, horizontal interconnecting matrices
- Accommodates wide range of wire and component leads from .015"-.032"

Send check or M.O. today!

ELI EL INSTRUMENTS, INC
61 First St., Derby, Conn. 06418
Telephone: 203/735-8774

CIRCLE NO. 13 ON READER SERVICE CARD



Product Test Reports

SHURE MODEL M688 STEREO MICROPHONE MIXER (A Hirsch-Houck Lab Report)

THE *Shure Brothers* Model M688 stereo microphone mixer is a moderately priced, highly versatile input control system for tape recording and public address applications. It provides inputs for four microphones and a high-level auxiliary source, each with its own gain control. A master gain control is also featured.

The microphone inputs (through professional three-pin female connectors) can be switched individually for low-impedance balanced or high-impedance unbalanced operation. On low impedance, the inputs will accept sources ranging from 25 to 600 ohms; on high impedance, they will accommodate any impedance greater than 20,000 ohms.

The outputs and the AUX inputs of the M688 are duplicated for stereo operation. Three of the microphones can be switched to either the left or the right channel by means of slide switches above their respective level controls. The fourth microphone input has a slider-type "pan pot" which can be smoothly adjusted so that its electrical position is in either the left or the right channel, or anywhere between.

The AUX and MASTER gain controls are each concentric pairs, slip-clutched for individual channel balance. A MONO/STEREO switch connects the rear-panel AUX output jacks to the individual channels or provides a summed output to both AUX outputs for monophonic operation. A three-pin male connector MONO MIC OUTPUT jack carries the summed L+R output from all sources to the microphone or line inputs of the outboard amplifier or tape recorder. It also has an impedance selector switch which supplies a few millivolts to a 25-600-ohm microphone input when set to LOW, and up to 200 millivolts to a load of 20,000 ohms or greater when set to HIGH.



A pair of MIX BUS jacks can be used to parallel two or more M688 mixers to provide greater flexibility. In this case, all input sources appear at the outputs of each mixer.


The M688 is designed primarily for ac line powering, drawing only a few watts in operation. A pair of pin jacks on the rear panel can provide up to 21 volts at 5 mA to an external accessory. By connecting a source of 26-30 volts dc at 7.5 mA to these jacks, the mixer can be operated independently of ac line power.

Lab Tests. The specifications sheet supplied with the M688 mixer is quite extensive. We checked only the major points in our lab tests. The frequency response was better than +0.5/-1.0 dB from 20 Hz to 20,000 Hz. The voltage gain from the HI impedance microphone inputs was 40 dB and from the AUX inputs, 19 dB. In the MONO mode, gain was 6 dB less.

There was less than 0.1 dB of level change on any input from any positioning of the other input controls. The HI impedance microphone inputs clipped at 330 mV, much higher than would be delivered by any microphone likely to be used with the mixer. The output waveform clipped at 6.5 volts. At 2 volts output, with 70 mV applied to a HI impedance microphone input, we measured harmonic distortion of 0.22 percent which was well below the 1.0 percent specified.

The signal-to-noise ratio, referred to a



Sams guides you through the highways and byways of electronics



MODERN DICTIONARY OF ELECTRONICS 4th Edition
by Rudolf F. Graf
Completely updated definitions of approximately 18,500 terms used in the fields of communications, microelectronics, fiber-optics, semiconductors, reliability, computers, and medical electronics. Over 2000 terms have been added, and hundreds of definitions have been updated. An invaluable reference.

SAVE! SPECIAL PRIPUBLICATION PRICE!

No. 20852
Only \$11.95 if ordered before Aug. 1, 1972. After Aug. 1, 1972, regular price will be \$12.95.



REFERENCE DATA FOR RADIO ENGINEERS 5th Edition

Covers transistors, electro-acoustics, microminiature electronics, space communication, navigation aids, quantum electronics, reliability and life testing. Completely revised by over 100 experts. 50% more data than previous edition. Over 400,000 copies in use. 1696 pgs., 1350 illustrations.
No. 20678 \$20.00

AUDIO CYCLOPEDIA 2nd Edition


by Dr. Howaine M. Tremaine
The most comprehensive and authoritative reference text on audio ever published. 1758 pages, over 3500 topics, and 7800 illustrations devoted to the fields of acoustics, recording and reproduction. Completely updated.
No. 20675 \$29.95

TRANSISTOR TV TRAINING COURSE 2nd Edition

by Robert G. Middleton
This training course in solid-state tv circuitry is a valuable guide for both the technical student and the experienced tv technician. It includes such late developments as integrated circuits, dual-gate MOSFETS and SCR sweep circuits, and the most recent innovations in solid state color tv circuitry.
No. 20882 \$4.50

ABC'S OF ELECTRONICS 2nd Edition

by Earl J. Waters
Clearly explains the principles of electricity, functions of atoms and electrons; magnetic forces and their relationship to electronics; basic components and their applications; fundamental electronic circuits and how they work. Latest information on solid state devices.
No. 20865 \$3.95



STUDY GUIDE FOR CET EXAMINATIONS

by J. A. Wilson, CET and Dick Glass, CET

A programmed text giving full coverage of typical questions encountered in the CET examination, together with the answers. For background information, the chapters are keyed to the two Sams television courses described at the right.

No. 20834 \$5.95

COLOR TV TRAINING MANUAL 3rd Edition

by the Howard W. Sams Editorial Staff

A step-by-step education in the intricacies of color-tv. Its explanation of the basic principles of each circuit leads to a clear understanding of the overall function of the set. A widely used text for schools and self study, it embraces modern developments in color-tv circuitry.

No. 20736 \$6.95

PHOTOFACT® TELEVISION COURSE 3rd Edition

by the Howard W. Sams Editorial Staff

This basic and comprehensive explanation of black-and-white television has helped thousands become proficient in television theory and servicing. Includes timely information on transistor circuits.

No. 20595 \$4.95



Order from your Electronics Parts Distributor, or mail to Howard W. Sams & Co., Inc., 4300 West 62nd St., Indianapolis, Ind. 46268.

Send books checked below, \$_____ enclosed. Please include sales tax where applicable. Canadian prices slightly higher.

Send FREE 1972 Sams Book Catalog.

Name _____

Address _____

City _____ State _____ Zip _____

20852 20678 20675 20865 20882 20834 20736 20595

PE 072



HOWARD W. SAMS & CO., INC.
4300 W. 62nd Street
Indianapolis, Ind. 46268

CIRCLE NO. 31 ON READER SERVICE CARD

1-volt output with all controls set at maximum, was 46 dB and consisted largely of hum over a 20 Hz to 20,000 Hz measurement bandwidth. With all frequencies below 300 Hz attenuated, the S/N ratio was 51.5 dB. At minimum gain settings, the corresponding figures were 66 dB and 73 dB, respectively. In normal use, where most controls are set well below maximum, hum and noise should be negligible. We did note a sensitivity to magnetically induced hum, suggesting that the M688 should be placed well away from any other ac-powered component employing a power transformer.

General Comments. The Shure M688 mixer is a compact unit, measuring 11 $\frac{1}{2}$ " x 7" x 2 $\frac{1}{2}$ " and weighing 5 pounds. It offers the tape recording enthusiast a fully flexible stereo input system at modest cost (\$114) and an excellent control unit for sound reinforcement systems.

A broad line of accessories for use with the M688 mixer is also available from the manufacturer. Included are a phono equalizing preamplifier, a stacking kit for multiple mixer installations, input and output cable kits, a rack panel mounting kit, carrying case, and a battery pack.

Circle No. 65 on Reader Service Card

PACE MODEL 100-S CB TRANSCEIVER

THE Pace Model 100-S CB transceiver is a 6-channel solid-state unit designed for mobile service. Its most unique feature is its very compact construction, measuring only 1 $\frac{1}{4}$ " thick by 4 $\frac{3}{4}$ " wide by 6 $\frac{1}{4}$ " deep. This makes it ideal for installations where available space is at a premium. Added to this is its attractive styling which includes miniature chromed control knobs and a chrome-finished bezel around the front of the steel scuff-proof gray painted case.

The transceiver comes supplied with crystals for operation on REACT channel 9 and the most commonly used channel 11. Crystals to meet the individual CB'er's other channel requirements, selectable via a front-panel control, are available separately. The transmitter operates at the maximum legal power limit set down by the FCC.

Aside from the usual adjustable squelch control and the power on-off/a-f volume control, there is a meter which indicates received signal strength or relative transmitter power output. During receive, an amber lamp comes on; during transmit, the amber light extinguishes and a red light comes on. A full-time series-gate automatic noise limiter is built in.

A mobile mounting bracket is supplied with the transceiver as is a detachable dynamic microphone which has a push-to-talk switch and a coiled cord.

Technical Aspects. The circuit of the 100-S is straightforward and simple, with 16 bipolar transistors and 10 diodes. The receiver is designed to operate with single



conversion to a 455-kHz i-f and selectivity obtained by a ceramic filter. Good sensitivity is ensured with an r-f amplifier stage, while fine image rejection is the result of three tuned r-f circuits at the 27-MHz operating frequency.

The agc applied to the r-f mixer and first i-f stages is designed to provide a relatively flat agc characteristic and to minimize overloading. In addition, shunt-connected diodes at the antenna input for the receiver are used to protect the r-f amplifier transistor from overload damage.

The audio system feeds into a push-pull class B output stage. The loudspeaker is a 2 $\frac{1}{2}$ " dynamic type; as usual, it is mounted facing downward so that the sound emerges from the bottom of the transceiver.

The transmitter has a straight-through oscillator which uses crystals at the channel frequency selected. No synthesis system is employed; so, for a given overall frequency tolerance needed to meet the legal limitations, the tolerances of the individual crystals need not be held as closely as otherwise required in a synthesizer/dual-conversion system involving three crystals for each channel. Operation on channels 9 and 11 with the crystals supplied was within a 0.001 percent frequency tolerance.

The crystal oscillator is followed by a

driver for the power-output amplifier; each is collector modulated using the receiver's audio power amplifier. An uncommon feature is a triple-section pi network at the r-f power amplifier output. This provides better than usual harmonic attenuation, rated at -65 dB.

A source of trouble often experienced with CB gear using a relay to transfer the antenna between receiver and transmitter is faulty operation due to dirty contacts. In the 100-S, this problem is avoided by means of electronic r-f switching accomplished with the aid of a diode switch. This diode is one of the protective ones used at the receiver's input. During transmit, it is biased into conduction, short-circuiting the receiver's r-f input. This allows the antenna to be permanently connected to both receiver and transmitter, which offers a measure of protection for the transmitter's PA transistor.


A relay is used in the 100-S for transferring other circuits. However, where it is used, it presents no danger to components in the circuit.

The transceiver is designed to operate from a primary source of 11-16 volts dc (nominally 12 V dc). Either a negative- or a positive-ground system will accommodate it without any internal wiring changes. This can be done because the dc supply lines are electrically isolated from the transceiver's case. A fuse is located externally in the positive supply lead. The supply circuit features an L filter to minimize the possibility of ignition noise pickup.

Performance. Although small in size, the Pace 100-S provides performance comparable to larger units. Sensitivity and selectivity are good—as are the smoothness of the squelch and the effectiveness of the noise limiter. Good transmitted signal "punch" is obtainable with modulation that, in our model, clipped at 90 percent on the positive peaks.

There are no provisions for connecting an external speaker which might be desirable for better sound directivity. Also, one price paid for the compact size of the enclosure is that the small meter cannot be easily read in some mobile installations. In addition, the position of the channel selector knob cannot readily be determined.

The detachable microphone is a good feature which allows the mike to be removed during unattended periods, thus pre-



FROM KIT TO CAR IN 80 MINUTES!

Electronic ignition is "in". Update your car with the TOPS in power, efficiency and reliability — the TIGER SST capacitive discharge ignition (CD).

The TIGER delivers everything other CD's promise — and more: quicker starting, more power, more gas mileage, tune-ups eliminated lifetime plugs and points, reduced repairs and pollution.

The TIGER can be built and installed in your car in 80 minutes. The TIGER is unique! Errors in construction or incorrect installation will not harm the TIGER or the engine. The TIGER will not operate under either condition.

The TIGER comes with a switch for TIGER or standard ignition for 12V negative ground only.

SATISFACTION GUARANTEED
or Money Back.

Simpli-Kit \$29.95 — Assembled \$39.95
POST PAID


WE ACCEPT:
Mastercharge or Bank Americard.
Send check or money order with order to:

Tri-Star Corporation

DEPT. W, P. O. Box 1946
Grand Junction, Colorado 81501

CIRCLE NO. 39 ON READER SERVICE CARD

Thinking 4-Channel?



The LA-524 SQ Decoder/Amplifier

Think
LAFAYETTE
4-CHANNEL
★ Receivers ★ Amplifiers
★ SQ Decoders
★ Adapters plus more!

NOW ON PRESS!! NEW 1973 Catalog 730
The Only Complete Guide To "Everything In Electronics"

Lafayette Radio Electronics, Dept. 35072
P.O. Box 10, Syosset, L.I., N.Y. 11791

Please send FREE 1973 Catalog 730: 35072

Name _____

Address _____

City _____ State _____ Zip _____

CIRCLE NO. 21 ON READER SERVICE CARD

venting operation by unauthorized persons. Also, both the antenna transmission line and power leads plug into the side of the case to simplify accessibility.

For those who are interested in statistics, our box score on the performance measurements of the 100-S were so close to those listed by the manufacturer that giving them here is unnecessary. The only exception to this was the agc characteristic which is

listed at a 6-dB a-f output change with an r-f input change of 0.5-100,000 uV. Our measurement was 14-dB change.

It should be noted that in addition to the useful information provided, the manual goes into technical facts regarding tampering with, adjustments to, and operation of the equipment.

The Pace 100-S is made in Japan. It sells in the United States for \$79.95.

Circle No. 66 on Reader Service Card

HEATHKIT MODEL IM-102 DIGITAL MULTIMETER KIT



AS YOU might imagine, our service and test bench has some sophisticated and expensive test equipment on it. The latest addition to the array is beginning to look like it will take one of the top places. It is the *Heathkit* 3½-digit multimeter kit, Model IM-102, currently on the market for \$229.95. Just looking over the list of technical specifications made us anxious to start assembling the kit.

There are five voltage ranges for both ac and dc measurements. They provide maximum measurement capabilities out to 200 mV, 2 V, 20 V, 200 V, and 1000 V. The two lowest ranges are overload-protected to 350 volts (250 volts rms on the ac ranges). The ac ranges are designed to yield useful measurements over most of the audio spectrum. Resolution in both modes of operation is listed at 100 μ V.

There are five resistance ranges which provide readings out to 200 ohms, 2000 ohms, 20,000 ohms, 200,000 ohms, and 20 megohms. Test current is a maximum of 1 milliampere on the 200-ohm range, dropping to 100 nanoamperes on the 20-megohm range. Consequently, the IM-102 is safe to use for just about any resistance measurement. Overload protection on the resistance ranges is 250 volts rms.

There are also five ac and five dc current ranges which go out to 200 μ A, 2 mA,

20 mA, 200 mA, and 1 A with a nominal voltage drop of 0.2 V on both the ac and dc ranges. The ac current can be measured over a frequency range of 40 Hz to 10,000 Hz. Resolution is 100 nA.

In addition to the range and function flexibility, the IM-102 has a couple of extra features you will welcome. The first (and most useful) is its built-in automatic polarity indicator which eliminates the need for switching test leads or flipping a switch when moving from one test point to the next. Automatically sensing the polarity of the voltage being measured, the IM-102 has a built-in indicator circuit which clearly indicates the polarity. The second welcome feature is an overrange indicator which blinks if an attempt is made to measure a parameter beyond the capability of the range selected.

The IM-102 is small for the operational performance it provides, measuring only 3" high by 7" wide by about 8" deep. It weighs a meager 4 pounds. The front panel is clean and uncluttered, and the swivel carrying handle can be adjusted to serve the instrument as a tilt stand.

Assembly Notes. The entire multimeter is assembled on a single large epoxy-fiberglass printed circuit board. To avoid any possibility of heat damaging the delicate integrated circuits, the *Heath* people supply Molex Soldercons which, when soldered to the foil pattern on the PC board, serve as IC sockets. All other components solder directly to the board's foil conductors.


Assembling the IM-102 presented no difficulties. Practicing common sense and taking a bit of care, we had the digital multimeter ready for checkout in about 14 hours, aided all the way by the usually excellent assembly manual.

With the IM-102 kit is supplied a fac-

tory-built dc calibrator which employs a reference cell. This device allows the builder to optimize the performance of his instrument, providing measurement accuracies to within 0.2 percent. No other calibration device is needed. Of course, if you have access to an extremely accurate laboratory standard, it is possible for you to get the accuracy to within 0.1 percent.

Electronically, the IM-102 is built around the latest IC technology. Its readouts are of the large-numeral 0-9 gas discharge type to assure long life and easy visibility under most ambient lighting conditions.

Integrated Circuits. The circuit design is first rate. Besides employing digital techniques, the instrument makes use of operational amplifier IC's arranged in the reliable dual-slope, or ramp, configuration to provide integration for measuring the basic dc voltages. To measure resistance, an op amp is used as a scaled constant-current generator to pass a predetermined current through an outboard resistor while the dc voltmeter portion measures the voltage drop. Ac voltage measurements are made with the aid of another op amp arranged as an ac-dc converter so that it



The multimeter is easy to assemble. All components are on one PC board, with special sockets to hold the IC's.

senses the average value of the applied ac voltage and converts it to a proportional dc voltage, which is then measured.

Currents are determined by measuring the voltage drop developed across a close-tolerance shunt network. If the current is dc, it is measured directly; if ac, it is passed to

SAVE MONEY!

A Delta Mark Ten Capacitive Discharge Ignition (CDI) System On Your Car Slashes Maintenance Costs And Increases Performance.

Put a Mark Ten on your car and save by eliminating 3 out of 4 tune-ups. Save as gasoline mileage increases (up to 20%). The Mark Ten CDI system also extends spark plug life, promotes more complete combustion and assures instant starts in all weather. It operates on any 6 or 12 volt negative or positive ground system.

The Mark Ten B affords additional money saving advantages by drastically reducing combustion contaminants and restoring power lost by the use of smog control devices. Equipped with handy switch for instant return to standard ignition, the Mark Ten B works with ANY 12 volt negative ground engine. Both systems install in ten minutes without rewiring.

Order your Mark Ten or Mark Ten B today. Save money while you enjoy low maintenance and increased performance.

Mark Ten (Assembled) \$44.95 ppd.

Mark Ten (Deltakit) \$29.95 ppd.

(Kits available in 12 volt only, positive or negative ground)

Mark Ten B \$59.95 ppd.

(12 volt negative ground only)

Superior Products at Sensible Prices

Mfg. in U.S.A.



DELTA PRODUCTS, INC.

P.O. BOX 1147 • GRAND JUNCTION, COLORADO 81501
PHONE (303) 242-9000

Dept. PE

Please send me literature immediately:

Enclosed is \$ _____

Ship ppd. Ship C.O.D.

Please send: _____ Mark Ten B @ \$59.95 ppd.

___ Standard Mark Ten (Assembled) @ \$44.95 ppd.

___ 6 Volt: Neg. Ground Only ___ Positive Ground

___ 12 Volt: Specify ___ Negative Ground

___ Standard Mark Ten (Deltakit*) @ \$29.95 ppd.
(12 Volt Positive Or Negative Ground Only)

Car Year _____ Make _____

Name _____

Address _____

City/State _____ Zip _____

CIRCLE NO. 9 ON READER SERVICE CARD

the ac converter which produces a proportional dc voltage which can then be measured.

We put our newly assembled IM-102 through a number of tests. It performed admirably and, in truth, sometimes beyond our expectations. Many of our tests were made using a laboratory voltage standard, an unquestionably accurate instrument, and the IM-102 hit the voltages right on the

head every time. We checked some 0.1-percent tolerance resistors, all accurate Mil-Spec types, and again the IM-102 came through with flying colors. Ditto to ac voltage and ac and dc current measurements.

At this writing, we have been using the IM-102 for about a month. It is used a minimum of two hours a day. So, when we state that it is well worth the asking price, we mean it.

Circle No. 67 on Reader Service Card

WAHL ISO-TIP CORDLESS SOLDERING IRON

ONE BY ONE, most of the technician's and experimenter's problems are being solved by sharp manufacturers. While the electronics group is making big and rapid strides in test gear, a couple of tool manufacturers are coming up with real winners on the mechanical end of things.

Witness the latest item from the *Wahl Clipper Corp.* Their "Iso-Tip" cordless soldering iron, retailing for \$19.95, is a real innovation. Instead of using a chemical cartridge for generating tip heat, this handy tool uses electricity to generate the heat of a 50-watt iron. It is small enough to fit the palm of the hand and to tuck neatly away in a tool kit or drawer. It has a built-in work light as well.

The Iso-Tip iron is just the thing for those who often have soldering jobs away from any electrical outlet. It is ideal for use in a boat, car or truck.

The iron is powered by a rechargeable nickel-cadmium battery (built in, of course). On full charge, it is capable of handling up to 60 solder joints. For recharging, which can be accomplished overnight, the Iso-Tip iron is supplied with a special stand which houses a trickle charger to plug into any convenient ac receptacle.

The user handles the Iso-Tip as he would any other soldering iron. The big difference is that to energize the tip, a large red button switch must be depressed. When the switch is depressed, not only does the soldering tip come quickly up to working heat, but the work light instantly comes on and lights the work area.

Because of its small size and complete isolation from the ac power line, the Iso-Tip soldering iron is the ideal tool to use on printed circuit boards and normal home use where the danger of leakage must be avoided at all cost. Also, it is one of the few soldering tools safe enough to use when



soldering into place IGFET's and MOSFET's since no ac electromagnetic field is generated during the heating cycle.

User Notes. We used the Iso-Tip for about a month. Most of the time, it was put into service on our workbench where it performed well. The fact that there was no trailing cord to get in the way showed us how clumsy, by comparison, many ac-powered irons are on a crowded bench. Out in the field, this iron was by far the best line-independent tool we have used to date.

Since it is most convenient to store the Iso-Tip soldering iron on its charger stand, every time it is put down it is being recharged. Too, during our bench and field tests, we never really discharged the nickel-

cadmium battery to the point where it would not supply enough heat energy for soldering. This means that unless the joints to be soldered are rather massive by present standards, the 60-joint capability specified for the tool is somewhat conservative.

Circle No. 68 on Reader Service Card

HOBBY HILL "CONDUCT-O-TAPE"



ONE of the biggest problems encountered in wiring a room for 4-channel, and sometimes even 2-channel, stereo sound is in trying to hide the unsightly wires that connect the amplifiers to the speakers. Actually, this problem is the same for the guy who has to couple any low-power electrical or electronic assemblies together when there is a doorway, window, or other opening between them. If you have such a problem, we suggest you take a trip to your nearby distributor of the *Hobby Hill Inc.* line of products and look at the "Conduct-O-Tape" display. Chances are, you will find exactly the item you need to overcome your problem.

Conduct-O-Tape consists of a pair of slender, flat copper leads buried in a sandwich of pressure-sensitive tape. The copper conductors are hefty enough to accommodate up to 24 volts at 2 amperes; so, they will safely transmit up to 48 watts of power.

Because it is adhesive-backed, Conduct-O-Tape can be pressed onto almost any surface where it will adhere without any other mechanical fastening and lie absolutely flat, even following irregular contours. On the surface, it is just slightly thicker than masking tape. And, because the conductors are safely buried inside the insulation, Conduct-O-Tape can be painted over to render it virtually invisible.

The tape comes in various lengths up to 50 feet. It costs about 25 cents a foot, which is reasonable enough when you consider how much work it saves you on a single installation.

Accessories. When you browse around the Conduct-O-Tape display, you will also notice that there is quite an array of accessories you can use with the tape. They include 90° corners and bends, splices, and power connectors. Prices for these items vary with quantities purchased and styles selected.

Incidentally, we have discovered one very useful application for Conduct-O-Tape, which all of you who who lose fender-mounted telescoping automobile radio antennas to vandals will welcome. Having lost several in the past few years, we applied a length of the tape across the top of our car's windshield where it was out of the line of vision and coupled it to the antenna feed going to the car radio. After adjusting the receiver's antenna trimmer for best reception, we found that our vandal-proof antenna operated every bit as good as the telescoping one.


Once we discovered the antenna possibilities of Conduct-O-Tape, we tried making a hide-away folded dipole antenna for an FM receiver which has always had to share antenna time with a TV receiver. Applying our home-made antenna to the wall behind the FM receiver and hooking it up with 300-ohm twin-lead, we found it to be a very satisfactory setup.

There are many applications for Conduct-O-Tape which an imaginative user can come up with in short order. We can think of a list right now, but you will get ideas of your own once you visit the display.

Circle No. 69 on Reader Service Card



I'm not really that dumb. They're just trying to educate me beyond my intelligence.



Your paycheck says a lot about you

It tells you more than how much you make. It tells you how far you've come. And if your paycheck looks very much the same as it did last year, or the year before, it simply means that *you* look very much the same as *you* did last year and the year before.

But times change, and you should be changing with them. Old dull jobs are disappearing. New exciting ones are being created. There are challenging new fields that need electronics technicians...new careers such as computers, automation, television, space electronics where the work is interesting and the earnings are greater.

RCA Institutes has one of the nation's largest and most respected home study schools devoted to electronics. They can get you started even if you've had no previous training or experience. RCA Institutes has developed a faster, easier way for you to gain the skills and the knowledge you need for a fascinating, rewarding electronics career. And you don't have to quit work and go back to school. With RCA Institutes Home Study Plan you can do

both. You set your *own* pace depending on *your* schedule.

Check over these RCA benefits:

- You get Hands-On Training—over 250 experiments and as many as 22 kits with some programs.
- You get RCA's unique "Autotext" method of learning—individual programmed instruction, the *easy, faster, simplified* way to learn!
- You get the widest choice of electronics courses and programs—everything from Electronics Fundamentals right up to Solid State Technology and Communications Electronics.
- You get a selection of low-cost tuition plans!

Sounds great, and it is! For complete information, without obligation, send in the attached postage paid card...or return the coupon below. That will say a lot about you.

Veterans: Train under new GI Bill. Accredited Member National Home Study Council. Licensed by N.Y. State—courses of study and instructional facilities approved by the State Education Department.

RCA Institutes

Home Study Dept. 694-207-0
320 West 31st Street, New York, N. Y. 10001

Please rush me **FREE** illustrated catalog.
I understand that I am under no obligation.

Name _____ Age _____
(please print)

Address _____

City _____ State _____ Zip _____

Veterans: Check here

If reply card is detached—send this coupon today

CIRCLE NO. 30 ON READER SERVICE CARD

How To Use Hi-Fi Headphones

THE PROPER METHODS FOR CONNECTING PHONES TO SPEAKER OUTPUT TERMINALS

BY JIM ASHE

HI-FI headphones are invariably low-impedance devices which employ high-quality, wideband transducers. Convenience and comfort are designed in. The ear cups, fitted with resilient air seals, are designed to exclude outside noise as well as to provide perfectly matched acoustical environments for the transducers to insure superior stereo sound reproduction.

If we take 7 mV as the typical sensitivity of the phones to provide a strong, clear signal reproduction, we can see why some users obtain poor results from phones when they are connected directly across the speaker terminals. Hum, hardly noticeable through the speaker, becomes intolerable when fed directly to the ears via the ear-cups' enclosed environments instead of through the air in a large room.

Since it is designed to deliver lots of power to a speaker system, the amplifier is incapable of controlling power at the milliwatt levels which is what the headphones require. Matching impedances is no problem; it is simply that power amplifiers do not have milliwatt controls.

Fortunately, large signals can be easily pared down to levels usable by headphones.



All it takes is a simple resistive attenuator network.

Attenuator Networks. An attenuator between an amplifier's speaker output terminals and the headphones has three functions: to load the amplifier, attenuate the signal, and load the phones.

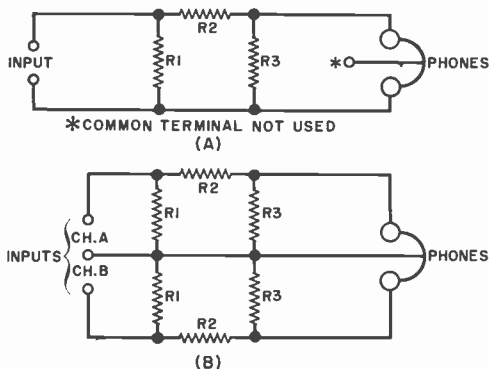


Fig. 1. Attenuator networks connect phones to speaker outputs of mono (A) and stereo (B) amplifiers. In (A) no connection is made to common contact.

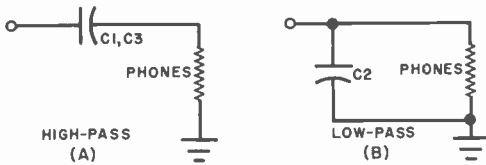


Fig. 2. High-pass filter (A) attenuates low frequencies; low-pass (B) bypasses high frequencies to ground.

Typical attenuator networks for monophonic and stereophonic hookups are shown in the schematics in Fig. 1. It is often necessary to use a power resistor for $R1$ since this load will be required to dissipate several watts of power.

Rough values for each resistor in the attenuator network are given in the table for phones with a resistance of about 16 ohms. For most applications and phones, the resistor values given should be about right. However, if it is necessary to obtain optimum performance, it is recommended that some experimentation be done, starting with the quoted figures. Also, if you change values in one channel of the stereo circuit, it will be necessary to make the identical revisions in the second channel. The 8-ohm value for $R1$ will work for 3.2- and 16-ohm speaker outputs since a variation by a factor of two from the indicated value is unlikely to upset any circuit operating at the average amplitude settings you will normally use.

SWL Adapter. For the shortwave listener who requires the same sensitivity and linearity but a lot narrower bandwidth,

RESISTANCES FOR ATTENUATOR NETWORKS
(For Figures 1 and 3)

Notes:

- All resistors are 1/2 watt except as noted below for $R1$.
- $R1$ is 8.2 ohms, 1/2 watt, except 1 watt for 30 db attenuation, 2 watts for 40 db, 25 watts for 50 db.
- $R3$ for mono is 15 ohms.
- $R3$ for stereo is 8.2 ohms.

Attenuation (db)	Mono $R2$ (ohms)	Stereo $R2$ (ohms)
10	18	10
20	68	33
30	270	150
40	820	390
50	2700	1500

the high-pass and low-pass filters shown in Figs. 2A and 2B respectively are handy means for adapting hi-fi phones for SWL'ing. The circuit in Fig. 2A attenuates low frequencies while freely passing the high frequencies to the phones. In Fig. 2B, just the opposite takes place; the low frequencies are passed, while the high frequencies are attenuated. The two circuits can also be put together to provide attenuation of both the upper and lower frequencies, in which case we would have a bandpass filter which allows a narrow band of frequencies to pass, rejecting all frequencies above and below.

Knowing that a low-pass filter can be combined with a high-pass filter, we can design and build the practical bandpass filter shown schematically in Fig. 3. Capacitors $C1$ and $C3$ are connected in series to appear as a 70- μ F capacitor feeding a load of approximately 8 ohms. (A 15-ohm resistor in parallel with 16 ohms of phone resistance.) This provides a lower cutoff frequency of about 300 Hz. Attenuation with this circuit will be about 15 dB at 70 Hz.

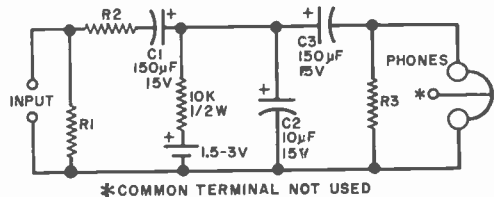


Fig. 3. High- and low-pass filters are combined in this circuit to provide passband of roughly 300-2000 Hz.

Capacitor $C2$ is in parallel with the load; it bypasses all frequencies beyond about 2000 Hz. At 8000 Hz, attenuation is again down by about 15 dB.

At first glance, battery $B1$ appears to serve no useful function since the network contains no active elements. However, if you note that $C1$ and $C3$ are large-value electrolytic capacitors in a circuit which should contain no polarized elements, the reason for $B1$ should become apparent. The battery is there to provide the necessary polarizing voltage to maintain the chemical films on the capacitors. Hence, a pair of electrolytics connected back-to-back as shown safely takes the place of a single non-polarized capacitor. And, since $B1$ delivers only tiny leakage currents in operation, it should last as long in the network as it would on a shelf. ♦



Television Scene

By Forest H. Belt

"NOBODY fixes anything right anymore."

How many times lately have you heard that? You've probably said it a few times yourself. You're rare indeed if you haven't experienced frustration when something stopped working and you couldn't find anyone to fix it.

In these days of consumerism rampant, almost everyone rumbles about poor service. The television repair business draws a disproportionate share of these barbs. Some are deserved; a majority are not.

To separate unjust carping from earned criticism, you have to slip behind the scenes. You need to see what goes on: how dependable shops conduct their business; how they find men who can "fix things right"; and how certain lucky (and satisfied) customers are treated. Knowing all this puts you in a position to make a better choice when your own TV fails and you don't know what to do about it.

Who Can and Who Can't. Today's best electronics technicians have one qualification in common. They are well trained. Some learned during military service; others attended electronics schools or studied by correspondence. A few went to vocational high schools, and then apprenticed in shops.

Where a man got his training affects his competence to some extent. Far more

important is how deeply he absorbed what training he got. Electronic devices, particularly television receivers, grow more complex with each year's models. The competent servicer knows electronic theory well enough to understand and cope with advanced designs.

By contrast, the repairman who "just picked it up" in his spare time, unless he is exceptional, seldom learns his trade completely. He may fix many sets; and if he's glib, he can satisfy quite a few customers. But new TV sets and tough troubles in older models are usually beyond him. Unfortunate indeed is the owner who calls a marginal technician and the TV failure happens to be complicated. Both become sorely frustrated before the encounter ends. Worse, the set owner comes out convinced "*nobody* fixes anything right anymore."

Top-notch TV men have something else in common. Their training never stops. Years after they finish electronics school, you find them still reading books and magazines about the subject. Nights out they spend at seminars and training clinics. That's how they keep up with developments. That's why they stay at the top of the profession.

Is There Really A Shortage? The rising cost of television repair sometimes gets blamed on a shortage of competent technicians. The shop owner accused of shoddy work may cite incompetence among the help he employs. Phoning for service in some towns signals a two- or three-day wait—because of "the shortage." It appears there just aren't enough technicians to keep up with all the work.

The shortage is not entirely myth. Some cities—and many rural areas—have a real scarcity of qualified service people. The key word there is *qualified*. There are many around who call themselves TV men. What

Picking a Good TV Man

is in question is how capable they all are. Not all do the best job.

What does *qualified* mean? Put simply: A competent technician can test, diagnose, and repair virtually any television breakdown. Furthermore, he experiences only a modicum of normal post-repair failures (hidden or delayed defects that don't show up until a while after the initial repair).

Some localities enjoy a plentiful supply of qualified technicians. But you still have to find them. A sort of "musical chairs" shuffle leaves certain service firms with a lion's share of the top men. Self-styled experts, slow-starting apprentices, and the half-trained scatter among the other shops.

Which Shops? By now you must have an inkling of one secret to finding a top-rated technician: find the shop to which better technicians gravitate.


Phone-book ads seem an easy way to start. The drawback is, you can't judge a company's technicians by the advertising. Marginal businesses sometimes depend on large flashy ads to pull customers. Yet, a big phone-book ad obviously is no reason to

downgrade a company. Good ones advertise too.

You can go around looking shops over, if you have time. In general, technicians of high capability have a healthy streak of pride—in themselves, in their work, and in the company they work for. Tumbledown shops, cluttered and messy, may or may not have one good technician (usually the owner). Generally, it takes a clean, well lighted shop to draw high-grade technicians. They work more efficiently in pleasant surroundings. Clutter on the workbench where a set is being repaired signifies "man at work," but disorderliness everywhere implies that no one cares much. You'd be uneasy leaving your TV set there.

If you choose to inspect the shop that you ask to do your TV repair-work, go behind the facade. One shop owner I know has a tidy and attractive front counter. But in back, the working area is something else. He has trouble keeping technicians of any kind.

Satisfied customers mean more to a service store than any other advertising. In fact, a recent trend among top shops is *not*



Playing records with some cartridges is like listening to Isaac Stern play half a violin.

In the important upper audio frequencies, some cartridges suffer as much as a 50% loss in music power.

So, there's a lack of definition in the reproduction of violins, oboes, pianos, and other instruments which depend on the overtones and harmonics in the upper frequencies for a complete tonal picture.

The Pickering XV-15 cartridge delivers 100% Music Power 100% of the time. Which is why we call it "The 100% Music Power Cartridge." At 100% Music Power,

all the instruments are distinct and clear, because Pickering XV-15's have no music-robbing output drop anywhere in the audio spectrum.

Pickering XV-15 stereo cartridges are priced from \$29.95 to \$65.00, and there's one to fit anything you play records with. For more information write: Pickering & Co., Inc., Dept. E, 101 Sunnyside Blvd., Plainview, L.I., N.Y. 11803.

 **PICKERING**

"for those who can hear, the difference"

All Pickering cartridges are designed for use with all 2 and 4-channel matrix derived compatible systems.

CIRCLE NO. 28 ON READER SERVICE CARD

AT LAST! PROFESSIONAL HOME PROTECTION EVERYONE CAN INSTALL AND AFFORD.

Model FC-100
\$69.95
WIRED



- Start your custom Burglar/Hold-up/Fire Alarm System with the FC-100. Add on Sensors, Alarms and Accessories to suit your own needs.
- "Do-it-Yourself" Installers Handbook included. No technical knowledge needed — No soldering.
- 100% Professional in Design, Reliability, Performance.



'Fail Safe'-SYSTEM BY EICO

A New Concept in "Do-it-Yourself" Home Protection

FREE 32 PAGE EICO CATALOG

For latest catalog on EICO Test Instruments, Stereo, EICOCRAFT Projects, Environmental Lighting, Burglar/Fire Alarm Systems, and name of nearest EICO Distributor, check Reader Service Card or send 25¢ for First Class mail service.

EICO, 283 Malta Street, Brooklyn, N.Y. 11207



CIRCLE NO. 11 ON READER SERVICE CARD

ANOTHER SUPERB VALUE from Olson

Electronics



ONLY

\$19.95



ELECTRIC EYE WARNING SWITCH

Multi-purpose warning system for business, home, warehouse or industry. Electric Eye is used to signal or count someone entering or breaking the beam. You need only plug in a bell, buzzer, counter or any other device.

Olson Electronics, Dept. 17, 260 S. Forge St., Akron, Ohio 44308

- I enclose \$19.95 plus \$1 for postage and handling. Send me the SW-364 Electric Eye Warning Switch.
- Send me the next seven issues of the Olson Catalog, without cost or obligation. **FREE**

Name _____

Address _____

City _____

State _____ Zip _____

CIRCLE NO. 25 ON READER SERVICE CARD

to advertise much. Word-of-mouth brings as many customers as they want to handle. So . . . ask your neighbors.

There's one excellent source of information on where the good technicians work. Ask the local new-set distributor of your brand of television. I don't mean a big retailer or a discounter, I mean the wholesale distributor. He's in the Yellow Pages.

The manager there knows who does a good job on that brand and who doesn't. If several shops in town are good, he'll direct you to one near you. The distributor has a vested interest in helping you locate the kind of service that keeps your set playing well.

Why Good Men Stay. The service firm that *keeps* qualified technicians also keeps its customers. That's another clue for you.

Ask any technician why he works for the shop he does. Pay close attention to *the way* he answers. Evasiveness or hesitation means he's not satisfied, whatever the reason. There's no mistaking the enthusiasm of a fellow who truly likes the place he works.

Surveys disclose two chief attractions a shop can offer. One is salary; the other is work conditions. Of the two, the latter takes precedence.

The term "work conditions" means more than a congenial boss and a nice building. Late-model testing equipment means something. Any good technician likes to do his best work, and with modern tools he can. Fellow employees also play a part. Top technicians lose interest around a shopful of inepts or has-beens. A top home-service technician won't drive a ramshackle truck for long. His pride in work and self won't stand it. Listen to how a technician describes his shop (if you haven't seen it). You can guess closely whether it's modern and well-equipped.

Salaries for TV technicians, for many years disgracefully low (though the public didn't generally know it), have risen almost to a level with other skilled workers. Top technicians, those with talent, training, and experience, demand and get what they're worth. Only apprentices and the mediocre need settle for low wages. Only poorer shops get by with puny salaries.

Recognizing A Top Man. A good TV technician doesn't fly a flag of competence.

Sometimes even an experienced professional has trouble sorting the capables from the incapables. But certain telltale hints guide you toward a satisfactory guy.

A technician's appearance tells you a couple of things. Sloppy shoes, unpressed trousers, soiled white shirt with the tail only half tucked in, mussed-up tie, frayed jacket—any of these is enough to turn off most customers.

Observe the way he works. The service technician who comes to your home has one objective: to diagnose as directly as possible what's wrong with your television receiver and either fix it or take it where it can be fixed properly. Idle chatter may be friendly, or it may cover up ineptness. The approach that best serves your pocketbook and your TV set is courteous, businesslike, and quick. A good technician listens attentively while you explain what happened to the set, but gets on with his own tests while you talk. When he's finished, he explains briefly what he did, writes a bill, collects, and goes on to his next call.

Experience counts. Experts generally agree it takes two solid years of training and

another four years of guided experience to develop a top technician. A few make the grade in less time; some never do. Don't brush off the young technician. Many start early, and get better training than some old-timers. The learn-by-doing fellow who skipped "useless" theory may work 10 or 20 years, and still be only fair.

Money is no measure of competence, either. You can't go by how much a technician charges. Steer clear of bargain TV fixers; there are precious few bargains in good service. On the other hand, high prices don't always buy top technicians. You do best to leave dollars out of your judgements. It is better to pick the technician you feel can and will do the best job for you and then pay his standard fee. Chances are, he'll turn out to be your best bargain.

Almost any town has some excellent technicians. But there's one more factor in getting one of them to work on your TV. Ask yourself: Am I the kind of customer for whom a top technician will do his best? In the end, that plays a deciding part in whether the technician you've picked "fixes things right."

JOIN THE ARMY...

the Air Force, the Navy,
the Astronauts, the FAA,
most major airlines, and police

and fire departments everywhere
who've improved their 2-way
communications with noise-canceling
microphones and handsets
from Electro-Voice.

Why do they choose E-V?
It is the company that
pioneered the noise-canceling
principle. And E-V sets
standards of reliability,
year after year.

To stop noise right
at the source, put a
dependable Electro-Voice
noise-canceling
microphone to work
today. It can be the start
of a quiet revolution!

Electro-Voice[®]

A SUBSIDIARY OF GULFON INDUSTRIES, INC.

ELECTRO-VOICE, INC., Dept. 722P
630 Cecil Street, Buchanan, Michigan 49107


Send me complete information on Electro-Voice
microphones for 2-way communications.

Name _____

Address _____

City _____ State _____ Zip _____

CIRCLE NO. 14 ON READER SERVICE CARD



Test Equipment Scene

By Leslie Solomon, Technical Editor

THE difference of only a few microseconds can convert a good color-TV picture (with perfect hue) into a so-so one. This very short period of time makes up about three degrees of phase shift of the chroma signal, which is enough to produce a detectable change from one color to another.

Now, you have to admit that making this kind of timing adjustment manually can be a little tricky, but with the proper electronic help, it is very easy. This proper "tool" is called a vectorscope.

Color TV "works" because there is a fixed phase shift between the red and blue signals, the shift being derived from the receiver chroma demodulators. The amount of phase shift used is determined by the particular receiver manufacturer and his data should be consulted. It is from these two angular displacements (or vectors) that green is derived.

What Is a Vectorscope? Essentially it is a very simple form of oscilloscope having identical phase response in both the vertical and horizontal deflection circuits. In most cases, direct connections are made to the deflection plates

Vectorscopes for Showing Color TV Angles

since the red and blue CRT drive signals usually have sufficient amplitude to deflect the CRT beam without further amplification. If the vectorscope does have internal amplifiers, then both channels must have identical (or very close to it) phase-shift characteristics. This is the major reason why the internal amplifiers of most conventional scopes can't be used as vectorscopes. What produces the various phase shifts? Just think about the frequency-sensitive reactances of stray capacitance and inductance and the effect of slightly different values of capacitance or inductance in the active circuits.

There seems to be some mystery surrounding the vectorscope; but its operation is so simple that, once understood, it makes a very handy instrument for just about all chroma alignment (and troubleshooting) enabling "on the head" adjustments quickly and easily. The vectorscope does for chroma alignment what the sweep generator does for i-f alignment.

The operation of the vectorscope is based on the obtaining of a Lissajous figure (or pattern). Figure 1 shows the simple concept. If two sine waves of the same frequency and amplitude, but 90° apart in phase are applied to the deflection plates of a CRT, the beam produces a circle. Any phase differential in the CRT deflection-plate circuits causes the circle to distort accordingly. The amplitude of the applied waveforms determines the diameter of the circle.

Vectorscopes usually do not work alone, but in conjunction with a keyed rainbow generator; and many vectorscopes include this feature. All color generators include the keyed feature, along with many other signals, enabling this useful instrument to work alone in servicing

a color receiver particularly in convergence adjustments. However, here we are concerned with keyed rainbow operation in conjunction with a vectorscope.

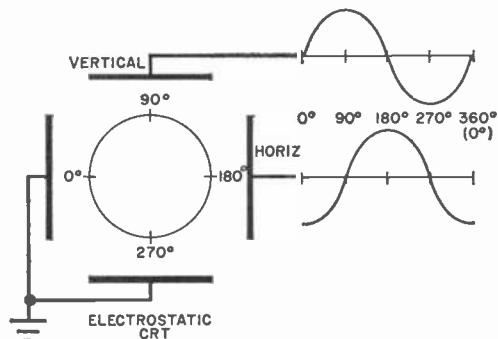


Fig. 1. Other than the CRT operating voltages and a chassis, this is all there is to a basic test vectorscope.

Keyed Rainbow Generator. A typical keyed (or gated) rainbow generator uses a 3.563795-MHz crystal oscillator to drive the chroma generator. Because the color-TV receiver uses a 3.579545-MHz internal crystal, the difference frequency between these two becomes 15,750 Hz. Since

the receiver chroma phase lock occurs at the beginning of each horizontal line, the 15,750-Hz signal goes through a 360° phase change over each horizontal line to produce a smooth rainbow on the color CRT. The rainbow starts in a yellowish color, goes to the reds and magentas, then passes through the blues and greens on the right-hand side.

Now, if the rainbow is keyed (or gated) at a frequency 12 times higher than 15,750 Hz, or at 189 kHz, 12 color bars will result. Because of the 360° phase shift over each horizontal line, each gated bar of color is 30° apart in phase. Because one of the gated bars acts as the color-burst for synchronizing the chroma portion of the receiver, and one disappears in the horizontal blanking, the result is 10 visible bars of different colors across the screen. On the vectorscope, this shows up as 10 "petals" of an electronic "flower," each petal displaced 30° from the preceding one, starting at zero degrees (called the burst reference) as shown in Fig. 2.

Because the color receiver "hue" or "tint" control determines the rotational position of the petals, rotating this

*the tape that
turned the
cassette into
a high-fidelity
medium*



TDK SUPER DYNAMIC (SD) TAPE



CIRCLE NO. 36 ON READER SERVICE CARD

TDK

Until TDK developed *gamma ferric oxide*, cassette recorders were fine for taping lectures, conferences, verbal memos and family fun—but not for serious high fidelity.

Today you can choose among high-quality stereo cassette decks.



The new magnetic oxide used in TDK Super Dynamic tape distinctively differs from standard formulations in such important properties as coercive force, hysteresis-loop squareness, average particle length (only 0.4 micron!) and particle width/length ratio. These add up to meaningful performance differences: response capability from 30 to 20,000 Hz, drastically reduced background hiss, higher output level, decreased distortion and expanded dynamic range. In response alone, there's about 4 to 10 db more output in the region above 10,000 Hz—and this is immediately evident on any cassette recorder, including older types not designed for high performance. There's a difference in clarity and crispness you can hear.

Available in C60SD and C90SD lengths.

TDK ELECTRONICS CORP.


LONG ISLAND CITY NEW YORK 11103

TUNER SERVICE

VHF, UHF, FM or IF Modules . . .

Fast **8** hr. Service!

1 YEAR GUARANTEE



VHF-UHF-FM \$ 9.95
UV-COMB. \$16.95
IF-MODULE \$12.50

Major Parts charged at Net Price
P.T.S. is overhauling more tuners for more technicians than any other tuner company in the world!

LIKE TO DO IT YOURSELF?

Send one Dollar (redeemable) for our 60 pages of top information

TUNER REPLACEMENT GUIDE AND PARTS CATALOG

For fastest service, send faulty tuner with tubes, shields and all broken parts to:


PTS ELECTRONICS, INC.

"Precision Tuner Service"



HOME OFFICE
Box 272 • Bloomington, Ind. 47401 • Tel. 812. 824-9331
WEST
Box 41354 • Sacramento, Calif. 95841 • Tel. 916. 482-6220
SOUTH
Box 7132 • Longview, Tex. 75601 • Tel. 214. 753-4334
SOUTHEAST
Box 6881 • Jacksonville, Fla. 32205 • Tel. 904. 389-9952
EAST
Box 3189 • Springfield, Mass. 01103 • Tel. 413. 734-2737
MOUNTAIN
Box 4245 • Denver, Colo. 80201 • Tel. 303. 244-2818

CIRCLE NO. 26 ON READER SERVICE CARD



Earn
Your
Degree

ELECTRONICS
ENGINEERING

through HOME STUDY

HIGHLY EFFECTIVE HOME STUDY COURSES IN:

- ELECTRONICS ENGINEERING TECHNOLOGY
- ELECTRONICS ENGINEERING MATHEMATICS

Earn your Associate in Science Degree in Electronics Engineering and upgrade your status and pay to the engineering level. Complete college level courses in Electronics Engineering. We're a forward looking school. Outstanding lesson material—thorough and easy to understand. Engineering taught on the basis of application and understanding rather than on the basis of memorization. Up to date in every respect. Acquire the knowledge and ability that means the difference between a low paying technician job and a high paying engineering position. Low tuition cost with low monthly payments. Free engineering placement service for our graduates. Write for free descriptive literature. Ask for bulletin J, no salesman will call on you.

COOK'S INSTITUTE of Electronics Engineering



Forest Hill Road
P. O. Box 10634
Jackson, Miss. 39209
Established 1945

Formerly Cook's School of Electronics

CIRCLE NO. 7 ON READER SERVICE CARD

control makes the entire "flower" rotate (usually making the 3rd petal swing from about 60° to 120°) while operating the set's "chroma gain" or "color" will make the flower larger or smaller.

Note that in Fig. 2, petals 3 and 6 are specially identified, and in a 90°-demodulator system should rest 90° apart. This is typical of a receiver set up according to the manufacturer's instructions for a 90° red and blue demodulator.

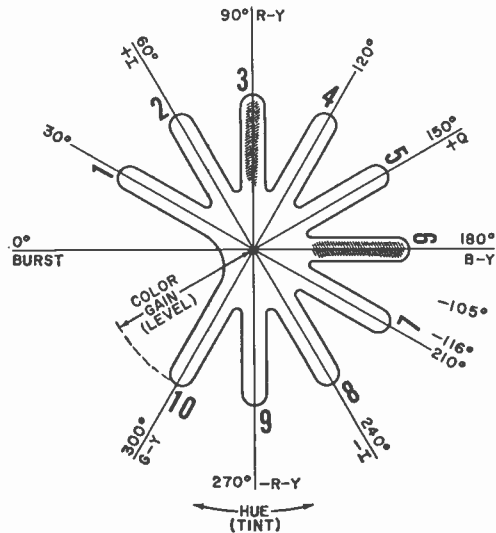


Fig. 2. Idealized vectorscope pattern using 10-bar chroma generator. Bars 3 and 6 are set for 90° demodulation.

If you have a set using 105°, then set the 3rd bar at the 90° mark, and the 6th bar at 105°; if 116° is called for, the 3rd bar will be at 90° and the 6th at 116°. You may also see that at the higher demodulation angles, the pattern will get out of round, and this is perfectly normal. Consult the manual of the color set for the pertinent phase angles.

Obviously, if these alignments cannot be carried out, the set's tint (phase angle adjust) controls and adjustments need to be touched up.

Now you can go on to the other chroma circuits. For example, the bandpass amplifier should be aligned properly using an r-f sweep generator, with the 10-bar generator used for the final touchups.

If you feed the keyed generator through the r-f section, make sure that the fine tuning is correct. Also, try to make the sides of the petals as straight as you

can while keeping the tips bright and the center circle as small as possible.

A loss of the red or blue signals will cause the vectorscope pattern to collapse with a horizontal line indicating problems in the R-Y portion, while a vertical line indicates that the B-Y signal is the culprit. Severe degradation of either the R-Y or B-Y signals (in level) will cause elliptical patterns to appear. If the pattern looks fuzzy, try aligning the 3.58-MHz traps.

If the petals are very wide and have some overlapping, check the receiver's i-f or chroma bandpass alignments. Check the i-f alignment first using a conventional sweep generator, not the pattern generator. You can use the r-f sweep generator to align the chroma bandpass stage; or you may use the pattern generator and vectorscope to clean up the pattern. Full instructions are usually given by the generator/vectorscope manufacturer.

So now you can see that a vectorscope is more than a fancy piece of test gear, and if properly used, there are very few chroma problems that you can't identify within a very short time. It is best to



A typical commercial vectorscope.

practice with a vectorscope and keyed generator on a set that is known to be working properly so you can "diddle" with the various chroma adjustments and see the resulting display. ♦



The best of two worlds...

Short Wave Listening




Drake
MODEL
SW4-A

International Shortwave Broadcast Receiver

- Precision tuning dial eliminates guesswork, permits Direct Frequency Dialing on SW and standard AM Broadcast
- Crystal lattice filter for adjacent station rejection and good AF response
- Dual conversion
- Solid state AF output
- S-meter
- Preselector gives superior sensitivity by peaking antenna and RF stages
- Crystal-controlled H. F. Oscillator stability
- Amplified AVC constant AF output.

\$299.00



Communications Radio



Drake
MODEL
SPR-4

Programmable Communications Receiver

- Programmable to suit any interest: SWL, Amateur, Laboratory, Broadcast, Marine Radio, etc.
- All solid state
- Direct Frequency Dialing: 150-500 kHz plus any (23) 500 kHz ranges, .500 to 30 MHz
- FET Circuitry
- Linear dial, 1 kHz readout
- 3 bandwidths: 0.4 kHz, 2.4 kHz, and 4.8 kHz for: CW, SSB, AM
- Power: 120 VAC, 220 VAC, and 12 VDC
- Crystals supplied for LW, BC and seven SW bands.

\$499.95


R. L. DRAKE COMPANY



DRAKE

540 Richard Street
Miamisburg, Ohio 45342


CIRCLE NO. 10 ON READER SERVICE CARD



New Products

CHANNEL MASTER CASSETTE PLAYER/RECORDER

The newest addition to the *Channel Master* player/recorder line, Model 6310, features automatic stop at tape's end and a built-in capacitor microphone. Auto Stop prevents excess tape wear and assures the user of longer



and more dependable player life. The capacitor mike picks up sounds within a 10-foot radius, making the Model 6310 ideal for use in conference and group recordings where an external mike (also provided) would prove impractical. Automatic level control is featured, as are a cassette viewing window and pop-up eject.

Circle No. 70 on Reader Service Card

SENCORE TRIGGERED SWEEP OSCILLOSCOPE

Sencore, Inc., is marketing a low-cost, dual-trace oscilloscope, Model PS163, featuring both triggered and free-running sweeps. The PS163's stable triggering circuit and time base, calibrated to 2% accuracy, allow precise time and frequency measurements. Special TV vertical and TV horizontal sweep positions with a sync separator stage have been added to permit stable displays of complex TV signals. The matched vertical amplifiers are calibrated to 2% accuracy and have rated sensitivities of 5 mV. Vertical bandwidth is dc-8 MHz \pm 3 dB. Another feature of the PS163 is its built-in vectorscope facility.

Circle No. 71 on Reader Service Card

HICKOK PORTABLE DIGITAL MULTIMETER

The *Hickok* Model 3300A is a completely portable digital multimeter which can operate 24 consecutive hours off its own built-in batteries before requiring recharge or in the conventional manner from the ac power line. Battery operation allows complete isolation for labora-

tory measurements when desired. Five ranges for each of the ac and dc voltage functions allow measurements of from 100 mV to 1000 volts with maximum resolutions of 100 μ V. The five current ranges for ac and dc go from 100 μ A to 1 ampere; resolution is 100 nA. Seven resistance ranges provide measurement capability of 100 ohms to 100 megohms. Input impedance on dc is 11 megohms; ac, 1000 megohms shunted by 75 pF. The 3½-digit display is non-blinking. Polarity is automatically indicated. An out-of-range indication warns against erroneous readings.

Circle No. 72 on Reader Service Card

METROLOGIC SPEED-OF-LIGHT LASER KIT

What once required thousands of dollars worth of scientific instruments can now be done on a football field with a low-cost laser and some simple laboratory equipment made by *Metrologic Instruments, Inc.* The new speed-of-light measuring kit, Model 60-715, gives schools and universities the opportunity to perform the experiment within their budgets and time limitations. With the laser, students send a modulated signal from one corner of the football field to a mirror located in the diagonally opposite corner. The mirror bounces the beam back to give the frequency reading. This reading is then used in a simple mathematical formula to calculate the speed of light.

Circle No. 73 on Reader Service Card

TFE TONE-BURST GENERATOR

The Model TBC-4 tone-burst generator made by *TFE* is available in both kit and wired forms. This is a gated type of instrument with a 2-MHz, 3-dB bandwidth. The burst width adjusts from 1 μ s to 100 ms, and period varies from 10 μ s to 1 second. Overshoot and ringing



are extremely low; rise and fall times are 170 ns; input-output delay is 70 ns; output is 5 volts peak-to-peak; and input and output impedances are 10,000 ohms and 2 ohms, respectively. Gate switching is phase coherent with the input.

Circle No. 74 on Reader Service Card

ADVENT CASSETTE STORAGE DEVICES

Advent recently announced the availability of two new ways to store cassettes. The Visible Storage Cabinets keep close at hand a selection of favorite and/or new cassettes. Available in two sizes, they hold either 24 or 48 unboxed cassettes on a series of tiers that dis-

Instant inventory.

Keep electronic components handy with Mallobin® Benchtop Organizers. Each Mallobin contains a popular assortment of electronic components in a stackable, interlocking plastic case. Fifteen partitioned drawers keep parts neat. And each drawer is color coded and labeled for quick location of the part you want. Mallobins come

with selected components including all types of fixed capacitors, MOL and wire-wound resistors, carbon and wire-wound controls. In addition to regular Mallobins, custom assortments are available.


Ask your Mallory distributor for Mallobin prices and details today.

MALLORY

MALLORY DISTRIBUTOR PRODUCTS COMPANY


a division of P. R. MALLORY & CO. INC.
Box 1568, Indianapolis, Indiana 46206; Telephone: 317-636-5353

Batteries Capacitors Controls CRIME ALERT® • DURATAPE® • Recorders Resistors Semiconductors • SONALERT® • Switches • Timers



CIRCLE NO. 23 ON READER SERVICE CARD

Model 300
Black Walnut



BUILD or BUY TRADITIONAL GRANDFATHER CLOCKS

BUILD FOR . . .
FUN AND PROFIT!
BUY AT . . .
FACTORY PRICES!
SAVE \$200. . . AND MORE

Build a clock to beautify your own home or for sale to friends, neighbors and retail outlets.

Do-it-yourself kits, movements, finished clocks, shipped promptly on money-back guarantee

WRITE FOR FREE CATALOG

Visit Our **EMPEROR**
Factory **CLOCK COMPANY**

Dept. M-61

Fairhope, Alabama 36532

CIRCLE NO. 15 ON READER SERVICE CARD

Technical excellence in electronics

On our small, friendly campus the emphasis is on Living as well as Learning. Extra-curricular social activities, student clubs, a student operated radio station, student government, new dormitory and a full sports program help provide a world of your own in which to prepare for tomorrow. Associate Degree in Engineering Electronics. B.S. obtainable. G.I. approved.



VALPARAISO TECHNICAL INSTITUTE

Dept. PE, Yellowstone Trail, Valparaiso, Indiana 46383

CIRCLE NO. 40 ON READER SERVICE CARD

play the cassettes and their titles. The models are the VSC-24 and the VSC-48, respectively. The second storage device, the Cassette Storage Album, comes at no extra charge with the purchase of six blank Advocate C-60 or C-90 chromium-dioxide cassettes.

Circle No. 75 on Reader Service Card


EDI SOLID-TUBE REPLACEMENT

The R-3DB3 is a solid-state replacement for high-voltage vacuum-tube rectifier types 3DB3 and 3DJ3 in color TV receivers. It is available from *Electronic Devices*. In addition to eliminating a potential source of X-radiation, the R-3DB3 provides greater reliability, longer life, and a reduction in burn outs. The R-3DB3 starts instantly, operates cool, and helps to prevent circuit and socket damage. It also makes the filament winding of the fly-back transformer unnecessary. Maximum ratings are: 45 kV PIV, 100 mA peak repetitive forward current, 5 mA average forward current, and 50-volt drop at 5 mA.

Circle No. 76 on Reader Service Card

HALLICRAFTERS SSB/CW TRANSCEIVER

The *Hallicrafters Co.* has added a low-cost SSB/CW transceiver, the Model FPM-300, to their ham equipment line. It provides the user with an extended VFO range (600 kHz) with full frequency coverage (80 through 10 meters), allowing the system to be used in a



wider range of applications for communication services adjacent to the amateur bands. The transceiver features low power drain and is conservatively rated at 250 watts PEP input power on SSB with selectable upper and lower sideband and 180 watts input on CW.

Circle No. 77 on Reader Service Card

GILFER SHORTWAVE PRESELECTOR

The first of a series of specialized products for the shortwave listener has been introduced by *Gilfer Associates* as their Model A-20 PreSelector. It is designed to greatly enhance weak signal reception, improve S/N ratios, and virtually eliminate images in single-con-

version receivers. Its single tuning range goes from 3.9 to 22.5 MHz. The noise figure is less than 2 dB and gain is not less than 18



dB, variable from the -40-dB signal cutoff point to maximum. A slow-motion calibrated dial permits the user to peak the A-20's pass-band (not less than 200 kHz wide at the -3 dB points).

Circle No. 78 on Reader Service Card

KENWOOD TAPE DECK WITH BIAS ADJUSTMENT

Kenwood's Model KW-4066A is a three-head, three-speed stereo tape deck which incorporates a special bias adjustment switch for low-noise and regular tapes. The deck features a low-noise record/playback preamplifier for well-balanced hi-fi recording and reproduction. It is possible to record both sound-with-sound and sound-on-sound. A special Sound-On-Sound switch/Volume control and independent left and right recording switches make both operations simple to perform.

Circle No. 79 on Reader Service Card

HEATHKIT DC-15-MHZ DUAL-TRACE SCOPE

The IO-105 solid-state oscilloscope kit available from *Heathkit* features dual-trace display, triggered sweep, and dc-15-MHz bandwidth. Two separate inputs can be individually displayed in channel 1 or channel 2 modes. Alternate and chopped modes allow both signals to be displayed at once for direct com-


parison. Both input channels are precisely balanced for less than 5% phase shift out to 50 kHz.

Circle No. 80 on Reader Service Card


TOYO STEREO CASSETTE DECK

Toyo's new Model 591 is a full-capability stereo cassette record playback deck featuring REPEAT and REVERSE facilities. REPEAT rewinds the tape automatically and repeats it as long as power is on; REVERSE causes the play or record heads to switch from one pair of tracks to the other automatically when the end of the tape has been reached, then play or record the second pair of tracks backwards.

Circle No. 81 on Reader Service Card



"Build a 175-MHz Prescaler," April 1972. Excessive inking during printing resulted in an error in Fig. 2. In the reproduced etching and drilling guide shown below, an arrow at the upper left points to the trouble area. The solder pad should NOT contact the pattern passing around to its left. Note also that the guide shown here is not to scale and should be used for reference purposes only.



FREE McIntosh CATALOG and FM DIRECTORY

Get all the newest and latest information on the new McIntosh Solid State equipment in the McIntosh catalog. In addition you will receive an FM station directory that covers all of North America.



MX 114

FM/FM STEREO TUNER
and STEREO PREAMPLIFIER

CIRCLE NO. 22 ON READER SERVICE CARD

SEND TODAY!

McIntosh Laboratory Inc.
2 Chambers St., Dept. PT-772
Binghamton, N.Y. 13903

NAME _____

ADDRESS _____

CITY _____ STATE _____ ZIP _____



BUILD YOUR OWN BELL & HOWELL SOLID STATE 25-INCH COLOR TV!

Learn new skills
that could lead to
a business of your own
—full or part time—
in home entertainment
electronics.

For free information,
fill out
postage-paid reply card,
detach and mail today!





Earn extra money part time... or start a full time business of your own!

Bell & Howell Schools has helped many thousands of people start new careers or businesses of their own in electronics. You may earn extra money—or start a business of your own in color TV servicing—with the skills you acquire through this exciting new program.

Not just a "kit"—a complete at-home learning program in home entertainment electronics!

You'll enjoy the challenge of this new learn-at-home program from Bell & Howell Schools. Not just a "kit"—a *complete* learning program prepared by skilled instructors.

Enjoy the personal satisfaction of building your own color TV

You'll find it especially absorbing to build this superb color TV set. And you'll take pride in it because *you did it yourself!*

Follow simple, step-by-step instructions

This color TV project is part of a *complete* step-by-step program prepared by skilled instructors. If you'd like some personal advice, attend a special "help session" and meet a Bell & Howell Schools instructor *in person!*

Master the most up-to-date solid-state circuitry

As color TV moves more and more in the direction of *total* solid-state circuitry, you'll be thoroughly familiar with the most advanced "trouble-shooting" techniques for these sophisticated circuits.

Fix stereo systems . . . FM-AM radios . . . phonographs . . . tape recorders

The thorough knowledge of electronics you gain from completing this course and building your own color TV set will be more than enough to service any type of home entertainment electronic device.

Exclusive Electro-Lab®—yours to keep!

To make sure you get practical experience with instruments used daily by professionals, we've integrated into your program three precision instrument kits you assemble yourself and keep: a Design Console, an Oscilloscope and a Transistorized Meter. (See details at right.)

CONSIDER THESE ADVANTAGES:

Help Sessions Scheduled regularly every few Saturdays at the Bell & Howell Schools and in many other cities throughout the U.S. and Canada. Top instructors give you personal help and guidance.

Resident Study After you complete your program, you can transfer to any of the resident schools for more advanced study, if you wish.

Lifetime National Placement Service When you complete your course, we help you locate a position in the field of Electronics that fits your background and interests. This unique service is available at any time—now or in the future—at no additional cost.

Veterans' Benefits We are approved by the state approval agency for Veterans' Benefits. Check the box for details.

Student Financial Aid We are an eligible institution under the Federally Insured Student Loan Program. Check the box for details.

Detach postage-paid reply card below and mail today for free information about . . .



■ Bell & Howell solid-state 25-inch color TV

Ultra-rectangular 25-inch diagonal with full 315 sq. inch screen. Lets you view more of the transmitted image. 25,000 volts . . . 45

transistors . . . 55 diodes . . . 4 advanced IC's . . . 3-stage solid state IF . . . solid state VHF, UHF tuners . . . automatic fine tuning and many other quality features.

■ **Design Console** Use this to rapidly "bread-board" circuits without soldering. Equipped with built-in power supply . . . test light . . . speaker . . . patented plug-in modular connectors.

■ **Oscilloscope** Portable 5-inch wide-band oscilloscope offers bright, sharp screen images . . . calibrated for peak-to-peak voltage and time measurements . . . 3-way jacks for leads, plugs, wires.

■ **Transistorized Meter** Combines most desired features of vacuum-tube voltmeter and quality multimeter. Registers current, voltage and resistance measurements on a large, easily-read dial. Features sensitive, 4-inch, jewel-bearing d'Arsonval meter movement.

For Free Information, Mail Card Today!

If card has been removed, write:

DEVRY INSTITUTE OF TECHNOLOGY

ONE OF THE

BELL & HOWELL SCHOOLS

4141 Belmont, Chicago, Illinois 60641

331



Planning to move?

Let us know 6 to 8 weeks in advance so that you won't miss a single issue of **POPULAR ELECTRONICS INCLUDING ELECTRONICS WORLD**

Attach old label where indicated and print new address in space provided. Also include your mailing label whenever you write concerning your subscription. It helps us serve you promptly.

Write to: P.O. Box 1096, Flushing, N.Y. 11352, giving the following information.

If you have no label handy, print OLD address here.

name	please print
address	
city	
state	zip-code

— AFFIX LABEL —

Change address only.

Extend subscription. Enter new subscription.

(1) 5 yrs. \$21 (2) 3 yrs. \$15. (3) 1 year \$6

Payment enclosed (1 extra issue per yr. as a BONUS)

Bill me later. 0699

name please print

address

city state zip

Add'l postage: \$1 per year outside U.S., its possessions & Canada.



NEW for '72


TECHNI-TOOL INC.
1216 ARCH ST. PHILA., PENNA. 19107
215 568-4487, 4482 TELX 83-9762

FREE
New 1972
Catalog

Tools & Tool Kits — Over 5000 Items

TECHNI-TOOL, INC.
1216 ARCH ST., PHILADELPHIA, PENNA.
ZIP: 19107 1 (215) 568 - 4457 - 4482

CIRCLE NO. 37 ON READER SERVICE CARD



Electronics Library

SEMICONDUCTOR DIODE LASERS

by Campbell & Mims

Written in a comprehensive but easy-to-read style, this book introduces both experimenters and design engineers to the injection laser. It explains light-emitting diodes, injection laser theory, and solid, liquid, gas, plastic, space, and gelatin lasers. The electrical properties and fabrication, as well as circuitry and practical applications, of the injection laser are discussed in detail. To provide comprehensive coverage, the text includes pulse generators, modulators, power supplies, detectors, receivers, and optical systems and viewing devices. The book closes with appendices devoted to laser safety, range equations, and addresses of laser manufacturers.

Published by Howard W. Sams & Co., Inc., 4300 West 62 St., Indianapolis, IN 46268. Soft cover. 192 pages. \$5.95.

IEEE STANDARD DICTIONARY OF ELECTRICAL AND ELECTRONICS TERMS

Some 13,000 technical words from every area of electrical and electronics engineering are defined in this new dictionary. Each definition is an official standard of The Institute of Electrical and Electronics Engineers, Inc. The definitions are arranged in alphabetical order for convenient reference and are supplemented by such helpful information as preferred usage, variations in meaning among specialties, cross-indexing to related words, and code numbers which identify the source of information and the field in which it originated. American usage is stressed, although recommendations of the International Electrotechnical Commission have been adopted in many cases.

Published by John Wiley & Sons, Inc., 605 Third Ave., New York, NY 10016. Hard cover. 716 pages. \$19.95.

ENCYCLOPEDIA OF INSTRUMENTATION AND CONTROL

Bridging the gap between the principles and techniques of applying instruments and controls to whatever work there is to be done, this is a most convenient one-volume desk reference, designed for rapid and easy use with comprehensive coverage. Fully cross-referenced,

it's about time...



an electronic digital clock kit from \$39.50

MITS

Micro Instrumentation & Telemetry Systems, Inc.
7016 San Mateo NE, Albuquerque, New Mexico 87110 505-266-2330

FEATURING:

- extra large LED's
- detailed Step by Step Instructions
- Large Scale Integrated Circuits (LSI with BCD output and mounting socket)
- double-sided fiberglass PC boards
- 3 individual time set buttons
- heavy [1/8"] brushed and anodized aluminum case

4 DIGIT [hours, minutes, and 1 sec. pulsed colon]

- DC4 E electronics only \$39.50
- DC4 K complete kit \$48.50
- DC4 M assembled unit \$89.50

6 DIGIT [hours, minutes, seconds]

- DC6 E electronics only \$49.50
- DC6 K complete kit \$58.50
- DC6 M assembled unit \$99.50

CIRCLE NO. 24 ON READER SERVICE CARD

it contains an extensive alphabetical index, a classified index, and a contents wheel which allows the user to locate information without wasting time.

Published by McGraw-Hill Book Co., 330 West 42 St., New York, NY 10036. Hard cover. 816 pages. \$29.50.

UNDERSTANDING SOLID-STATE ELECTRONICS

A new learning experience in the fundamentals of solid-state electronics is uniquely presented in this book. It is written in everyday English, contains an abundance of easy-to-understand illustrations, and provides a self-teaching quiz at the end of each chapter. The book completely eliminates complex and confusing mathematical equations; the most sophisticated arithmetic involved does not go beyond the fourth-grade level.

Published by Texas Instruments Inc., P.O. Box 5012, MS/84, Dallas, TX 75222. Soft cover. 242 pages. \$2.95.

RF POWER TRANSISTOR MANUAL

Information on the use of r-f power transistors in power-circuit applications at frequencies from the vhf range to well into the microwave region is presented in this new

manual. Explained are the basic design features, characteristics, and capabilities of commercially available r-f power transistors as well as current design techniques and practices employed in the application of such devices. Included is a general review of the basic requirements for all power transistors that are especially designed for use in r-f applications.

Published by RCA Solid State Div., Box 3200, Somerville, NJ 08876. Soft cover. 175 pages. \$2.50.


HI-FI FOR THE ENTHUSIAST

by M. L. Gayford

The main emphasis in this book is on the efficient selection, assembly and use of modern commercial hi-fi units, modules and construction kits. With the information given in the text, the enthusiast will be able to build a system that both suits his individual needs and provides a high standard of reproduction at an economical price. Matters such as room acoustics, amplifier power, pickups, and speaker systems, manufactured commercially and home-built, are dealt with in detail. Links with visual sources such as TV receivers and movie film and slides are also dealt with.

Published by Tab Books, Blue Ridge Summit, PA 17214. 176 pages. \$6.95 hard cover, \$3.95 soft cover.

DUAL BAND VHF/UHF LF/VHF 10 CHANNEL FM MONITOR RECEIVERS



- ★ Dual Channel non-restrictive programming of channels allows any combination of preselected channels to fit your needs
 - ★ Priority channel-locks out all other signals
 - ★ Any channel may be switched out of scanning sequence
 - ★ Carrier Delay—You may hear mobile callbacks
- A sophisticated professional automatic scanning monitor with the most reliable circuitry ever conceived. Has more power, more audio and more features than other monitors. New ceramic filter provides excellent adjacent channel operation in urban areas. All solid state, 2 watts of "Voice Fidelity," easy access plug in crystals. Dual purpose power supply for 117VAC and 12VDC, negative ground only.

designed for:

- Police, Fire and Municipal Depts.
- County, State & Federal agencies
- Commercial & Industrial applications
- Other unlimited uses

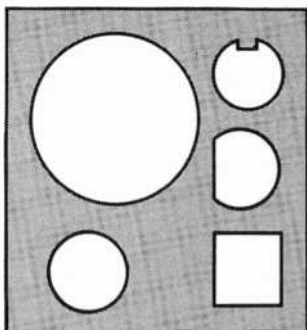
FR-2526 VHF/UHF **189⁹⁵**
FR-2528 LF/VHF

FR-2525—UHF only \$179.95
Comes with AC and DC power cables, mounting bracket, less crystals. Crystals \$5.00 ea.

SONAR RADIO CORP., 73 Wortman Ave., Bklyn, N. Y. 11207
Please send information on SONAR-SCAN FM Monitor Receivers.

Name _____ Dept. 600
Address _____
City _____ State _____ Zip _____

CIRCLE NO. 35 ON READER SERVICE CARD



Put more punch in your work.

With a Greenlee Chassis Punch you can punch clean, true holes in seconds. Round, square, key or D. In 16-ga. metal, hard rubber, plastic or epoxy. Available at radio and electronics parts dealers. Write for catalog E-730. Greenlee Tool Co, 1764 Columbia Ave., Rockford, Ill. 61101.

GREENLEE TOOL CO

A Unit of Ex-Cell-O Corporation  [®]

CIRCLE NO. 16 ON READER SERVICE CARD

ABOUT YOUR SUBSCRIPTION

Your subscription to POPULAR ELECTRONICS is maintained on one of the world's most modern, efficient computer systems, and if you're like 99% of our subscribers, you'll never have any reason to complain about your subscription service.

We have found that when complaints do arise, the majority of them occur because people have written their names or addresses differently at different times. For example, if your subscription were listed under "William Jones, Cedar Lane, Middletown, Arizona," and you were to renew it as "Bill Jones, Cedar Lane, Middletown, Arizona," our computer would think that two separate subscriptions were involved, and it would start sending you two copies of POPULAR ELECTRONICS each month. Other examples of combinations of names that would confuse the computer would include: John Henry Smith and Henry Smith; and Mrs. Joseph Jones and Mary Jones. Minor differences in addresses can also lead to difficulties. For example, to the computer, 100 Second St. is not the same as 100 2nd St.

So, please, when you write us about your subscription, be sure to enclose the mailing label from the cover of the magazine—or else copy your name and address exactly as they appear on the mailing label. This will greatly reduce any chance of error, and we will be able to service your request much more quickly.

New Literature

ENVIRONMENTAL PRODUCTS CATALOG

Digital experimenters will welcome a new catalog available from *Environmental Products*. It lists and describes in detail a liquid-crystal readout audio-frequency meter, a precision pulse generator, and an analog power supply. Kits include a variety of decade counters with drivers and readouts, frequency standard modules, and power supplies for digital and analog IC systems. Individual linear and digital IC's (including the newest COS/MOS chips and an opamp capable of dissipating 15 watts of power), incandescent and LED 7-segment readouts, a stick of four liquid crystal readouts, and lots more are also listed. Address: Environmental Products, Box 406, Lafayette, IN 47902.

OLSON ELECTRONICS CATALOG

There are 80 pages packed with all kinds of electronic device listings in the latest *Olson Electronics* catalog. The listings start off with hi-fi/stereo equipment and go on to other home-entertainment items such as color and monochrome TV and BCB and SW receivers. Next comes a section devoted to CB and commercial PA systems; then listings for test equipment, tools and accessories, and components for the hobbyist/experimenter. Address: Olson Electronics, 260 S. Forge St., Akron, OH 44327.

MONTGOMERY TOOL AND EQUIPMENT CATALOG

"Time Savers for Tool Makers" is a new 24-page catalog available from *Montgomery & Co.* The catalog lists standard and unusual tools and equipment for machinists, toolmakers, engineers and craftsmen. Address: Montgomery & Co., Inc., 12 Commerce St., Chatham, NJ 07928.

GAVIN COLORFINDER ANTENNA BROCHURE

Reflecting its expanded dealer support program, *Gavin Electronics* is making available a full-color brochure describing the Colorfinder outdoor color TV antenna line. The 6-page brochure describes and illustrates all seven vhf-uhf-FM antenna models offered. Address: Gavin Electronics, Inc., 1450 Hwy. 22, Somerville, NJ 08876.



Surplus Scene

By Alexander W. Burawa, Associate Editor

MORE COMPANIES TO GET ACQUAINTED WITH

SINCE we started this Surplus Scene column in January, it has been our foremost intention to acquaint readers with information on various companies in the field. This month, we're introducing you to more companies which have not been mentioned in past columns.

We'll lead off with a company called Leasametric (822 Airport Blvd., Burlingame, CA 94010). They are making available a 16-page catalog entitled "Used Instruments For Sale." This catalog serves as a "blue book of prices" for the used equipment market. This catalog should satisfy all those readers who have written in requesting information on where they could obtain used laboratory quality test equipment.

While we're on the subject of test equipment, Baynton Electronics Corp. (2709 North Broad St., Philadelphia, PA 19132) has a catalog listing hundreds of hot items by such names as General Radio, Tektronix, Polarad, RCA, Hewlett-Packard, Fluke, and many other names well-known to R&D labs and OEM users. Listings include both new and reconditioned equipment. There are also extensive listings of waveguide and coaxial components, panel meters, power supplies, and relays.

Barry's Green Sheet (Barry Electronics, 512 Broadway, New York, NY 10012) is a 16-page catalog of particular interest to ham radio operators. It lists a diversity of items from transceivers to individual components such as panel meters, transistors and diodes, Varian and Bonmac klystrons and Eimac power grid tubes, capacitors, and high-current transformers.

Glancing through the latest catalog

put out by Fair Radio Sales Co. (1016 E. Eureka St., Lima, OH 45802) reminds this writer of his service days with the Air Force. Such listings as the TV-7/U tube tester, FR-67/U frequency meter/counter, and the BC-221 frequency meter (what ever happened to that old standby, the AN/PSM-2 multimeter which could survive even a direct mortar hit, I wonder?) go with the days when the wardrobe was all blue like the fair maiden's eye. Getting back to the point, this catalog is a bonanza of military and government surplus communications gear, test equipment, and parts. If you're a ham and don't have this catalog, you're missing plenty.

Eddie Electronics, Inc. (2700 Hempstead Tpke., Levittown, NY 11756) used to do business out of lower Manhattan before the twin towers of the World Trade Center drove them out to Long Island. Though their business location has changed, their activity in the surplus area hasn't. Their current catalog features a good variety of surplus test equipment and equipment used for communications. The catalog is rounded out with hi-fi and audio equipment, radio and TV receivers, and small-parts listings.

The final entry in this month's edition of the Surplus Scene comes to us from north of the border. The name of the company is Eteco Electronics (464 McGill St., Montreal 125, Canada), and though they aren't surplus dealers in the traditional sense (their offerings are mainly new hi-fi and audio equipment and accessories, components, and the like), they do offer great buys in used and traded-in hi-fi equipment. ◆

ELECTRONICS MARKET PLACE

NON-DISPLAY CLASSIFIED: COMMERCIAL RATE: For firms or individuals offering commercial products or services, \$1.50 per word (including name and address). Minimum order \$15.00. Payment must accompany copy except when ads are placed by accredited advertising agencies. Frequency discount: 5% for 6 months; 10% for 12 months paid in advance. **READER RATE:** For individuals with a personal item to buy or sell, \$1.00 per word (including name and address.) No minimum! Payment must accompany copy. **DISPLAY CLASSIFIED:** 1" by 1 column (2 3/8" wide), \$185.00. 2" by 1 column, \$370.00. 3" by 1 column, \$550.00. Advertiser to supply cuts. For frequency rates, please inquire.

GENERAL INFORMATION: First word in all ads set in bold caps at no extra charge. All copy subject to publisher's approval. All advertisers using Post Office Boxes in their addresses MUST supply publisher with permanent address and telephone number before ad can be run. Closing Date: 1st of the 2nd month preceding cover date (for example, March issue closes January 1st). Send order and remittance to Hal Cymes, POPULAR ELECTRONICS Including ELECTRONICS WORLD, One Park Avenue, New York, New York 10016.

FOR SALE

FREE! bargain catalog. Fiber optics, LED's, transistors, diodes, rectifiers, SCR's, triacs, parts. Poly Paks, Box 942, Lynnfield, Mass. 01940.

GOVERNMENT Surplus Receivers, Transmitters, Snooper scopes, Radios, Parts, Picture Catalog 25¢. Meshna, Nahant, Mass. 01908.

ROCKETS: Ideal for miniature transmitter tests. New illustrated catalog. 25¢. Single and multistage kits, cones, engines, launchers, trackers, rocket aerial cameras, technical information. Fast service. Estes Industries, Dept. 18-K, Penrose, Colorado 81240.

INVESTIGATORS, latest Electronics Aids. Free Literature. Clifton, 11500-L NW 7th Ave., Miami, Florida 33168.

LOWEST Prices Electronic Parts. Confidential Catalog Free. KNAPP, 3174 8TH Ave. S.W., Largo, Fla. 33540.

WE SELL CONSTRUCTION PLANS. TELEPHONE: Answering Machine, Speakerphone, Carphone, Phonevision. Auto Dialer, Touch Button Dialer, Central Dial System. TELEVISION: \$35.00 Color Converter, Video Tape Recorder. \$25.00 Camera. HOBBYIST: Electron Microscope, 96 Hour Tape Music System, Ultrasonic Dishwasher, Radar-Oven. Plans \$4.95 each. NEW ITEM: \$75. Electronic Pocket Calculator, \$7.50. COURSES: Telephone Engineering \$39.50. Detective Electronics \$22.50, Integrated Circuit Engineering, \$49.50. NEW SUPER HOBBY CATALOG plus year's subscription to Electronic New Letter AIRMAILED \$1.00. Don Britton Enterprises, 6200 Wilshire Blvd., Los Angeles, Calif. 90048.

ELECTRONIC PARTS, semiconductors, kits. FREE FLYER. Large catalog \$1.00 deposit. BIGELOW ELECTRONICS, Bluffton, Ohio 45817.

RADIO—T.V. Tubes—36¢ each. Send for free catalog. Cornell, #213 University, San Diego, Calif. 92105.

CONVERT any television to sensitive, big-screen oscilloscope. Only minor changes required. No electronic experience necessary. Illustrated plans. \$2.00. Relco-A33, Box 10563, Houston, Texas 77018.

MECHANICAL, ELECTRONIC devices catalog 10¢. Greatest Values—Lowest Prices. Fertik's, 5249 "D", Philadelphia, Pa. 19120.

SENCORE, B&K Test Equipment Unbelievable Prices. Free Catalog and Price Sheet. Fordham Radio, 265 East 149th Street, Bronx, N.Y. 10451.

ELECTRONIC Ignition. Various Types. Information 10¢. Anderson Engineering, Epsom, N.H. 03239.

CONSTRUCTION PLANS: Laser . . . \$2.00. Investigation Aids—2-FM Microphone Transmitters . . . \$1.00. FM Telephone Transmitter . . . \$2.00. Sound Telescope . . . \$2.00. Space Monitor—Missile Tracker . . . \$2.00. Free equipment and kit catalog. Howard, 20174 Ward, Detroit, Michigan 48235.

NOW! Enjoy the great outdoors in comfort with your pocket size electronic Skeeter Skat mosquito repeller. \$9.95 postpaid USA. Satisfaction guaranteed. Detectron, Dept. G-7, P.O. Box 243, San Gabriel, Calif. 91778.

METERS—Surplus, new, used, panel or portable. Send for list. Hanchett, Box 5577, Riverside, CA 92507.

RECONDITIONED Test Equipment. Reasonably priced, list available. Walter, 2697 Nickel, San Pablo, CA. 94806.

PYROTECHNICAL chemicals, casings, tools, supplies, fuse, literature. Giant, illustrated catalogue/handbook includes formulas, instructions—50¢, with samples—\$1.00. Westech, Box 593, Logan, Utah 84321.

BUILD YOUR OWN SPACE-AGE TV CAMERA



ONLY KNOWN SOLID-STATE CAMERA KIT! Ideal for experimenters, home, education, industry, etc. * High quality * Backed by over six years of lab & field testing * Fully Guaranteed * Converts to any TV set without modification * Step-by-step construction manual * Model XT-1A Series D complete with vidicon \$169.50 postpaid anywhere in USA & Canada (less vidicon tube \$110.95pp)

PHONE or WRITE for CATALOG.

DIAL 402-987-3771

Many other kits, parts and plans available including starter kits, focus-deflect, vidicon tubes, const. plans, audio subcarrier kit, etc.

1301 BROADWAY **ATV Research** DAKOTA CITY, NEBR. 68731

ELECTRONIC COMPONENTS—Distributor prices, Free catalog. Box 2581, El Cajon, California 92021.

ANTI GRAVITY, experiment and theory, Rushed—\$2.00. U.S. Inquiries. Intertech 7A10, Box 5373, Station-F, Ottawa, Canada.

JAPAN HONG KONG DIRECTORY. World products information. \$1.00 today. Sekai Shogyo Annai, Hillyard, Washington 99207.

EUROPEAN and Japanese bargains catalogs. \$1 each. Dee, P.O. Box 9308, North Hollywood, Calif. 91609.

BURGLAR ALARM SYSTEMS. We manufacture intruder-fire detection systems, radar and perimeter types. Accessories available. Free Literature. Inquiries for dealership and wholesale prices must be on letterhead. U.S. and Canada only. Microtech Associates, Inc., Box 10147, St. Petersburg, Florida 33733.

GET "Music Only" FM Programs. SCA Adaptor fits any FM tuner or receiver. Free list of stations with order. Kit \$14.50 (with Squeelch \$19.50) Wired and Tested \$25.00 (with Squeelch \$29.95). All plus postage and insurance. Thousands Sold. SWTPC, Box E32040, San Antonio, Tex. 78284.

BURGLAR Alarm Systems equipment, dealers and private. Write: United Security, Box 2428, Dublin, Calif. 94566.

ELECTRONIC HOBBYISTS and professional builders love our 3¢ film resistors; 16¢ electrolytics and 1¢ micas. Great catalog 35¢. Electrovalue-America, Box 276, Swarthmore, Pa. 19081.

FREE Kit Catalog: Shortproof powersupply \$39.50. Ultrasonic Alarm \$37.25. SWTPC, Box B32040, San Antonio, Tex. 78284.

FREE catalog new electronic devices! World's smallest transmitter \$19.95! Telephone Answerer \$49.50! Telephone Recording Device \$19.95! Lie Detector \$19.95! Many more! Sonic Devices, 69-29E Queens Blvd., New York 11377.

FREE Catalog. Parts, circuit boards for Popular Electronics projects. PAIA Electronics, Box C14359, Oklahoma City, OK 73114.

FIRE & BURGLAR ALARMS

1972 Handbook & Catalog

Save Hundreds of Dollars

Learn the cost of Professional Alarm Equipment. Know how it is installed. Discover how you can save Hundreds-Of-Dollars by installing your own system. See the latest in technology such as LASER BEAMS, INFRARED BODY HEAT DETECTORS and ELECTRONIC SIRENS. 1972 "Handbook & Catalog", 84 pages, just \$1.00 postage and handling. \$1.00 is credited to first order.



ALARM COMPONENT DISTRIBUTORS

33 New Haven Ave., Dept. P.E., Milford, Conn. 06460

FREE Kit Catalog: Color Organs \$11.00. Psychedelic Strobes \$17.50. Professional quality-lowest prices. SWTPC, Box F32040, San Antonio, Tex. 78284.

TEST EQUIPMENT, Aerospace-Laboratory Grade. Request your needs; will mail appropriate catalogs (we have 24 catalog categories). Only for Engineers, Businesses, Schools and advanced Technicians. Goodheart, Box 1220, Beverly Hills, Calif. 90213.

AMATEUR SCIENTISTS, Electronics Experimenters, Science Fair Students . . . Construction Plans—Complete, including drawings, schematics, parts list with prices and sources . . . Long-Range "Sound Telescope"—This amazing device enables you to hear conversations, birds and animals, other sounds hundreds of feet away. Very directional. Transistorized, uses 9v battery —\$3.00 . . . Robot Man—Psychedelc shows—Lasers—Emotion/Lie Detector—Touch-Tone Dial—Quadrasonic Adapter—Transistorized Ignition—Burglar Alarm—Sound Meter . . . over 60 items. Send 25¢ coin (no stamps) for complete catalog. Technical Writers Group, Box 5994, State College Station, Raleigh, N.C. 27607.

WE SELL CONSTRUCTION PLANS, Kits and Wired Units—silver recovery unit—x-ray fluoroscope machine—chemical formulary (home products)—200 watt inverter (12vdc-120vac)—coin cleaner/electroplater—plans \$5.00 each—aerator adapter (produce 120 volts from any alternated vehicle!) plans \$6.95—PLUS MANY MORE—ask for FREE catalog—Creative Products, Department EG, 1551 East Loop 820, Forth Worth, Texas 76112.

ALPHA THETA Brainwave Feedback Instrument. Relaxed awareness, meditation, body control. Inner Space Electronics, Box 308PE, Berkeley, Calif. 94701.

SURPLUS electronics for everyone. Free catalog. U.S. inquiries. ETCO, 464 McGill, Montreal, Canada.

DIGITAL and analog computer modules. LED numeric displays. Pulse generators. FREE LITERATURE. Scientific Measurements, 2945 Central, Wilmette, Illinois 60091.

MAGNETIC PICKUP CD ignition plans. Write SES Enterprises, Box 607, Ferndale, Wash. 98248.

JOHNSON CB RADIOS. Low discount prices, prepaid shipping. Mastercharge. Free list. Hughes Electronics, Box 6487A, Asheville, N.C. 28806.

ELECTRONIC IGNITION: Improves performance, Eliminates tune-ups, Boosts spark voltage. Only \$14.95 postpaid. Box 2002, Huntington Beach, California 92647.

110 VDC from your automobile's alternator. Wired \$12. Kit \$6. Copy Products, 711 No. Witte, Poteau, Oklahoma 74953.

SUPREME twenty different radio-television volumes. \$50 value, only \$19.95, postpaid. Supreme Publications, 1760 Balsam, Highland Park, Illinois 60035.

ELECTRONIC ORGAN KITS, keyboards, oscillator coils and other components for organ building. 25¢ for catalog. Devtronix Organ Products, 5872 Amapola Drive, San Jose, California 95129.

EXCLUSIVE ECONOMY-PACKED DOORBUSTER Sale

Free \$25 WORTH OF ICs, DIODES TRANSISTORS RECTIFIERS ZENERS CONDENSERS KNOBS, ETC. PLUS CHOOSE ANY ITEM \$1 OR LESS FREE

Both FREE with ANY \$10. ORDER

WORLD FAMOUS SEMI-KON "DOLLAR STRETCHERS"

1-2N3055 npn, 100w 15A, TO-3, transistor	\$1
2-2N3572 UHF 120mc, npn, TO-92, plastic transistor	\$1
5-1R900 TRIGGER DIODES for SCRs & Triacs	\$1
1-2.5 AMP 1000 PIV TTT, silicon epoxy rectifier	\$1
2-VARACTOR DIODES, 5pf, 10pf, 20pf, 30pf, 40pf, 60pf	\$1
2-FET'S 2N5457 N channel 6000 umhos, TO-92 plastic	\$1
1-90 WATT PNP, 15A, 2N2612, TO-3, silicon	\$1
3-2N389 npn, silicon, 85 watts, Vce 80, square case	\$1
3-2N1212 npn, silicon, 85 watts, Vce 60, stud case	\$1
10-1N914 fast switch diodes, silicon 4 n-sec	\$1
10-2N404 germanium npn, TO-18 chrome case	\$1
2-6 AMP TRIAC 200 PRV, TO-5	\$1
40-G-E MICRO MINI RECTIFIERS, silicon, porcelain to 1 KV*	\$1
1-FAIRCHILD 2n3919 80mc, 15W, npn, 10A, TO-66	\$1
2-2N3638 PNP, silicon, TO-5 plastic transistors	\$1
5-2N3641 NPN, silicon, TO-5 plastic transistors	\$1
4-2N4209 Nixie tube driver transistors 100V, npn	\$1
1-FET'S 2N508 P channel, 10,000 umhos TO-18 transistors	\$1
2-PNPs, prog. uni-transistors, similar to GE-D13T	\$1
2-2N2608 P channel, 2500 umho, TO-18	\$1
1-2N3819 P channel, 8500 umho, TO-18	\$1
6-TRIGGER DIODES, for SCRS only, axial leads	\$1
3-2N2646 UNIUNCTIONS, plastic transistor, Texas	\$1
5-2N107, GE, most commonly used npn, germanium	\$1
1-2-AMP TRANSISTOR epoxy bullet, silicon, axial leads	\$1
50-SILICON, glass rectifiers, computer, axial leads*	\$1
50-GERMANIUM, glass rectifiers, signal, axial leads	\$1
2-2N3730, GE, germanium, 10,000 umhos TO-18	\$22
15-1-AMP 1000 PIV, epoxy, submini, silicon rectifiers	\$1
30-500 MW ZENERS, axial 4, 6, 9, 10, 12V rectifiers	\$1
1-2N3055, HOBBY, 40W npn silicon tube, TO-18	\$3
5-2N155, HOBBY, 10W npn germanium transistors, TO-3	\$1
3-30 AMP SILICON RECTIFIERS, silicon, 6, 12, 24 volts	\$1
5-2N1038, TEXAS, germanium npn, 20 watts, TO-5, w/sink	\$1
1-2N3058, HOBBY, npn, TO-66, silicon, 1000 umhos	\$1
10-SCRS, assorted voltages, TO-5, TO-18, TO-46*	\$1
30-3-AMP RECTIFIERS, silicon, epoxy, assorted V, axial*	\$1
1-SMT41M, hobby, BCD-to-Nixie driver IC, DIP	\$1
10-LINEAR AMPS, 709, 710, 711, 741, TO-5	\$1
6-709 LINEAR AMPS, 741's too, DIPs	\$1
2-HOBBY MEMORY CELLS, SMT481, up to 16-cell, DIP	\$1
1-709, 710, 711 LINEAR AMPS, brand new, flat pack	\$1
4-741C hobby, freq. comp. 709, DIP*	\$1
*Untested, guaranteed satisfaction	

WORLD'S FIRST LED-PHOTO-SOLAR 'DOLLAR STRETCHERS'

2—"LEDS", infrared, jumbo, TO-18	\$1
2—"LEDS", visible, jumbo, red, TO-18	\$1
1—"LED", invisible, parabolic reflector, RCA	\$1
1- PHOTO TRANSISTOR, with darlington amp filter, lens, 1/4"	\$1
1- PHOTO TRANSISTORS, with darlington amp, 2N5777, GE	\$1
4- PHOTO CELLS, Clairex, pancake, 30K-70 ohms	\$1
3- SOLAR CELLS, round, sq, rect., sun power circuits	\$1
2-SILICON SENSORS, TEXAS, II-35, Matchatix, visible	\$1

SUPREME ECONOMY \$1 PARTS "DOLLAR STRETCHERS"

30- POWER RESISTORS, 3-to-25w, square, vitreous, asst vals \$1	\$1
6- REED SWITCHES, 2" long, fastest mech. switch	\$1
10- MICRO REED SWITCHES, 1" long, transistor work	\$1
10- TRANSISTOR SOCKETS, for npn-npn to trans. power, too	\$1
1- \$25, SURPRISE PAK, resistors, caps, transistors, etc.	\$1
80- TERMINAL STRIPS, 1-to-8 screw & tie lugs	\$1
30- SQUARE DISCS, 85mmf to 0.1mf, space-savers	\$1
78- PRE-FORMED DISCS, condensers, printed circuit	\$1
10- PHONO PLUG-AND-JACK SETS, tuners, amps, doubles too	\$1
6- KODAK LENSES, plano convex, concave, convex, mirror	\$1
60- TUBE SOCKETS, receptacles, plugs, audio, etc.	\$1
100- PRE-FORMED RESISTORS, 1/2 watt, printed ckt	\$1
30- DIPPED SILVER MICAS, pop valves, silvers, too	\$1
50- COILS & CHOKES, if, rf, ant, peak, osc, parasitic	\$1
10- 'IC' SOCKET-ADAPTERS, TO-5, DIPs, flat, handy	\$1
80- PRECISION RESISTORS, 1/2, 1/4, 1 & 2W, 1% ast val	\$1
60- TUBULAR CONDENSERS, to 5mf, to 1kv, molded too	\$1
10- SUBMINIATURE IFS, 455 kmc, 1/2, 1/4, square, transistor	\$1
5- TUBULAR ELECTROLYTICS, 1000uf to 0.4, npn's, disc, etc.	\$1
15- NE-2 NEON BULBS, for 110vac, 100's of projects	\$1
30- POLYSTYRENE CONDS, finest caps made, asst. values	\$1
15- PANEL CAPACITORS, 110vac, micro, to trans. power, slide	\$1
10- VOLUME CONTROLS, to 1meg, duals too, some w/switch	\$1
40- MICRO MINI RESISTORS, 1/2w, 100 ohm to 1meg, 5%	\$1
30- MOLDED CONDENSERS, upright, 1000uf to 0.4, npn's, disc	\$1
50- ONE WATT RESISTORS, 1% & 5%, AB's too, 100 to 1 meg	\$1
10- TRANSISTOR ELECTRO'S, 5mf to 300mf, upright too	\$1
10- UPRIGHT TRANSISTOR ELECTRO'S 5mf to 300mf	\$1
10- CERAMIC CONDENSERS, 10mmf to 0.4, npn's, disc	\$1
40- MICRO-MINI-MINI CONDENSERS, to .05mf Cerafil	\$1
5- ISM COMPUTER BOARDS, trana, caps, res, coils, etc.	\$1
10- ELECTROLYTIC CONDS, FP's & tubular, to trans. power	\$1
6- TRIMMER POTS, 100, 500, 2K, 5K, 10K, 25K, 1/2w, snap-in's	\$1
60- HI-O RESISTORS, carbon, 1/2, 1/4, 1.2W 5%	\$1
50- DISC CAPACITORS, 10mmf to 0.5, npn's, hi-Q, to 6KV	\$1
10- MICA CAPACITORS, to .01, to 1KV, silvers too, asst	\$1
35- TWO WATERS, resistors, carbon, metal-film, 5% ast \$1	\$1
4- MICRO POTS w/knob, snap-in, 1/5W, 25k, 50k, 100k, 1meg \$1	\$1

Best Terms: add postage, cod's 25%. Rated net 30
 Values Phone Order: Wakefield, Mass. (617) 245-3829
 for Retailer 211 Alden St., Wakefield, Mass. 2
 18 C.O.D.'S MAY BE PHONED IN
 years P.O. BOX 942 E
 Linnfield, Mass. 01940

POLY PAKS

CIRCLE NO. 29 ON READER SERVICE CARD



GREGORY ELECTRONICS
Reconditioned & Used
FM 2-WAY RADIO SAVINGS
Partial List—Send for New Catalog

MOTOROLA U44BBT
450-470 MHz
12 volt, 15 watts transistor
power supply.

\$48

With accessories add \$30.00

MA/E13

30-50 MHz
6/12 volt, 30 watts,
vibrator power supply

\$48

With accessories, add \$30.
(Earlier serial number, \$28.
plus \$30. for accessories)

MA/E33

150-170 MHz
6/12 volt, 30 watts,
vibrator power supply

\$68

With accessories, add \$30.
(Earlier serial number, \$48.
plus \$30. for accessories)

15,000 2-way FM mobile units in stock!
Send for new 1972 catalog



GREGORY ELECTRONICS CORP.

249-P Rt. 46, Saddle Brook, N.J. 07662
Phone: (201) 489-9000

CIRCLE NO. 17 ON READER SERVICE CARD

ANTIQUE Radios, SASE. Welker, 708 Watervliet, Dayton, Ohio 45420.

ELECTROENCEPHALOPHONE. Alpha/Theta brainwave feedback instrument. J&J Enterprises, 24120E, 3PW, Bothell, Wash. 98011.

HOME SECURITY and SAFETY book, featuring installation and procedure descriptions of burglar alarms. Send \$1.00 to Bradley Electronics Inc., Dept. 102, 15 Gaval Road, Sayreville, New Jersey 08872.

DIAGRAMS—Radios \$1.50, Television \$3.00. Give make and model. Diagram Service, Box 1151PE, Manchester, Conn. 06042.

SEVEN SEGMENT DIGITAL CLOCK! Complete plans, schematics, parts lists, and operating theories—Discrete component Digital Clock—\$3.00; **SOUND-TO-LIGHT CONVERTER**—Sound triggers any 117v, 60Hz device—\$1.50; Understand Digital Circuits, Logic Theory . . . **COMPLETE COURSE** in Digital Electronics—all you need to know for Logic Designs—\$10.00. **DYNASIGN**—A World of Dynamic Designs, P. O. Box 60-A1, Wayland, Mass. 01778.

HOBBYISTS! Logic IC project kits. Combination Lock, \$5.95. Catalog free. John Huntley, 1351 Mahoney, Rodeo, Calif. 94572.

SEMICONDUCTORS at industrial discount prices. Catalog \$1.00. Box 24395, San Jose, California 95134.

FREE bargain catalog. Electronic Components, Records, Tapes, Home Electronic Sales, 277 Rollins Avenue, Rockville, Maryland 20852.

COMPUTER BOARDS, Core Memories, IC's and other quality Electronic Components at true bargain prices. A wide variety of Semi-conductors, Switches, IC Boards, Power Supply Regulators, PC Material, Wire and Cable. Dozens of other interesting components for Hobbyists, Experimenters and Professionals. Send 10¢ for catalog. Tri-Tek, Inc., P.O. Box 14206, Phoenix, Arizona 85031.

ELECTRONIC IGNITIONS. 3 CDI models. Southland, Box 3591, Baytown, Texas 77520.

QUAD MIXER—gives four-channel sound with only two extra speakers. Easy Kit \$15.00; Wired \$22.00. Electrophernalia, 48 First St., Cambridge, Massachusetts 02138.

OSCILLOSCOPE improvement. Add trigger sweep and dual trace to any scope using low cost kits. HTP, Box 901, Cupertino, California 95014.

IC POWER SUPPLY transformers. Inputs; 115-230 vac., Outputs for; 5vdc-10 amps, ± 12 vdc-1.5 amps, 28 vac-1 amp. Shipped prepaid \$11.40 each. CCS, Box 2424, Tallahassee, Fla. 32304.

ELECTRONIC COMPONENTS catalog \$1.00. Refundable. Box 953, Galion, Ohio 44833.

BURGLAR-FIRE alarm supplies and information. Free catalog. Protecto Alarm Sales, Box 357-G, Birch Run, Michigan 48415.

PLANS AND KITS

FREE Kit Catalog: Why does every major College, University, Technical School, Research & Development Center buy from us? Because we have the highest quality and lowest prices. Free catalog. SWTPC, Box H32040, San Antonio, Tex. 78284.

PORTABLE Digital V-O-M Kit push-button Ranging Switch. Compact (8x5x3) size. Battery or A.C. operation. P.O. Box 1281, Minnetonka, Minnesota 55343.

FREE Kit Catalog: Amazing new Universal Digital Instruments with plugins as featured in Popular Electronics. Unbeatable prices. SWTPC, Box D32040, San Antonio, Tex. 78284.

FREE BROCHURE. All new way to faster, better circuit development and digital logic design. In kit or assembled form. Exceltech, Inc., Box 17056, San Diego, Calif. 92117.

FREE Electronics plans and kit catalog. McCord Electronics, Box 41, Sylvania, Ohio 43560.

FREE Kit Catalog: Digital Microlab \$29.95. Also Segmented and Nixie Readouts, Timebases, Scaler, Electronic Digital Clocks (all featured in Popular Electronics) SWTPC, Box C32040, San Antonio, Tex. 78284.

SOLID-STATE plans and kits. Logic, Linear, Power, etc. Catalog 15¢. Prager, 5 Bonnie, Hudson, New Hampshire 03051.

EICO 460—Triggered sweep conversion kit \$29.95. Details write: Henry Wemekamp, Bloomfield, Ontario, Canada.

HIGH FIDELITY

DIAMOND NEEDLES and Stereo Cartridges at Discount prices for Shure, Pickering, Stanton, Empire, Grado and ADC. Send for free catalog. All merchandise brand new and factory sealed. LYLE CARTRIDGES, Dept. P, Box 69, Kensington Station, Brooklyn, New York 11218.

STEREO Components at lowest prices. Send for free catalog. Carston, Box 1094-A, Danbury, Conn. 06810.

FREE Kit Catalog. Amplifiers: Lil Tiger \$11.10, Universal Tiger \$30.00. Preamp \$44.50 (Featured in Popular Electronics) Mixer-6 Input \$13.75. SWTPC, Box A32040, San Antonio, Tex. 78284.

WHOLESALE PRICES. Cartridges, Diamond Needles, Turntables, Blank Tape. Pickering, Shure, Garrard, Dual, Scotch; others. Buy ones, dozens. PE Distributors, 32 Copeland, Quincy, Mass. 02169.

TAKE SOUND OFF your Cassette or Cartridge with "ERASETTE". Our exclusive electronic wash (-65db O-VU) gives you a like new Cassette or Cartridge in an instant. Less than 1—lb: self contained, 4—"AA" battery powered. \$12.50 postpaid. Calif. residents add sales tax. Magnesonics Corp., Box 127, Northridge, California 91324.

STEREO CARTRIDGES, Stereo Phones, Stereo Equipment, Blank Tape. Write for quotes: Custom Stereo, 124 Adams Street, Fairmont, West Virginia 26554.

LEDS
 FLV 100 VIS LED'S\$.70
 GaAs 1R LED'S70
 MRD 14B Photo darlington's .70

VARIABLE CAPACITANCE DIODES
 (Similar to 1N5463A) used to tune VHF, color TV, & FM broadcast sets\$.95

7400	..25	7475	..80
7401	..25	7476	..1.00
7402	..25	7480	..75
7404	..27	7481	..1.25
7410	..25	7483	..1.20
7413	..75	7486	..57
7420	..25	7490	..79
7420	..25	7492	..80
7440	..25	7493	..75
7441	..1.30	7495	..75
7447	..1.15	74107	..85
7450	..25	74121	..55
7460	..25	74192	..1.95
7472	..50	8570	..1.50
7473	..50	8590	..1.50
7474	..50		

TANTULUM CAPACITORS
 4.7 MFD AT 20V\$1.00
 10 MFD AT 20V\$1.00
 4.7 MFD AT 100V\$.50
 11 MFD AT 100V\$.75

These regulated power supplies have been designed to provide complementary power for Operational Amplifiers, Functional Modules, A-D & D-A Converters and Digital Logic. The supplies are completely self contained (no external parts required). Epoxy encapsulation provides properties close to a true hermetic seal.

- FEATURES**
- Short Circuit Protected
 - Compact Size
 - No Derating Over Specified Operating Range



MODEL	SE904	SE902	SE903	SE905
Output Voltage (VDC)	±15	±15	5	5
Output Current (MA)	50	100	500	1000
Line (105-125 VAC)	\$18.95	\$26.95	\$22.95	\$34.95

NE 565 PHASE LOCK LOOPS\$4.55

MINIATURE TRIM POTS
 500 OHM, 10K, 20K, 25K, 50K\$.75
 Or 3 for \$2.00
 400 PRV 5A Full Wave Bridge\$1.40
 200 PRV 15A Full Wave Rectifier\$.95

TRIACS

PRV	1A	10A	15A	20A*
100	.40	.70	1.00	1.20
200	.70	1.10	1.50	1.60
300	.90	1.35	1.90	2.00
400	1.10	1.60	2.70	2.40
500	1.50	2.00	3.20	2.80

*Press Fit
 T1543 UJT's\$.50
 2N3819 N Channel FET's\$.45
 D13T PROG. UJT's\$.75

Silicon Power Rectifiers

PRV	1A	3A	12A	50A
100	.06	.09	.30	.85
200	.07	.16	.35	1.25
400	.09	.20	.45	1.50
600	.11	.30	.70	1.30
800	.15	.40	.85	2.30
1000	.20	.55	1.10	2.75

Silicon Control Rectifiers

PRV	3A	7A	20A	70A
100	.30	.45	1.00	3.50
200	.50	.75	1.25	6.50
300	.60	.90	1.50	
400	.70	1.10	1.75	9.50
500	.80	1.25	2.00	
600	.90	1.40	2.25	11.00

IN4886 POWER VARIATORS \$4.95

C108 COMMANDER ELECTRONIC CALCULATOR \$149.50

- Adds, subtracts, null plies, divides
- Does mixed and chain calculations
- Accomplishes true credit balance examples
- Has 8-digit entry and LED readout
- 16-digit decimal roundoff
- Its error correction (C1) key lets you "erase" an entry without destroying earlier calculations
- Keyboard rollover memory is great for preventing inaccurate entries

AC 115/230V, 50/60 Hz Super Large Scale Integration (LSI) 2"x6 1/2"x9"

2N3584 250 Vceo NPN 2A Silicon Trans. \$1.70
 2N3055 7 amp NPN Silicon Transistor\$1.00

DECADE COUNTER KIT
 Consists of:
 1-Nixie tube & socket (8754) 1-7450 1-7475 1-7441
\$5.25

709C OPER. AMP\$.50
 741 OPER. AMP\$.50
 748 Adjust 741\$.95
 Dual 709\$1.39

NIXIE TUBES
 Similar to Raytheon 8754, with socket & data sheet\$1.85

MINIATURE 7 segment cold cathode readout\$2.85

Terms: FOB Cambridge, Mass. Send check or Money Order. Include postage. Average Wt. per package 1/2 lb. No C.O.D.'s. Minimum Order \$3.00. Rated companies 30 days net

Send \$.20 for our Latest catalog featuring Transistors and Rectifiers: 325 Elm St., Cambridge, Mass.

SOLID STATE SALES

Post Office Box 74A Somerville, Mass. 02143 Tel. (617) 547-4005

CIRCLE NO. 33 ON READER SERVICE CARD

WANTED

QUICKSILVER, Platinum, Silver, Gold, Ores Analyzed. Free Circular. Mercury Terminal, Norwood, Mass. 02062.

CASH immediately for old Gold, Silver, Platinum, Mercury, Watches, Diamonds. Free information. Rose Industries, 29-PB East Madison, Chicago Ill. 60602.

QUICK CASH . . . for Electronic Tubes, Semi-Conductors, Equipment (Receivers, Transmitters, Scopes, Vacuum Variables etc.) Send Lists now! Write: Barry Electronics, 512 Broadway, New York, NY 10012. (212) 925-7000.

ELECTRICAL SUPPLIES AND EQUIPMENT

PLATING Equipment, Portable Platers, Supplies and "Know-How." Build your own tanks for nickel, chrome, etc. Easy-to-install PVC liners. Rectifier components—all sizes. Schematics, parts lists, formulas, operating instructions for all plating. Guaranteed to save you 25%-75%. Some good units for sale. Write for details. Platers Service Company, 1511-PE Esperanza, Los Angeles, Calif. 90023.

TUBES

RADIO & T.V. Tubes—36¢ each. Send for free Catalog. Cornell, 4213 University, San Diego, Calif. 92105.

ELECTRONIC TUBES, Semiconductors, Equipment, Telephones, Public Address, Intercoms, CB, Walkie-Talkies, etc. Quality Merchandise Only! Serving Engineers, Purchasing Agents, TV/Hi-Fi Servicemen and Hams for 28 years, Domestic and Export. Write for Catalog or call (212) 925-7000. **BARRY ELECTRONICS**, 512 Broadway, New York, N. Y. 10012.

RECEIVING & INDUSTRIAL TUBES, TRANSISTORS. All Brands—Biggest Discounts. Technicians, Hobbyists, Experimenters—Request **FREE** Giant Catalog and **SAVE!** ZALYTRON, 469 Jericho Turnpike, Mineola, N.Y. 11501.

SAVE money on parts and transmitting-receiving tubes, foreign-domestic. Send 25¢ for giant catalog. Refunded first order. United Radio Company, 56-P Ferry Street, Newark, N.J. 07105.

TUBES "Oldies", latest. Lists free. Steinmetz, 7519 Maplewood, Hammond, Indiana 46324.

TUBES receiving, factory boxed, low prices, free price list. Transleteronic, Inc., 1306 40th Street, Brooklyn, N.Y. 11218A, Telephone: 212-633-2800.

TAPE AND RECORDERS

STEREO TAPE RENTAL for particular people. Free catalog. Gold Coast Tape Library, Box 2262, Palm Village Station, Hialeah, Fla. 33012.

BUY Irish Tape Open Reel & Cassettes & 8-Track Blanks at Discount Prices. Write: Direct Mail Cassette Corp., Box 71, Plainview, N.Y. 11803.

OLO Radio Programs on cassettes or reels. High quality, low prices, thousands to choose from, professional equipment, catalog 50¢. Remember Radio Inc., Box 2513, Norman, Okla. 73069.

RENT 4-Track open reel tapes—all major labels—3,000 different—free brochure. Stereo-Parti, 55 St. James Drive, Santa Rosa, Ca. 95401.

MEMOREX recording tape, audio & video lowest prices, write for free information. Bergetz Systems Co., Box 1181, Melrose Park, Ill. 60161.

REPAIRS AND SERVICES

TV Tuners rebuilt and aligned per manufacturers specification. Only \$9.50. Any make UHF or VHF Ninety day written guarantee. Ship complete with tubes or write for free mailing kit and dealer brochure. JW Electronics, Box 51C, Bloomington, Indiana 47401.

TRANSISTOR Radios, Cassettes, Repaired. AM, \$3.00 plus parts. Multi-band \$5.00, tapes \$7.50. Williams Electronics, 12867 Westmere, Houston, Texas 77077.

DO-IT-YOURSELF

PROFESSIONAL ELECTRONICS PROJECTS—\$1.00 up. Catalog 25¢. PARKS, Box 25665A, Seattle, Wash. 98125.

INSTRUCTION

LEARN ELECTRONIC ORGAN SERVICING at home all makes including transistor. Experimental kit—trouble-shooting. Accredited NHSC, Free Booklet. NILES BRYANT SCHOOL, 3631 Stockton, Dept. A, Sacramento, Calif. 95820.

LEARN WHILE ASLEEP, Hypnotize! Strange catalog free. Auto-suggestion, Box 24-ZD, Olympia, Washington 98501.

F. C. C. 1st phone license training in 5 weeks. R.E.I.'s intensive training produces outstanding results. For information and free brochure call toll free: 1-800-237-2251, or write home office, Radio Engineering Incorporated Schools, 1336 Main Street, Sarasota, Florida 33577. Florida residents call (813) 955-6922.

HIGHLY effective home study courses in Electronics Engineering Technology and Electronics Engineering Mathematics. Earn your Degree. Write for Free Descriptive Literature. Cook's Institute of Electronics Engineering, (Dept. 15), P.O. Box 10634, Jackson, Miss. 39209. (Established 1945).

ASSOCIATE DEGREE IN ELECTRONICS through correspondence instruction. G.I. Bill approved. Free catalog. Grantham, 1509 N. Western, Hollywood, California 90027.

F.C.C. TYPE EXAM . . . Guaranteed to prepare you for F.C.C. 3rd, 2nd, and 1st phone exams, 3rd class, \$7.00; 2nd class, \$12.00; 1st class, \$16.00; complete package, \$25.00. Research Company, 3206 Bailey Street, Sarasota, Florida 33580.

FCC First and Second Tests. \$8.95. Electronic Tutoring, Box 24190, Cleveland, Ohio 44124.

LOGIC trainers catalogs 50¢. UTI, POB 252, Waldwick, N.J. 07463.

EARN College Degrees at home. Many Subjects. Florida State Christian College, Post Office Box 1674, Fort Lauderdale, Fla. 33302.

HIGHLY Effective, Profitable Short Courses. (65 Choices) Free Literature, CIEE-D, Box 10634, Jackson, Mississippi 39209.

F.C.C. EXAM MANUAL

The Original Test-Answers exam manual that prepares you at home for FCC First and Second class licenses. Includes Up-Dated multiple choice tests and key Schematic diagrams. PLUS - "Self-Study Ability Test." -- ONLY: \$9.95 Postpaid.

Tests-Answers for
FCC First and
Second Class
Commercial
Licenses

COMMAND PRODUCTIONS P.O. BOX 26348-P
RADIO ENGINEERING DIVISION SAN FRANCISCO, CALIF. 94126

FREE BROCHURE. Secure prestige, better future. New way to FCC license. Academy of Communications Technology. Box 389, PS-72, Roswell, New Mexico 88201.

FREE Bible course! Degree! Request information! 708 Bragg, Monroe, North Carolina 28110.

PERSONALS

INVESTIGATORS, Latest Electronics Aids. Free Literature. Clifton, 11500-K NW 7th Ave., Miami, Florida 33168.

MAKE FRIENDS WORLDWIDE through international correspondence. Illustrated brochure free. Hermes, Berlin 11, Germany.

CLASSIFIED ADVERTISING ORDER FORM

Please refer to heading on first page of this section for complete data concerning terms, frequency discounts, closing dates, etc.

1	2	3	4	5
6	7	8	9	10
11	12	13	14	15
16	17	18	19	20
21	22	23	24	25
26	27	28	29	30
31	32	33	34	35

Words { @ \$1.00 (Reader Rate) } = \$ _____
 { @ \$1.50 (Commercial Rate) }

Insert _____ time(s) Total Enclosed \$ _____

NAME _____

ADDRESS _____

CITY _____ STATE _____ ZIP _____

Signature _____

WORD COUNT: Include name and address. Name of city (Des Moines) or of state (New York) counts as one word each. Zip code numbers not counted. (Publisher reserves right to omit Zip Code if space does not permit.) Count each abbreviation, initial, single figure or group of figures or letters as a word. Symbols such as 35mm, COD, PO, AC, etc., count as one word. Hyphenated words count as two words.

PE772

LOWEST PRICES: ON BRAND NEW FULLY TESTED & GUARANTEED IC'S**BEST SERVICE: 10% DISCOUNT ON ALL ITEMS NOT SHIPPED IN 24 HOURS****MOST CONVENIENT: ORDER DESK 1-800-325-2595 (TOLL FREE)**


PLEASE NOTE: To qualify for prices in the last three columns, you must order in EXACT Multiples of 10 per item for all IC items on your order.

Catalog Number	ANY QUANTITY PER ITEM(MIN)			MULTIPLES OF 10 PER ITEM(MIN)			Catalog Number	ANY QUANTITY PER ITEM(MIN)			MULTIPLES OF 10 PER ITEM(MIN)		
	1-99	100-999	1000 up	100-999	1000-9990	10000 up		1-99	100-999	1000 up	1000-9990	10000 up	
7400	.26	.25	.23	.22	.21	.20	74122	.70	.67	.63	.60	.56	.53
7401	.26	.25	.23	.22	.21	.20	74123	1.21	1.06	1.00	.94	.89	.83
7402	.76	.75	.73	.72	.71	.70	74141	1.63	1.55	1.46	1.38	1.29	1.20
7403	.26	.25	.23	.22	.21	.20	74145	1.41	1.33	1.26	1.18	1.11	1.04
7404	.28	.27	.25	.24	.22	.21	74150	1.63	1.55	1.46	1.38	1.29	1.20
7405	.28	.27	.25	.24	.22	.21	74151	1.20	1.13	1.07	1.01	.95	.88
7406	.52	.50	.47	.44	.42	.39	74153	1.63	1.55	1.46	1.38	1.29	1.20
7407	.52	.50	.47	.44	.42	.39	74154	2.43	2.30	2.16	2.03	1.89	1.80
7408	.32	.30	.29	.27	.26	.24	74155	1.46	1.39	1.31	1.23	1.16	1.08
7409	.32	.30	.29	.27	.26	.24	74156	1.46	1.39	1.31	1.23	1.16	1.08
7410	.26	.25	.23	.22	.21	.20	74157	1.56	1.48	1.39	1.31	1.23	1.15
7411	.28	.27	.25	.24	.22	.21	74158	1.56	1.48	1.39	1.31	1.23	1.15
7413	.58	.55	.52	.49	.46	.44	74160	1.89	1.79	1.68	1.58	1.47	1.37
7416	.52	.50	.47	.44	.42	.39	74161	1.89	1.79	1.68	1.58	1.47	1.37
7417	.52	.50	.47	.44	.42	.39	74162	1.89	1.79	1.68	1.58	1.47	1.37
7420	.26	.25	.23	.22	.21	.20	74163	1.89	1.79	1.68	1.58	1.47	1.37
7421	.26	.25	.23	.22	.21	.20	74180	1.20	1.13	1.07	1.01	.95	.88
7426	.34	.32	.31	.29	.27	.26	74181	5.20	4.90	4.59	4.28	3.98	3.67
7430	.26	.25	.23	.22	.21	.20	74182	1.20	1.13	1.07	1.01	.95	.88
7437	.56	.53	.50	.48	.45	.42	74192	1.98	1.87	1.76	1.65	1.54	1.43
7438	.56	.53	.50	.48	.45	.42	74193	1.98	1.87	1.76	1.65	1.54	1.43
7440	.26	.25	.23	.22	.21	.20	74198	2.81	2.65	2.50	2.34	2.18	2.03
7441	1.73	1.64	1.55	1.46	1.37	1.27	74199	2.81	2.65	2.50	2.34	2.18	2.03
7442	1.27	1.21	1.14	1.07	1.01	.94							
7443	1.27	1.21	1.14	1.07	1.01	.94							
7444	1.27	1.21	1.14	1.07	1.01	.94	NE501	2.99	2.82	2.66	2.49	2.32	2.16
7445	1.71	1.62	1.53	1.44	1.35	1.26	NE531	3.81	3.58	3.36	3.14	2.91	2.69
7446	1.24	1.17	1.11	1.04	.98	.91	NE533	3.81	3.58	3.36	3.14	2.91	2.69
7447	1.16	1.09	1.02	.96	.92	.84	NE536	7.31	6.88	6.45	6.02	5.59	5.16
7448	1.24	1.17	1.11	1.04	.98	.91	NE540	2.16	2.04	1.92	1.80	1.68	1.56
7450	.26	.25	.23	.22	.21	.20	NE550	1.24	1.17	1.11	1.04	.98	.91
7451	.26	.25	.23	.22	.21	.20	NE560	3.57	3.36	3.15	2.94	2.73	2.52
7453	.26	.25	.23	.22	.21	.20	NE561	3.57	3.36	3.15	2.94	2.73	2.52
7454	.26	.25	.23	.22	.21	.20	NE562	3.57	3.36	3.15	2.94	2.73	2.52
7460	.26	.25	.23	.22	.21	.20	NE565	3.57	3.36	3.15	2.94	2.73	2.52
7470	.42	.40	.38	.36	.34	.32	NE566	3.57	3.36	3.15	2.94	2.73	2.52
7472	.38	.36	.34	.32	.30	.29	NE567	3.57	3.36	3.15	2.94	2.73	2.52
7473	.50	.48	.45	.43	.40	.38	HS111	.90	.86	.81	.77	.72	.68
7474	.50	.48	.45	.43	.40	.38	HS556	1.87	1.77	1.66	1.56	1.46	1.35
7475	.80	.76	.72	.68	.64	.60	HS558	.80	.76	.72	.68	.64	.60
7476	.56	.53	.50	.48	.45	.42	HS595	3.40	3.20	3.00	2.80	2.60	2.40
7478	.76	.72	.68	.65	.61	.57	HS596	1.87	1.77	1.66	1.56	1.46	1.35
7483	1.13	1.10	1.04	.98	1.29	1.20	709	.42	.40	.38	.36	.34	.32
7486	.58	.55	.52	.49	.46	.44	710	.42	.40	.38	.36	.34	.32
7489	4.25	4.00	3.75	3.50	3.25	3.00	711	.44	.42	.40	.37	.35	.33
7490	.80	.76	.72	.68	.64	.60	723	1.00	.95	.90	.85	.80	.75
7491	1.43	1.35	1.28	1.20	1.13	1.05	741	.44	.42	.40	.37	.35	.33
7492	.80	.76	.72	.68	.64	.60	748	.48	.46	.43	.41	.38	.36
7493	.80	.76	.72	.68	.64	.60							
7494	1.18	1.12	1.05	.99	.93	.87	1M270	.15	.14	.13	.12	.11	.10
7495	1.18	1.12	1.05	.99	.93	.87	1M751A	.30	.28	.26	.24	.22	.20
7496	1.18	1.12	1.05	.99	.93	.87	1M751B	.10	.09	.08	.07	.06	.05
74100	1.52	1.44	1.36	1.28	1.20	1.12	1M4002	.15	.14	.13	.12	.11	.10
74107	.52	.49	.47	.44	.42	.39	1M4154	.15	.14	.13	.12	.11	.10
74121	.56	.53	.50	.48	.45	.42	2N3860	.25	.23	.21	.19	.17	.15

All IC's are supplied in 8-, 14-, 16-, or 24-pin DIP (Dual-in-Line) plastic package, except for NE536, NE537, NE540, and SE540 which come in TO-5 package. We give FREE data sheets upon request, so ask for those data sheets that you NEED, even for those listed IC's that you are not buying. On orders over \$25.00 we'll send you a new 270-page COMPLETE TTL IC data book FREE. Or, you may obtain a new 240-page LINEAR data book instead. Orders over \$50.00 will receive both books. Orders over \$100.00 will receive a complete LIBRARY of DIGITAL & LINEAR data & application books totaling 1000 pages FREE. PLEASE NOTE: Data books are shipped separate from your order. Please allow two weeks for delivery.

UNIVERSAL DECADE COUNTING UNITS

- Easy to read single plane LED or Filament-type Readout with wide angle viewing.
- BCD Outputs available
- Readout Lamp Test
- Selectable Ripple Blankin.
- Selectable Decimal Point
- Counter Reset
- Plug-in Module
- Molex Sockets for all IC's & Readout
- Tin-Plated G-10, 2-oz Copper, Glass Epoxy Board
- Your choice of 1 to 6 decades on one P.C. board.
- Grouping of 2 or more readouts on the same card, for custom designed appearance.
- 5-Volt TTL compatible single plug.
- First in a series of universal plug-in modules to be introduced soon; for frequency counting, time measurements, event counting, DVM, magnitude comparison, etc.
- Well documented application note with step-by-step assembly and hook-up instructions.



Price (Per Decade):

Basic Unit consisting of 7490, 7447, Filament-type 7-segment Readout...\$8.00

Options:

For LED Readouts instead of Filament-type add \$2.00
 For 7475 Latch add...\$1.25
 For 74176 instead of 7490 add...\$0.50
 For 74192 instead of 7490 add...\$1.00
 For 74196 instead of 7490 add...\$0.75
 For Fully assembled and tested unit add...\$2.50

LED 7-SEGMENT DISPLAY \$4.95 Each

50-99 \$4.75
100-999 \$4.50
1000-up \$4.25

Large 7-segment LED readout similar to the popular MAN-1 but with improved brightness. Has Left-hand decimal point. Fits in a DIP socket. Expected life: Over 100 Yrs. Regularly \$12.95 in single lots. These are BRAND NEW with full data sheet and 4-page MULTIPLEXING Application Note. Needs a 7447 for driver and ONE CURRENT-LIMITING RESISTOR PER SEGMENT. We can supply you with one or ten thousand FROM STOCK. Also available, 11 OVERFLOW digit at the same price. Mixing of Regular & Overflow digit allowed.

Package of 8, 470, 1/4W limiting R's.....\$0.36

Incandescent 7-segment display. With right-hand decimal point. Rated 8mA per segment at TTL supply of 5V. Design life of 50,000 Hours. Needs a 7447 as a driver. In DIP Package. Each \$3.25

MOLEX IC SOCKET PINS: Use these economical pins instead of soldering your IC's to PC boards. Sold in continuous strips in multiples of 100 pins.

100 for \$1.00; 200 for \$1.80; 300 for \$2.60
 400 for \$3.40; 500 for \$4.20; 600 for \$5.00
 700 for \$5.80; 800 for \$6.60; 900 for \$7.40
 1000 for \$8.20. Each additional 1000 \$7.50

ALLEN-BRADLEY MIL-GRADE (5-BAND) RESISTORS. Any of the 84 STANDARD 10% values from 2.7Ω to 22MΩ. 1/4 or 1/2 WATT. EACH.....5¢

CERAMIC DISC CAPACITORS. Type 5GA-1000WDC. 5, 7.5, 10, 12, 15, 20, 22, 25, 27, 30, 33, 39, 50, 56, 68, 75, 82, 100, 120, 150, 180, 200, 220, 250, 270, 300, 330, 360, 390, 470, 500, 560, 680, 750, 820, 1000, 1200, 1500, 1800, 2000, 2200, 2500, 2700, 3000, 3300, 3900, 4700, 5000uF. EACH.....10¢ 0.01uF. Each.....11¢ 0.02uF. EACH.....12¢

LOW VOLTAGE DISCS, Type UK. 1.0 uF, 3V.....25¢ 2.2 uF, 3V.....30¢ 0.1 uF, 10V.....12¢ 0.2 uF, 10V.....20¢ 0.47uF, 3V.....25¢ 0.01uF, 16V.....10¢

ELECTROLYTIC CAPACITORS: All values are available in both axial or upright (PC Board) mount. PLEASE INDICATE YOUR CHOICE.

10 uF, 15V.....15¢ 100 uF, 25V.....25¢ 500 uF, 25V.....30¢ 1000 uF, 35V.....50¢

VOLTAGE REGULATORS: Internally-set, overload and short-circuit proof regulators need no external components to set. With data sheet and application notes. TO-3 Package.

LM-35, 5V, 600mA.....\$2.85
 LM-36, 12V, 500mA.....\$3.85
 LM-37, 15V, 450mA.....\$4.05
 20 Watt PC-Board Type HEAT SINK.....\$1.20

SPANOR P-B180, 25.2 VCT, 1-Amp Transformer. Ideal for use with LM-series. Each.....\$3.00

SOLID STATE SYSTEMS, INC.
 P.O. BOX 773
 COLUMBIA, MO. 65201
 PHONE 314-443-3673
 TWX 910-760-1453

BankAmericard
 American Express
 Mastercard

TERMS: RATED FIRMS NET 30 DAYS. Others CHECK or MONEY ORDER with order. Add 35¢ to orders under \$5.00 for postage & handling. For UPS add 45¢ and for AIR MAIL add 65¢ to your order; we pay the balance. If you are served by UPS in your area, we strongly recommend this service with its built-in \$100 insurance. COD orders are FOB Columbia with 65¢ COD fee additional. Canadian residents please add 50¢ for INSURANCE.

MISSOURI RESIDENTS: Please add 4% Sales Tax.
WRITE OR CIRCLE READER SERVICE CARD FOR OUR CATALOG OF PARTS & SERVICES. IT'S FREE.

CIRCLE NO. 34 ON READER SERVICE CARD

INVENTIONS WANTED

INVENTIONS wanted. Patented; unpatented. Global Marketing Service, 2420-P 77th, Oakland, Calif. 94605.

INVENTORS! Don't sell your invention, patented or unpatented, until you receive our offer. Eagle Development Company, Dept. 9, 79 Wall Street, N.Y., N.Y. 10005.

PATENT Searches including Maximum speed, full airmail report and closest patent copies. Quality searches expertly administered. Complete secrecy guaranteed. Free Invention Protection forms and "Patent Information." Write Dept. 9, Washington Patent Office Search Bureau, Benjamin Franklin Substation, P.O. Box 7167, Washington, D.C. 20044.

FREE "Directory of 500 Corporations Seeking New Products." For information regarding development, sale, licensing of your patented/unpatented invention. Write: Raymond Lee Organization, 230-GR Park Avenue, New York City 10017.

INVENTORS: Protect your ideas! Free "Recommended Procedure". Washington Inventors Service, 422T Washington Building, Washington, D.C. 20005.

FREE PAMPHLET: "Tips on Safeguarding Your Invention." Write: United States Inventors Service Company, 501-T Thirteenth Street N.W., Washington, D.C. 20004.

GOVERNMENT SURPLUS

GOVERNMENT Surplus. How and Where to Buy in Your Area. Send \$1.00. Surplus Information, Headquarters Bldg., Box 30177-PE, Washington, D.C. 20014.

ELECTRONIC Equipment and Parts. Big 36 page Free Catalog. Send for your copy today! Fair Radio Sales, Box 1105-P, Lima, Ohio 45802.

JEEPS Typically from \$53.90 . . . Trucks from \$78.40 . . . Boats, Typewriters, Knives, Airplanes, Clothing, Multimeters, Oscilloscopes, Transceivers, Photographic, Electronics Equipment. Wide-variety, condition. 100,000 Bid Bargains direct from government nationwide. Complete sales directory and surplus categories catalog \$1.00 (Deductible on orders from separate included catalog). Surplus Service, Box 820-J, Holland, Michigan 49423.

GOVERNMENT SURPLUS. Complete sales directory \$1.00. Surplus Publications, Box 26062Z, Los Angeles, Calif. 90026.

BOOKS

FREE catalog aviation/electronic/space books. Aero Publishers, 329PE Aviation Road, Fairbrook, California 92028.

FREE book prophet Elijah coming before Christ. Wonderful bible evidence. Megiddo Mission, Dept. 64, 481 Thurston Rd., Rochester, N.Y. 14619.

MANUALS for gov't surplus radios, test sets, scopes. List 25¢. Books, 4905 Roanne Drive, Washington, D.C. 20021.

RECORDS

CHAPEL Records Club—Free catalog. 1000-B Richmond, China Lake, Calif. 93555.

BUSINESS OPPORTUNITIES

I MADE \$40,000.00 Year by Mailorder! Helped others make money! Start with \$10.00—Free Proof. Torrey. Box 318-N. Ypsilanti, Michigan 48197.

\$200.00 DAILY In Your Mailbox! Your opportunity to do what mail-order experts do. Free details. Associates, Box 136-J, Holland, Michigan 49423.

START small, highly profitable electronic production in your basement. Investment, knowledge unnecessary. Postcard brings facts. Barta-PEB, Box 248, Walnut Creek, California 94597.

PIANO TUNING learned quickly at home. Tremendous field! Musical knowledge unnecessary. GI Approved. Information Free. Empire School, Box 327, Miami Florida 33145.

FREE CATALOGS. Repair air conditioning, refrigeration. Tools, supplies, full instructions. Doolin, 2016 Canton, Dallas, Texas 75201.

MAILORDER MILLIONAIRE helps beginners make \$500 weekly. Free report reveals secret plan! Executive (1K7), 333 North Michigan, Chicago 60601.

FREE BOOK "999 Successful, Little-Known Businesses." Work home! Plymouth BGG, Brooklyn, New York 11218.

HOME WORKERS wanted! For details, send 16¢ stamps. Mike Boorman, 729½ "L" Street, West Palm Beach, Florida 33401.

311 FAST, easy ways to make money! Free! Rush name, address, zip. Perry, 13263W Ventura Blvd., Studio City, Calif. 91604.

BUY BELOW WHOLESALE! Thousands of name-brand items at factory prices plus small service charge! Directly thru us. Free details! American Buyer's, P. O. Box 848-PE, Buffalo, New York 14240.

400,000 BARGAINS Below Wholesale! Many free! Liquidations . . . Closeouts . . . Job lots . . . Single Samples. Free details. Bargainhunters Opportunities, Box 730-J, Holland, Michigan 49423.

RUBBER STAMPS

RUBBER Address Stamps \$2.00. Signature \$3.50. Free Catalog. Jackson's, Box 443-G, Franklin Park, Illinois 60131.

PICTURE CATALOG free. Lowest Prices. Newton's, 1071 Prosser Ave., Prosser, Washington 99350.

REAL ESTATE

FREE . . . 248-page **SUMMER CATALOG!** Describes and pictures hundreds of farms, ranches, town and country homes, businesses coast to coast! Specify type property and location preferred. **UNITED FARM AGENCY**, 612-EP West 47th St., Kansas City, Mo. 64112.

TREASURE FINDERS

FISHER DETECTORS. You deserve the best. Free literature, FRL, Dept. PE-7, P.O. Box 490, Belmont, CA 94002.

TREASURE Hunters! Prospectors! Rockhounds! Hobbyists! Find gold, silver, relics with world famous Detectron Metal Detectors. Free information. Delivery immediate. Detectron, Dept. 7-PE, Box 243, San Gabriel, Calif. 91778.

TRANSISTORIZED detectors—\$19.95 to \$79.95. Family fun and fortune. Catalog write: Treasureprobe PE 23, Tennent, N.J. 07763.

FREE—Valuable Treasure Finder catalog sent by return mail. Find Coins, Rings, Gold, Silver, Metals, Relics. Write today. JETCO, Dept. CPE, Box 26669, El Paso, Texas 79926.

TREASURE FINDER locates buried gold, silver, coins, treasures. 5 powerful models. \$19.95 up. Instant financing available. Free catalog. Relco, Dept. A-33, Box 10839, Houston, Texas 77018.

IMPOSSIBLE? BARGAINS IN SURPLUS ELECTRONICS AND OPTICS

FEATURE ITEM

50 MEGAHERTZ LOW COST COUNTER



Here is a new item, featured because of numerous customer suggestions.

We have taken the basic power supply, chassis and cover from our clock kit, and by substituting a new front panel and printed circuit board, have made a

lowest cost frequency counter. The unbelievable low cost is due to our use of our large stock of unused surplus nixies, the new 74196 50 MHz decade counter, and the commonality of parts with our other kits. Readout is to six decades, time base is 1 second, 0.1 seconds, or external. Design is modular, for ease of construction, compactness, and expandability.

- 50 MHz six digit counter, using line frequency as time base, complete except for cover \$97.50
- Optional crystal controlled time base plug-in conversion \$23.50
- Cover, blue or black anodized \$ 4.50

DIGITAL CLOCK KIT WITH NIXIE DISPLAY



We have well over 20,000 surplus nixies in stock, and because of this bargain purchase we can sell a complete digital clock kit for less than the usual cost of the display tubes only. We provide

a complete etched and thru-plated circuit board, all integrated circuits, complete power supply, display tubes, I.C. sockets and a nice front panel with polaroid visor. We have never seen anyone offer this kit for less than \$100.00 before. Includes BCD outputs for use as with timer option. May be wired for 12 or 24 hour display. Indicates hours, minutes, seconds.

- Clock Kit, complete less outside cover \$57.50
- Aluminum blue or black anodized cover (specify) . . . \$ 4.50

BUILD YOUR OWN ELECTRONIC CALCULATOR FOR ONLY \$108.00!



A complete calculator kit, complete with self contained power supply and case. Indispensable in the home, office or school. Simple enough for a child to build. Some of the features of the calculator are as follows:

- MOS integrated circuits (extra large scale integration) reduce the number of components to a minimum, for easy assembly
- Displays eight digits on large size seven segment displays.
- Full function complement keyboard features addition, subtraction, multiplication, division, alternate display, multiplication by a

constant, clear all, clear entry, and decimal point set. • Sixteen digit entry and sixteen digit results are possible with alternate display key. • Leading zeroes suppressed • Chain operation • All integrated circuits and displays are socket mounted and replaceable.

So reliable and simple to build, we can make this guarantee: If for any reason you cannot succeed in getting your calculator to function properly after completing construction, for a flat handling fee of \$10.00, B and F will repair and ship back your calculator anywhere in the USA. This applies regardless of the age of the assembler, barring gross negligence or the use of acid core solder in construction.

SANKEN HYBRID AUDIO AMPLIFIERS AND SUPPLY KIT



We have made a fortunate purchase of Sanken Audio Amplifier Hybrid Modules. With these you can build your own audio amplifiers at less than the price of discrete components.

Just add a power supply, and a chassis to act as a heat sink. Brand new units, in original boxes, guaranteed by B and F, Sanken and the Sanken U.S. distributor. Available in three

sizes: 10 watts RMS (20 watts music power), 25 watts RMS (50 watts M.P.) and 50 watts RMS (100 watts M.P.) per channel. 20 page manufacturers instruction book included. Sanken amplifiers have proved so simple and reliable, that they are being used for industrial applications, such as servo amplifiers and wide band laboratory amplifiers.

- 10 Watt RMS Amplifier \$ 4.75
- 25 Watt RMS Amplifier \$14.75
- 50 Watt RMS Amplifier \$22.50
- Complete kit for 100 watt rms stereo amplifier (200 watt music) including two 50 watt Sanken hybrids, all parts, instructions, and nice 1/16" thick black anodized and punched chassis \$88.00
- Same for 50 watt rms stereo amplifier includes two 25 watt Sankens, etc. \$58.00
- Same for 20 watt rms stereo, includes two 10 watt Sankens, etc. \$30.00

INTEGRATED CIRCUIT SPECIALS

709	Operational Amplifier	.50
711	Dual Comparator	.50
741	Compensated Operational Amplifier	.50
558	Dual 741	.95
723	Voltage Regulator	1.25
536	F.E.T. Operational Amplifier	4.75
595	Four Quadrant Multiplier	3.75
740	Power Driver, for 100 watt AB amplifier	2.75
2111	FM Detector and Limiter	1.25
555	Timer 2 μSeconds to 1 hour, Special!	1.25
1103	1024 Bit Ram Memory, NMOS	9.25
2501	256 Bit Ram Memory, NMOS	8.75
2513	Character Generator ROM	19.75
7490	Decade Counter	1.25
7414/7441	Nixie Driver	1.75
74192	Bidirectional Counter	1.75
7475	Quad Latch	1.25
7447	7 Segment Decoder Driver	2.25
7489	64 Bit Random Access Memory	5.75
7492	Divide by 12 Counter	1.25
74196	50 MHz Divide by 10 Counter (presetable)	2.25
NE560	Phase Locked Loop	5.00
561	Phase Locked Loop	5.00
562	Phase Locked Loop	5.00
565	Phase Locked Loop	5.00
566	Function Generator/Tone Encoder	5.00
567	PLL/Tone Decoder	5.00

SANYO CALCULATOR, MODEL ICC 804



This calculator with L.E.D. readout and rechargeable self-contained nickel cadmium battery was advertised in our March ad at \$215.00 (if you ordered it at the higher price we will refund you the difference in merchandise on request). Due to a special purchase, we can now offer this \$299.00 list calculator at only \$175.00, making it the outstanding calculator buy in the USA. Comes complete with charger/power supply and case. Has eight digit display, with 16 digit capacity. Unit is only 1 1/2" thick, easily slips in pocket. You can charge it by phone to BankAmericard or MasterCard.

☐ Sanyo Calculator . . . \$175.00

KEYBOARDS

Three keyboards are available, as illustrated. 20 key calculator keyboard, 40 key alphanumeric, and 12 key touch tone. All have separate contacts brought out to edge connector.

- Touch Tone Keyboard \$ 9.50
- Calculator Keyboard \$14.50
- Alphanumeric Keyboard \$29.00

☐ 80 PAGE CATALOG - Free with any order or send \$0.25

ALL ITEMS (WHERE WEIGHT IS NOT SPECIFIED)
POSTAGE PAID IN THE U. S. A.

CHARGES WELCOME!

Phone in charges to 617 531-5774 or 617 532-2323. BankAmericard -- MasterCard. \$10.00 minimum. No C.O.D.'s please.

B. & F. ENTERPRISES

Phone (617) 532-2323

P.O. Box 44, Hathorne, Massachusetts 01797

CIRCLE NO. 1 ON READER SERVICE CARD

ALPHA-NUMERIC NIXIE TUBE

BURROUGHS B-7971, GIANT NIXIE (Alphanumeric) 15 segment tube, makes all digits and alphabet. An \$18.00 value. Complete with socket, data sheet, and information for making simple diode decoder.

STOCK NO.F5015
3.50 ea., 3/10.00 10/25.00



"VISIBLE" LIGHT EMITTING DIODES

Micro min. axial leads STOCK NO.F5020
.95 ea. 6/5.00 25/19.00
Jumbo TO-18 STOCK NO.F5021
.95 ea. 6/5.00 25/19.00

POWER TRANSISTOR/HEAT SINK ASSEMBLY



Westinghouse 1561-0404 (similar to 2N3055, mounted on double ribbed heat sink, with TO-3 socket and .2 ohm emitter resistor. 75 watts. A pair makes an entire amplifier output stage.

STOCK NO. F5022 1.35 ea. 2/2.50 8/9.00

COMPUTER GRADE CAPACITORS (BRAND NEW)

40,000 mfd. 10 volts 1.25 ea. 6/7.00 Stk. No. F2026
70,000 mfd. 10 volts 1.75 ea. 6/9.00 Stk. No. F2118
6000 mfd. 55 volts 1.50 ea. 7/8.00 Stk. No. F2117
3,750 mfd. 75 volts 1.75 ea. 6/9.00 Stk. No. F2116

MINIMUM ORDER \$3.00

Many other items—send for new 32 page catalog. All merchandise guaranteed. Please include postage. Excess will be refunded.



DELTA ELECTRONICS CO.

BOX 1, LYNN, MASSACHUSETTS 01903

CIRCLE NO. 8 ON READER SERVICE CARD

MOVIE FILMS

PRO SPORTS FILMS for Instant Replay. Including '71 NHL Highlights; '71 World Series just out! 8mm or Super 8. \$14.95 Color; \$7.95 B&W Delivered. Free Catalog. SPORTLITE, Dept. Elect., 20 North Wacker Drive, Chicago, Illinois 60606.

EMPLOYMENT INFORMATION

EXCITING Overseas jobs. Directory \$1.00. Research Associates, Box 942-E, Belmont, California 94002.

ELECTRONICS/AVIONICS Employment Opportunities. Report on jobs now open. FREE details. Aviation Employment Information Service, Dept. EW. Box 240, Northport, N.Y. 11768.

PLASTICS

REMODEL, reproduce, repair with Castoglas, metal, etc. Make flexible molds over any pattern. Manual 25¢. CASTOLITE, 72G/PE1, Woodstock, Ill. 60098.

EMBED any component in clear Castolite. Manual 25¢. CASTOLITE, 72G/PE2, Woodstock, Ill. 60098.

MUSICAL INSTRUMENTS

30% DISCOUNT name brand musical instruments. Free Catalog. Freeport Music, 455N, Route 110, Melville, N.Y. 11746.

FREE Catalog. Electronic musical accessory kits. PAIA Electronics, Box A14359, Oklahoma City, Oklahoma 73114.

HYPNOTISM

"MALE-FEMALE Hypnotism" Exposed, Explained! "Secret Method"—They Never Know! \$2. Rushed. Guaranteed! Isabella Hall, Silver Springs, Florida 32688.

SLEEP learning. Hypnotic method. 92% effective. Details free. ASR Foundation, Box 7545PL, Fort Lauderdale, Florida 33304.

FREE Hypnotism. Self-Hypnosis. Sleep Learning Catalog! Drawer H400, Ruidoso, New Mexico 88345.

MAGAZINES

GUIDE TO EARNING EXTRA INCOME

A Ziff-Davis Publication



All new—first time ever published! Everything you need to know about full and part time money-making. How to start your own mail order business • 22 proven and profitable home business ideas • How to earn extra \$'s • Franchising • Vending machines • Advice on cutting living costs. Only 75¢.

Order from Ziff-Davis Service Division,
595 Broadway, New York, New York 10012.

Enclose an additional 25c for postage and handling.

MUSIC



SONGWriters! POETS!

Spiritual and religious poems and songs wanted for recording by the Chapel Symphony Orchestra and Choir. We pay all recording costs.

Information: Write Dept. PE
CHapel RECORDING CO.
P.O. Box 162, Wollaston, Ma. 02170

MAGNETS

MAGNETS. All types. Specials—20 disc magnets, or 2 stick magnets, or 10 small bar magnets, or 8 assorted magnets, \$1.00. Maryland Magnet Company, Box 192H, Randallstown, Maryland 21133.

MISCELLANEOUS

WINEMAKERS: Free illustrated catalog yeasts, equipment. Semplex, Box 12276, Minneapolis, Minn. 55412.

HORSE RACING Books—New & Old—Unique Assortment—List Available for \$1.00. T. Ryan, 642 55th St., Brooklyn, New York 11220.

SOIL-CEMENT. Make pathways, patios, play areas from Soil-Cement. Durable, economical. Instructions \$2.00. Alvey's Acre, Box 42 PE, Brookhaven, Massachusetts 39601.



AMAZING INVENTION!

- Non-Electric!
- Interchangeable Tips — 8 Irons in 1!
- Heats To 862° Within Seconds!
- No External Heat Of Any Kind!

"Quick-Shot" Cartridge Heated Soldering Iron. Used commercially for years — now available to you for the first time. 1001 uses — Indispensable where electric power is unavailable — where a torch can't be used — anywhere. 8 tips gives you the right tool for any soldering job at 1/3 the price of an additional iron. Cartridge activates in seconds — is non-flammable, non-explosive, emits no fumes, shelf life exceeds 4 years. It's the tool you can't afford to be without. Complete kit includes Soldering Iron, 1/4" Tip, Cartridges — Only \$19.95 Post-paid. Send order & payment to Kemode Manufacturing Co., Dept. E, 409 Railroad Ave., Westbury, N.Y. 11590.

MONEY BACK GUARANTEE.

YOUR LOW COST Classified or Display Classified Ad in these columns will be seen, read and responded to regularly by America's largest audience of Electronics Professionals and Hobbyists. For \$1.50 per word (minimum \$15.00) your Classified ad will produce sales results far in excess of the small amount you'll spend on advertising. If your product or service deserves more prominent exposure to this audience, then Display Classified is for you . . . and it's available in units of 1", 2" or 3" by one column at rates of \$185.00, \$370.00 or \$555.00 per insertion (even less if you sign up for a 6 or 12-time contract. For immediate action send copy and payment NOW to: Hal Cymes, Classified Advertising Manager, POPULAR ELECTRONICS including ELECTRONICS WORLD, One Park Avenue, New York, New York 10016.



DELUXE

MAGAZINE CASES

Designed Exclusively for
POPULAR ELECTRONICS

- The ideal way to save your valuable copies, keep them well protected and make it easy for you to refer to any issue at any time. Both decorative and attractive enough to enhance the decor of any room, each case holds a full year's copies. Constructed of reinforced fiberboard, these durable cases are covered in a rich-textured leatherette. The gold embossed back adds to its elegance and makes each case a welcome addition to your bookshelf or cabinet.

Magazine cases are available for any of your favorite magazines. They're only \$4.20 each, 3 for \$11.60, in any combination of titles ordered. Add 50¢ per case for postage and handling. Outside U.S.A. add \$1.00 per case ordered.



CHARGE YOUR AMERICAN EXPRESS OR UNI-CARD ACCOUNT.



Ziff-Davis Pub. Co., Dept. 23, 1 Park Avenue, New York 10016

My remittance in the amount of \$_____ is enclosed. Please send magazine cases for the titles indicated below.

CHARGE: American Express Uni-Card

Account # _____

Signature _____

P E-772 TITLE QUANTITY

Check One: All Black Maroon Back, Black Sides

Print Name _____

Address _____

City _____ State _____ Zip _____

PAYMENT MUST ACCOMPANY ORDER

POPULAR ELECTRONICS

Including Electronics World

JULY 1972

ADVERTISERS INDEX

READER SERVICE NO.	ADVERTISER	PAGE NO.
1	B. & F. Enterprises	105
	Bell & Howell Schools	90, 91, 92, 93
2	Bose	15
	CREI, A Division of the McGraw-Hill Continuing Education Company	36, 37, 38, 39
4	Center for Technical Development, Inc., The	9
5	Cleveland Institute of Electronics	54, 55, 56, 57
6	Cobra Communications, Dynascan Corporation	22
7	Cooks Institute of Electronics Engineering	84
8	Delta Electronics Co.	106
9	Delta Products, Inc.	69
10	Drake Company, R. L.	85
11	EICO	80
12	Edmund Scientific Co.	108
13	EI Instruments, Inc.	63
14	Electro-Voice, Inc.	81
15	Emperor Clock Company	88
16	Greenlee Tool Co.	96
17	Gregory Electronics Corp.	100
18	Heath Company	17
19	Jermyn	62
20	Judson Research and Mfg. Co.	62
21	Lafayette Radio Electronics	67
22	McIntosh Laboratory Inc.	89
23	Mallory & Co. Inc., P.R.	87
24	MITS	95
	National Radio Institute	SECOND COVER, 1, 2, 3
	National Technical Schools	18, 19, 20, 21
25	Olson Electronics	80
26	PTS Electronics, Inc.	84
27	Paec Division	8
28	Pickering & Co., Inc.	79
29	Poly Paks	99
30	RCA Institutes	72, 73, 74, 75
31	Sams & Co., Inc., Howard W.	65
32	Sansui Electronics Corp.	13
3	Shure Brothers Inc.	FOURTH COVER
33	Solid State Sales	101
34	Solid State Systems, Inc.	103
35	Sonar Radio Corp.	95
36	TDK Electronics Corp.	83
37	Techni-Tool, Inc.	94
38	Texas Instruments Incorporated, Components Group	7
39	Tri-Star Corporation	67
	U.S. Air Force	25
	U.S. Navy	10, 11
40	Valparaiso Technical Institute	88
41	Xcelite, Inc.	61
CLASSIFIED ADVERTISING		
98, 99, 100, 101, 102, 104, 105, 106, 107		




LIVE IN THE WORLD OF TOMORROW... TODAY! NEW PRODUCTS, NEW MATERIALS, NEW IDEAS!

UNUSUAL & PHYSICAL SCIENCE TOYS

UNIQUE HARD-TO-FIND BARGAINS FOR FUN, STUDY OR PROFIT

DIGITAL COMPUTER LOGIC LAB



Fascinating new way to learn computer types, binary systems, truth tables, logic. Make ring counter, shift register and binary counters. Play with reaction timer, electronic coin flipper. Experiment with memory, counting & arithmetic circuits. 4 assembled module circuits (clock, solid-state NAND gates, flip-flop, display). 20 patch cords for 100's of circuits. 21 computer experiments. No electronic knowledge needed. 74 pg. (Illustr. manual explains all, Req. 6v batt. (not incl.))
Stock No. 71.407AV \$79.75 Ppd.

ASTRONOMICAL TELESCOPE KITS



Grind your own mirror for powerful telescopes. Kit contains fine annealed pyrex mirror blank, tool, abrasives, diagonal mirror, and eyepiece lenses. Instruments you build range in value from \$75.00 to hundreds of dollars.
Stock No. 70.003AV \$10.75 Ppd.
4 1/2" dia. x 3 1/2" \$10.75 Ppd.
Stock No. 70.004AV \$16.95 Ppd.
6" dia. x 3 1/2" \$16.95 Ppd.
Stock No. 70.005AV \$24.50 Ppd.
8" dia. x 1 3/4" \$24.50 Ppd.
Stock No. 70.006AV \$44.50 Ppd.
10" dia. x 1 3/4" 30 lbs \$44.50 FOB
12 1/2" dia. x 2 1/4" 46 lbs \$72.50 FOB

\$8.95 ELECTRONIC STROBE



Hand-sized solid state electronic strobe light at fantastically low price. Produces bright psychedelic effects like larger, far more expensive Xenon strobes. Set's just 2 1/2" x 4" x 1 3/4" thick. Adjustable flash rate approximately 3-10 flashes per second. Make stop motion effects, posters come alive. Great to take with you to parties, dances, outings, etc. Requires 2 9v transistors, batt. (not incl.), instructions.
Stock No. 41.447AV \$8.95 Ppd.
4 REPLACEMENT LAMPS 1.00 Ppd.
P-41.444AV

UNIQUE LIGHTING HANDBOOK



110 Information packed pages! Fully explains latest in psychedelic lighting equipment, techniques, developments. Covers all facets of hard-to-find, show production including strobes, black lights, projectors, crystals, organic slides, burners, color organs, polarized color, light boxes, MusicVision, etc. Shows how to "psychedelicize" parties, musical groups, shows or how to set up "electric trips" for private gatherings. 8 1/2" x 11" looseleaf paper for 3 rings.
Stock No. 9100AV \$3.00 Ppd.

HELIUM BALLOONS MAKE A "BALL"



Anytime there's a balloon the air is festive. Especially when the "air" is helium which makes a balloon party and adventurous. Now here's 20 times the fun—20 various colored balloons of 4, 5, or 6" diameter when inflated. With them, a pressurized (200 lbs./sq. in.) can containing 20 liters of helium to inflate all 20. For adults or kids, parties, give-aways, hazards or just demonstrating "lighter than air". Helium is a safe non-toxic inert gas.
Stock No. 71.289AV \$3.00 Ppd.



MAIL COUPON FOR GIANT FREE CATALOG!

148 PAGES • MORE THAN 4000 UNUSUAL BARGAINS!

Completely new Catalog, packed with huge selection of telescopes, microscopes, binoculars, magnets, magnifiers, prisms, photo components, ecology and Unique Lighting items, parts, kits, accessories—many hard-to-find bargains! 100's of charts, illustrations. For hobbyists, experimenters, schools, industry.

EDMUND SCIENTIFIC CO.

300 Edscorp Building, Barrington, N.J. 08007

Please rush Free Giant Catalog "AV"


Name _____

Address _____

City _____ State _____ Zip _____


3" ASTRONOMICAL TELESCOPE

See moon, planets, orbits, stars, phases of Venus, gliders close up, 100 to 180 power. Aluminumized, overcoated 3"-diam. f/10 primary mirror, ventilated cell. Equatorial mount with lock on both axes. 60X eyepiece and mounted Barlow lens. 3X finder telescope, hardwood tripod. FREE "Star Chart".
Stock No. 85.050AV \$32.95 Ppd.
DECLINE 3" TELESCOPE
Stock No. 80.162AV \$59.50 Ppd.
No. 85.105AV 4 1/2" \$94.50 FOB
No. 85.086AV 11" \$239.50 FOB



ULTRA LOW PRESSURE SENSOR

Big surplus bargain—(Iny electrical pressure switch activated by only 0.02 psi air or 1/2" or less water pressure). Single pole, normally open, 10ma DC contact rating. 30V AC/1C (usual loads require sensitive relay or solid state control). Use as sensor, switch, control, counter, edge guide, instrument alarm. Long life (1,000,000 operations), insensitive to extreme shock, vibration. 1" sq. polycarbonate case, 3/16" diameter barbed pressure ports, WI-10 grams. ORIGINAL COST \$8.00.
Stock No. 41.623AV \$3.95 Ppd.



NEW! ELECTRONIC DIGITAL COMPUTER KIT!

Solve problems, play games, predict weather with this actual working model of giant electronic brain. Amazing new fun way to learn all about computer programming, logic, decimal binary systems. Laws of Sets—even do your own programming after completing simplified 16 page instruction booklet. Includes step-by-step assembly diagrams. Circuits easily changed. Readout from illuminated control panel. Req. 2 "D" batt. (not incl.). Best model we've seen—for home, school, industry.
Stock No. 71.434AV (11" X 12 1/2" X 4") \$31.50 Ppd.



"FISH" WITH A MAGNET

Go treasure hunting on the bottom! Fascinating fun & sometimes profitable! Tie a line to our 3 1/2" dia. magnet—drop it overboard in bay, river, lake or ocean. Trawl it along bottom—your "treasured" bait can be outboard motor, anchors, other metal valuables, etc.—in. (Great for war surplus—Alnico V "Tow-Gov't", cost \$50. Lifts over 150 lbs. on land—much greater weights under water.)
No. 70.571AV 5 1/2 lbs. \$14.00 Ppd.
No. 60.215AV 1 1/2 lbs. \$5.75 Ppd.
Stock No. 70.570AV 3 1/2 lbs. (40 lbs.) \$8.75 Ppd.
Stock No. 85.152AV 15 1/2 lbs. (350 lbs.) \$33.95 F.O.B.



AMAZING NEW Wankel Engine KIT!

Thrill to the fun of building your own see-through motorized model of revolutionary pistonless engine—parts for which GM recently paid \$50 million! Only engine experts think economically modified to meet new pollution standards. Replaces piston, cylinder, crank assemblies with rotating disc (sections removed for firing chambers). Smaller than conventional; fewer parts, greater reliability, same speed w/ less horsepower. Feet, flashing pins, rubber fan belt, stick-shift on-off switch. Req. 2-1.5V batt. (not incl.)
No. 71.424AV (2 1/2" X 4") \$6.75 Ppd.
5 1/2 Page Wankel Engine Book
Stock No. 9.439AV \$15.25 Ppd.




NEW \$99.50 HELIUM-NEON LASER!

Completely assembled, instant-starting w/ 3X power output of comparable models. Steady ripple-free light of moderate (safe) power. Excellent collimation. Simple and safe to use. 4 1/2 lb. unit reaches 75% power in 2 secs.; 100% typical w/ 0.7 milliwatt (0.3 mW minimum) in 3 mins. Beam divergence 2 milliradians—2 cms at 40 ft.
Stock No. 79.004AV \$99.50 Ppd.



BETTER BUG TRAP—BLACK LIGHT!

Feel free outdoors with a genuine "black light" trap—3 to 10 times more effective to insects than simulated kind. Long-wave black light lamp scientifically attracts nit-flies to a watery death. Washproof easily cleaned unit is effective up to 1/2 acre of cleared area (patio, pool, stable, golf course, etc.). Free standing or hanging where needed. Just plug into grounded electrical outlet. Incl. 2 yr. 10w. powerful motor & fan. 10w. 26 watts.
12 1/2" X 18 1/2" X 10"
No. 71.657AV \$39.95 Ppd.



EDMUND SCIENTIFIC CO. 300 EDSCORP BLDG. BARRINGTON, NEW JERSEY 08007

CIRCLE NO. 12 ON READER SERVICE CARD

Printed in U.S.A.

"POPULAR ELECTRONICS" Including Electronics World

Popular Electronics

INCLUDING **Electronics World**

READER SERVICE **FREE** INFORMATION.


Here's an easy and convenient way for you to get additional information about products advertised or mentioned editorially (if it has a reader service number) in this issue. Just follow the directions below . . . and the material will be sent to you promptly and free of charge.

1. On the attached postage-free card, print or type your name and address on the lines indicated.
2. Circle the number(s) that corresponds to the key number(s) at the bottom or next to the advertisement or editorial mention that is of interest to you. (Key numbers for advertised products also appear in the Advertisers' Index.)
3. Simply cut out the card and mail. No postage required.



THE 'STORAGE PROBLEM' SOLVERS

DELUXE MATCHING STORAGE CASES FOR YOUR 12" RECORDS,
7" REELS, CASSETTES AND 8-TRACK CARTRIDGES.



- (A) 60-unit cassette case. 13½" h. x 12½" d. x 5½" w. Compartments are tilted back to prevent spillage. Includes pressure-sensitive labels for titling. \$14.75 each. 3 for \$42.00.
- (B) 30-unit cassette case. 13½" high x 6½" deep x 5½" wide. Tilted compartments. Labels included. \$8.40 each. 3 for \$24.00.
- (C) 12-unit cartridge case. 13½" high x 6½" deep x 4¼" wide. Tilted compartments. Labels included. \$5.25 each. 3 for \$13.75.
- (D) 6-unit 7" reel case. 8" high x 7½" deep x 5" wide. Holds reels in original boxes. \$4.75 each. 3 for \$12.65.
- (E) 20-unit 12" record case. 13¼" high x 12½" deep x 3½" wide. Holds records in original jackets. \$5.25 each. 3 for \$13.75.

Here's the ideal solution to the problem of keeping all your records and tapes stored neatly, safely, conveniently and attractively. A complete set of matched storage cases, designed by the editors of STEREO REVIEW magazine, for your records and all your tapes: cassette, cartridge and 7" reel. Now you can keep them side-by-side on your bookshelf or cabinet, easy to identify and readily available.


These cases are sturdily constructed and covered in a handsome leatherette. The outer case is elegantly embossed in gold and comes in your choice of three popular decorator colors — black, brown and green — so that they lend themselves readily to the decor of any room.

STEREO REVIEW large capacity storage cases are just what you've been looking for — they're the ideal solution to keeping your records and tapes neatly stored for easy use.



AN EXTRA SERVICE FOR YOU—
CHARGE YOUR STORAGE CASE ORDER
TO YOUR AMERICAN EXPRESS
OR UNI-CARD ACCOUNT.

Use the postage-paid order card located at the top of the flap to the right to order your Storage Cases.



Straight talk about a stylus



Listen carefully and you can still hear some audiophiles refer to the record stylus as . . . "the needle." Although we are not about to quibble over semantics, we would like to go on record, so to speak, as observing that the stylus of today bears no more resemblance to a needle than it does to a ten-penny nail. In fact, it is probably the most skillfully assembled, critically important component in any high fidelity system. It must maintain flawless contact with the undulating walls of the record groove — at the whisper-weight tracking forces required to preserve the fidelity of your records through repeated playings. We put everything we know into our Shure Stereo Dynetic Stylus Assemblies — and we tell all about it in an informative booklet. "Visit To The Small World Of A Stylus." For your copy, write:

Shure Brothers Inc.
222 Hartrey Ave., Evanston, Ill. 60204



CIRCLE NO. 3 ON READER SERVICE CARD