

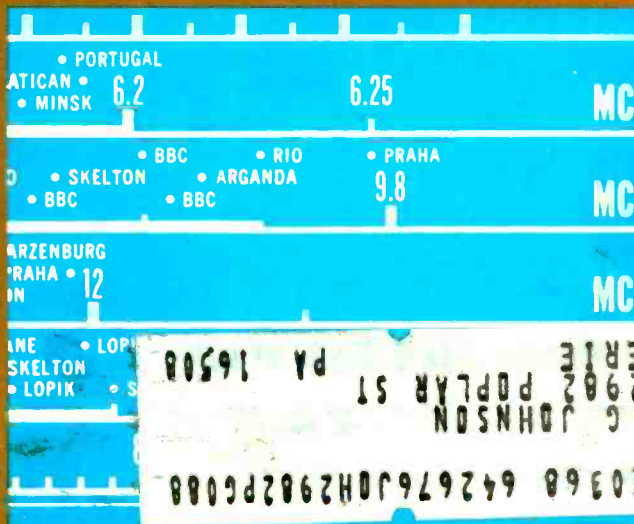
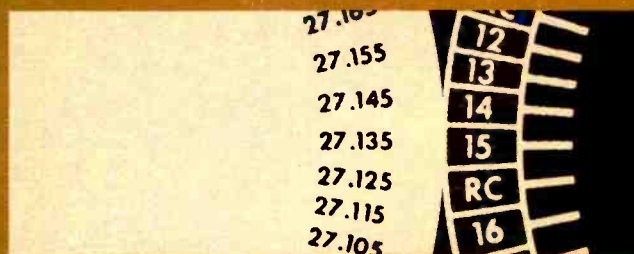
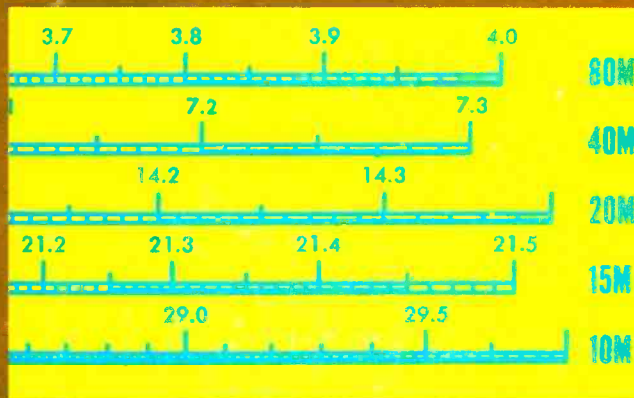
POPULAR ELECTRONICS



AUGUST 1966

50 CENTS

SPECIAL "COMMUNICATIONS" ISSUE

- **Directory of CB Gear**
- **Build Modulation Percentage Checker**
- **The Dit Makers**
- **CB-1966 as seen by KOD3631**
- **Directory of Ham Radio Equipment**
- **Report on Sensational Drake SW-4 Receiver**
- **Build Tape Recorder Echo Chamber**





ELECTRONICS COMES ALIVE WITH CUSTOM TRAINING KITS

You get your hands on actual parts and use them to build, experiment, explore, discover. NRI pioneered and perfected the "home lab" technique of learning at home in spare time. Nothing is as effective as learning by doing. That's why NRI puts emphasis on equipment, and why it invites comparison with equipment offered by any other school. Begin now this exciting program of practical learning created by NRI's Research and Development Laboratories. It's the best way to understand fully the skills of the finest technicians—and make their techniques your own.

Available Under **NEW GI BILL**

If you served since January 31, 1955, or are in service, check GI line in postage-free card.

GET A FAST START WITH NRI'S ABSORBING, NEW ACHIEVEMENT KIT

Delivered to your door—everything you need to make a significant start in the Electronics field of your choice! This new starter kit is an outstanding, logical way to introduce you to NRI training kits . . . an unparalleled example of the value of NRI home-study training. What's in it? Your first group of lesson texts; a cloth vinyl desk folder to hold your study material; the industry's most complete Radio-TV Electronics dictionary; valuable reference texts; lesson answer sheets; pre-addressed envelopes; pencils; pen; engineer's ruler, and even postage. No other school has anything like it.

"BITE-SIZE" LESSON TEXTS PROGRAM YOUR TRAINING AT HOME

Certainly, lesson texts are necessary. NRI's programmed texts are as simple, direct and well illustrated as 50 years of teaching experience can make them. They are carefully programmed with NRI training kits to make the things you read about come alive. You'll experience all the excitement of original discovery.

HOBBY? CAREER? PART-TIME EARNINGS? MAIL COUPON TO NRI



Whatever your reason for wanting to increase your knowledge of Electronics . . . whatever your education . . . there's an NRI instruction plan to fit your needs. Choose from three major training programs in Radio-TV Servicing, Industrial Electronics and Communications or select one of seven NRI courses in specialized subjects. Mail coupon for NRI catalog. Find out how you can train at home this exciting, rewarding way.

DISCOVER THE EXCITEMENT OF NRI ELECTRONIC, TV-RADIO TRAINING

Founded 50 years ago—in the days of wireless—NRI pioneered the "learn-by-doing" method of home-study. Today, NRI is the oldest, largest home-study Electronics school, offering the kind of instruction that makes learning exciting, fast. You build, test, experiment, explore. Whatever your interest, your need, your education, investigate the wide variety of NRI training plans . . . find out about the NRI Achievement Kit. Check and mail the coupon now. No salesman will call. NATIONAL RADIO INSTITUTE, Washington, D.C. 20016.

50 YEARS OF LEADERSHIP IN ELECTRONICS TRAINING

NOW...TURNER'S M+2



POTENT NEW TRAVELING COMPANION FOR THE FAMOUS +2

At last — a mobile microphone that offers dial control of the modulation from the microphone itself.

This M+2 unit is the matched transistorized mobile companion to the revolutionary +2, Turner's transistorized base station microphone. Like the +2, the M+2 features a volume control, to allow fingertip selection of the modulation best for your transceiver, and a 300-3,500 cps response range.

If you think you need more output from your mobile rig, pick up a new M+2 from your CB dealer or electronics parts distributor — and get the best communication you ever hoped for from your present transceiver.



THE TURNER MICROPHONE COMPANY
 946 17th Street N.E.
 Cedar Rapids, Iowa

Model M+2* List Price \$39.50
 Model JM+2* (for sets with electronic switching) List Price \$39.50
 *includes battery, dash bracket, 5 ft. coiled cord

In Canada: Tri-Tel Associates, Ltd.
 Export: Ad Auriema, Inc., 85 Broad Street, New York, N.Y. 10004

POPULAR ELECTRONICS

WORLD'S LARGEST-SELLING ELECTRONICS MAGAZINE

VOLUME 25

AUGUST, 1966

NUMBER 2

SPECIAL CITIZENS BAND FEATURES

- KOD3631 **47 CB'ERS ARE WONDERING ABOUT—**
An old-timer whose license has just been renewed ponders—what's next?
- 51 ANNUAL REPORT ON CB EQUIPMENT**
The only complete catalog of CB transceivers

SPECIAL AMATEUR RADIO FEATURES

- HERBERT S. BRIER, W9EGQ **67 AMATEUR EQUIPMENT JAMBOREE: 1966**
Junk-box rigs, like antiques, are things of the past
- 72 RADIO AMATEUR EQUIPMENT SAMPLER**
Lots of goodies to beef up your shack

ELECTRONIC CONSTRUCTION PROJECTS

- GEORGE J. WHALEN **41 THE MODBOX**
Do you really have 100% modulation?
- 59 POWERHOUSE 2-TUBE SHORT-WAVE RECEIVER**
Looks like a square—but has power to spare
- STEPHEN E. AUVER **81 TAPE RECORDER ECHO CHAMBER FOR UNDER \$10**
- E. H. LEFTWICH, WA6GQZ **87 TECHNICIAN BAND ANTENNA COUPLER**
- JAMES YOUNGBERG, K1NKR **88 TV BALUN USEFUL ON 6 AND 2**

COMMUNICATIONS

- MARSHALL LINCOLN **64 THE DIT MAKERS**
- 78 HERE COMES THE DRAKE SW-4**
- HANK BENNETT, W2PNA **83 SHORT-WAVE LISTENING**
A New Council for DX'ers
- ROBERT LEGGE **84 ENGLISH-LANGUAGE BROADCASTS TO NORTH AMERICA**

ELECTRONIC FEATURES AND NEW DEVELOPMENTS

- 46 HELLO, COMPUTER?**
"I have homework for us to do"
- 66 SCIENCE COMES TO TV**
- 76 ZERO-BEATING THE NEWS**
- ROBERT P. BALIN **80 DIAGRAM QUIZ**
- LOU GARNER **85 SOLID STATE**

DEPARTMENTS

- 6 LETTERS FROM OUR READERS**
- 15 READER SERVICE PAGE**
- 20 ELECTRONICS LIBRARY**
- 22 NEW PRODUCTS**
- 26 TIPS & TECHNIQUES**
- 30 OPERATION ASSIST**

HAM HARVEST

Kits & Factory-Wired
RECEIVERS
TRANSMITTERS
TRANSCEIVERS

AM · CW · SSB
HF · VHF · UHF

Starting on page 67

CB'ERS UNLIMITED

FOR BUSINESS OR PLEASURE, ON LAND, AT SEA,
OR IN THE AIR—THERE'S A CB RIG FOR YOU
Starting on page 47

POPULAR ELECTRONICS is indexed
in the Readers' Guide
to Periodical Literature

This month's cover photo by Bruce Pendleton. Partial dial scales shown are those of Heathkit HR-10 (top), Browning "Eagle" (center), and Hallicrafters S-200 (bottom).

Copyright © 1966 by ZIFF-DAVIS PUBLISHING COMPANY. All rights reserved.

POPULAR ELECTRONICS, August 1966, Volume 25, Number 2. Published monthly at 307 North Michigan Avenue, Chicago, Illinois 60601. One year subscription rate for U.S., U.S. Possessions and Canada, \$5.00; all other countries, \$6.00. Second class postage paid at Chicago, Illinois and other mailing offices. Subscription Service: Portland Place, Boulder, Colorado 80302.

DEVRY TECH NOT ONLY TRAINS
YOU... BUT HELPS YOU GET
STARTED AT NO EXTRA COST IN
THE **BIG-MONEY** FIELD OF

ELECTRONICS!

✓ PREPARE AT HOME

Whether you want to prepare for a good-paying new job or for advancement in Electronics with your present employer, DeVry Tech offers specialized educational programs designed to meet your needs. You set up your own HOME LABORATORY and work over 300 construction and test procedures to develop on-the-job type skills. You build a quality Transistorized Meter, a 5-inch Oscilloscope and a special Design Console. DeVry also includes modern "programmed" texts, instructive motion pictures, Consultation Service. Effective? Yes!



✓ RESIDENT SCHOOL

If you prefer you may get all of your training in DeVry's U.S. or Canadian resident schools under the close guidance of friendly, experienced instructors. You work with a wide variety of commercial equipment similar to that actually used in industry as you prepare in our laboratories for a technician's job in Communications, Microwaves, Radio-Television, Automation, Radar, Computers, or other branch of Electronics. DeVry even provides part-time job placement service to those who wish to earn extra money while attending day or evening classes.



✓ PLACEMENT SERVICE

Meet W. E. Bartz, who has helped thousands of DeVry men toward exciting, profitable careers in Electronics. When YOU complete your program, he will help you too. As Placement Manager in touch with business and industry across the nation, Bartz knows the employer demand for DeVry-trained men. He has cooperated in placing our graduates with thousands of firms!

Men 18-45, start preparing NOW for this vast opportunity field. Soon you should be ready for DeVry's valuable employment help!



MAIL COUPON TODAY!

No Advanced
Education or
Previous Technical
Experience Needed
to Get Started

Your ambition and desire to succeed are more important! DeVry guides you every step of the way toward success.

Free

Send coupon
for these two
factual book-
lets NOW!



DEVRY TECHNICAL INSTITUTE

4141 Belmont Avenue • Chicago, Illinois 60642

Accredited Member of National Home Study Council

DeVry TECHNICAL INSTITUTE
4141 Belmont Avenue, Chicago, Ill., 60641 Dept. PE-8-W
Please give me your two free booklets, "Pocket Guide to Real Earnings," and "Electronics in Space Travel"; also include details on how to prepare for a career in Electronics. I am interested in the following opportunity fields (check one or more):

- | | |
|--|---|
| <input type="checkbox"/> Space & Missile Electronics | <input type="checkbox"/> Communications |
| <input type="checkbox"/> Television and Radio | <input type="checkbox"/> Computers |
| <input type="checkbox"/> Microwaves | <input type="checkbox"/> Broadcasting |
| <input type="checkbox"/> Radar | <input type="checkbox"/> Industrial Electronics |
| <input type="checkbox"/> Automation Electronics | <input type="checkbox"/> Electronic Control |

Name _____ Age _____

Address _____ Apt. _____

City _____ State _____ Zip _____ Code _____

Check here if you are under 16 years of age.

HOME STUDY AND RESIDENT SCHOOL TRAINING
AVAILABLE IN CANADA

2103

Is the installation job keeping you from going mobile?



Don't let it,
.....**Mr. CB'er!**

With the All New Mosley SUC-1 Cadet, 'Hole Drilling' is unnecessary. And here's why. Mosley features a suction cup within the Cadet base making the installation job a snap. Just moisten the antenna suction cup, plop on the antenna, make your connection and you're ready for mobile action. Antenna grips tightly.

Use it on all smooth surfaces - - even wood and fiberglass. Operates as an electrical half wave. No ground required. Antenna is center loaded. Length 3'. Ideal for boats, cars, trailers, campers or wherever a communication antenna is needed temporarily. Quick to use in emergencies.

Why wait? Go mobile today!

Code 104 Mosley Electronics Inc.
4610 N. Lindbergh Blvd., Bridgeton Mo. 63042

Please send me complete information

on your Mosley Citizens Band: No. 104

- Cadet SUC-1 (for temporary mounting)
 Cadet PER-1 (for permanent mounting)
 Entire CB line

- Tell me how I may become a CB'er.

Mosley Electronics Inc.

4610 N. Lindbergh Blvd., Bridgeton Mo. 63042

CIRCLE NO. 19 ON READER SERVICE PAGE

POPULAR ELECTRONICS

PHILLIP T. HEFFERNAN
Publisher

OLIVER P. FERRELL
Editor

ROBERT CORNELL, WA2HDQ
Managing Editor

JOHN D. DRUMMOND
Technical Editor

WILLIAM GALBREATH
Art Director

MARGARET MAGNA
Associate Editor

ANDRE DUZANT
Technical Illustrator

NINA KALAWSKY
Editorial Assistant

PATTI MORGAN
Editorial Assistant

H. BENNETT, W2PNA
H. S. BRIER, W9EGQ

L. E. GARNER, JR.

M. P. SPINELLO, KHC2060
Contributing Editors

LAWRENCE SPORN
Advertising Sales Manager

ARDYS C. MORAN
Advertising Service Manager

ZIFF-DAVIS PUBLISHING COMPANY

Editorial and Executive Offices

One Park Avenue, New York, New York 10016
212 679-7200

Eastern Advertising Manager, RICHARD J. HALPERN

Midwestern Office

307 North Michigan Avenue, Chicago, Illinois 60601
312 726-0892

Midwestern Advertising Manager, JAMES WEAKLEY

Western Office

9025 Wilshire Boulevard, Beverly Hills, California 90211
213 CRestview 4-0265; BRAdshaw 2-1161
Western Advertising Manager, BUD DEAN

Japan: James Yagi

c/o Sekihara
1, Sakomachi, Shinjuku-ku
Tokyo, Japan

Circulation Office

Portland Place
Boulder, Colorado 80302

William B. Ziff, Chairman of the Board (1946-1953)
William Ziff, President

W. Bradford Briggs, Executive Vice President
Hershel B. Sarbin, Vice President and General Manager

Philip Sine, Financial Vice President

Walter S. Mills, Jr., Vice President, Circulation

Stanley R. Greenfield, Vice President, Marketing

Phillip T. Heffernan, Vice President

Frank Pomerantz, Vice President, Creative Services

Arthur W. Butzow, Vice President, Production

Edward D. Muhlfeld, Vice President

Ziff-Davis also publishes Skiing, Flying, Business & Commercial Aviation, Boating, Car and Driver, Popular Photography, HiFi/Stereo Review, Electronics World, Modern Bride, Skiing Trade News, and Skiing Area News.


All subscription correspondence should be addressed to POPULAR ELECTRONICS, Circulation Department, Portland Place, Boulder, Colorado 80302. Please allow at least six weeks for change of address. Include your old address, as well as new-enclosing if possible an address label from a recent issue.

EDITORIAL CONTRIBUTIONS must be accompanied by return postage and will be handled with reasonable care; however, publisher assumes no responsibility for return or safety of art work, photographs or manuscripts.



Member Audit Bureau
of Circulations

“Sure,
you work hard,
but that’s not
enough...



...you need more education to get ahead in electronics”

No matter how hard you work, you can't really succeed in electronics without advanced, specialized technical knowledge.

Going back to school isn't easy for a man with a full-time job and family obligations. But CREI Home Study Programs make it possible for you to get the additional education you need without attending classes. You study at home, at your own pace, on your own schedule.

CREI Programs cover all important areas of

electronics including communications, servomechanisms, even spacecraft tracking and control. You're sure to find a program that fits your career objectives.

You're eligible for a CREI Program if you have a high school education and work in electronics. Our FREE book gives all the facts. Mail coupon or write: CREI, Dept. 1208-D, 3224 Sixteenth Street, N.W., Washington, D. C. 20010

SEND FOR FREE BOOK

PHOTO COURTESY
LANCER'S INC.



Accredited Member of the National Home Study Council



NOW!

2 NEW PROGRAMS!

- Industrial Electronics for Automation
- Computer Systems Technology

The Capitol Radio Engineering Institute

Dept. 1208-D, 3224 Sixteenth Street, N.W.
Washington, D.C. 20010

Please send me FREE book describing CREI Programs. I am employed in electronics and have a high school education.

NAME _____ AGE _____

ADDRESS _____

CITY _____ STATE _____ ZIP CODE _____

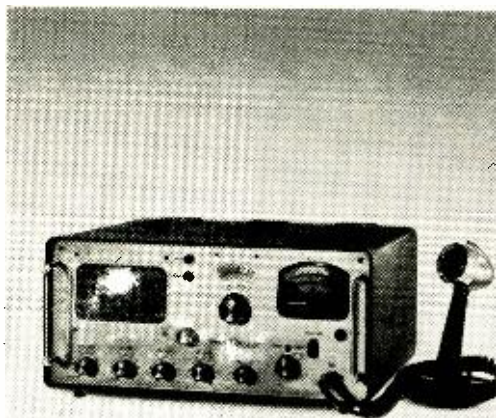
EMPLOYED BY _____

TYPE OF PRESENT WORK _____

GI BILL

- I am interested in Electronic Engineering Technology
 Space Electronics Nuclear Engineering Technology
 NEW! Industrial Electronics for Automation
 NEW! Computer Systems Technology

Incomparable Excellence



The Super-Sharp TRAM TITAN BASE STATION

**Multi-function meter reads: "S" units, SWR, and absolute power in watts into built-in dummy load. Measures power through the antenna.*

**Super-sharp selectivity with Collins mechanical filter—adjacent channel rejection is 90 db or better. *First class sensitivity. *All 23 transmit channels.*

**Transmitter delivers 3.5 watts minimum output; separate indicators for carrier on and modulation. *RF gain control.*

**Tone control. *Built-in low pass filter for minimum T.V.I. \$434.*

For full details write:

Tram Electronics, Inc.

Dept. No. E-8, Lower Bay Road P.O. Box 187
Winnisquam, N. H. Phone 603-524-0622

All use must conform with Part 95 F.C.C. regulations. Hobby
type communications or aimless small talk prohibited.

For information write directly to advertiser

LETTERS

FROM OUR READERS

Address correspondence for this department to:
Letters Editor, POPULAR ELECTRONICS
One Park Avenue, New York, N. Y. 10016

"CAMPER'S SPECIAL" ON FORTY

I built the "Camper's Special" (August, 1965) and put it on the air, with results beyond my expectations. In the last few days I have made three contacts with stations in Illinois and Louisiana as far as 700 miles from here. But I'm using 40 meters instead of the 80 meters for which the transmitter was designed. My home-brew, three-transistor receiver would not work on 80, so I just put a 40-meter crystal in the Camper's Special and loaded it into a 40-meter doublet. Reports have indicated a strong and clear signal. I am having more fun with this small transmitter than with my big 160-watt job.

JOHN E. MOORE, WA0JLL
Springfield, Mo.

HOT "PEPPER"

My friend and I, both engineering majors at Stony Brook, constructed "Pepper," the r.f. amplifier (May, 1966), and we were amazed by the results. Normally, reception in the dorms is poor, even with an outside antenna. Now, despite the author's opposite intention, we are able to pick up our favorite rock-'n'-roll stations from New York City. We have found that almost any transistor will do the job well and a 9-volt radio battery works fine.

DONALD R. BLAKE
Stony Brook, N.Y.

It doesn't work. With the car engine off, Pepper lowers the signal strength. With the engine running, all I get is a loud buzz.

JOHN CORZINE
Columbus, Miss.

Pepper really pulls in the stations when the engine is OFF, but when the engine is running, all I can hear is ignition noise, generator whine, etc.

ERNE GODBOUT, KIAUL
Woonsocket, R. I.

I took the radio out of the car and soldered the 12-volt lead to the on-off switch. I discovered that no ground connection was needed, as Pepper was apparently grounded through the antenna cable shield. However, when I turned it on, I noticed no improvement at all; in fact, the local stations were not quite as good as they had been. Then I decided to take a little ride. As soon as I started the engine—WOW—I could hear each plug firing loud and clear. The noise drowned out the radio stations completely but pro-

Choose Your Tailor-Made Course in N.T.S. "PROJECT METHOD" ELECTRONICS!

Now! N.T.S. — one of America's oldest leading home-study and resident technical schools — offers you GREATER CAREER OPPORTUNITIES IN ELECTRONICS. N.T.S. "Project Method" home training lessons are shop-tested in the Resident School in Los Angeles. You work on practical job projects, learn to use shop manuals and schematics. Your N.T.S. training is individual. You proceed at your own pace. The Schools' practical methods, plus more than 60 years of experience, have helped thousands of students all over the world to successful careers. Prepare now for a secure future in one of 8 N.T.S. Electronics Courses designed to fit your own particular needs.




Work on the electronic "brains" of industry — computers, data processing and other automation equipment. Become a TV-Radio Technician, an electronics field engineer, or succeed in your own business.

CHOOSE YOUR FIELD — INSURE YOUR FUTURE!

- 1 ELECTRONICS-TV-RADIO-SERVICING & COMMUNICATIONS** A basic course thoroughly covering fundamentals of electronics, radio, TV servicing and communications.
- 2 MASTER COURSE IN ELECTRONICS-TV-RADIO, PLUS ADVANCED TV & INDUSTRIAL ELECTRONICS** This course covers everything included in Course No. 1 plus Automation and every phase of the Electronics industry.
- 3 FCC LICENSE** Preparation for this government license essential for interesting jobs in radar, radio, television, communications, guided missiles, many others. Upon completion of this course, if you do not pass the FCC exam for a 1st Class Commercial Radiotelephone License your tuition will be refunded.
- 4 RADIO SERVICING (AM-FM-Transistors)** Train for radio sales and service with dealer or distributor.
- 5 TELEVISION SERVICING (Including Color)** Covers installation, adjustment, repair and servicing of black and white and color television . . . prepares you for your own sales and service business.
- 6 STEREO, HI-FI AND SOUND SYSTEMS** A growing field. Prepares you to build, install and service modern sound equipment for home or industry.
- 7 BASIC ELECTRONICS** Gives you the fundamentals you must know to build on for a future Electronics career. Also offers an excellent background for Salesmen, Purchasing Agents, and others in Electronics.
- 8 ELECTRONICS MATH** Simple, easy-to-follow instructions in the specialized math you need in many electronics jobs.

Most courses include Equipment Kits. THERE ARE NO KIT DEPOSITS. Everything included in your low tuition.



CLASSROOM TRAINING AT LOS ANGELES

You can take classroom training in our famous Resident School at Los Angeles in Sunny Southern California. N.T.S. is the oldest and largest school of its kind. Associate in Science Degree also offered in our Resident Program. Check Resident School box in coupon for full details.

MAIL COUPON TODAY FOR FREE BOOK AND SAMPLE LESSON

In Field of Your Choice. You enroll by Mail — and Save Money. No Salesmen. This means lower tuition for you. Accredited Member N.H.S.C.

HIGH SCHOOL AT HOME

Learn easily. New modern method. National also offers accredited high school programs for men and women. Take only subjects you need. Study at your own pace. Latest approved textbooks — yours to keep — everything included at one low tuition. Check High School box in coupon for information.



NATIONAL TECHNICAL SCHOOLS

4000 S. Figueroa St., Los Angeles, California 90037

Please Rush FREE ELECTRONICS "OPPORTUNITY BOOK" and SAMPLE LESSON on Course Checked Below:

- ELECTRONICS-TV-RADIO Servicing & Communications
- Master Course in ELECTRONICS-TV-RADIO Advanced TV & Industrial Electronics
- FCC LICENSE
- RADIO SERVICING (AM-FM-Transistors)
- TELEVISION SERVICING (Including Color)
- STEREO, HI-FI and SOUND SYSTEMS
- BASIC ELECTRONICS
- ELECTRONICS MATH
- HIGH SCHOOL Department

Dept. 205-86
 Name _____ Age _____
 Address _____
 City _____ State _____ Zip _____

- Check for Veteran Training under new G.I. BILL.
- Check here if interested ONLY in Classroom Training at Los Angeles.



NATIONAL TECHNICAL SCHOOLS

WORLD-WIDE TRAINING SINCE 1905

4000 S. Figueroa St., Los Angeles, California 90037

LETTERS (Continued from page 6)

duced a deafening roar in time with the engine. What did I do wrong?

A. ROSENTHAL
Santa Monica, Calif.

It looks like we broke even on this one—with about the same number of unhappy results as happy ones. The gismo does work, but it needs debugging. Most car radios have an antenna trimming capacitor which



critically tunes the relatively short car antennas. This capacitor should be readjusted on the high end of the band for maximum volume after Pepper is installed. As for the noise problem, shielding and grounding is essential. Don't rely on the antenna lead-in shield for this purpose, as the shield itself could be "hot" with noise. Pepper should be built into a metal box and the box grounded to the car.

COLPITTSILLATOR AND MARCONIO?

When I saw your article entitled "Old World Standards Breaking Through" (April, 1966), my first impression—and hope—was that this article was part of a well-planned and perfectly executed April fool joke. Then came the May issue, which all but eliminated my hopes for a prolonged sanity in electronics. In the June issue . . . I see the end of reason and the beginning of a mad rush to do away with the traditional names of inventions and rename them after their inventors. I can picture the situation now. There will be no more oscillators, no more transistors, and no more radios. In their places, we will find Colpittsillators, Bardeenabrattainistors, and Marconios. Try to imagine telling someone how you used your Colpittsillator to test the Bardeenabrattainistorized a.f. section of your Marconio, only to find that it wouldn't respond to frequencies under two hundred hertz!

FREDERIC D. BARBER, JR.
Brookfield, Wis.

Just for your Edisonfication, Fred, our loaded mailbags also convey strong thoughts in favor of hertz, but most of the comments can be summed up in one word . . . "hertz"!

POLIO COULDN'T STOP EDUARDO CANELA

Your attention is invited to the enclosed newspaper clipping showing Eduardo Canela,

**BIG NEWS
IN A SMALL PACKAGE!**

ALL SOLID STATE

CB TWO-WAY RADIO



**SIX
FIXED
CHANNELS
PLUS
P. A.**

Companion III

New "TOUCH-TAP" TUNING

for instant channel selection. Push the button and channel changes **automatically**. Solid state—lowest power drain.

OUTSTANDING FEATURES: "Touch-tap" tuning

- Electronic switching • Compact size and front panel speaker permits dash mounting where no other radio can fit (Dim: 2 1/4" H. x 8 1/2" W. x 6 3/8" D.—Wt. 3 lbs.)
- Push-pull audio • L-C filter • 2 RF stages in receiver
- Modern design—heavy chrome plate front panel

\$139.90



Pearce-Simpson, Inc.
P. O. Box 800—
Biscayne Annex,
Miami, Florida 33152

Please send full information and model specifications.

Name.....

Address.....

City..... State.....

PEARCE-SIMPSON, INC.
MIAMI, FLORIDA

CIRCLE NO. 22 ON READER SERVICE PAGE

CIRCLE NO. 25 ON READER SERVICE PAGE ->

3 more features —all new



Here is RCA's new WR-50B RF Signal Generator—wired or kit. It looks just like the old WR-50A, but the resemblance ends there. It has all the features you liked in the older model...plus 3 new ones you'll find in red below:

- Wide frequency range from 85kHz to 40MHz in 6 overlapping ranges plus harmonics for higher frequencies
- Built-in crystal calibrating oscillator circuit with front panel crystal socket
- Internal 400 Hz audio oscillator
- *NEW—Sweep output at 10.7 MHz with return trace blanking for sweep alignment of FM receivers*
- *NEW—Sweep output at 455 kHz with return trace blanking for sweep alignment of new transistorized AM radios*
- Individual inductance and capacitance adjustments for each range
- Modulation level control
- Two-step RF attenuator switch plus a continuously-variable attenuator control
- *NEW—additional switch for further attenuation of crystal oscillator output*
- The Optional Distributor Resale Price is only \$65.00. Kit Form, \$45.00, includes pre-assembled range switch with pre-aligned coils and trimmers. See the RCA WR-50B at your authorized RCA Test Equipment Distributor.

RCA ELECTRONIC COMPONENTS AND DEVICES, HARRISON, N. J.



The Most Trusted Name in Electronics



look to
Xcelite for
the best in
pliers & snips, too

LONG NOSE AND
DIAGONAL PLIERS

CHAIN NOSE ELECTRICIAN'S
PLIERS

RADIO AND TV PLIERS

COMBINATION
SLIP JOINT PLIERS

NEEDLE NOSE PLIERS

SIDE CUTTING PLIERS

TRANSVERSE
CUTTING PLIERS

UTILITY PLIERS

ELECTRONIC SNIPS

Same professional quality as famous Xcelite screw drivers and nutdrivers. Forged alloy steel construction. Precision machined. Scientifically proportioned. Variety of sizes. All available with permanent, plastic coated Cushion Grip handles for extra working comfort (except slip joint models).



XCELITE INC. • 20 BANK ST., ORCHARD PARK, N. Y.
Send Catalog Sheet N664 on pliers and snips.

name _____
address _____
city _____ state & zone _____

CIRCLE NO. 35 ON READER SERVICE PAGE

LETTERS (Continued from page 8)

a 15-year-old student at the Daet Parochial School in Daet, and his science fair entry which won first prize. Eddie was stricken with polio at the age of three and fought a long hard battle to overcome physical handicaps.

The United States spends billions of dollars abroad to enhance its position, but sometimes the things which cost the least bring the greatest and most lasting returns. Copies of POPULAR ELECTRONICS, two to three months old, sell on the Manila newsstands for three to four pesos a copy. Considering that the average wage here is four pesos a day, the price of your magazine is quite high, but as many as fifty people get to read one copy.

EDMUND FORSYTHE
Putol Kawit, Cavite
Philippine Republic

Thanks for the clipping, Ed. Success stories, particularly about people who have had to overcome seemingly insurmountable handicaps, are most gratifying. All magazines have a certain amount of pass-along readership, but 50 is quite high. We can't help but feel that with the aid of skills gained from magazines such as ours, and science fair activities, a person's earning ability can be enhanced considerably.

PARTS PROCUREMENT PROBLEM SOLVED

You turned out to be my best friend in my hour of need by publishing the letter in your September, 1965, issue about the trouble I had



getting parts to build your projects. Many of your other readers responded by sending me very valuable parts. I sent them Turkish presents in return.

YUSUF TOLKUM
Bursa, Turkey

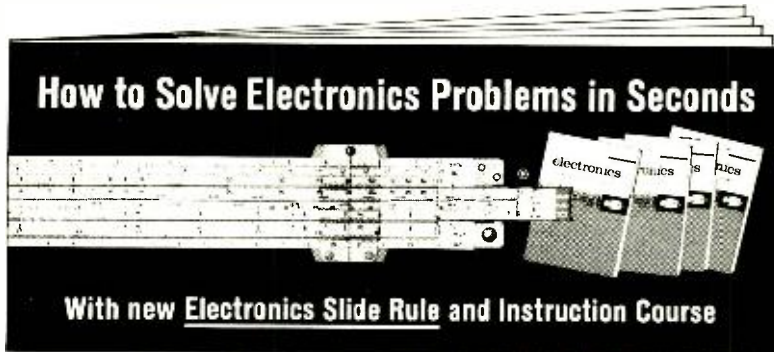
Glad it worked out okay for you, Yusuf.

HOW'S THAT AGAIN?

I see from the Letters in the June, 1966, issue that many readers still do not know the difference between "cycles" and "hertz." This is, of course, because cycles usually was used incorrectly—"cycles" for "cycles per second." Hertz cannot help but be used correctly. I also note that you, Mr. Letters Editor, have fallen into the common pitfall of confusing "imply" and "infer." Imply should be used for the active process, A implies B

Why solve electronics problems the old-fashioned pencil and paper way?

This free booklet shows a faster way.



IT JUST DOESN'T MAKE SENSE! A complicated calculation can be solved by a computer in milliseconds. But a relatively simple problem in reactance is usually worked out the old-fashioned pencil-and-paper way... and takes one or two minutes.

Now there is a better way. You can solve many electronics problems in 20 seconds or less without doing any figuring at all. Our exclusive new, specially-designed electronics slide rule does the figuring for you.

If you would like to learn more about this remarkable slide rule, we will send you without cost or obligation the 12-page illustrated booklet shown above. You will see close-ups of the new inverse "H" scale that solves resonant frequency problems... the special 2π scale you'll use for inductive or capacitive reactance problems... and the amazing Decimal Locator Scales that show *exactly* where to place the decimal point in your answers.

You'll also learn about the special 4-lesson home study course which accompanies the slide rule. This course teaches you to use the special scales so you can "whiz" through the toughest problems.

**Worth \$50 -
Costs Less Than \$25**

People in electronics tell us that our Slide Rule and Course is worth at least \$50. Yet we offer it for less than \$25. Why? Our reason is simple: we are looking for people in

electronics who are ambitious to improve their skills... and who know that this will require more training. If we can *attract* you with the low price of our slide rule and course—and *impress* you with its quality—you are more likely to consider Cleveland Institute of Electronics when you decide you could use more electronics training.

Meanwhile, we can help you right now, especially if your work involves reactance, resonance or inductance problems. Send today for the booklet about our Electronics Slide Rule and Course. It costs you nothing. And it can open your eyes to what *Radio-Electronics* called "a whole new era in quick calculations."

JUST MAIL COUPON for this free booklet. Or just send your name and address on a postcard to the address below.

Acclaimed by Editors, Educators
"It opens a whole new era of quick calculations. Even if you never had a slide rule in your hands before, the four-lesson AUTO-PROGRAMMED™ instruction course leads you from simple calculations right through resonance and reactance problems with hardly a hitch."

WAYNE LEMONS,
Radio-Electronics

"Why didn't someone think of this before? ... the slide rule saved me time the very first day. The 'refresher' course is a marvel of clarity. I couldn't help being amazed at how many standard formula functions I was performing the hard way."

OLIVER P. FERRELL, Editor,
Popular Electronics

"I was intrigued by the 'quickie' electronics problem solutions. The special scales should be of decided value to any technician or engineer. Your slide rule is a natural."

JOSEPH J. DeFRANCE,
Head of Electrical Technology Dept.,
New York City Community College

CIE Cleveland Institute of Electronics
1776 E. 17th St., Dept. PE-123, Cleveland, Ohio 44114

Cleveland Institute of Electronics
1776 East 17th Street, Cleveland, Ohio 44114

Please send me without charge or obligation your booklet describing the CIE Electronics Slide Rule and Instruction Course. **ALSO FREE** if I act at once: a handy pocket-size Electronics Data Guide.

Name _____ (please print)

Address _____

City _____ State _____ Zip _____



Accredited Member National Home Study Council
A Leader in Electronics Training... Since 1934

PE-123

CIRCLE NO. 41 ON READER SERVICE PAGE

enter now!!!
SIMPSON 260® VOM
APPLICATIONS CONTEST



Grand Prize: One week at the famous Tropicana in Las Vegas.
Other Prizes: A Cool-Proof VOM a month, for six months.
 Diode Meter Protectors for all entrants:

Send in your ORIGINAL test application for Simpson's famous 260 VOM . . . an application NOT ALREADY described in our new book, "1001 Uses for the 260 . . ." Copies available from your Electronic Distributor; list price, \$1.00. He also has entry rules. Contest ends December 31, 1966.

SIMPSON ELECTRIC COMPANY
 5285 W. Kinzie, Chicago, Ill. 60644

The Heart of your



Radio is
Its



INSIST ON

CQC*

* Controlled Quality Crystals available only from Texas Crystals dealers. Extensive precision testing throughout manufacture enables Texas Crystals to unconditionally guarantee their frequency control crystals. Use of Texas Crystals in space program and by other governmental agencies is evidence of the quality you can count on.

If your dealer can't supply your needs, send his name with your request for catalog to our plant nearest you.



TEXAS CRYSTALS

Division of Whitehall Electronics Corp.

1000 Crystal Drive
 Fort Myers, Fla. 33901
 Phone: 813-936-2109

4117 W. Jefferson Blvd.
 Los Angeles, Calif. 90016
 Phone: 213-731-2258

CIRCLE NO. 31 ON READER SERVICE PAGE

LETTERS (Continued from page 10)

(to C), while infer is the passive process, C infers that A meant B. That is, imply is used by or of the originator, infer by or of the recipient of some statement. So that you should have said, "the 'old' frequency designers did imply cps." Hertz does not imply (you said infer) "per second," it explicitly means "per second," by definition. I hope that the next time you use imply or infer you will have firmly in mind the distinction between them.

PHILIP N. BRIDGES
 Ashton, Md.

Philip, the next time we will neither infer nor imply; we will just say what we mean.

P.E. IN BORNEO

I am at present fighting in the jungles of Borneo. Perhaps the fact that I still read your magazine regularly proves I am an Electronics Enthusiast? I do not get much time for operating/buying/building but I manage as best I can. Have been buying and enjoying POPULAR ELECTRONICS regularly since 1958. Keep up your high standards!

L. R. SIMPSON, Lt. R.A.
 c/o GPO, London, England

FOREIGN-LANGUAGE BROADCASTS

I was pleased to see the schedule of foreign-language broadcasts in the June issue. I hope that you will see fit to continue this



service. The column will be especially helpful to those of us who are interested in increasing our language proficiency.

VERNON F. RAAEN, W4YGI
 Oak Ridge, Tenn.

The listing of foreign-language broadcasts schedules is a very useful addition to your DX department.

WARREN MEINHARDT, WPE9HXV
 Champaign, Ill.

Keep up "Foreign-Language Broadcasts to N.A.!"

M. T. MORRIS, WPE5PE
 Tyler, Texas

It looks like the foreign-language broadcast schedule is a hit—the above responses are typical of the many postcards and letters we have received. Therefore, we will continue to run this feature from time to time. Our thanks to all those who wrote in about it.

-30-

CIRCLE NO. 24 ON READER SERVICE PAGE →

The ideal base/mobile combination for CB radio

FOR BASE STATIONS where
117 V 60 cycle AC current is available...



The Low-Cost RCA Mark VIII and Mark NINE

- 9 crystal-controlled transmit and receive channels.
- Tunable receiver for reception of 23 C-B channels; dial marked in both channel numbers and frequency.
- Exceptionally good voice reproduction.
- Highly selective superheterodyne receiver with one RF and two IF amplifier stages.
- Electronic switching—no relay noise or chatter.
- Illuminated "working channel" feature.
- Light and compact—only 3¼ inches high, weighs only 9 pounds with mike.
- Improved Automatic Noise Limiter.


Plus these EXTRA features in the Mark NINE

- Combination "S" Meter and relative RF Output Meter (indicates the relative strength of incoming signal) and Relative RF Output Meter (indicates relative strength of signal being transmitted).
- Spotting Switch. Permits precise manual tuning of receiver without use of receiver crystals.
- External Speaker Jack. Lets you connect an external speaker to set, so that incoming calls can be heard in remote locations.

Mark VIII: \$99.95*

Mark NINE: \$114.50*

FOR MOBILE UNITS where low
power consumption is important...



The all-solid-state MARK 10

- All silicon transistors assure low power consumption, dependable communications at temperatures from -23° to +130° F.
- Compact, lightweight. Fits easily under dash of any car or truck. Only 3¼" high, 5¾" deep, 8½" wide. Weighs less than 4½ pounds.
- 12 crystal-controlled transmit and receive channels with illuminated channel selector.
- Combination "S" Meter and relative RF Output Meter.
- Operates from 12-volts DC power source (positive or negative ground).
- Crystal-controlled double conversion, superheterodyne receiver provides frequency accuracies greater than 0.004%.
- Separate AGC amplifier eliminates blasting and overloading, minimizes fading.
- Six-stage IF bandpass filter for maximum selectivity without ringing.
- Low-distortion, series-type noise limiter with automatic threshold adjustment.
- Receiver power regulated for maximum stability.
- Acoustically designed cabinet with audio characteristics shaped for maximum intelligibility.
- External speaker jack (de-activates internal speaker).

Mark 10: \$189.95*

*Optional distributor resale price.

See them at your Authorized
RCA CB Radio Distributor.
Look for stores
displaying this symbol.



RCA ELECTRONIC COMPONENTS AND DEVICES, HARRISON, N. J.

The Most Trusted Name in Electronics

SHURE MICROPHONES

for maximum voice punch!

BASE STATIONS



ALL-NEW...
ADJUSTABLE
HEIGHT

Model

444

for Ham and
CB Use

Gets the message through where other mikes can't. "Shaped" frequency response cuts off below 300 cps, above 3000 cps—with specially developed "rising" characteristic from 1000 to 3000... cuts through QRM, assures top intelligibility and maximum range. Touch-to-talk switch (with built-in switch provision for instant change to VOX or normal operation). Adjustable height stand minimizes operator fatigue. Dozens of other features. Only \$25.50 net.

MOBILES



FOR
"SOLID"
10-4's

Model

201

for CB Use

The low-cost hand-microphone with the "pro" features. "Shaped" response curve patterned after professional mobile and SSB amateur response curves. Virtually indestructible "Armo-Dur" case... shock-, corrosion-, and weather-proof. Long-life switch guaranteed full year. Kink-proof, peel-proof cord. "Lifetime" hang-up bracket. Only \$10.80 net.

**NEW!
MODEL
202**

LOW COST NOISE-CANCELLING MICROPHONE

Similar in outward appearance, size and construction to the Shure 201 (above)—but offers superior noise discrimination for crisp, clear, natural voice reproduction in applications with high background noise. Only \$12.00 net.

LITERATURE: SHURE BROTHERS, INC., 222 HARTREY AVE., EVANSTON, ILL.
CIRCLE NO. 27 ON READER SERVICE PAGE

POPULAR ELECTRONICS

POPULAR ELECTRONICS

READER SERVICE PAGE

**You can get
additional information promptly
concerning
products advertised or mentioned
editorially
in this issue**

1

Circle the number on the coupon below which corresponds to the key number at the bottom of the advertisement or is incorporated in the editorial mention that interests you.

2

Mail the coupon to the address indicated below.

3

Please use this address only for Product Service requests.

**POPULAR ELECTRONICS
P. O. BOX 8391
PHILADELPHIA, PA. 19101**

Please send me additional information about the products whose code numbers I have circled

1 2 3 4 5 6 7 8 9 10 11 12 13 14 15 16 17 18 19 20 21 22 23 24 25
26 27 28 29 30 31 32 33 34 35 36 37 38 39 40 41 42 43 44 45 46 47 48 49 50
51 52 53 54 55 56 57 58 59 60 61 62 63 64 65 66 67 68 69 70 71 72 73 74 75
76 77 78 79 80 81 82 83 84 85 86 87 88 89 90 91 92 93 94 95 96 97 98 99 100

NAME (Print clearly) _____

ADDRESS _____

CITY _____ **STATE** _____ **ZIP CODE** _____

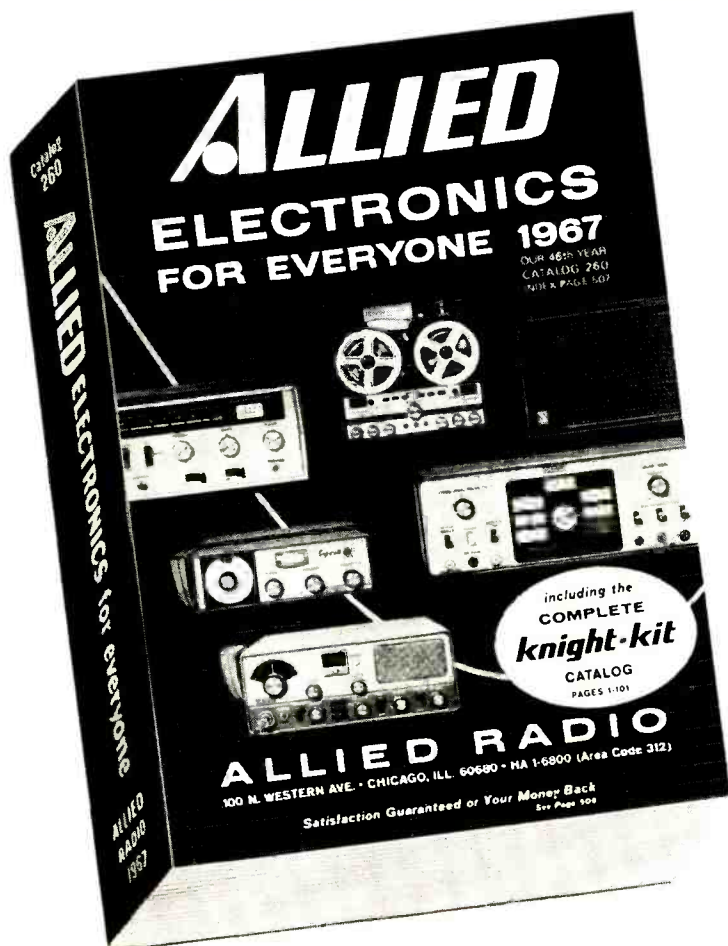
VOID AFTER SEPTEMBER 30, 1966

8

FREE

MAIL
CARD
NOW!

NEW 1967 ALLIED CATALOG



514 Pages
of top savings
on the best
in electronics
for everyone . . .

- Famous Knight-Kits
- Tape Recorders & Tape
- CB 2-Way Gear
- Walkie-talkies
- FM-AM & AM Radios
- Short-Wave Radios
- Portable TV
- Phonographs
- Amateur Gear
- Intercoms & P.A.
- Automotive Electronics
- Test Instruments
- TV Antennas & Tubes
- Power Tools, Hardware
- Tubes, Transistors
- Parts, Batteries, Books

ALLIED RADIO

WORLD'S LARGEST ELECTRONICS HEADQUARTERS

MAIL
CARD
NOW!

NEW 1967 ALLIED CATALOG

See everything new in electronics . . . featured first at Allied, the world's largest electronics headquarters!

New! for the audiophile . . .



Knight-Kit® Deluxe Stereo FM-AM Tuner. Easy-to-build solid-state design.

New! for the ham operator...



Knight-Kit® 6-Meter Amateur Transceiver with universal solid-state power supply.

New! for the serviceman . . .



Knight-Kit® Portable Solid-State Color/Bar Pattern Generator. A top value!

New! for the CB user . . .



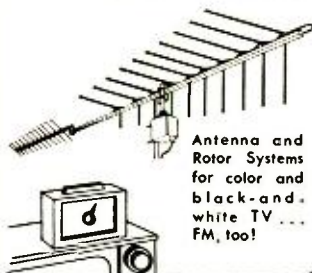
KNIGHT® 2-Way Radio. Compact solid-state design at amazingly low cost!

New! for everyone . . .



Ampex 6200HVR Home Video-tape Recorder. Make video-tapes at home!

New! for the TV and FM owner . . .



Antenna and Rotor Systems for color and black-and-white TV . . . FM, too!

Plus hundreds more new and exclusive items, and scores of special Allied values!

NO MONEY DOWN! 24 MONTHS TO PAY!

Enjoy the things you want now, while you take 24 months to pay for them on the convenient, easy-on-the-budget Allied Credit Fund Plan.

**P.O. Box 4398, Dept. 3-H
Chicago, Illinois 60680**

FREE!

Send for new 1967 ALLIED Catalog

ALLIED RADIO, Dept. 3-H
P.O. Box 4398, Chicago, Ill. 60680


Send FREE 1967 Allied Catalog

Name _____
PLEASE PRINT

Address _____

City _____ State _____ Zip _____

SELLING YOUR TRANSCEIVER? BUYING THAT AMPLIFIER?



The 400,000 Live Wires who buy POPULAR ELECTRONICS each month will make it worth your while to place a classified ad at the low personal rate of only 55¢ a word.

This, the largest readership in its field in the world, offers the perfect market for making contacts. It's possible a great many of these readers are practically neighbors of yours, yet it is only through the medium of our classified columns that your mutual needs may be met.

Take advantage of our special personal rate of 55¢ a word (including name and address)

NO MINIMUM REQUIRED

a saving of 35¢ a word from our commercial rate of 90¢.

A small investment is sure to bring large results. Write your ad today and mail it with your payment, to:

Hal Cymes
Classified Advertising Manager
POPULAR ELECTRONICS
One Park Ave., New York, N. Y. 10016

OCTOBER ISSUE CLOSES AUGUST 1ST

ELECTRONICS LIBRARY

RCA TRANSISTOR MANUAL, SC-12

Chock full of useful information for anyone who has anything to do with transistors, the well-known RCA manual has now been expanded more than 20 percent over the preceding edition. It contains new easy-to-understand text on semiconductor devices and applications not previously covered, a "streamlined" data section with more extensive data on active transistors, up-to-date transistor selection charts, information on military-specification types and on mounting hardware, and a revised circuits section including descriptive write-ups of circuit functions and operation.

Published by Radio Corporation of America, Electronic Components and Devices, Harrison, N.J. 07029. Soft cover. 480 pages. \$1.50.

MODERN TECHNICAL WRITING Second Edition

by Theodore A. Sherman

Although this updated book covers several essential aspects of modern technical writing, it does not come to grips with the most important phase of the subject: how to prepare a technical manual to military specifications. Nor does it fully cover technical manuals prepared to commercial standards. But it does contain a wealth of information on grammar, reports (substantially enlarged over the first edition) and proposals (an entirely new chapter), and business correspondence, in addition to a general introduction to technical writing.

Published by Prentice-Hall, Inc., Englewood Cliffs, N. J. Hard cover. 418 pages. \$10.00.

KNOW YOUR SQUARE WAVE AND PULSE GENERATORS



by Robert G. Middleton

After explaining the basic principles of square-wave and pulse generation, this text describes—in step-by-step detail—the circuitry of various service- and laboratory-type instruments. Throughout the book there are examples of how to perform various tests with these instruments (square-wave testing of amplifiers, pulse-ringing tests on flybacks and yokes, etc.). In the final chapter, each section of a high-quality lab-type pulse generator is thoroughly analyzed with the aid of circuit diagrams and waveform illustrations.

Published by Howard W. Sams & Co., Inc., 4300 W. 62 St., Indianapolis, Ind. 46206. Soft cover. 144 pages. \$2.50.

—30—

How To Get A \$570 Stereo Recorder For \$400



3 Motors ... Solenoid Operated ... Die-cast Main-plate, Flywheel & Capstan Shaft Housing

All-Solid-State Electronics ... Record 4-Track, Stereo-Mono, Sound-On-Sound, Sound-With-Sound & Echo

Build The New Heathkit®/Magnecord® 1020!

You Save \$170!

Thanks to Heath, you can now save \$170 on the new Magnecord 1020 professional 4-Track Transistor Stereo Tape Recorder by building it yourself. And the only difference between this Heathkit version and the original is the \$170 you save (think of all the tape you can buy with that!)

Professional Recording Facilities

You can record "live" from microphones, or from auxiliary sources like tuners, phonographs, TV's, etc., and playback ... in 4-track stereo or mono at either 7½ or 3¼ ips. And you can make sound-on-sound, and sound-with-sound (mixing) recordings, or create interesting echo effects.

Professional Tape Transport

The tape transport is powered by 3 separate motors ... a hysteresis synchronous capstan motor for constant, accurate speed, and two split-capacitor types to drive the reels. And with the push button controls, you can change operation instantly with just a touch of a button. Compliance arms insure correct tape tension. The fail-safe brakes, tape gate and pressure roller are solenoid operated for instant, gentle stops. And when the tape runs out, an automatic switch shuts off all motors and retracts the pressure roller.

3 Professional Tape Heads

Selectable ¼ track ease, record and play. Removable shields afford double protection against external magnetic fields. Snap-mounted head covers provide easy access for cleaning and de-magnetizing. And for quick, accurate editing, there are center-line marks.

Other Professional Features

All parts mount on a thick, die-cast mainplate that won't warp, reduces wear, provides rigid support and alignment. Two V. U. meters for visual monitoring of signal levels from tape or source. Front panel inputs and outputs for microphones and headphones. Digital counter with push-button reset. Low impedance emitter-follower outputs deliver 500 millivolts or more to amplifier inputs. Individual gain controls for each channel. And a 21 transistor, 4 diode circuit for cool, instant operation, and long life.

Famous Heathkit Know-How Speeds Assembly

Simple step-by-step instructions and giant pictorials guide you every step of the way. And to make construction even easier, the connecting wires and shielded cables are pre-cut, stripped and marked ... even the connectors are installed where necessary; just plug them in! You just wire two circuit boards and mount the transport components. Total assembly time is around 25 hours!

Order yours now!

- Kit AD-16, deck & electronics, 45 lbs..... \$399.50
- ADA-16-1, walnut base, 8 lbs..... \$19.95
- ADA-16-2, adapter ring for cabinet or wall mount, 21 lbs..... \$4.75
- ADA-16-3, slides (combine with walnut base for tape drawer), 7 lbs..... \$9.95

FREE!

World's Largest Kit Catalog!

108 pages! Describe this and over 250 kits in stereo/hi-fi, color TV, organs, ham, test, CB, marine, home & hobby. Mail coupon, or write Heath Company, Benton Harbor, Michigan 49022.



HEATH COMPANY, Dept. 10-8
Benton Harbor, Michigan 49022

Enclosed is \$ _____, plus shipping.

Please send model (s) _____

Please send FREE Heathkit Catalog.

Name _____

Address _____

City _____ State _____ Zip _____

Prices & Specifications subject to change without notice. HF-193

CIRCLE NO. 12 ON READER SERVICE PAGE



NEW PRODUCTS

Additional information on products covered in this section is available from the manufacturers. Each new product is identified by a code number. To obtain further details on any of them, simply fill in and mail the coupon on page 15.

REFLECTED POWER METER

Styled to match the *Heath* SB-Series equipment, the new HM-15 reflected power meter enables the ham operator to obtain peak efficiency from his transmitting equipment. It can be used with transmitters having peak power outputs as high as 1 kW, and can be used throughout the wavelength range of 160 to 6 meters. The *Heath* HM-15 measures



standing-wave ratios (SWR) from 1:1 to over 3:1 on 50- or 75-ohm transmission lines. It is calibrated both in SWR and percent of reflected power.

Circle No. 75 on Reader Service Page 15

LOW-COST SPEAKERS

True high fidelity at budget prices is claimed for two 12" component loudspeakers, the MC12 and MT12, which *Electro-Voice* has added to its "Michigan" line. Both have a dual cone (as does the "Michigan" MC8 introduced some years ago), but the MT12 also has a ring diaphragm tweeter and annular horn for increased efficiency in the higher frequencies. Frequency response: 40 to 14,000 Hz for the MC12; 40 to 18,000 Hz for the MT12. Nominal impedance in each case is 8 ohms.

Circle No. 76 on Reader Service Page 15

AUTOMATIC BATTERY SELECTOR

Easily installed in about ten minutes, the "Sure Power Pack" by *Topaz, Inc.* protects the batteries in two-battery vehicles, boats, and aircraft. The transistorized unit keeps the primary battery and the auxiliary battery disconnected from each other when the engine is stopped, assuring no depletion of the primary battery by accessories connected to the auxiliary battery. As soon as the engine is started, both batteries are automatically

connected to the generator to bring them up to full charge. The "Sure Power Pack" is intended for 12-volt negative-ground vehicles only.

Circle No. 77 on Reader Service Page 15

SINE/SQUARE-WAVE GENERATOR

Both sine- and square-wave outputs are read from a one-scale frequency dial on the Model 636 dual-waveform generator which has been added to *Precise Electronics'* "Green Line" of test instruments. (The "Green Line" features front panels of easy-on-the-eyes green.) Model 636 provides a complete source of sine- and square-wave signals from 20 Hz to 200 kHz, for a wide range of audio and video testing, servicing, and experimental work. Other features include a smooth, dual-function output control; negligible distortion and high stability of sine-wave output; negligible square-wave tilt and fast rise time at all square-wave frequencies; and extensive shielding for minimum radiation pickup.



Circle No. 78 on Reader Service Page 15

HOME STEREO TAPE CARTRIDGE PLAYER

The new *Lear Jet* Stereo 8 tape cartridge player, Model HSA-900, works in conjunction with existing home stereo systems, utilizing the speakers, amplifiers, and audio controls of the system to produce full stereo playback. Employing the Stereo 8 eight-track continuous loop cartridge, the unit features completely automatic 8-track operation. Each Stereo 8 cartridge provides up to one hour and 20 minutes of continuous stereophonic music. Furnished with preamplifiers, the Model HSA-900 is a solid-state player (it incorporates 6 transistors and 3 diodes) and operates on standard 117-volt a.c.



Circle No. 79 on Reader Service Page 15

"PERSONAL POWER PACK"

You can go on that picnic and still see that crucial baseball game on TV—if you have a portable TV set, and a "Personal Power Pack" put out by the *Evide Industrial Marketing Division* of the Electric Storage Battery Company. Of course, the Power Pack can also be used for more mundane purposes.

new

HOWARD W. SAMS BOOKS

Current Bestsellers for Everyone in Electronics

Tube Substitution Handbook. 9th Ed. Includes hundreds of new substitutions; lists over 11,500 direct substitutions. Includes substitutions for receiving, picture tube, subminiature, industrial, and communications types. TUB-9 . . . \$1.50

ABC's of Citizens Band Radio. 2nd Ed. All you need to know about planning and setting up a CB 2-way radio system. Explains principles, functions, setup and operation, latest rules and regulations. ACR-2 . . . \$2.25

Second-Class Radiotelephone License Handbook. New 3rd edition; complete study course for elements I, II and III of the latest FCC exams. Helps you earn the license you need for two-way radio work. QAN-2 . . . \$4.75

Color TV Training Manual. 2nd Ed. Best guide for technicians preparing to service color TV. Detailed explanation of color principles, circuits, setup procedures, alignment, and troubleshooting; full-color illustrations. TVC-2 . . . \$5.95

Handbook of Electronic Tables & Formulas. New enlarged 2nd edition. Complete reference for all charts, math tables, formulas and laws, symbols, constants, and standards. Special color insert shows latest FCC frequency spectrum assignments. HTF-2 . . . \$3.95

Color TV Servicing Made Easy. Full explanation of color principles, circuitry, setup adjustments, and servicing of color TV sets. Takes the mystery out of servicing color TV. CSL-1 . . . \$3.25

Tape Recorders—How They Work. New 2nd edition. Fully explains principles of magnetic recording, various types of recorders, mechanisms and components, testing procedures, etc. Best reference on the subject. TRW-2 . . . \$3.95

101 Ways to Use Your VOM & VTVM. Shows you how to get the most from these popular instruments, how to make required connections, how to test properly, how to evaluate results. TEM-3 . . . \$2.00

ELECTRONIC CIRCUIT ACTION SERIES

Amazing new way to learn Basic Electronics through dynamic 4-Color diagrams!

Now—a great new series of practical books featuring a revolutionary new concept. Each volume employs unique color-flow diagrams to make the action of circuits crystal-clear. These 4-color diagrams open up the circuit so you clearly "see" and understand exactly what takes place electronically every moment of circuit action. Clear, step-by-step text explains each full-color illustration. There is nothing like this series to give you quick, complete understanding of circuit action.

- Amplifier Circuits BEA-2
- Oscillator Circuits BEO-2
- Detect. & Rect. Circuits BED-2
- Transistor Circuits BET-2
- Radio Circuits BER-2
- TV Sync & Deflec. Circuits BEV-2
- TV Video & Sound Circuits BEW-2

Each Volume Only \$3.25

SAVE \$380 WHEN YOU ORDER THE COMPLETE 7 VOLUME SET

BEP-70. All 7 volumes \$18.95 in slipcase, only



Computer Dictionary. Defines over 5000 terms and concepts. Valuable appendices include information on computer systems, applications, COBOL, FORTRAN, ALGOL, QUIKTRAN, etc. CDS-1 (softbound) . . . \$4.95 CDH-1 (hardbound) . . . \$6.95

Color TV Servicing Guide. Shows you how to troubleshoot color-TV receivers using author Middleton's famous system based on analysis of symptoms illustrated by full-color picture tube photos. Packed with valuable hints. SGC-1 . . . \$3.95

ABC's of Antennas. Explains basic theories of radio-wave transmission and reception, and fundamental principles of antenna design. Describes antenna types, uses, radiation characteristics. AAL-1 . . . \$1.95

Eliminating Engine Interference. Describes causes and cures of noise caused in mobile communications receivers by engine electrical systems. Shows how to eliminate noise at the source. EIL-1 . . . \$1.95

TV Servicing Guide by Symptoms. Quick-repair guide illustrates trouble symptoms as revealed by hundreds of picture-tube photos; shows troubleshooting procedure for repair of every circuit section. Over 100,000 copies sold. SGS-1 . . . \$2.00

How to Read Schematic Diagrams. Not only shows you how to read and interpret diagrams, but analyzes each component, its construction, and its circuit purpose and use. RSD-1 . . . \$2.25

Citizens Band Radio Handbook. New enlarged edition. Covers latest CB equipment and circuits, antenna systems, fixed and mobile installations, maintenance and repairs, FCC rules, etc. CBH-2 . . . \$3.50

Color TV Trouble Clues. Vol. 2. Field-tested guide to procedures for fast color TV receiver repair. Describes symptoms, troubleshooting techniques, proper use of test instruments. COL-2 . . . \$1.95

Transistor Ignition Systems Handbook. 2nd Ed. Clearly explains the principles, installation, troubleshooting, and maintenance of the revolutionary new transistor ignition systems for autos. IGS-2 . . . \$2.95

Transistor Etched-Circuit Projects. Teaches etched-circuit principles and construction. Includes unique, clip-out negatives—just follow the simple instructions to build 30 different and fascinating projects. TCK-1 . . . \$2.95

ABC's of Computers. Explains in simple terms how computers work and what they do. Covers analog and digital types; describes circuitry, memory devices, programming, etc. ABC-2 . . . \$2.50

HOWARD W. SAMS & CO., INC.

Order from your Sams Distributor today, or mail to Howard W. Sams & Co., Inc., 4300 W. 62nd Street, Indianapolis, Ind. 46206. Dept. PE-8

Send me the books I have circled at right. \$_____ (check) (money order) enclosed.

Name _____

Address _____

City _____ State _____ Zip _____

- TUB-9 SGS-1 BEO-2
- ACR-2 HTF-2 BED-2
- QAN-2 CSL-1 BET-2
- TVC-2 TRW-2 BER-2
- CDS-1 TEM-3 BEV-2
- CDH-1 RSD-1 BEW-2
- SGC-1 CBH-2 BEP-70
- AAL-1 COL-2 IGS-2
- EIL-1 BEA-2 TCK-1

Send FREE Sams Booklist

CIRCLE NO. 26 ON READER SERVICE PAGE


PRODUCTS (Continued from page 22)

such as powering tools and appliances. It consists of a 12-volt, sealed, maintenance-free lead-acid battery and an automatic charger in a stylish carrying case with adjustable shoulder strap.

Circle No. 80 on Reader Service Page 15

LOW-POWER AMPLIFIER

Wherever low-power output is desired, *Tru-tone Electronics'* Model 4P5C amplifier can be used. It is suitable for paging, background music, public address, stereo conversion, etc. Two inputs are provided with a switch arrangement for selecting either mike/tape/high-gain phono or radio-tuner/crystal-phono program sources. Outputs are for 8 ohms and 25- or 70-volt lines. The Model 4P5C employs one 12AX7 tube, one EL84, and two silicon rectifiers.



Circle No. 81 on Reader Service Page 15

CODE PRACTICE OSCILLATOR

A solid-state code practice oscillator is available from *Electronic Products Company* in three forms: completely wired; as a beginner's kit (circuit board only wired); and as an advanced kit (nothing wired). In all cases, a single earphone (15-ohm impedance) and two "D" cell batteries are furnished with the unit. The CPO can be operated with a speaker, a light, or high- or low-impedance phones. Its simplified two-transistor circuit has excellent stability from -40° F to $+150^{\circ}$ F.

Circle No. 82 on Reader Service Page 15

A.C.-D.C. BUZZER

Experimenters, hobbyists, or students might be interested in the Type 302 low-cost a.c.-d.c. buzzer announced by *Caringella Electronics*. The 302 can be used in a number of warning and signaling applications, as well as in games and toys. Operating voltage is 1.5 to 3 volts a.c. or d.c. Power can be furnished by flashlight batteries or taken from the center-tap of a 6.3-volt filament transformer winding. A booklet containing 20 different construction projects is provided with the buzzer.



Circle No. 83 on Reader Service Page 15


CONTROLLED-IMPEDANCE SPEAKER

Designed specifically for use with a solid-state amplifier, the S-8 air-suspension speaker system is the first in *H. H. Scott's* new CI (Controlled Impedance) Series to be announced. Rated at 8 ohms, the S-8 employs a 10" woofer of the air-suspension type and a 5" midrange/tweeter unit. The fact that the system maintains nearly constant impedance throughout its frequency range is claimed to insure optimum performance of the amplifier-speaker combination.

Circle No. 84 on Reader Service Page 15

SOLID-STATE POWER INVERTER

Boasting a capacity of 450 to 500 watts, the *Terado "Gemini"* Model 50-128 power inverter will change the regular storage battery current of your car or boat to 117 volts filtered a.c. The "Gemini" can operate soldering irons,



electric drills, lights (fluorescent or incandescent), portable TV sets, radios, hedge clippers, can openers, electric shavers, and what have you. Completely transistorized, it is housed in a heavy-gauge copper-clad case with carrying handle.

Circle No. 85 on Reader Service Page 15

COMMUNICATIONS HEADPHONE

Superelex Electronics Corp. has introduced a new communications headphone, the Model CO-S "Communicator." The lightweight unit consists of an adjustable covered headband, foam-filled, washable, replaceable ear cushions, and dynamic elements for clear, crisp reproduction of the entire communications range, plus a standard phone plug with a 7' 2-conductor cable. Frequency response is 100 to 10,000 hertz; impedance of the "Communicator," 4 to 16 ohms.

Circle No. 86 on Reader Service Page 15

CARDIOID MICROPHONE

Seven basic acoustical and functional features are incorporated in *Turner Microphone Company's* Model 777 "Jet Star." They are: (1) excellent noise rejection; (2) ease of usage, either hand-held or on a stand; (3) clearly marked rotary-type on-off switch; (4) rolled-off bass response; (5) rugged all-metal die-cast case; (6) wide-range frequency response; and (7) naturally low impedance (150 ohm only—balanced line).

Circle No. 87 on Reader Service Page 15

Faulty, fragile, filament failures.

Phooey.

Yes, phooey to filament failures and costly tube replacements. CB radios should be solid state to take the bumps and knocks of mobile use.

That's why *all* Amphenol Citizens Radios are solid state. We don't believe in thin filaments that heat up and short or snap. Or in fragile glass enclosures. Or in tubes at all, when transistors have

more than ten times the life and warm up instantly. That's why Amphenol has the broadest line of solid state equipment available today.

Take the new Spokesman 650 for example. This ten crystal-controlled channel receiver is complete with spot button, S and RF meter, squelch control, 23 channel RF tuner, solid state switching (no relay, making it possible to provide communications even at 25°F below zero), and most important, Amphenol dependability.

Remember, when you want the reliability of solid state circuitry, think of the industry's broadest line, Amphenol. See your local Amphenol distributor for more information on Amphenol solid state, and the Spokesman 650, or write us direct.



AMPHENOL DISTRIBUTOR DIVISION
AMPHENOL CORPORATION
2875 South 25th Avenue, Broadview, Illinois 60153

CIRCLE NO. 2 ON READER SERVICE PAGE

Discover all those places
you never knew existed!

Get more fun out of
flying with the new
**FLYING
TRAVELGUIDE**



The first really useful guide to flying vacations! Everything you need to know about: lodgings, restaurants, resorts, sightseeing, recreation, sports activities, airport facilities, children's fun, price information, special information for the gals.

Published by the editors of FLYING Magazine, the FLYING TRAVELGUIDE brings you complete information, organized into easy to follow form, that will make every flying trip a wonderful experience.

■ **Complete area descriptions!**

Airport facilities, nearby hotels, motels, resorts, restaurants, sightseeing highlights — complete with price information!

■ **Handy geographical breakdown!**

Listings are divided into 6 geographical sections, covering the U.S. and Bahamas!

■ **Quick-reference symbols!**

Listings show symbols denoting the type (and quality) of recreation and special interests at each area.

■ **Fun for the youngsters, too!**

Special listings of children's attractions.

■ **Special information for the Gals!**

Ideas on food and clothing suited to flying trips.

So, whether you own a plane, rent, or fly with others... the FLYING TRAVELGUIDE is for you! Don't miss out! Order your copy now!



**DELUXE LEATHERFLEX-
BOUND EDITION —**

\$3.00 Handsome and permanent. Keeps the FLYING TRAVELGUIDE neat and attractive even after constant use.

FILL IN AND MAIL THIS COUPON TODAY!

Ziff-Davis Service Division / Dept. FT
589 Broadway / New York, N.Y. 10012

Roger! Send my copy of FLYING's 1966 TRAVELGUIDE right away!

\$1.25 (plus 15¢ for shipping and handling, 25¢ outside U.S.A.) is enclosed. Send me the regular edition.

\$3.00 enclosed. Send me the Deluxe Leatherflex-Bound edition, postpaid. (Allow two extra weeks for delivery.)

NAME _____

ADDRESS _____ PE-86

CITY _____ STATE _____ ZIP _____
CODE _____

PAYMENT MUST BE ENCLOSED WITH ORDER.



**TIPS
&
TECHNIQUES**

**NEED A HELPER?
HIRE A TRANSFORMER!**

Got one of those old hermetically sealed type audio or power transformers sitting around doing nothing? Why not turn it into a versatile soldering iron stand and put it to work? Just turn the transformer over on its back and stick

a couple of alligator clips on opposite terminal lugs, as shown, soldering the clips securely. Employed as a stand, the transformer will hold your iron when it's not in use; serving as a helper, the clips on



the transformer will hold small parts during your soldering operations, and will even hold the solder for you while you solder. A small piece of felt glued to the bottom of the transformer will protect your workbench surface, and also keep the stand from slipping.

—Mark H. Bonham

**SWITCH PROTECTOR
MAY BE LIFE PROTECTOR**

Here's an accident-proof switch protector that'll keep you from leaning or brushing against an equipment switch you just can't afford to turn on—accidentally. Take a small



empty tin or plastic container—a salted peanut can, spray-paint can, or coffee can will do, and drill a hole the size of the switch shank through the bottom of the can. Remove the switch mounting nut and slip the can opening over the switch shank. Then replace

and tighten the nut. Now the switch can still be turned on and off—but never accidentally. For more drama, you can place a cover with a warning note on the can. —Charles C. Brock

**SOUPED-UP
TV CHEATER CORD**

If you service TV or hi-fi/stereo equipment in the home, you often need more light than

NEW! H.E.L.P.

FOR SALESMEN, HOUSEWIVES,
VACATIONERS, ETC.



CITI- FONE II

EMERGENCY CONVENIENCE

2-Way Radio
Communication ...



5 3/4" x 4 3/8" x 1 1/2" FITS IN GLOVE COMPARTMENT

CITI-FONE II is designed for use with your car radio and modification or dismounting of the radio is not required. The standard car antenna (with matching accessory) can be used.

\$49⁹⁵ Complete
with crystals
for one channel

SOLID STATE
9 transistors—2 diodes
5 watts input — 100%
modulation. Operates
directly from cars' 12
volt system.

TO BE USED
IN ACCORDANCE WITH PART 95 F. C. C. RULES AND REGULATIONS

Mail Today for Complete Information!



Please send further information on
"Citi-Fone II".

NAME _____
ADDRESS _____
CITY _____
STATE _____ ZONE _____

THE IDEAL
way to utilize your existing receiver for entertainment or for two-way radio communications with superior performance at a cost far below conventional units

ANOTHER FIRST for  21470 Coolidge
Oak Park, Michigan 48237

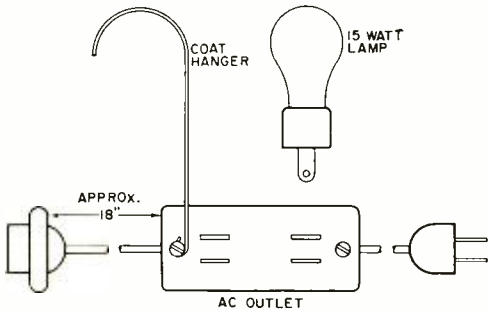
MULTI-ELMAC COMPANY

CIRCLE NO. 20 ON READER SERVICE PAGE

TIPS

(Continued from page 26)

is readily available. Here's a simple way to get as much as you need by converting your cheater cord to serve as a lamp socket while functioning also as a receptacle for your soldering iron. Install a duplex a.c. receptacle in the cord about 18 inches from the female terminal as shown. Then attach the hook




portion from a wire coat hanger to the receptacle. (You may have to heat the tip of the wire before it will bend to form a pigtail for mounting.) Now you can plug in a night light socket and a small bulb (7½ to 15 watts)—and your soldering iron, too.

—Homer L. Davidson

"GIVE ME A LEVER LONG ENOUGH . . . AND I'LL MOVE THE WORLD"

You may not need to move the world . . . but an extension lever on that hard-to-get-at



toggle switch can come in mighty handy in an emergency. A piece of rigid tubing—copper, brass, aluminum—or the sleeve from an old ballpoint pen slipped

over the switch lever will provide greater convenience when you're reaching for and throwing that switch in a hurry.

—Glen F. Stillwell

ELECTRIC TIMER TURNS OFF SOLDERING IRON

Ever forget to unplug that soldering iron before turning in for the night? You can prevent this from ever happening again—and also remove the possibility of a fire—by operating your soldering iron through an electric timer. If the timer cuts off before you're through, simply reset it again. If you forget to unplug the iron, the timer acts like a backup to turn it off for you.

—Wilfred Beaver

TELEX

...for the ultimate in private listening



PERSONAL TV LISTENER

Enjoy Television in private without disturbing others. Full rich sound through comfortable individual ear phones. Others don't hear a thing. Ideal for late night viewing or keeping house quiet during children's programs. With extra ear set® two can listen.



TELEX 1200

- Superior sensitivity and response
- Extra rugged and tamper proof
- Field serviceable
- Reinforced cord design with quick disconnect
- Available with or without microphone boom
- Dynamic microphone and speakers

FIRST CHOICE OF EXPERTS FOR:

Ham

Short Wave Listening

Citizens Band

Aircraft

Hi-Fi Stereo

Mobile Communications

Educational Systems

Industrial Communications



COMMUNICATIONS MICROPHONE

- Transistorized, noise-cancelling, dynamic
- Voice response characteristics proved superior by test
- Standard equipment on most new American aircraft
- Ideal for all communications
- Carbon noise-cancelling type also available. Both types FAA approved (TSO C58)

TELEX ACOUSTIC PRODUCTS


More Than 100 Telex Headsets, Microphones, Pillow Speakers and Private Listening Devices

are available. Write for descriptive literature today. Dept. 8H

3054 Excelsior Boulevard, Minneapolis, Minn. 55416

CIRCLE NO. 30 ON READER SERVICE PAGE

the International MO-23 citizens radio transceiver hides...



under the dash in the console in the glove compartment

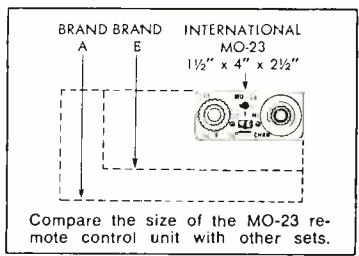

The MO-23 remote control unit is so small it will rest on the palm of your hand (1½" H x 4" W x 2½" D). You can install the MO-23 under the car dash . . . in the glove or console compartment. Compare this versatile mobile two-way radio with other makes. See for yourself how little space this unit really requires. Technically speaking, the MO-23 combines the best advantages of tubes and silicon transistors.

CHECK THESE FEATURES:

- 23 Crystal Controlled Channels
- Miniature Solid State Remote Control
- Illuminated Channel Selector
- Transmit/Receive Trunk Unit
- Transistor Power Supply

Ask your dealer to show you the International MO-23. We think it's a great new transceiver. You will too!

**WATCH FOR INTERNATIONAL "FLYING SHOWROOM '66".
WELCOME ABOARD!**



FCC Citizens Radio license required. All use must conform with Part 95, FCC Rules and Regulations.



CRYSTAL MFG. CO., INC.
18 ND LEE · OKLA CITY, OKLA 73102

CIRCLE NO. 15 ON READER SERVICE PAGE

BECOME A RADIO TECHNICIAN

For ONLY \$26.95

BUILD 20 RADIO CIRCUITS AT HOME

with the New
Progressive Radio "Edu-Kit"®
ALL Guaranteed to Work!

only
\$26.95
Reg. U.S.
Pat. Off.



A COMPLETE HOME RADIO COURSE

BUILD

- 12 RECEIVERS
- 3 TRANSMITTERS
- SIGNAL TRACER
- SIGNAL INJECTOR
- CODE OSCILLATOR
- SQ. WAVE GENERATOR
- AMPLIFIER

- No Knowledge of Radio Necessary
- No Additional Parts or Tools needed Training Electronics Technicians Since 1946
- Excellent Background for TV

FREE SET OF TOOLS, PLIERS-CUTTERS, TESTER, SOLDERING IRON.

WHAT THE "EDU-KIT" OFFERS YOU

The "Edu-Kit" offers you an outstanding PRACTICAL HOME RADIO COURSE at a rock-bottom price. You will learn radio theory, construction and servicing. You will learn how to build radios, using real schematics; how to solder and wire in a professional manner; how to service and trouble-shoot radios. You will learn how to work with punched metal chassis as well as the new Printed Circuit kits. You will learn the principles of RF and AF amplifiers and oscillators, detectors, rectifiers, test equipment. You will learn and practice code, using the Progressive Code Oscillator. You will build 20 Receiver, Transmitter, Code Oscillator, Signal Tracer, Square Wave Generator, Amplifier and Signal Injector circuits, and learn how to operate them. You will receive an excellent background for TV in brief, you will receive a basic education in Electronics and Radio, worth many times the small price you pay, only \$26.95 complete.

PROGRESSIVE TEACHING METHOD

The Progressive Radio "Edu-Kit" is the foremost educational radio kit in the world, and is universally accepted as the standard in the field of electronics training. The "Edu-Kit" uses the modern educational principle of "Learn by Doing." You begin by building a simple radio, gradually in a progressive manner, and at your own rate. You construct more advanced multi-tube radio circuits, learn more advanced theory and techniques, and do work like a professional radio technician. These circuits operate on your regular AC or DC house current.

THE "EDU-KIT" IS COMPLETE

You will receive all parts and instructions necessary to build 20 different radio and electronic circuits, each guaranteed to operate. Our kits contain tubes, tube sockets, variable, electrolytic, mica, ceramic and paper dielectric condensers, resistors, tie strips, coils, hardware, punched metal chassis, instruction manuals, hookup wire, solder, selenium rectifiers, volume controls, switches, etc. In addition, you receive Printed Circuit materials, including Printed Circuit Chassis, special tube sockets, hardware and instructions. You also receive a useful set of tools, pliers-cutters, professional soldering iron, and a square-wave generator, dynamic Radio and Electronics Tester. The "Edu-Kit" also includes Code Instructions and the Progressive Code Oscillator. You will also receive working with the Progressive Signal Tracer and the Progressive Signal Injector, a High Fidelity Guide, FCC Amateur License Training, and a Quiz Book.

All parts, components, etc., of the "Edu-Kit" are 100% unconditionally guaranteed, brand new, carefully selected, tested and matched. Everything is yours to keep. The complete price of this practical home Radio and Electronics course is only \$26.95.

TROUBLE-SHOOTING LESSONS

You will learn to trouble-shoot and service radios, using the professional Signal Tracer, the unique Signal Injector, and the dynamic Radio and Electronics Tester. Our Consultation Service will help you with any technical problems.

FREE EXTRAS

- Set of Tools • Radio Book • Radio and Electronics Tester • Electric Soldering Iron • Pliers-Cutters • Tester Instruction Book • Hi-Fi Book • TV Book • Quiz Book • Membership in Radio-TV Club • Consultation • FCC Amateur License Training • Printed Circuitry • Certificate of Merit • Valuable Discount Card

UNCONDITIONAL MONEY-BACK GUARANTEE

ORDER FROM AD—RECEIVE FREE BONUS RADIO & TV PARTS JACKPOT WORTH \$18

- "Edu-Kit" Postpaid. Enclosed full payment of \$26.95.
- "Edu-Kit" C.O.D. I will pay \$26.95 plus postage.
- Send me FREE additional information describing "Edu-Kit."

Name.....

Address.....

PROGRESSIVE "EDU-KITS" INC.

1186 Broadway Dept. 665D Hewlett, N. Y. 11557

CIRCLE NO. 23 ON READER SERVICE PAGE



OPERATION ASSIST

Through this column we try to make it possible for readers needing information on outdated, obscure, and unusual radio-electronics gear to get help from other P.E. readers. Here's how it works: Check the list below. If you can help anyone with a schematic or other information, write him directly—he'll appreciate it. If you need help, send a postcard to Operation Assist, POPULAR ELECTRONICS, One Park Avenue, New York, N.Y. 10016. Give maker's name, model number, year of manufacture, bands covered, tubes used, etc. State specifically what you want, i.e., schematic, source for parts, etc. Be sure to print or type everything legibly, including your name and address. Because we get so many inquiries, none of them can be acknowledged. POPULAR ELECTRONICS reserves the right to publish only those items not available from normal sources.

Atwater Kent Model 20 receiver, ser. 225995, circa 1928; tunes BC; has 5-01A tubes. Schematic and information on battery connections needed. (Charles T. Kelly, P.O. Box 4030, Yuma, Ariz.)

Leardo Model AMR-12C receiver, ser. 3; tunes 2800 to 6700 kHz. Schematic and operating manual needed. (Gordon Cheesman, 114 Leominster Rd., Lunenburg, Mass. 01462)

Clark Model PA-30 amplifier. Schematic needed. (Ed Hajek, 155 N. Hickory St., Platteville, Wis. 53818)

RCA "Radiola 18" receiver, Model AR-936, circa 1920; tunes 550 to 1400 kHz; has 7 tubes. Schematic, operating manual and source for parts needed. (R.L. Faulkner, 122 Owen Ave., Lansdowne, Pa. 19050)

Hickok Model OBQ-1 VTM, circa 1950. Schematic and operating manual and 8-44 meter needed. Book entitled "Coils" by Russell Summerville, published by "73" magazine, Peterborough, N.H., wanted. (Robert T. Kohler, 11449 W. Hidalgo St., Rt. #1, Box 132C, Tolleason, Ariz. 85353)

BC-441B transceiver, made by Hallicrafters; tunes between 160 and 80 meters. Schematic needed. (James W. Winney, 2d Lt., CAP, 2220 Park Ave., Lincoln, Nebr.)

TIX-882 field-effect transistor made by Texas Instruments needed. (Frank Tyro, Box 50, Ronan, Mont.)

Zenith receiver, ser. S 537723; tunes 1.5 MHz to 18 MHz and BC on 3 bands; has 12 tubes. Schematic and technical data needed. (Billy Adams, Lake Bronson, Minn.)

King Model 80 receiver, ser. 2334. Schematic and source for parts needed. (Stanley Bazylar, 8477 11 Mile Rd., Warren, Mich. 48093)

Silver Model 906 signal generator. Schematic and parts list needed. (Richard Fry, Box 104, E. Orwell, Ohio 44034)

Khun Model 316C audio equalizer. Schematic and operating manual needed. (Doug Hewitt, 11511 Gravelly Lake Dr., Tacoma, Wash. 98499)

TCK-4 transmitter and rectifier power unit, surplus, ser. 676. Schematic and operating manual needed. (Ronald Fick, 1903 Hart Ave., Dodge City, Kan. 67801)

Majestic receiver, ser. D 32020, type 10M792; tunes s.w.; has 7 tubes. Schematic needed. (J. René Paré, 31 De Gaspé, Quebec 3, P.Q., Canada)

EICO Model 470 oscilloscope. Operating manual and trouble-shooting information needed. (Walter Burgwin, 217 Martha Pl., Ashtabula, Ohio 44004)

(Continued on page 32)



Where the action is you'll find the hot new . . .
Hallicrafters CB-20 "Reacter"—\$99.95!

Yours today—the ruggedest, cleanest, most powerful basic CB transceiver that ever rode the range!

You get Hallicrafters' field-proven, solid-state design—compact, fool-proof. You get high-order modulation, superb sensitivity and built-in noise suppression. You get five-channel convenience.

In short—you get performance equal to that of equipment more than double the price.

*Get the full story from your
Hallicrafters authorized
CB outlet today!*



Quality through craftsmanship is the whole idea at **hallicrafters**

Export: International Division,
Canada: Available through Gould Sales Co.

5th & Kostner Aves., Chicago, Ill. 60624

GET ACTION

WITH  PRECISION
MADE, POPULAR PRICED CB
UNITS!

CITI-FONE SS • FULL 23 CHANNEL SS • Dual Tuning • Illuminated Meter and Channel Selector • 3-Stage Preamp • 2-Stage Preamp • Electronic Switching • Transistorized "Noise Immune" Squelch • Complete with Crystals for 1 Channel



Triple Tuned RF • AC/DC • "Noise Immune" Squelch • Double Tuned IF's • Compact 8" x 11" x 4 1/2"

\$169⁵⁰
Ready to Operate

CITI-FONE 99 • 8 CHANNEL OPERATION • AC/DC • Illuminated "S" Meter • Delayed AVC • Transistorized "Noise Immune" Squelch • Complete with Crystals for 1 Channel



2-Stage Preamp • Electronic Switching • Transistorized "Noise Immune" Squelch • Complete with Crystals for 1 Channel

\$99⁹⁵
Ready to Operate

WRITE,
WIRE OR
PHONE TODAY FOR
COMPLETE INFORMATION

MULTI-ELMAC COMPANY

21470 COOLIDGE HIGHWAY OAK PARK 37, MICH.

Citi-Fone SS

Citi-Fone 99

Name

Address

City Zone State

CIRCLE NO. 21 ON READER SERVICE PAGE

ASSIST

(Continued from page 30)

Hickok Model 51X multimeter, circa 1940. Operating manual and tube charts needed. **American Bosch** Model 20J receiver. Schematic needed. (John Roman, 690 Ware St., Palmer, Mass. 01069)

Webster-Chicago Model 180-1 wire recorder, circa 1940; has 5 tubes. Recording wire. .0036" stainless steel. needed. (David Osier, Box 5, Clearlake, Wash. 98235)

Zenith Model 12S267 receiver; tunes BC, s.w. and l.w.; has 12 tubes and cathode "eye." Set with or without cabinet, schematic, and operating manual wanted. (L. Waren, 208 W. Benton Ave., Naperville, Ill. 60540)

Philco Model 070 signal generator. Schematic needed. (Haisey Kudebeh, 27512 Linda Vista, Barstow, Calif.)

Webcor Model EP-2404 tape recorder. Schematic and motor needed. (Lester Young, Jr., Rt. 8, Johnson City, Tenn. 37601)

Zenith "Transoceanic" receiver, Model 49C2668-343016, circa 1949; tunes BC and s.w. on 6 bands; has 5 tubes. Schematic and operating manual needed. (Bill Jacobus, 3966 Grosvenor Rd., Cleveland, Ohio 44118)

Fairbanks Morse receiver, chassis 8A, circa 1940; tunes 550 kHz to 50 MHz; has 8 tubes. Schematic, parts list, operating manual, cabinet, and knobs needed.

Triangle Electric Model 1010 receiver; tunes 550 kHz to 30 MHz on 3 bands; has 10 tubes. Schematic, parts list, operating manual, and knobs needed. (L. D. Smith, 254 N. Smart St., Greenwood, Ind. 46142)

Regency Model ATC-1 short-wave converter. **Lysco** Model 381 converter. Schematics and operating manuals needed. (Stan Putra, 1129 Lawndale, Racine, Wis. 53103)

E.C.C. (British) Model 951A receiver; tunes 9085 kHz; has one 3Q4 tube. Schematic and operating manual needed. (Allen Molyneux, Box 206, Pinedale, Wyo. 82941)

Atwater Kent Model 40 receiver, ser. 2966358; tunes BC. Schematic and power supply needed. (James Andrews, 3704 Avondale Dr., Ft. Wayne, Ind. 46806)

Silvertone 20" TV receiver, circa 1950. Schematic and operating manual needed. (Gordon Pratt, 4131 N. 44 Pl., Phoenix, Ariz. 85018)

Seeburg "Master" amplifier, type MA1-L6; 117 volts, 60 cycles; has 5 tubes. (Verl E. Dennis, Brandonville, W. Va.)

Temco Model 75GA transmitter, circa 1946. Schematic and all other technical data needed. (Joseph W. Morgan, 10691 Ramney Ave., Garden Grove, Calif. 92640)

RCA Model 6-C-5 clock radio, ser. U-047295; tunes 540 to 1600 kHz; 115 volts a.c., 60 cycles, 35 watts. Schematic needed. (Alan Atchison, 5231 N.E. 19 Ave., Fort Lauderdale, Fla. 33308)

T4/FRC transmitter made by Aircraft Accessories Corp.; tunes 1.8 to 30 MHz. Schematic and operating manual needed. (W. Barry Newsome, 2001 Kirly Rd., Falls Church, Va. 22043)

Atwater Kent Model 55 receiver. Schematic and source for tubes needed. (E. A. Armstrong, 1300 E. 8, Apt. N-1, Odessa, Tex.)

Simpson Model 266 VTVM, circa 1958. Schematic and operating manual needed. (Frank J. Longobardi, 2001 W. Orangethorpe Ave., Fullerton, Calif. 92633)

RAX-1 receiver, surplus, type CG-16116, circa 1945; tunes 1.5 to 9.0 MHz. **Browning** Model RJ-20A tuner; 105 to 125 volts, 60 cycles, 80 watts. Schematics needed.

Supreme Model 589 tube and battery tester. Schematic and parts list needed. (Glen H. Spain, 227 Suffolk Dr., Tucson, Ariz. 85704)

Hallcrafters Model S-77A receiver; tunes CW on 4 bands; has 9 tubes. Schematic and alignment data needed. (Jim Carrig, Box 57, Limeridge, Wis. 53942)

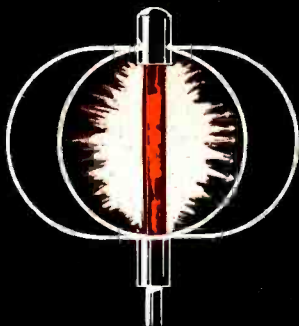
Philco Model 16 receiver, circa 1940; tunes 530 kHz to 23 MHz on 5 bands; has 11 tubes. Schematic and tone control needed. (Michael Winkler, 315 Russet Ln., Highland Park, Ill. 60035)

Atwater Kent Model 20 receiver, ser. 301575, circa 1928; has 5 tubes. Schematic and battery voltage data needed. (Henry G. Rotklein, 2605 Huntleigh Dr., Oklahoma City, Okla. 73120)

Zenith Model 9-S-365 receiver. Schematic and operating manual needed. (Larry Young, 8 Janice Ln., Stoneham, Mass. 02180)

(Continued on page 38)

A bunch of us
were sitting around
trying to come up
with a really big new
idea in citizens band
base station antennas,
when suddenly . . .
a light went on!



Meet the **Speakin' Beacon**
—totally new idea in CB
base antennas from the idea
people!

Model M-148 CO-AX OMNI
ANTENNA WITH
**VISUAL RF OUTPUT
INDICATOR!**

Lights up when you transmit! Here's a tremendously effective and rugged base antenna for all the range and performance you need, built to the highest quality standards in the industry—but with a sensational new feature never before available on a communications antenna.

Up topside, built right into the famous field-proven A/S "STATI-LIGHT BALL," there's a permanent-circuit neon light. Push to transmit—it *lights up*, triggered instantaneously by the keying of your microphone, visibly verifies your RF power output! Also helps to guide mobiles visually to your 10-20.

CB net price: \$29.95



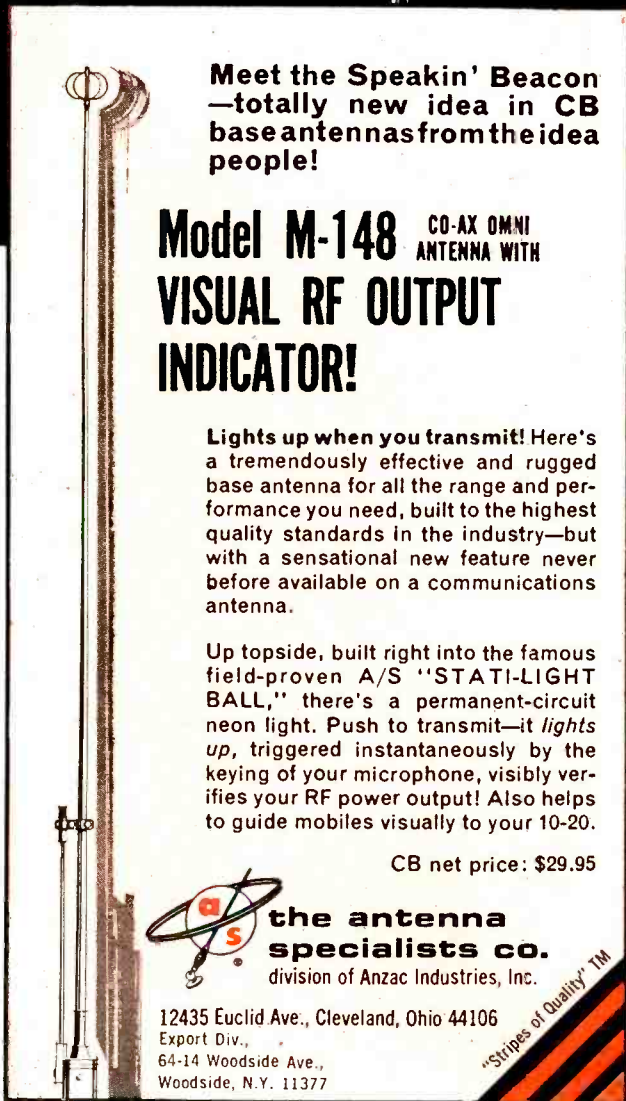
**the antenna
specialists co.**

division of Anzac Industries, Inc.

12435 Euclid Ave., Cleveland, Ohio 44106
Export Div.,
64-14 Woodside Ave.,
Woodside, N.Y. 11377

"Stripes of Quality"™

- Neon light works on RF energy — no separate electrical connection!
- Stati-light ball dissipates static electricity, minimizes noise.
- Beautiful, brawny polished aluminum construction—built to withstand 90 MPH winds!
- Efficient co-axial design. No horizontal radials needed — easily installs anywhere you can mount a vertical pipe!
- Exceptionally low angle of radiation — maximum talk power down where you want it!
- Gamma matched — very low VSWR!
- Built-in lightning protector!



CIRCLE NO. 3 ON READER SERVICE PAGE

You can earn more money if you get an FCC License

...and here's our famous CIE warranty that you will get your license if you study with us at home

NOT SATISFIED with your present income? The most practical thing you can do about it is "bone up" on your electronics, pass the FCC exam, and get your Government license.

The demand for licensed men is enormous. Ten years ago there were about 100,000 licensed communications stations, including those for police and fire departments, airlines, the merchant marine, pipelines, telephone companies, taxicabs, railroads, trucking firms, delivery services, and so on.

Today there are over a million such stations on the air, and the number is growing constantly. And according to Federal law, no one is permitted to operate or service such equipment without a Commercial FCC License or without being under the direct supervision of a licensed operator.

This has resulted in a gold mine of new business for licensed service technicians. A typical mobile radio service contract pays an average of about \$100 a month. It's possible for one trained technician to maintain eight to ten such mobile systems. Some men cover as many as fifteen systems, each with perhaps a dozen units.

Coming Impact of UHF

This demand for licensed operators and service technicians will be boosted again in the next 5 years by the mushrooming of UHF television. To the 500 or so VHF television stations now in operation, several times that many UHF stations may be added by the licensing of UHF channels and the sale of 10 million all-channel sets per year.

Opportunities in Plants

And there are other exciting opportunities in aerospace industries, electronics manufacturers, telephone companies, and plants operated by electronic automation. Inside industrial plants like these, it's the licensed technician who is always considered first for promotion and in-plant training programs. The reason is simple. Passing the Federal government's FCC exam and get-

ting your license is widely accepted proof that you know the fundamentals of electronics.

So why doesn't everybody who "tinkers" with electronic components get an FCC License and start cleaning up?

The answer: it's not that simple. The government's licensing exam is tough. In fact, an average of two out of every three men who take the FCC exam fail.

There is one way, however, of being pretty certain that you will pass the FCC exam. And that is to take one of the FCC home study courses offered by the Cleveland Institute of Electronics.

CIE courses are so effective that better than 9 out of every 10 CIE-trained men who take the exam pass it...on their very first try! That's why we can afford to back our courses with the iron-clad Warranty shown on the facing page: you get your FCC License or your money back.

There's a reason for this remarkable record. From the beginning, CIE has specialized in electronics courses designed for home study. We have developed techniques that make learning at home easy, even if you've had trouble studying before.

In a Class by Yourself

Your CIE instructor gives his undivided personal attention to the lessons and questions you send in. It's like being the only student in his "class." He not only grades your work, he analyzes it. And he mails back his corrections and comments the same day he receives your assignment, so you can read his notations while everything is still fresh in your mind.

Mail Card for Two Free Books

Want to know more? The postpaid reply card bound-in here will bring you free copies of our school catalog describing opportunities in electronics, our teaching methods, and our courses, together with our special booklet, "How to Get a Commercial FCC License." If card has been removed, just send your name and address to us.

Matt Stuczynski,
Senior Transmitter
Operator, Radio
Station WBOE



"I give Cleveland Institute credit for my First Class Commercial FCC License. Even though I had only six weeks of high school algebra, CIE's AUTO-PROGRAMMED™ lessons make electronics theory and fundamentals easy. I now have a good job in studio operation, transmitting, proof of performance, equipment servicing. Believe me, CIE lives up to its promises."



Chuck Hawkins,
Chief Radio
Technician, Division
12, Ohio Dept.
of Highways

"My CIE Course enabled me to pass both the 2nd and 1st Class License Exams on my first attempt...I had no prior electronics training either. I'm now in charge of Division Communications. We service 119 mobile units and six base stations. It's an interesting, challenging and rewarding job. And incidentally, I got it through CIE's Job Placement Service."

Glenn Horning,
Local Equipment
Supervisor, Western
Reserve Telephone
Company



"There's no doubt about it. I owe my 2nd Class FCC License to Cleveland Institute. Their FCC License Course really teaches you theory and fundamentals and is particularly strong on transistors, mobile radio, troubleshooting and math. Do I use this knowledge? You bet. We're installing more sophisticated electronic gear all the time and what I learned from CIE sure helps."

NEWS FOR VETERANS: New G. I. Bill may entitle you to Government-paid tuition for CIE courses if you had active duty in the Armed Forces after January 31, 1955. Check box on bound-in reply card for complete information.

CIE Cleveland Institute of Electronics
1776 E. 17th St., Dept. PE-43, Cleveland, Ohio 44114

Accredited by the Accrediting Commission of the National Home Study Council, and the only home study school to provide complete coverage of electronics fundamentals plus such up-to-date applications as: Microminiaturization • Laser Theory and Application • Suppressed Carrier Modulation • Single Sideband Techniques • Logical Troubleshooting • Boolean Algebra • Pulse Theory • Timebase Generators...and many more.



Better than
9 out of 10
CIE men win
their "ticket"
the very first
time they try
NATIONAL AVERAGE
IS ONLY 1 OUT OF 3!

Cleveland Institute of Electronics

WARRANTY

of success in obtaining a Government FCC License

The Cleveland Institute of Electronics hereby warrants that upon completion of the Electronics Technology, Broadcast Engineering, or First-Class FCC License course, you will be able to pass the FCC examination for a First Class Commercial Radio Telephone License (with Radar Endorsement);

OR upon completion of the Electronic Communications course you will be able to pass the FCC examination for a Second Class Commercial Radio Telephone License;

AND in the event that you are unable to pass the FCC test for the course you select, on the very first try, you will receive a FULL REFUND of all tuition payments.

This warranty is valid for the entire period of the completion time allowed for the course selected.

G. O. Allen
G. O. Allen
President

Thinking of college and a space age career in electronics?

How to prepare for
YOUR CAREER
in Engineering Technology and Engineering

M.S.O.E.
MILWAUKEE SCHOOL OF ENGINEERING

Send for this booklet on ENGINEERING TECHNOLOGY AND ENGINEERING

Learn how you can prepare for a dynamic career as an electrical or mechanical engineering technician or engineer in such exciting, growing fields as avionics, missiles, reliability control, fluid mechanics, data processing, metallurgy, microelectronics, and advanced aerospace research.

MSOE offers residence study programs leading to these degrees in engineering technology and engineering:

- 2 years — Associate in Applied Science
- 4 years — Bachelor of Science

Also get facts about scholarships and financial aids, job placement and other student services, plus photographs of MSOE technical laboratories and student activities. For your copy, just mail the coupon — no obligation.

M.S.O.E.

Milwaukee School of Engineering

Milwaukee School of Engineering
Dept. PE-866, 1025 N. Milwaukee Street
Milwaukee, Wisconsin 53201

Please send the "Your Career" booklet.
I'm interested in

- Electrical fields Mechanical fields

Name..... Age.....

Address.....

City.....State.....ZIP.....

CIRCLE NO. 18 ON READER SERVICE PAGE

ASSIST

(Continued from page 32)

Vocaline Model RC-425 12-volt Class B CB transceiver. Schematic, operating manual, and operating frequency information needed. (Bruce Nail, 3330 W. 29, Topeka, Kan. 66614)

Superior Model 400 multimeter. Operating manual needed. (Arthur Kossman, 3021 Mt. Pleasant, St. Louis, Mo. 63111)

RCA Model 9Q25E receiver; tunes s.w. and BC; has 6 tubes and magic eye. Schematic needed. (Paul George, Boy's Village, Smithville, Ohio)

TBM-8 transmitter, modulator CAY-50065-A, transmitter CAY 52170, made by Westinghouse. Operating manual and power supply needed. (Chaminade High School Radio Club, Chaminade H.S., Mineola, N.Y.)

Silvertone Model 4789 receiver, chassis 101.482. **Airline** Model 14BR-913A or 24BR-913A receiver. Parts needed. (Garnet W. Frank, Rt. 1, Potsdam, N.Y. 13676)

Pilot Radio FM "Pilotuner." Schematic needed. (Bo Yeorgan, 120 Westmore, Rome, Ga.)

Scott Radio Laboratories Model SLR-H receiver, ser. 447; tunes s.w. from 0.53 to 15.6 MHz; has 12 tubes. Schematic and alignment data needed. (Martin Lydon, 4600 Wissahican Ave., Rockville, Md.)

"Command" CB transceiver kit; has 5Y3, 6AUS, 6AQ5A, 12AX7, and 6AN8 tubes. (Donald A. Peterson, 6535 N. Monticello, Chicago, Ill. 60645)

Sparton Model 7-46 receiver-phonograph combination; tunes BC and s.w.; has 7 tubes. Schematic and operating manual needed. (Bob Hilgemann, Box 256, Elgin, Iowa 52141)

Philco Model 20 receiver, circa 1928; tunes BC; has 7 tubes. Schematic, parts list, and tube location chart needed. (Fred Rice, 7913 Gilbert St., Philadelphia, Pa. 19150)

EICO Model 400 oscilloscope. Schematic and operating manual needed. (John J. Barnaik, Jr., 177 E. Budge St., Phoenixville, Pa. 19160)

Heath Model DX-35 transmitter. Operating manual needed. (R. W. Yerbury, 3186 Hillsdale Dr., Granger, Utah 84119)

Mitchell Model 1415 or 1416 "Wireless Intercommunicator." Schematic needed. (John Widen, 2423 Circle Dr., Lakeland, Fla. 33803)

Radio City Products Model 807 tube and set tester. Instruction manual needed. (Hans Hingst, 6721-A E. 8 St., Anchorage, Alaska)

"Saxon" Model 755 tape recorder, made by Jupiter Mfg. of Japan; 1 tracks and 3 speeds; completely transistorized. Schematic and/or operating manual needed. (James H. Lynch, 1045 Garden St., E. Palo Alto, Calif.)

"DeJong" receiver, made by DeAdco Products, circa 1940; tunes 550 kHz to 4400 kHz on 3 bands. Tube layout chart needed. **Atwater Kent** Model 45 receiver, circa 1926; tunes 550 to 1600 kHz; has 8 tubes. Power pack needed. (Paul Locatelli, 327 Iroquois St., Laurium, Mich. 49913)

Harman-Kardon "Citation V" amplifier. Metal cover cage needed. (W. Q. Cochran, Church Rd., Box 35, R.D. 1, Hatfield, Pa. 19440)

Wards "Airline" Model 62-150 receiver, circa 1937. Schematic, operating manual, and source for parts needed. (Daniel Tiffany, 36747 Greenbush, Wayne, Mich. 48184)

Farnsworth-Capehart Model 319AM TV receiver; has 21 tubes. Schematic and parts list needed. (William B. Farnsworth, 1304 Elm St., W. Springfield, Mass. 01089)

CRU 46151 receiver, made by RCA, circa 1942; tunes 195 to 9050 kHz. Schematic needed. (David Hire, Rt. 1, Clemmons, N.C. 27012)

RCA Model 224D receiver/transmitter used by Army Signal Corps. Schematic and operating manual needed. (Jan Tarsala, 1201 Grand Vista Way, Monterey Park, Calif. 91754)

Magnavox Model CR2-100 receiver/phonograph combination, circa 1948; tunes BC; has 7 tubes. Schematic needed. (Kenneth Kepler, 418 Pendegast St., Woodland, Calif. 95695)

Heathkit Model 0-5 oscilloscope. Schematic and operating manual needed. (Bob Yerman, 1283 Howland Wilson Rd., Warren, Ohio)

—30—

FAMOUS B & K COBRA PUNCH... NOW IN ALL SOLID STATE!! B & K COBRA V



**MINIATURE CB
TRANSCIVER OUTPERFORMS
MOST BIG ONES!**

**TALK FARTHER, HEAR BETTER
PAY LESS!** 100% modulation for

increased talking range is matched by sensational sensitivity—better than .5 microvolts for 10 db signal to noise ratio. You hear farther than you've ever heard before . . . and you

hear better because you have transistorized voltage filtering, insuring high performance regardless of battery voltage fluctuations.

**FOR 23 CHANNELS & BASE STATIONS
COBRA CAM-88**



The Cobra CAM-88 is rugged, handsome and field proven. Completely self-contained. No additional crystals needed.

\$214⁹⁵

OUTSTANDING FEATURES

- Fully-Equipped for Immediate 23-channel Transmit and Receive
- Transistorized 117VAC/12VDC Power Supply
- Indicator and meter for easy performance checks
- Convertible to a Public Address Amplifier
- Double Conversion Superheterodyne Receiver
- Speech Compression with Switch

Automatic noise limiting reduces ignition interference for maximum receiving range. Solid-state in the Cobra V means *ALL* silicon solid state—transmit-receive switching as well as the rest of the circuitry! Squelch is adjustable for noise-free standby listening.

Now is the time to try the B&K Cobra V. Check the impartial test reports, compare the Cobra V with much more expensive equipment. See how well the handsome miniature case, with walnut grained panel and lighted channel indicator goes with your auto interior.

Ask your B&K distributor for a demonstration.



1801 WEST BELLE PLAINE AVENUE, CHICAGO, ILL. 60613
Telephone: (312) 327-7270 • Cable Address: BANDKCO

COBRA V
complete with ceramic
microphone **\$99⁹⁵**

CIRCLE NO. 5 ON READER SERVICE PAGE

DC-611

*Installs
instantly!*

Hy-gain's new
CITIZENS BAND
"Magna-Topper"

- Alnico Magnet mount provides vise-like grip to any vehicle
- Easily moved from vehicle to vehicle
- Topper designed for maximum "Talk Power"

Now...excitingly different...highly practical...a superior performance Hy-Gain "Topper" with an Alnico base mount that allows instant installation on any car, truck, tractor, or other vehicle. No holes to drill, no special tools required...simply hook up the feedline to your CB transceiver, and you're ready to communicate loud and clear on any or all 23 channels. Unique base plate forms capacity efficiency equal to that of permanently mounted antennas.

"Magna-Topper"...the most versatile mobile antenna ever! Superior performance top-loading design — exclusive Hy-Q loading coil — lifetime adjustable tuning rod — comfortable 29" overall height. Comes complete with 16 feet of coaxial cable and connector. Get yours today... Model TQRMB... **\$14.95** Net



Powerful Alnico magnet in base mount holds antenna securely in place...even at speeds of over 80 MPH.

Available NOW from your
Hy-Gain distributor or dealer, or write...

HY-GAIN ELECTRONICS CORPORATION
8513 N. E. Highway 6 — Lincoln, Nebraska 68501

Hy-gain

**"TOPPERS"
FOR ANY
MOBILE
INSTALLATION**

DX "ROOF TOPPER"

For biggest TALK POWER. 59" overall. **\$16.95** Net.

**SHORTY
"ROOF TOPPER"**

Powerful 19" model ignores low garaging... **\$15.50** Net

"JIFFY TOPPER"

Mounts in trunk lip. No exterior holes to drill. **\$13.95** Net

**AM-CB
"DUO-TOPPER"**

Replaces AM whip. Outstanding on both AM & CB. **\$14.95** Net

"MARINE TOPPER"

Delivers 1.5db gain. Mounts on any wooden or fiberglass hull. **\$19.95** Net

All "Topper" models complete with mount, coaxial cable and connectors.

BUILD THE

MODBOX

*End guesswork
with this plug-in adapter—
now you can instantly
check percent and quality
of modulation*

By **GEORGE J. WHALEN**

ASK ANY amateur or CB operator about the efficiency, power input, or stability of his AM phone transmitter and you'll likely be in for fifteen minutes of enlightening statistics about final amplifier plate current, grid excitation levels, and field strength measurements. Then, ask him what his average percentage of modulation is. In all probability, you'll be met with a blank stare and an answer something like: "Oh, about a hundred percent . . . I guess."

You can hardly blame him for not knowing much about his modulation, simply because most transmitters have no provisions for checking either quality or percent of modulation.

The "Modbox" takes the guesswork out of monitoring modulation. It is a simple, inexpensive modulation analyzer, designed for easy addition to any plate-



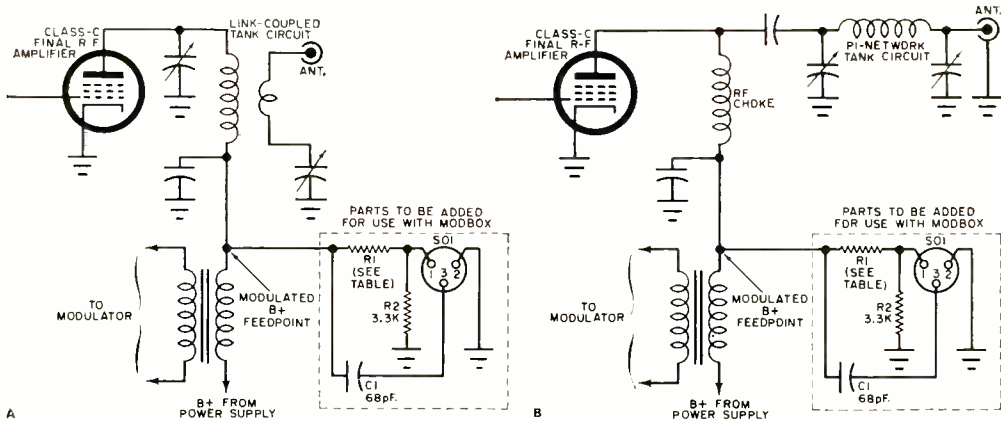


Fig. 1. Voltage divider R1 and R2, and harmonic frequency coupler C1 are installed in the final r.f. amplifier to obtain a sampling of harmonics and B-plus voltage without upsetting transmitter operation.

modulated AM transmitter or transceiver running up to 200 watts input. It provides three important monitoring features: first, it reads your average percentage of modulation; second, it flashes a warning whenever overmodulation or serious distortion is occurring in your final amplifier; and third, it lets you hear the audio applied to the final amplifier, for an on-the-spot listening test. This three-way quality check is the best insurance policy you can get against splatter, hum feedback, distortion, and loss of contacts due to poor modulation.

How It Works. A ratio voltmeter circuit is used to measure percentage of modulation, a peak-reading neon lamp "voltmeter" to detect overmodulation and audio distortion, and a direct audio monitoring circuit to couple audio out of your rig to a pair of headphones for a listening quality check.

The ratio voltmeter circuit makes it possible to measure both a.c. and d.c. voltages and the relative amounts of each voltage present with respect to the other. From these readings it is an easy matter to determine percent of modulation.

For safety's sake, the ratio voltmeter used in the Modbox operates from a resistive voltage divider installed in your transmitter's final amplifier as shown in Fig. 1. In this manner, high voltages are kept off the Modbox cable. The divider resistors have negligible effect on the transmitter and may be installed

without violating any FCC regulations.

To better understand the operation of the ratio voltmeter circuit, imagine that the transmitter is in operation, but without modulation. Unmodulated B+ appears across R1 and R2, and is divided down to a low voltage across R2, on the order of about 10 volts. This low voltage is connected by cable (through pin 1) to the Modbox (Fig. 2) where it appears across CALIBRATION potentiometer R5, but is blocked from the meter circuit by capacitor C2. When PUSH TO CAL switch S1 is depressed, a path is created for d.c. to flow, through resistor R3, to d.c. milliammeter M1, and R5 can be adjusted to obtain a full-scale reading of 1 mA. After this adjustment is completed, S1 is released. The ratio voltmeter

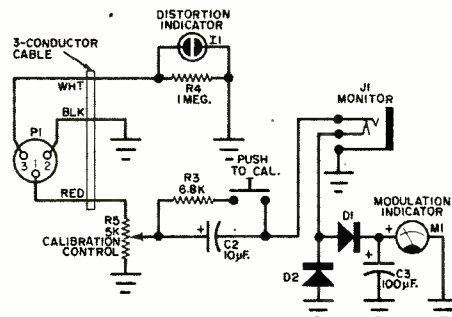


Fig. 2. Modulation indicator tells how much a.c. signal is present with respect to unmodulated d.c., to provide a percent modulation figure. Distortion indicator I1 lights up in the presence of harmonic frequencies which are generated by overmodulation.

ter is now calibrated for the unmodulated d.c. plate voltage in the final amplifier, and is ready to accurately measure a.c. modulation voltages with reference to this d.c. voltage.

When you speak into the microphone, your rig's modulator applies an a.c. modulating voltage to the final amplifier, superimposed on the d.c. plate voltage. This combination of voltage is also divided down by *R1* and *R2*, and appears across *R5*. Since *S1* is open, d.c. is blocked from the meter circuit, but the a.c. modulating voltage is coupled to rectifier diodes *D1* and *D2* and the meter by *C2*. Rectified audio voltages are filtered by *C3* and *M1* indicates the relative effective value of the a.c. modulating voltage. For 100% modulation, *M1* will give a reading of 0.7 mA. Readings exceeding 0.7 mA indicate overmodulation, which could result in "splatter" and distortion.

The distortion-indicating circuit is coupled to the modulated B+ by *C1* (Fig. 1) and because of the small amount of capacitance (68 pF) does not readily see audio voltages at frequencies in the range of 300 to 3000 Hz. However, when a condition of overmodulation exists, high-frequency harmonics are usually generated in the final amplifier on the order of 10,000 to 30,000 Hz, which are more easily passed by *C1*. When the harmonic voltages appear across *R4* and exceed a peak of about

65 volts, the neon lamp (*I1*) flashes and provides a visual indication.

A listening quality check of the audio can be made simply by plugging a pair of 2000-ohm headphones into jack *J1*. The rectifier and meter circuit is disconnected when the phones are plugged in. Potentiometer *R5* can be used as a volume control to adjust the sound level in the headphones.

Construction. Layout and type of cabinet used are matters of choice and are not critical. The few parts required for the entire circuit could be made to fit into your present rig, if you have the space on the front panel for *M1*. However, you will get more mileage out of the Modbox if it is a separate unit; you can plug it into different transmitters as needed.

A 5" x 2 1/4" x 2 1/4" aluminum utility box can be used. The holes should be located and drilled as shown in Fig. 3.

PARTS LIST

- C1*—68-pF, 3000-WVDC, ceramic capacitor
- C2*—10-μF, 25-WVDC, electrolytic capacitor
- C3*—100-μF, 6-WVDC, electrolytic capacitor
- D1, D2*—1N2070 silicon rectifier (or equivalent)
- I1*—NE-51 neon lamp
- J1*—Single closed-circuit phone jack (Switchcraft 12A or equivalent)
- M1*—Miniature 0-1 mA d.c. milliammeter (Lafayette 99 R 5052 or equivalent)
- P1*—Miniature male shielded cable connector (Amphenol MPM3L or equivalent)
- R1*—See Table 2
- R2*—3300-ohm, 1/2-watt resistor
- R3*—6800-ohm, 1/2-watt resistor
- R4*—1-megohm, 1/2-watt resistor
- R5*—5000-ohm, 1/2-watt linear taper potentiometer (Mallory U-14 or equivalent)
- S1*—S.p.s.t. normally-open push-button switch (Switchcraft 201 or equivalent)
- SO1*—Miniature female shielded chassis connector (Amphenol PCG-3 or equivalent)
- 1*—5" x 2 1/4" x 2 1/4" aluminum utility box (Premier AMC 1004 or equivalent)
- Misc.—3/8"-i.d. and 9/16"-i.d. grommets, 3-conductor cable, terminal strip, knob, screw, nut, wire, solder, etc.

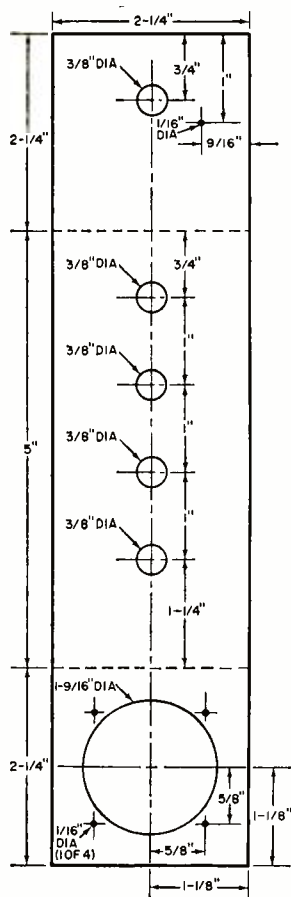


Fig. 3. Type of box used and layout are not critical, but make the four bolt holes for the meter a bit oversized to permit rotating the meter if necessary to keep it straight. If you have enough room on your transmitter, you can mount all the parts directly on it, and thus do away with the cable and the box.

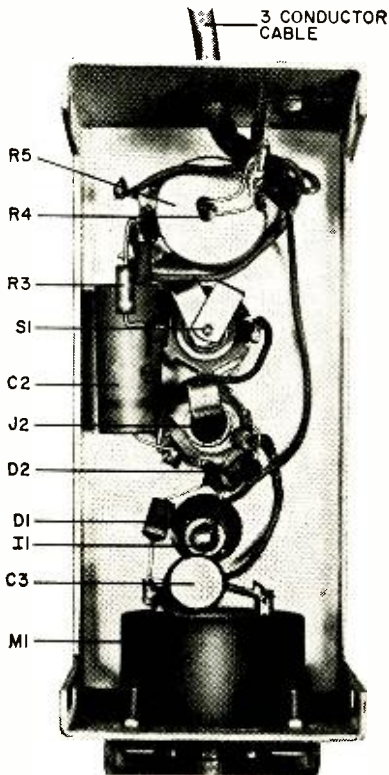


Fig. 4. Mount the parts in any convenient manner, but observe polarity of the meter, diodes, and electrolytic capacitors. Use a clamp to hold the cable.

The meter hole should be made to conform to the meter used. Mark the positions of the four meter-mounting screw holes and drill them somewhat oversize to permit slight rotation of the meter, if necessary, to mount it straight.

Appearance counts in home-brew gear just as much as it does in commercial equipment. So, if you want a really professional-looking job, smooth all burrs, polish the box with fine steel wool, paint, and apply decals. A final coat of clear acrylic lacquer will protect the unit from normal wear and tear. Four tiny rubber feet cemented to the bottom half of the box will enhance the appearance of the unit and protect your furniture.

When the chassis work and appearance details have been completed, assemble the three-conductor cable and connector *P1*. Cable length is not critical, but it should be just long enough to make a neat hookup to your transmitter. If you have to cut the shaft of *R5* down to size, do so without subjecting

the control head to stress. The neon lamp is held in place with a $\frac{3}{8}$ "-i.d. grommet.

Mount the meter after you have completed the wiring. Be sure to observe polarity of the meter, diodes, and electrolytic capacitors. And avoid overheating the diodes when soldering.

Calibration. No calibration is necessary as the meter readings are relative to the setting of *R5* for an unmodulated signal. However, if you would like to double-check your work, you can put together the test setup shown in Fig. 5. The VOM should be a 20,000 ohms-per-volt meter, capable of good accuracy on the low-voltage a.c. and d.c. ranges. Do not substitute a peak-to-peak VTVM for the VOM since this procedure calls for a meter capable of reading r.m.s. rather than peak a.c. voltages.

Connect the test setup to the Modbox, but do not connect the primary of the transformer to the 117-volt a.c. source just yet. Set the VOM to read d.c. volts and adjust *R6* until the VOM reads 6.3 volts d.c. Next, depress switch *S1* and adjust the Modbox *CALIBRATION* potentiometer (*M1*) until meter *M1* shows 1 mA. Readjust *R6* if necessary, to obtain the 6.3-volt d.c. reading on the VOM. Then, without disturbing any adjustments, release *S1*, set the VOM to read a.c. volts, and connect the calibrator to 117 volts a.c. The VOM should read 6.3 volts a.c., and Modbox meter *M1* should indicate 0.7 mA—corresponding to a 100% modulation reading.

If *M1* reads higher than 0.7 mA, decrease the value of the 6800-ohm resistor (*R3*) and repeat the calibration check. If *M1* reads lower than 0.7 mA, increase the value of *R3* and repeat the calibration check. One precaution: the a.c. voltage from the transformer must be no more and no less than 6.3 volts for this calibration procedure.

If you want to convert your meter to a direct-reading modulation meter, transfer the readings from the accompanying calibration chart (Table 1) onto the meter face, using a fine-pointed pen or colored pencil. If you are just interested in knowing how close your average modulation percentage comes to 100%, mark a line on the meter scale just beyond the 0.7-mA division and write in "100%"

above it. Then, carefully fill in the scale divisions between 0.7 and 1 mA in color, so that readings exceeding the 100% mark will stand out at a glance. If you wish, you can type out a small chart and cement it to the side of the case.

Transmitter Hookup. Select a suitable place in the transmitter, preferably as close to the final amplifier as possible, and mount *J1*. Next, compare your transmitter's schematic diagram with the two typical final amplifier circuits shown in Fig. 1, and locate the modulated B+ feed-point in your circuit. Once you've located the connection point, determine the d.c. plate voltage appearing at that point, either by measuring it directly or from the transmit-

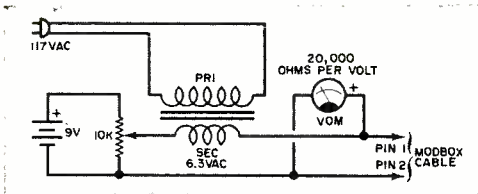


Fig. 5. Simple test setup for calibration purposes can be put together with a 9-volt d.c. and a 6.3-volt a.c. source. However, the Modbox is essentially foolproof, and does not require a calibrator.

ter schematic. The plate voltage in your transmitter determines the value of divider resistor *R1*. See Table 2.

Install *R1*, *R2*, and *C1* in your final amplifier circuit, and keep the leads as short as possible. Insulate any lead which might come in contact with the chassis. Pay particular attention to the grounding of *R2*, and pin 2 of *SO1*. After these components have been installed, connect the Modbox to the transmitter by plugging *P1* into *SO1*, and perform a quick continuity check on the interconnecting cable. Be sure that the Modbox's case shows continuity with the transmitter's chassis. Check all wiring carefully, button up the Modbox—and your transmitter—and you're ready to try it out on the air.

On The Air. It's a good idea to run your transmitter into a dummy load to make your adjustments and to avoid cluttering up the airways with extraneous sounds prior to going on the air,

METER READING (d.c. mA)	% MODULATION
0	0
0.07	10
0.14	20
0.21	30
0.28	40
0.35	50
0.42	60
0.49	70
0.56	80
0.63	90
0.70	100
0.71 to 1.0	Overmodulation

Table 1. You can obtain direct meter readings of percent modulation by inscribing these figures on the meter dial, or you can paste this table on the side of the box. If you are just interested in knowing how close you can get to 100% modulation, without overmodulating, paint that portion of the dial above 0.71 mA in red, or any suitable color.

especially after a modification or repair has been made. Warm up the rig, cover the microphone or run the modulation control down to zero to prevent modulation of the carrier, depress the *PUSH TO CAL* switch (*S1*) on the Modbox and simultaneously adjust the *CALIBRATION* potentiometer (*R5*) until the meter indicates 1 mA. Release *S1* and speak into the microphone at a normal level. If your rig has a modulation gain control, bring the level up while speaking, observing the meter as it "kicks" in response to your speech. Bring the mod-
(Continued on page 106)

FINAL R.F. AMPLIFIER D.C. PLATE VOLTAGE	OHMS	WATTS
150	36,000	2
175	43,000	2
250	62,000	2
325	82,000	4
400	100,000	4
475	120,000	4
550	130,000	5
625	150,000	6
700	180,000	6

Table 2. Value of *R1* depends upon the final amplifier's plate voltage. If necessary, you can parallel a couple of resistors to obtain needed wattage and resistance. Don't go below the wattage indicated.

PEOPLE with problems to be solved by a computer usually must give them to a programmer who codes the problems for the machine and passes the coded material on to a computer operator. By the time the answers come back, hours or days may have passed. Not so with the IBM 1710 computer. It is providing instant voice answers to students who call it on the telephone for help in doing their homework.

Six students are participating in a joint study conducted by the Catholic Schools Diocese of Brooklyn and the International Business Machines Corpora-

tion to see how well they can communicate with a computer from their homes using a push-button telephone attachment. By pushing the proper buttons, the students can tell the computer to add, subtract, multiply, divide, find a square root, etc. The IBM 1710, located 50 miles away in Yorktown Heights, N. Y., confirms what it has been told to do and immediately gives correct answers from its prerecorded vocabulary.

The computer doesn't tell the students *how* to do their homework, but it provides them with the equivalent of a versatile desk calculator right in their own homes. With routine but time-consuming operations taken care of by the computer, the students have time to do more problems and get more practice in setting them up.

The spoken answers to the problems come from special audio response units operating under the control of the IBM 1710. Since the six students began using the experimental calculating service in March, they have been putting it to work on algebra, physics, trigonometry, bookkeeping and accounting. -30-

“HELLO, COMPUTER? I HAVE HOMEWORK FOR US TO DO.”



Student uses push-button attachment alongside her telephone to give homework problem to IBM 1710 data processing system located some 50 miles away.



Experimental computer system performs the necessary mathematics to solve the problem and provides instant voice answer from prerecorded vocabulary.

CB'ERS ARE WONDERING ABOUT—

Some of the thoughts that are rattling around in the noggins of many of the country's nearly 900,000 CB'ers

By KOD3631

TODAY'S CB'ERS worry and wonder about a wide variety of subjects: the FCC, new equipment, the FCC, repairs on rigs, the FCC . . . well, you get the idea. What they worry about most is the number of stations jamming onto the channels. And they've got good reason to. There is an average of 2.8 transceivers for each CB license issued, and as of the end of May, 1966, there were some 857,000 CB licenses afloat, with new applications flooding into the FCC at an average of 23,000 per month. What with 23 channels allocated for CB'ers, that means an average of 117-370 stations *per channel!* The interference problem potential is frightening!


One thing which should make many crowded channel worriers rest easier is the availability of rigs offering single-sideband (SSB) transmission. Without going into an eloquent technical dissertation, the basic advantages are that you

get better range as compared to a standard AM CB unit, and you take up only *half* of the usual channel space. In fact, two single-sideband stations can operate simultaneously on the same channel while only a few blocks apart, and not even be aware of each other. Single sideband offers the prospect of turning the present 23 channels into 46.


However, SSB rigs are not compatible with the hundreds of thousands of non-SSB CB transceivers already on the air. Since SSB is new to CB, very little of the existing equipment is capable of communicating with an SSB station. One of the major advantages of CB is being able to rely upon it in an emergency, especially when you're 10 miles into the middle of nowhere. Until there are sufficient SSB base stations to offer this aid, SSB mobiles will have limited efficiency. CB'ers are wondering when, if ever, the SSB bug will catch hold and



Multiple-purpose test instruments. One of the many recently introduced multiple-purpose testers is the EICO 715 "Trans/Match." Besides measuring power output in watts, serving as a field strength meter, and checking SWR when inserted in the transmission line between transceiver and antenna, the "715" will also read percentage of modulation. In this photo, a Squires-Sanders "23'er" is being tested. Headphones plugged into the side of the "715" permit an on-the-air type aural check of quality.



CB portables hit new stride. Walkie-talkies have graduated from the kiddie-style 100-milliwatt units to hand-held 1- and 2-watt transceivers and 2-watt or bigger shoulder packs. Squelch and noise limiting are "musts" in these portables, as is a selection of channels. The shoulder-slung portable in these photos is Lafayette's HA-450. It has 6 channels, provisions for connecting external antenna, headphone jack, meter switching to check battery condition, and 2.5 watts input. When tested by the POPULAR ELECTRONICS staff, the HA-450 maintained contact with a base station at a distance of 4.5 miles before being swamped by QRM. Switching to another channel showed that 8.9 miles could be expected from it under average conditions.



open up the doors for a CB service which can be twice as good as it is now.

New and Old Features. CB'ers are pondering, too, over some of the new CB

gear. For eons they have been fed the same old features (squelch, noise limiters, S-meter, etc., etc.). They were beginning to wonder where the important features were that they really need-

ed. It was a matter of the manufacturers offering good features, but overdoing it. But now CB'ers find, much to their joy, that there are truly better things on the way—what you might call good things *overdue!*

Look at some of the new sets. Mechanical filters to improve selectivity are becoming common. One unit has complete push-button control, another has tip-touch-tabs. Modular stations are coming on strong, and one base station even has a front panel switch to enable you to change back and forth between a beam antenna and a ground plane. One transceiver has a panel meter which automatically switches back and forth between an S-meter and a r.f. output meter while you operate. Walkie-talkies are getting more powerful, and a few even have different-size antennas for operating indoors and outdoors.

A feature that many operators could do *without* is still found in a few rigs. It's the usually hidden switch which changes the transmitter input power from 5 watts to 100 milliwatts. The implication is that you can run the thing at 100 milliwatts and legally work "skip" and conduct "ham radio" type operations under the FCC's Part 15 regulations. While this may be technically possible, the FCC says that these rigs are clearly illegal because in order for a transceiver to be operated under Part 15, it *cannot* be capable of running more than 100 milliwatts on 27 MHz—regardless of switching.

The manufacturers should employ the very obvious selling point of being able to use 100-milliwatt low power for local CB contacts to cut down on interference. It seems a shame to knock out a channel for miles around with 5 watts to speak to your mobile unit only 5 blocks away. One of the cardinal rules of good radio communications practice is not to use more transmitter power than you need to establish communications.

CB'ers are also curious about how small mobile antennas are going to get. The latest antennas for mobile units are the shortened "loaded" types—the full-length 108" whip has gone the way of the Stanley Steamer. Somewhere there must be a law of diminishing returns—when the antennas will shorten them-



They get shorter and shorter. It's difficult to believe that the ultra-short center-loaded whips now being sold for mobile use can really get out. POPULAR ELECTRONICS tried out this 18" whip from Antenna Specialists by mounting it in the exact center of a Tempest convertible trunk lid. Using the 16' section of coax cable supplied with the antenna, the SWR was adjusted to 1.2:1. Consistent 100% readability range using this undersized antenna (Model MS-130) was 9-10 miles on transmit and 12-14 miles on receive. The limiting factor was found to be not the mobile antenna but the pickup of the base station antenna—there was just too much QRM. It took about two hours to install this antenna—most of the time was spent in carefully routing the cable under the door tread.

selves right out of communications efficiency. But how far is that point from today's antennas?

HELP and the FCC. Something else on the minds of many CB operators is the proposed Highway Emergency Locating Plan (HELP). As you probably know by now, this is a program whereby countless police stations, hospitals, auto emergency units, and other special service organizations will monitor a couple of CB channels on a 24-hour basis. The whole idea was whipped up and presented

to the FCC over a year ago; to date, the silence has been deafening. Oh, yes, once the FCC people did issue a press release which said that they were still thinking it over; but this or a similar program which has so many obvious merits could certainly be put right into use unless there were some underlying (and unseen) negative factors.



One thing against the HELP program is a large group of police officers. They feel that the program will be invaded by all manner of well-intentioned but untrained microphone-button jockeys who will create more havoc for motorists than the problems which faced them at the time they first called for help. Could be, but everyone wonders when CB will be given the chance it deserves to prove itself in a national public service program.

Many CB'ers are concerned with the FCC's attitude toward the CB service,


especially in the realm of enforcement. In some areas of the country, CB'ers live in constant fear of the FCC monitor as if he were a huge, awesome vulture waiting to swoop down and swallow all local operators. In other areas, bedlam rules the CB channels.

In general, the FCC monitors are rather impersonal fellows—they send warning notices to all stations found violating the Rules, be they notorious troublemakers or some poor unfortunate who made his first slip. Some CB'ers live a stone's throw from one of the FCC monitor stations and, naturally, those operators are watched more closely than the majority of CB operators, who live out of ground-wave range and can be monitored only by a mobile monitor or via skip reception. Those who operate according to Part 95 of the FCC's Rules have nothing to fear, but

(Continued on page 90)



Compact mobiles for compact cars. Typical of today's mobile CB transceiver is the Regency "Ranger." In this POPULAR ELECTRONICS staff member's car, the most convenient spot under the dash was already occupied by two meters monitoring the transistorized ignition system. So, a compact solid-state multiple-channel CB rig was called for. Note that the mike cord and controls "face" the driver. The "Ranger" is delivered with channel 11 crystals installed, leaving 10 more crystal positions open. The buyer gets a small plastic number with the purchase of a receive crystal and slips this onto the rotary dial channel selector. Looking inside the "Ranger," note the printed circuit wiring and the Collins mechanical filter for optimizing selectivity.



ANNUAL REPORT ON

A MANUFACTURER-BY-MANUFACTURER ANALYSIS
OF THE CB MARKETPLACE—HIGHLIGHTING NEW
EQUIPMENT, PRICE OR MODEL CHANGES, ETC.

PREPARED BY THE
POPULAR ELECTRONICS
EDITORIAL STAFF

A REMARKABLE DISPLAY of new CB equipment will be placed on sale during the months of August, September, and October. There will be so much new equipment around that your Editors can't help but be reminded of the sudden burst of equipment activity in 1962-63. Scores of new 5-watt transceivers are now being prepared for marketing. Solid-state transceivers are rapidly gaining the major share of the mobile market, and are making inroads as base station units. A variety of new attachments and operating conveniences are being sold and more are likely to appear before the end of this year.


The 1966 "Annual Report on CB Equipment" has been prepared by soliciting information from every CB equipment manufacturer. Those companies manufacturing 5-watt transceivers are represented in the following pages. However, while every effort has been made to have this Report complete and comprehensive, a few manufacturers were unable to supply pertinent information by press time. (The Editors are not responsible for price and/or model changes made after the preparation of this Report on June 1, 1966.)

An innovation has been made in this Report. It is the large dot (●) which often appears on the left-hand edge of the text material, indicating that the item discussed is new, restyled, or has been changed in price since our 1965 Report.


ALLIED RADIO CORP. (100 N. Western Ave., Chicago, Ill. 60680): Typifying the immense amount of action in the CB marketplace, Allied Radio has revamped a large percentage of its famous Knight and Knight-Kit line of CB gear. In the

- Knight lineup is a new 5-channel crystal-controlled transceiver called the "KN-2520" (\$79.95) and a 23-channel "KN-2522" (\$99.95). These two units are for 12-volt d.c. operation. The "KN-2565B" (\$169) has been updated and now contains a "Range-Expander" modulation circuit and provisions for p.a. This is a universally powered transceiver. Also


- new in the wired Knight line is the "KN-2590" (\$69.95). This universally powered unit is set up for 8 channels. Switching over to the Knight-Kit lineup, the "C-540" (\$44.95) base station is being continued (with universal power it is \$49.95). The "C-560" base station (\$84.95) is continued (with universal power, \$89.95). The latter units have 6 crystal-controlled transmit/receive channels plus a tunable receiver. Also featured is an overmodulation indicator and automatic S-meter switching to read transmit power output. The very popular "Safari I" (\$129.95) is retained in the Knight-Kit




ALLIED RADIO "KNIGHT KN-2520"



B & K "COBRA V"



AMPHENOL "675"




BROWNING "RAVEN"

line. This is a 23-channel transceiver, universally powered with dual-conversion receiver, switched S-meter, overmodulation indicator and p.a. output. Joining the kit line this fall are two new ones. The "Safari II" (\$59.95) will be a 5-channel unit for 12-volt operation that is completely solid state. An a.c. base station power supply will be \$19.95. This unit is also adaptable to portable use, and rechargeable batteries and carrying case are available as options. Maintaining much of the compact size, the solid-state "Safari III" (\$84.50) kit will be for 23 channels and will also be initially designed for 12-volt d.c. operation. Allied Radio is continuing a number of important accessories and a look at its catalog is a must.

- AMPHENOL CORPORATION** (2875 S. 25th Ave., Broadview, Ill. 60153): Three new CB transceivers will be introduced this fall to augment the very popular line of Amphenol solid-state mobile and base stations. Of particular interest is the
- 2-channel Model 80 (\$129.95) walkie-talkie that has received FCC type approval. The Model 80 has a power switch for maximum battery conversion. In the "Hi" mode, the input is 3 watts; and in the "Lo" mode, the input is 0.75 watt. A new 10-channel mobile unit called the
 - Model 675 (\$169.95) has a double-conversion receiver with ceramic filter i.f. stages. For the space-conscious CB'er,
 - there is the new Model 725 (\$109.95)

measuring only 6" x 6 1/2" x 1 7/8". This unit has 8 crystal-controlled channels. In addition to the three new ones, Amphenol is continuing the Model 650 (\$229.95), Model 625 (\$189.95), Model 510-B (\$199.95), and Model C-75 (\$114.50). Also available is the 524 selective-calling adapter (\$79.95) and the "Porta-Paks" for the 510-B and 625 or 650.

- B & K MANUFACTURING CO.** (1801 West Belle Plaine, Chicago, Ill. 60613): The "CAM-88" (\$214.95) featuring "Dyna-Boost" is being continued. New from
- B & K is the "Cobra V" (\$99.95), a solid-state unit with 5 crystal-controlled channels, for 12-volt d.c. operation only. The small size of the "Cobra V" is handsomely set off by the walnut grain paneling.
- BROWNING LABORATORIES, INC.** (1269 Union Ave., Laconia, N.H. 03246): The premier base station, the "Eagle" (\$359) continues to rack up considerable interest. This two-unit station has just about every feature a CB'er would want, including variable selectivity, built-in VSWR meter, "spot" frequency, speech clipping, r.f. gain control on the front panel, etc. For the mobile station,
- Browning offers the "Raven" (\$269). Featured here is a built-in Rayistor speech compressor, a theft deterring mounting, and a triple diode noise limiter. Both the "Eagle" and "Raven" are 23-channel units. The "Drake" has been phased out of production.



BURSTEIN-APPLEBEE CO. (1012 McGee St., Kansas City, Mo. 64106): Two new CB units are being offered as price-breaking "spring/summer" specials. The BA-8 (\$69.95) can be set for 8-channel transmit/receive or for use as a 23-channel tunable receiver. It is universally powered. The BA-23 (\$99.95) has a tunable double-conversion receiver and 23-channel crystal control transmit (1 crystal supplied). The power supply is transistorized for 117 volts a.c. and 12 volts d.c. The BA-22 has been discontinued.

CONCORD ELECTRONICS CORP. (1935 Armacost Ave., Los Angeles, Calif. 90025): Introduced this past year was the 1-watt walkie-talkie, Model TG-132B. This unit has adjustable squelch and is delivered with channel 9 and 14 crystals. External power and antenna adapters are packed with the walkie-talkie.

DEMCO ELECTRONICS (Bristol, Ind. 46507): Just introduced is the "Chalet" (\$124.50), a 12-volt mobile rig with 6 crystal-controlled channels. It is all solid state. For base station operation, the "Chalet" can be plugged into a Model DMT-110 (\$34.50); for 6-volt d.c. operation, it can be plugged into a Model DMT-612 (\$44.50). A remodeled version of the "Ravelle" (\$124.50) goes on sale this month. This tube-type transceiver has 5 internal crystal positions plus new panel sockets for receive and transmit crystals. It also has p.a. output provi-

sions. A brand-new model of the "Satelite" (price n.a.) is to be released shortly. This 3-piece CB base station (receiver, transmitter, and speaker are separate units) features several innovations—including a panel-mounted switch for antenna changeover, ground plane to beam; instant-on operation; 24 channels; etc.

E.C.I. ELECTRONICS COMMUNICATIONS, INC. (56 Hamilton Ave., White Plains, N.Y. 10601): In addition to the well-known "Courier 23" (\$189.50), e.c.i. is now selling three new solid-state transceivers particularly designed for mobile operation. First of the three is the "Courier TR-6" (\$129) set up for 6-channel crystal-controlled operation. Next is the "Courier TR-12" (\$139) for 12-channel operation, featuring an illuminated S-r.f. meter. Top of the new line is the "Courier TR-23S" (\$169) for 23-channel operation. Each of these units has a panel-mounted modulation indicator and is protected against d.c. power reversal and overloading.

EICO ELECTRONIC INSTRUMENT CO., INC. (131-01 39th Ave., Flushing, N.Y. 11352): As promised in last year's report, EICO did announce a 12-channel tube-type transceiver available *wired only*. It is the "Sentinel 12" Model 712 (\$99.95). This unit features a 5-watt/100-milliwatt switch, 3 i.f. stages, spotting switch, and fully tunable receiver. Top of the EICO line is the "Sentinel-Pro" (\$169.95). This



EICO "SENTINEL-PRO"



FANON "CHIEFTAIN"

GENERAL RADIOTELEPHONE MC-7



HALLICRAFTERS CB-19



HEATHKIT GW-14

unit is also available *wired only* and is a reworked version of the "Sentinel 23"; the new model has a built-in speech clipper (called "Range Plus"), fingertip pin-network output controls, p.a. provisions, etc. Both of these EICO transceivers are universally powered.

FANON ELECTRONIC INDUSTRIES, INC.

(439 Frelinghuysen Ave., Newark, N.J. 07114): A new walkie-talkie from this manufacturer is the "Chieftain" (\$109.95). This is a 2-watt input unit with provisions for 2-channel operation. Metering is switched between r.f. output and battery condition. An optional extra is a 5-tone selective-calling system (\$21.95). The "Pathfinder" (\$53.50) is being continued. This unit has only 1/2-watt input, but can be used in conjunction with the selective-calling system.

GC ELECTRONICS CO. (400 South Wyman St., Rockford, Ill. 61101): This company has discontinued transceiver production, although some "Globe Master" and "President" models are available in a few stores at drastically reduced prices. Current production is aimed at a line of CB accessories.

GENERAL RADIOTELEPHONE CO. (3501 West Burbank Blvd., Burbank, Calif. 91505): The big "G" is continuing the successful line of gear introduced last year. The only addition is the Model MC-7 (\$199.50) which is somewhat similar to the popular "Super" MC-8 (same price), except that the MC-7 has power

supply provisions to go on 6 volts d.c., as well as 12 volts d.c. and 117 volts a.c. Both are 24-channel units (including the CAP channel at 26.620 MHz) and have p.a. or "bull horn" switching. The awesome "SB-72" (\$399.50) is the top of the big "G" line and can go single-sideband (48-channel possibilities), or 24-channel double-sideband straight AM; a Collins Radio mechanical filter is used for sideband selection. On the low end of line is the VS-6 (\$99.50), universally powered, with 5 crystal-controlled channels. The "Silent Service" (\$39.95) selective calling adapter (66 possible codes) can be used with all big "G" transceivers except the SB-72.

HALLICRAFTERS (5th and Kostner Ave., Chicago, Ill. 60624): Four brand-new products have just been announced by this famous communications equipment manufacturer. First is a 1-watt walkie-talkie called the CB-8 (\$99.95). This unit has squelch, 2 channels, and rechargeable nickel-cadmium batteries. The CB-17 (\$99.95) has been introduced as a tube-type 6-channel transceiver with provisions to accept all of the usual Halli-crafters accessories (S-meter, receiver "VFO", noise eliminator, encoder/decoder, etc.) For \$50 more, the CB'er can pick up the new CB-19 (\$149.95), an 8-channel unit with variable tuning in the receiver. The S-meter and spotting switch are built in. Like the CB-17, the CB-19 is universally powered; however,




LAFAYETTE HB-444/25A



OLSON "SPOTTER 23"



E. F. JOHNSON "MESSENGER 350"



PACE "PLUS 23"

the CB-19 has dual conversion in the receiver section. Last of the new ones, but not least, is the 5-channel solid-state CB-20 (\$99.95). This is a mobile unit with extra shielding and noise suppression circuitry. Speaking of mobile operation, Hallicrafters is continuing the CB-12 (\$179.95), a 12-channel solid-state transceiver with a dual conversion receiver. For base station use, a pedestal power supply, Model P-12 (\$34.95), is offered. Top of the Hallicrafters line is the CB-14 (\$259.95) for mobile operation, or for base station use with the P-14 pedestal power supply (\$39.95). This unit has 23 channels.


HEATH COMPANY (Benton Harbor, Mich. 49023): Heavy emphasis is being placed on the popular GW-14 (\$89.95, kit, and \$124.95, wired) at the top of the line. This solid-state transceiver has provisions for 23-channel crystal-controlled operation. The GW-14 is designed for 12-volt mobile operation, but a new 6- to 12-volt converter—Model GWA-14.4 (\$14.95)—is offered the VW or Porsche owner. For base station operation, the Model GWA-14-1 (\$14.95) 117-volt a.c. power supply is used. Heath sells the crystals for the GW-14 at discount prices when they are ordered with the transceiver. Continued in the line are the GW-12A (\$34.95) for single-channel base station operation and the GW-12D (\$39.95) which is universally powered. The GW-22 series is available in a variety of config-

urations—with and without selective calling—from \$47.95 to \$74.95. A deluxe base station, GW-42 (\$99.95), featuring selective calling, is still available. In the walkie-talkie line-up is the 1-watt GW-25A (\$69.95). Heath is also considering a new walkie-talkie with a 2-watt input rating. It will be the GRS-65 (\$99.95, assembled) and will be for single-channel operation.

INTERNATIONAL CRYSTAL MFG. CO.

INC. (18 N. Lee, Oklahoma City, Okla.): The Model 440 (\$245) is being continued, as well as the Model 50AN (\$172.50) and Model 59N (\$172.50). The Model 440 is set up for 23 channels, the 50AN for 3, and the 59N for 12. All of these units are tube types. New this year are the Model MO (\$199.50) and Model MO-23 (\$245). These latter units are hybrids, mixing tubes and transistors, and are designed for mobile operation. The Model MO is set for 6 channels and the Model MO-23 for 23 channels. Both units feature control-head remote operation.

E. F. JOHNSON CO. (Waseca, Minn.): Probably the most resounding impact on the CB market in the past 12 months was made by the E. F. Johnson Co. through the introduction of its "Messenger 350" (\$299.95). This solid-state transceiver insures CB single-sideband communications under the worst possible QRM and QRN conditions. The "350" has 2 crystal-controlled channels, each of which can be subdivided and transmissions



MULTI-ELMAC "CITI-FONE II"



PEARCE-SIMPSON "DIRECTOR"



POLYTRONICS "POLY PUP"




RAYTHEON "TWR-ELEVEN"

made on either the upper or lower sidebands, thus providing 4 possible communications channels. Primarily a mobile rig, the "350" can be used as a base station with a 117-volt accessory power supply. Power input to the "350" is 10 watts (PEP) and provisions are made for i.f. noise silencing and p.a. switchover. At this writing, Johnson has no plans to drop its CB 5-watt input AM equipment. The "Messenger" (\$99.95), "Messenger Two" (\$149.95), "Messenger III" (\$189.95), and "Personal Messenger" (\$129.50) are all being continued. Announced within the past few months was a new member of the family, the "Messenger 100" (\$129.95). This is a solid-state unit for 5-channel operation featuring built-in speech compression and i.f. noise clipping on "receive." A base station 117-volt a.c. power supply pedestal is available as an optional accessory. In the way of accessories, Johnson has a novel "Power Pack" (\$69.95) for hand-carried operation of the "Messenger III," "Messenger 100," and "Messenger 350." The "Power Pack" provides 8 hours of operation and is designed to accept either a 22" center-loaded or 48" base-loaded whip antenna. A battery recharger will recharge the nickel-cadmium cells in 12-16 hours. In addition to the selective-calling system ("Tone Alert") being continued by Johnson, other accessories include a "CB Matchbox" (\$15.95), "Antenna Meter" (\$14.95), "Voltage Regula-

tor" (\$17.95) for dropping 24-32 volts to 13 volts, and "In-Converter" (\$22.95). AT PRESS TIME: A new 23-channel solid-state unit has been announced, the "Messenger 323" (about \$300), which will be top of the line in AM equipment.

- **KAAR ELECTRONICS CORP.** (2250 Charleston Rd., Mountain View, Calif. 94041): A new member of the Canadian Marconi Company group, Kaar is retaining the time-proven D333B (\$229.95) with its 8 channels and tunable receiver.
- The "Skyhawk" (\$219.95) is being upgraded into a "Mark II" version, and scheduled for release this month is a new solid-state transceiver, the "Skylark 336" (\$179.95). The "Skylark" will be rugged and designed for industrial use. It will have 11 channels. All Kaar transceivers have a special 2-year guarantee on components.

- **LAFAYETTE RADIO ELECTRONICS CORP.** (111 Jericho Turnpike, Syosset, L.I., N.Y. 11791): As one of two major manufacturers/suppliers of CB gear, Lafayette has a number of things planned for the next few months. Since the last report in POPULAR ELECTRONICS (the August 1965 issue) the "Comstat 9" (\$59.95) has been introduced. This 9-channel crystal-controlled receive/transmit unit is sold as a kit. Extra crystal socket positions are panel-mounted, and a switch on the rear deck can change the input from 5 watts to 100 milliwatts. A wired version of the "Comstat 9,"



called the "Comstat 19" (\$69.95), is also available. Both units can be universally powered through the use of optional accessories. For 25-channel operation (Lafayette has set aside 2 extra crystal positions for the proposed HELP frequencies) at a modest price, the "Comstat 25" (\$139.95) may fill the bill. This transceiver has a dual-conversion receiver, frequency-synthesis, "Range Boost" modulation, and p.a. facilities. The "Comstat 25" also has the 100-milliwatt switch and is a hybrid circuit with universal power. Next step up the line in these mostly tube-type transceivers is the remodeled HB-444/25A (\$179.95). Here again the possibility of 25 CB channels is part of the package, plus a new circuit that automatically switches the S-meter to read relative power output when transmitting. The 100-milliwatt switch is retained as in the above units, but "P.A. Volume" is a separate control on the front panel. For 25-channel mobile operation, Lafayette is introducing the "HB-525" (\$149.95). This transceiver has a 455-kHz mechanical filter for maximum receiver selectivity. The "Range Boost" circuitry is built in, and the solid-state design makes for a compact unit. A 6-volt and a 117-volt power supply will be available. The popular 12-channel mobile rig called the "HB-555" (\$99.95) is being continued, as is the "HB-600" (\$219.95). The latter unit is the top of the Lafayette line. It is universally pow-

ered and contains a special r.f. noise-limiting circuit (pat. pending). The "HB-600" is all solid state with p.a. and "Range Boost" provisions. Lafayette has a wide variety of walkie-talkies for Part 95 operation. Two of the best are: the "HA-300B" (less than \$80) which is a new one featuring 2 watts input, 3 channels, and "Range Boost" modulation; and the "HA-450" (\$99.95) with 2.5 watts input and 6-channel operation.

METROTEK ELECTRONICS, INC. (7900 Pendleton Pike, Indianapolis, Ind. 46226): This subsidiary of Regency Electronics, Inc., has revamped its line of moderately priced equipment. Starting at the top of the line, the "Colt 23" (\$129.95) has a 23-channel crystal-controlled transmitter with tunable receiver. The receiver features dual conversion. Next in line is the "Pacer II" (\$99.95) with 10 transmit and 11 receive channels plus a tunable receiver. A crystal socket on the panel permits the 11th transmit channel selection.

- The "Mustang II" (\$79.95) has 7 transmit and 8 receive crystal-controlled channels, plus a tunable receiver. A panel crystal socket is provided. All three of the Metrotek receivers have "Spotter" facilities, built-in speech clipping, and are universally powered.

MIDLAND INTERNATIONAL CORP. (1909 Vernon St., N. Kansas City, Mo. 64116): This importer has a wide variety of walkie-talkie transceivers with power input ratings of 100 milliwatts and up. It is

difficult to single out any one from all the others, but CB'ers might particularly note the "Model 13-130" (\$69.95) which is a 3-channel walkie-talkie with 1 watt input and the "Model 13-133B" (\$79.95), a 2-channel unit with 2 watts input. New from Midland is a 5-watt base station called the "Model 13-150" (\$99.95). This transceiver is completely solid state and set up for 8 crystal-controlled channels.

MULTI-ELMAC CO. (21470 Coolidge, Oak Park, Mich. 48237): The "Citi-Fone 99" (\$99.95) introduced within the past year has attracted attention. This unit has 8 crystal-controlled channels, S-meter, high level modulation, and is universally powered. Big brother of the "99" is the "Citi-Fone 55" (\$169.50), crystal-controlled on all 23 channels. Both of these units are tube type, but the brand-new "Citi-Fone II" (\$49.95) is completely solid state. The "II" represents an unusual approach in CB equipment and is one of the lowest cost units on the market. It is for 2 channels and the receiver is not really a receiver, but a converter, so that a standard AM auto receiver serves as the second i.f. strip. The "II" is extremely small and for 12-volt d.c. operation only.

OLSON ELECTRONICS, INC. (260 S. Forge St., Akron, Ohio 44308): Price of the "Side-Bander II" has been reduced (\$189.98). This unit is one of the few CB rigs featuring double-sideband transmissions with reduced or partially suppressed carrier output. New from Olson is the "Spotter 23" (\$109.98). This unit has a tunable receiver and provisions for 23-channel crystal-controlled operation. A panel socket for an "extra" transmit channel is part of the package. Both of the Olson units are tube-type and are universally powered. AT PRESS TIME: New 8- and 12-channel transceivers will be introduced in the late fall.

PACE COMMUNICATIONS CORP. (24049 S. Frampton Ave., Harbor City, Calif. 90710): The big news from Pace is the introduction of the "Plus 23" (\$199). This unit has all 23 channels, dual-conversion receiver, all solid-state circuitry on printed circuit boards, high level modulation, p.a. output, and two selections of series gate noise limiting. Designed for 12 volts d.c., a snap-in power lead is available for changeover to base station

operation. The "Pace I" (\$129) appears for the first time in this report. This unit has 6 crystal-controlled channels and a dual-conversion receiver, and is for mobile 12-volt operation only. The "Pace II" (\$169) is being continued in the line. This transceiver is set for 12 channels and has a base station power pack accessory. Another new one is the "Pace II-S" (\$179), featuring a calibrated S-meter, but otherwise similar to the "Pace II." Both of the latter transceivers have two positions of noise limiting, p.a. output, and selective-calling accessories. The "Pace 5000" (\$250) and "Pace 5000-P" (\$320) are being continued. These are extremely rugged units featuring 6-channel operation and a wide selection of input voltages (6, 12, 24/28, or 32 volts for mobile, marine, or aircraft use). AT PRESS TIME: A new transceiver called the "Auto-Mate" (\$69.95) has been announced. This unit will load a typical automobile cowl antenna—instead of requiring a special CB antenna. The "Auto-Mate" acts as a converter, using the auto radio as i.f. strip and detector.

PEARCE-SIMPSON, INC. (P.O. Box 800, Biscayne Annex, Miami, Fla. 33152): Just because the Pearce-Simpson people revel in Florida sunshine, don't think that they are standing still. Just announced as we go to press is a 6-channel solid-state unit called the "Companion III" (\$139.90). This transceiver has "automatic" channel-changing with a touch-tap button. Two r.f. stages in the receiver, all-electronic switching, and p.a. output are built-in. At the top of the Pearce-Simpson line of new units is the "Director" (\$299.90). All solid state, with 23 channels, this unit is claimed to have exceptional frequency stability through the use of special circuitry. Negative peak clipping and high level audio saturation put sock in the modulation. You can get a lot of the "Director" features in the new "Escort II" (\$239.90) if you're satisfied with 11-channel operation vs 23 channels. Both the "Director" and "Escort" are for mobile use, but 117-volt a.c. power supplies are available. The "Guardian 23" (\$269.90) contains circuitry similar to the above two units, but is a tube-type unit. It has 23 channels and a special panel r.f. gain control. The "Companion II" (\$179.90) is \$10 down

(Continued on page 93)



BUILD:

POWERHOUSE 2-TUBE SHORT-WAVE RECEIVER

By **CHARLES GREEN,**
W3IKH

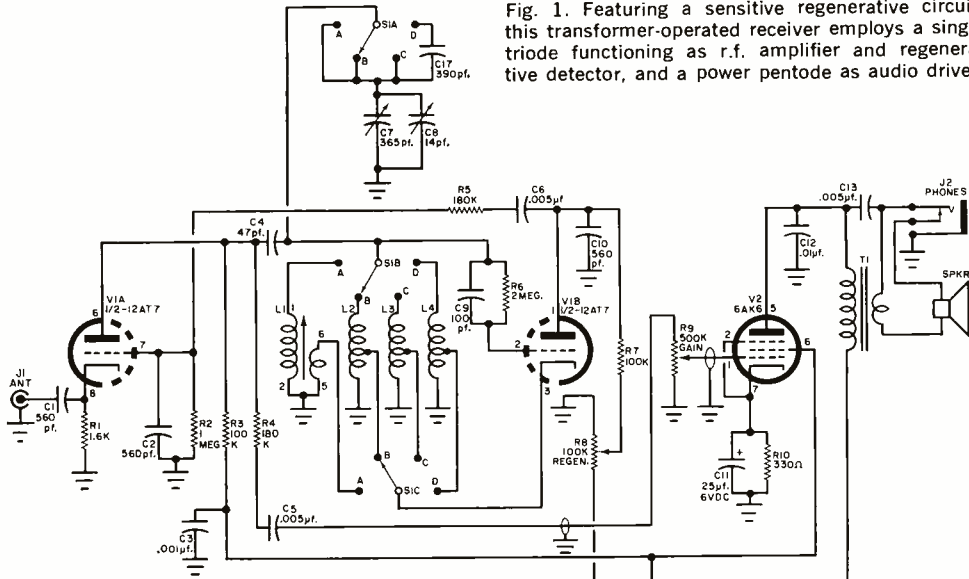
DON'T LET
THE "2-TUBE" ANGLE
THROW YOU . . .
THIS RECEIVER
IS ACTUALLY
THE HOTTEST THING AROUND

HERE'S a short-wave receiver that's built like a brick house, yet fires up like a real powerhouse. True, it cannot claim style . . . but it sure can boast plenty of class. Far more important is the fact that it pulls in more stations—from all over the world—than many commercial short-wave receivers with a lot of fancy circuitry that adds nothing but complexity. This "little monster" covers frequencies from 500 kHz to 30 MHz in four bands! How about that?

Just imagine picking up your local broadcast stations, then switching to the marine band, then to the international short-wave bands, all the way down to the 10-meter amateur band! A simple bandspread tuning circuit is incorporated to provide maximum selectivity in the crowded bands, and provisions are included for either speaker or headset operation.

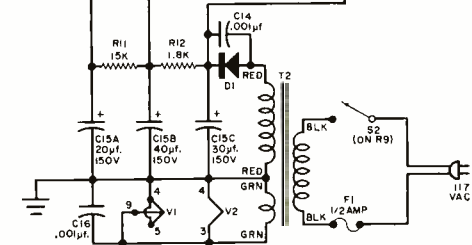
About the Circuit. The "little monster" is a transformer-operated regenerative receiver employing switchable coils (see Fig. 1). A twin triode (12AT7) op-

Fig. 1. Featuring a sensitive regenerative circuit, this transformer-operated receiver employs a single triode functioning as r.f. amplifier and regenerative detector, and a power pentode as audio driver.



erates as an r.f. amplifier and regenerative detector. A power pentode (6AK6) drives the speaker or headphones through output transformer *T1*. Transformer *T2*, silicon diode *D1* and a filter consisting of *C15*, *R11* and *R12* provide B+ power.

The r.f. signals from the antenna are cathode-fed to grounded-grid reflex amplifier *V1a* through *C1*. The amplified output is applied to *V1b* through *C4*. The detected audio is fed back to the grid of *V1a* through *C6-R5*, and after amplification is coupled to gain control



R9 thru *R4-C5* before it is applied to *V2*. Switch *S1* selects the coils for the desired band while *R8* varies the regenera-

PARTS LIST

C1, *C2*, *C10*—560-pF, 400-volt ceramic disc capacitor
C3, *C14*, *C16*—0.001-μF, 400-volt ceramic disc capacitor
C4—47-pF, 400-volt ceramic tubular capacitor
C5, *C6*, *C13*—0.005-μF, 400-volt ceramic disc capacitor
C7—10-365 pF variable capacitor
C8—2-14 pF miniature variable capacitor (E.F. Johnson 160-107 or equivalent)
C9—100-pF, 400-volt ceramic tubular capacitor
C11—25-μF, 6-volt electrolytic miniature capacitor
C12—0.01-μF, 1000-volt ceramic disc capacitor
C15—20-30-40 μF, 150-volt electrolytic capacitor
C17—390-pF, 400-volt mica capacitor
D1—1N1697 diode
F1—1/2-ampere fuse (and fuse holder)
J1—Phono jack
J2—Closed-circuit phone jack
L1—Oscillator coil (J.W. Miller 71-OSC or equivalent)
L2, *L3*—B & W 3016 Miniductor coil
L4—B & W 3013 Miniductor coil
R1—1600-ohm, 1/2-watt resistor

R2—1-megohm, 1/2-watt resistor
R3, *R7*—100,000-ohm, 1/2-watt resistor
R4, *R5*—180,000-ohm, 1/2-watt resistor
R6—2-megohm, 1/2-watt resistor
R8—100,000-ohm potentiometer, linear taper
R9—500,000-ohm potentiometer, audio taper (with on-off switch *S2*)
R10—330-ohm, 1-watt resistor
R11—15,000-ohm, 1/2-watt resistor
R12—1800-ohm, 2-watt resistor
S1—3-pole, 4-position rotary switch
S2—S.p.s.t. switch (on *R9*)
T1—Output transformer: primary, 10,000 ohms; secondary, 4 ohms (Stancor 13879 or equivalent)
T2—Power transformer, 125 volts @ 15 mA and 6.3 volts @ 0.6 ampere (Stancor PS-8415 or equivalent)
V1—12AT7 tube
V2—6AK6 tube
SPKR—4", 3.2-ohm speaker
 1—8" x 6" x 4 1/2" aluminum box (LMB 146 or equivalent),
 1—8" x 5 1/2" x 1/16"-thick aluminum sheet
 Misc.—Terminal strips, a.c. line cord, knobs, 7-pin and 9-pin tube sockets, etc.

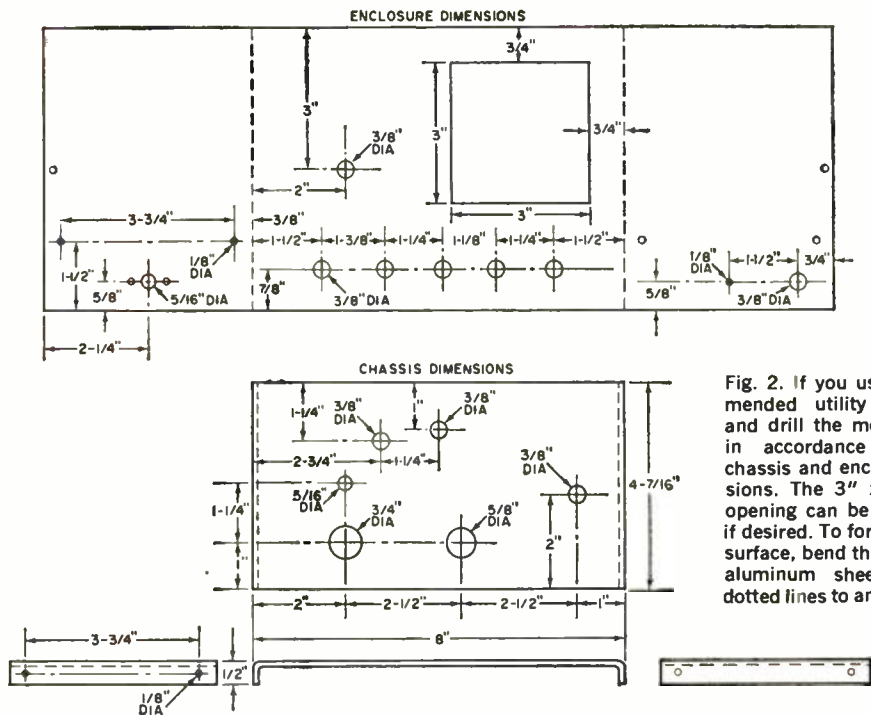


Fig. 2. If you use the recommended utility box, punch and drill the mounting holes in accordance with these chassis and enclosure dimensions. The 3" x 3" speaker opening can be made round, if desired. To form the chassis surface, bend the edges of the aluminum sheet along the dotted lines to an angle of 90°.

tion of the detector. Capacitor *C7* is the main tuning capacitor and *C8* provides bandspread tuning. Band A covers approximately 0.5 to 1.6 MHz; band B from 1.7 to 5 MHz; band C from 4.5 to 14 MHz; and band D from 13.5 to 30 MHz.

Construction. The receiver is assembled on a $\frac{1}{16}$ "-thick $4\frac{7}{16}$ " x 8" aluminum plate mounted in a utility box (LMB 146) approximately two inches from the bottom of the box. The speaker, dial plate, and the tuning and operating controls are all mounted on the front panel of the utility box.

Mounting dimensions and drill sizes for the chassis and cabinet are given in Fig. 2. After drilling out and deburring the holes, install the tube sockets, rubber grommets, speaker and metal grille, transformers, coils, and the tuning capacitor at the locations shown in Fig. 3.

Coil details and terminal connections are given in Fig. 4. Note that the B & W coils must be cut down to a specified number of turns, and that in each case a #6 ground lug is attached to one end of the coil. To attach the lug to the coil, file the lug to get a sharp edge, heat it, and then insert it into the plastic coil form nearest the end of the coil, after soldering the coil terminal to the lug. The ground lug is secured to the chassis with a #6 self-tapping screw.

You can now follow the pictorial diagram (Fig. 5) for the layout of com-




Fig. 3. Assemble major components on the chassis at the locations shown. Be sure to use four $\frac{3}{8}$ "-long spacers between capacitor *C7* and front panel.

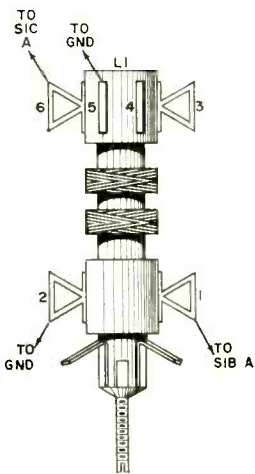
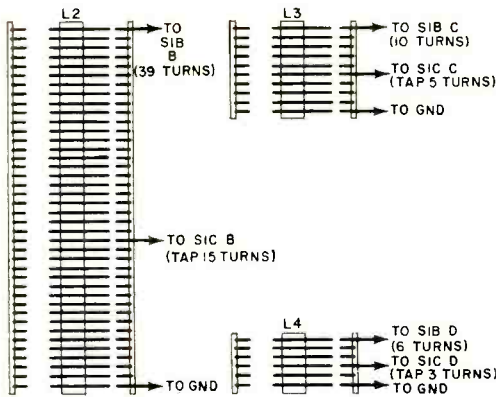


Fig. 4. Coil L1 is installed by inserting clips near screw end into mounting hole and pressing down on coil until a click is heard. The B & W coils (L2 through L4) must first be cut down to the specified number of turns.



ponents and circuit wiring. Be sure to dress the 6.3-volt filament wires close to the chassis while keeping them away from the coils. Keep all wiring as direct and as short as possible.

Use $\frac{3}{8}$ "-long spacers to mount the tuning capacitor to the front panel, and

make sure the lugs on the capacitor are not grounded to the chassis. After completing the assembly, install the template (Fig. 6) on the front panel over the tuning capacitor. Then install a tuning knob with pointer and the remaining control knobs.

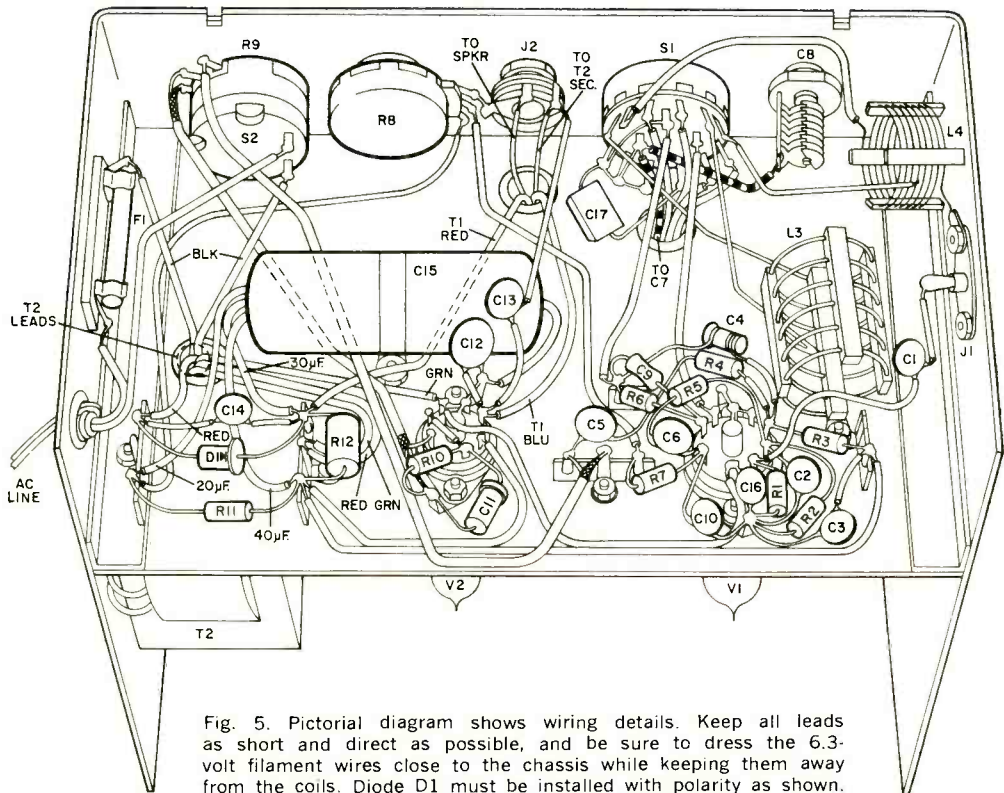


Fig. 5. Pictorial diagram shows wiring details. Keep all leads as short and direct as possible, and be sure to dress the 6.3-volt filament wires close to the chassis while keeping them away from the coils. Diode D1 must be installed with polarity as shown.

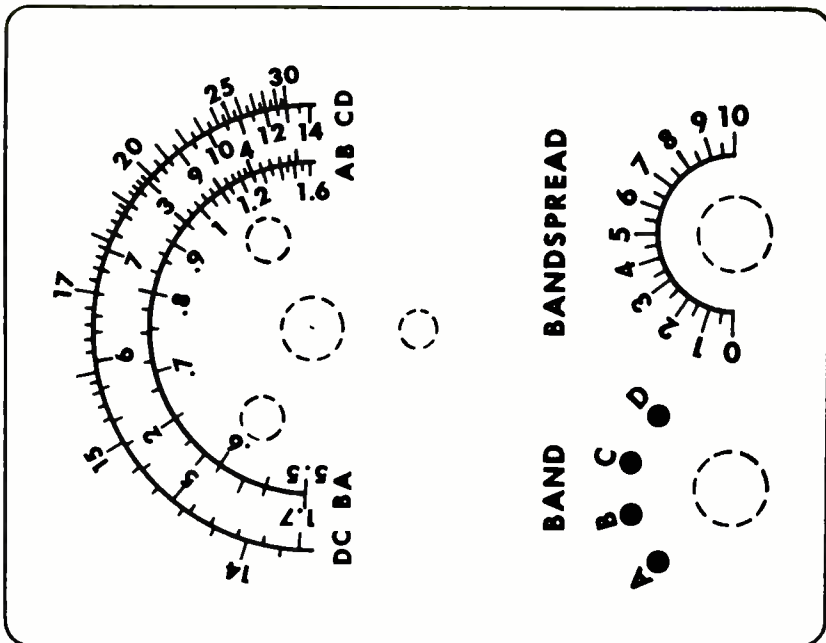


Fig. 6. This dial can be cut out, or redrawn, and pasted on receiver front panel. Actual calibration markings can be made when receiver is tuned to signals of known frequency.

Adjustments. During initial adjustment of the receiver, you may find that the frequencies of the stations tuned in do not correspond to the dial markings. This could be due to lead dress and other variables that can change the receiver tuning slightly. If this is the case, it is suggested that you either modify the template by changing the markings on it, or else make a new template which you can calibrate as necessary.

If you have a signal generator, then

by all means use it to calibrate your dial settings. If you happen to live in the vicinity of a broadcasting station and find that your receiver is swamped by strong signals, you can easily clear up this condition with a series wave trap connected between the antenna jack and chassis.

Use a J. W. Miller 71-OSC coil with a 365-pF trimmer capacitor connected between pins 1 and 2 (the grid winding) of the coil to form the trap. Then simply adjust the trimmer until all interference is reduced to a minimum. This adjustment should not affect reception of other stations.





Fig. 7. Layout is simple and uncramped. Plastic fuse cover prevents accidental contact with a.c. line if you're working on the receiver with power on.

Operation. Plug in the receiver to a convenience outlet and turn the *GAIN* control all the way up. Hook up a good antenna to *J1*, and advance the *REGEN* control until you hear a loud noise or a whistle. Then back off on the *REGEN* control until the noise or whistle just disappears, and your station should come in loud and clear.

With a little practice, you will soon become a pro at adjusting the *REGEN* to the proper level while you pull in stations from all over the band. —30—

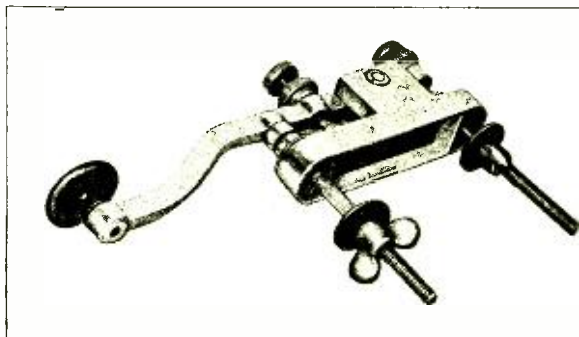

THE DIT MAKERS

CONVERTING MUSCLE POWER
TO MORSE CODE
WAS THE JOB OF THESE
OLD WORKHORSES



Think a "bug" is a complicated machine? How would you like to drive this impressive unit down the 80-meter ham band? You might call this a "double bug," although its proper title is "double lever automatic keyer." It formed dit's and dah's automatically, like a "modern" electronic keyer, but the operation was entirely mechanical. There were 17 adjustments to make to tune it up for use—you had to be a good man to get 'em all done before the sunspot cycle changed.

This is a "sideswiper." Also called a "cootie key," it was the granddaddy of the modern "bug" or semi-automatic key. The sideswiper was made with a spring lever suspended between two fixed (but usually adjustable) contacts. Both dit's and dah's had to be formed manually by the operator. The large silver contacts on this "dit maker" were said to be capable of handling 2000 watts.



Take a look at the mounting bolts on this baby. It's just a simple straight key that was the standard type used on United Fruit Company vessels. The long bolts held the key securely bolted to the operator's worktable. The contacts aren't exactly midgets, either—those sea-going spark sets really packed a wallop.

ALTHOUGH this statement may start an argument, the heyday of the radiotelegrapher has passed. Since Marconi keyed his first transmitter, however, there have been all sorts of ingenious contraptions developed to ease the job of the radio operator. Looking back, many key designs now seem rather foolish and scarcely worth the effort involved in learning how they were to be used.


You'll find old keys, proudly polished, exhibited in the many "wireless" museums that dot the country. The keys shown here are on display in the museum maintained by the American Radio Relay League, in Newington, Conn.

—Marshall Lincoln




You might call this one a bug in a box. It's an early type of semi-automatic key which was called a "Mecograph," and is shown here in its carrying case. It had a paddle much like those used on bugs today, but the weight and pendulum that form the dit's are at right angles to the paddle axis.

Who says "CQ" wheels are new? This old-time "Omnigraph" was made in the early 1900's for transmitted interval signals to occupy the frequency or channel. A spring-powered clockwork at the right (notice fly-ball governor) turned the wheel in the center, which carried metal "code wheels." Raised spots on the edges of the wheels caused a spring lever to close electrical contacts, keying a transmitter. CQ, anyone?



This heavy-duty key saw some hard use. Notice the angle of the large contacts. Those big lumps of silver could handle a kilowatt with ease. They had to. The old-time transmitters were big bruisers, and the "main plumbing" was keyed directly. The old key slappers weren't called "Sparks" for nothing.





SCIENCE COMES TO TV

*Broad-based programs
should appeal
to engineers, scientists,
and laymen alike*

DON HERBERT, television's "Mr. Wizard," will be on the air this fall in "Experiment," a new adult-level science series to be telecast over the National Educational Television's 104-station network. Although the series will be aimed at the general public, it should be of particular interest to scientists, engineers, and students as well.

Each program in the series will deal with the work of a single scientist. The first program, "Laser—the Light of the Future" will present the story of Dr. Arthur Schawlow of Stanford University and his contribution to the development of the laser.

Special simulators will be used to duplicate the performance of, or reaction produced by, the most sophisticated scientific projects. For example, in explaining what the LASER (Light Amplification by Stimulated Emission of Radiation) is, an Actan programmer made by Sealectro Corporation is used.

Consisting of a rotating drum memory switch, the programmer controls the symbolic interaction of electrons and photons by programming 324 lamps representing photons on a demonstration board designed by Don Herbert.

Other programs in the series will include the story of Mariner IV, covering its successful quest for pictures of the planet Mars; the discovery of Bernard's Star B, the invisible planet; computerized weather predictions; the attack patterns of sharks; and the social behavior of chimpanzees.

The series is to be produced by Prism Productions, Inc., and will be underwritten by grants from the National Science Foundation and the Alfred P. Sloan Foundation. Consult your newspapers in the fall for time and stations.

-50-

AMATEUR EQUIPMENT JAMBOREE 1966

NEW RECEIVERS,
TRANSMITTERS AND
TRANSCEIVERS—KITS AND
FACTORY-WIRED—FEATURE
IMPROVED SELECTIVITY,
SENSITIVITY, STABILITY,
AND TUNING ACCURACY

By **HERBERT S. BRIER**, W9EGQ

IF YOU CONSIDER the wide range of frequencies encompassed by amateur radio—from 1.8 MHz up into the GHz region—and the three levels of operating privileges granted by the various amateur licenses, it is easy to see why there is a demand for so many different pieces of amateur equipment.

Whether you are a Novice limited to low-power CW operation in the 80-, 40-, and 15-meter bands or phone and CW on 2 meters, or a Technician limited to the frequencies above 50 MHz, or a General with a multiband sidewinder, you'll have professional-looking and professional-operating equipment if you go in for the store-bought gear. Even the home-brew artist will recognize the excellent quality and features found in the current profusion of kits.

Receivers. Historically, the advent of SSB signals, which must be tuned to within 100 Hz (0.0025% at 4 MHz) to be intelligible, revealed how unstable pre-1955 receivers were by today's standards. It took a master's touch to tune in the signals and to keep them tuned in, as the receiver drifted with heat and line voltage changes, or "jumped" frequency if it was jarred. Today, tuning in

SSB signals on a modern amateur receiver is easier than tuning in AM signals on an older receiver, especially when interference is bad.

This improvement was accomplished in steps. First, the receiver tuning range per band was reduced from many MHz to a few hundred kHz. Second, great pains were taken to design a drift-free variable high-frequency local oscillator—upon which the ultimate stability of the receiver depends.

To further improve efficiency and stability, some sets run the oscillator over only one band of frequencies (usually in the 5-MHz region), and heterodyne it against a crystal to obtain the desired i.f. frequency. Strictly amateur receivers, such as the Heathkit SB-300, contain crystals only for the amateur bands. But other receivers, such as the Drake R-4A or Collins 75S-3B, accommodate additional crystals to obtain coverage of other frequencies of interest. Of course, these improved oscillator techniques are also used in amateur transmitters and transceivers.

Another trend in modern receiver design is the swing to electromechanical and quartz-crystal lattice filters in place of conventional tuned circuits, phase-shift networks, and other complicated expedients to sharpen the response and to improve selectivity. The filters do a good job, simplify associated circuits, and don't need readjustment.

Also featured in some of the newer receivers and transceivers are i.f. noise blankers. In contrast to simple audio noise clippers, a noise blander is effective against impulse-type noise on SSB and CW signals, as well as on AM signals. The blankers are standard equipment on the Drake R-4A receiver and the Hallcrafters SR-2000 transceiver; they are optional accessories for the Squires-Sanders SS-IR receiver and Collins KWM-2 transceiver.

Receivers intended for amateur use start at approximately \$75 for the basic Heathkit HR-10 and go up to about \$1000 for the super-deluxe models. Most popular price range is between \$250 and \$400.

This does not mean that general-coverage communications-type receivers have nothing to offer the amateur. They have been improved, too; and many amateurs prefer the wide range of frequencies covered (550 kHz to over 30 MHz). Prices for usable general-coverage receivers start at about \$59.95 for a R-55A Knight-Kit and keep right on climbing to beyond \$1500 for units like the National HRO-500, RACAL RA-217, and the Technical Materiel GPR-90RXD, which do everything a specialized limited range receiver will do but over a very wide range of frequencies.

Transmitters. Practically speaking, there are two types of amateur transmitters for use on the frequencies below 30 MHz—low-power CW transmitters, and medium-power CW/SSB transmitters. The former are designed for Novices and Generals who prefer CW and do not need a more elaborate transmitter.

These transmitters are all crystal-controlled and have power ratings ranging from 15 to 90 watts input; they are usually sold in kit form in the \$20 to \$90 price range. Wired models (when available) sell for 50% to 60% more.

The simplest of these units cover the



1




2



3


RECEIVERS



1



3



2




4


TRANSMITTERS



4



6




5

Transmitters have been dressed up and have come down in size. Many of them match their receiver counterpart in appearance and price. Kits and wired units are plentiful, and SSB is no longer a novelty. When transmitter and receiver are properly matched, transceiver-type operation is easy to accomplish.

- 1 Collins 32S-3
- 2 Drake T-4X
- 3 EICO 720
- 4 Hallicrafters HT-46
- 5 Heathkit SB-400
- 6 Squires-Sanders "Clegg Zeus"

Rich or poor, Novice or old-timer, there's a receiver for you. Prices range from less than \$75 to more than \$1000. Features range from simple but substantial bandspreads to digital readout devices for "split-hairline" tuning accuracy. Filters, Q-multipliers, and other accessories are built into some receivers, and are available as add-on devices in others. Many of the receivers can be purchased ready-made or in easy-to-assemble kits.

- 1 Allied's Knight-Kit R-55A
- 2 Collins 75S-3B
- 3 Drake 2-C
- 4 Hallicrafters SX-130
- 5 Heathkit SB-301
- 6 Squires-Sanders SS-1R



5



6

TRANSCEIVERS

80- and 40-meter CW bands, probably the best place for the average newcomer to begin his amateur career. More elaborate units cover the 20-, 15- and 10-meter bands; some of them also cover the 6-meter band.


As a bonus feature, some transmitters (Hallicrafters HT-40, Heathkit DX-60A, Knight-Kit T-60, etc.) contain built-in screen modulators to obtain low-power AM phone facilities, at little or no additional cost. In addition, EICO's 730 plate modulator will convert almost any low-power CW transmitter into a plate-modulated AM phone transmitter. The resulting phone signal is usually about 6 dB stronger than that obtained from screen modulation of the same transmitter.

Accessory VFO's add to the versatility of these simple transmitters. Also, the transmitters may be used to drive a linear amplifier to obtain up to maximum authorized power. Watch out for the power rating of the linears; when they are used to amplify AM signals, it is usually necessary to run them at 30% to 40% of the CW/SSB ratings, because of the different efficiencies and duty cycles of the different modes of operation.

Virtually all experienced amateurs now concede that SSB phone signals are superior to AM phone signals on the amateur frequencies below 30 MHz. The signals get out better and occupy half as much channel space. In addition, at reasonable power levels, SSB transmitters are less expensive than AM transmitters. These reasons help to explain why there is not a single, high-power AM transmitter for the lower frequencies on the market today.

Transceivers. When you get above the simple low-power CW transmitter, a decision must be made as to whether to go for a transceiver or a separate receiver and transmitter.


A transceiver uses many of its components in both the receive and transmit modes. This reduces size, particularly important in mobile operation (for which the transceiver was originally designed) and decreases overall cost. Single-sideband transceivers are available from simple 1-band units up to deluxe 5-banders; power ratings range from 135 to 2000 watts PEP.



1



2



3



4


Transceivers were originally designed for mobile operation, but the economy of having a transmitter and receiver in one package and the deluxe multiband features incorporated in many of these units make them a welcome member in any respectable shack. SSB operation is a snap with these units. Both kits and wired units are available.



5



6



7



8

- 1 Allied's Knight-Kit TR 106 and its companion VFO V-107
- 2 Drake TR-4
- 3 EICO 753
- 4 Hallicrafters SR-500
- 5 Heathkit SB-100
- 6 Lafayette HA-410
- 7 National NCX-5
- 8 Squires-Sanders "Clegg Venus"

A transceiver normally receives on the same frequency on which it transmits. This creates a minor problem when you're working several stations on slightly different frequencies. To combat the problem, several models, including the EICO 753, Raytheon SBE 34, and the Hallicrafters transceivers, were designed to be tuned up to 10 kHz on either side of their transmitted frequencies while receiving.

A more serious reception problem than signals a few cycles off frequency is the DX station that operates outside the U.S. phone band and listens for replies inside the band. Accessory VFO's are available for use with some transceivers to permit split-frequency operation.

Prices range from approximately \$160 for a basic, single-bander with power supply in kit form up to \$1500 for a deluxe, high-power 5-band job. The exact cost depends, of course, upon power and features of the individual transceiver.

Not all SSB transceivers work on CW, but those that do, perform quite well. Of special interest to Novices, some transceivers offer optional crystal control of the transmitted signal either as a built-in feature (as in the Heathkit SB-100) or as an optional accessory (Collins, Galaxy, and National units, for example). The power input of a 200-300 watt transceiver can easily be cranked down to the Novice 75-watt limit.

Advantages of Separate Units. Obviously, when a good receiver is already at hand, purchasing a separate transmitter is more economical than purchasing a multiband transceiver. Furthermore, when matching transmitters and receivers are used, the combination offers great versatility. With a snap of a switch, the combination can be operated transceiver-fashion or independently.

Compared to a transceiver, an independent receiver usually offers several degrees of selectivity vs one for the transceiver; this is particularly helpful on CW in the presence of QRM. The separate receiver may be a trifle more sensitive, but this depends upon the relative quality of the receiver and the transceiver being compared.

(Continued on page 99)

See Equipment Sampler on pages 72-75

RADIO AMATEUR EQUIPMENT SAMPLER

MANUFACTURER	MODEL	KIT OR WIRED	FUNCTION	TRANSMITTER CONTROL	BANDS	MODE	POWER, ETC.	PRICE
ALLIED RADIO 100 N. Western Ave. Chicago, Ill. (*Knight-Kit*)	R-55A	Kit	Receiver		BCB/6 m.	AM/CW	6 tubes	\$ 59.95
	R-100A	Kit	Receiver		BCB/10 m.	AM/CW/SSB	9 tubes	99.95
	T-60	Kit	Transmitter	Xtal	80/6 m.	AM/CW	60 watts	54.95
	TR-106	Kit	Transceiver	Xtal	6 m.	AM	12 V/117 V	139.95
	V-107	Kit	VFO for TR-106		6/2 m.			19.95
AMECO EQUIPMENT CORP. 178 Herricks Rd. Mineola, L.I., N.Y.	AC-1T	Kit	Transmitter	Xtal	80/40 m.	CW	15 watts	21.95
	TX-62	Wired	Transmitter	Xtal	2/6 m.	AM/CW	75 watts	149.95
	VFO-621	Wired	VFO for TX-62		1 1/4/2/6 m.		117 volts	59.95
	CB/CN	Kits	Converters		1 1/4/2/6 m.			19.95 ¹
	PS-1W	Kit	Power Supply for CB/CN				117 volts	and up 12.50 ¹
COLLINS RADIO CO. Cedar Rapids, Ia.	KWM-2	Wired	Transceiver	VFO	80/10 m.	SSB/CW	180 watts	1150.00
	32S-3	Wired	Transmitter	VFO	80/10 m.	SSB/CW	180 watts	750.00
	MP-1	Wired	Power Supply for KWM-2				12 V d.c.	198.00
	516F-2	Wired	Power Supply for KWM-2/32S-3				117 V a.c.	115.00
	75S-3B	Wired	Receiver		80/10 m.	SSB/CW/AM	117 volts	620.00
	62S-1	Wired	VHF Converter		2/6 m.	SSB/CW	150 watts	895.00
CONAR DIVISION OF NATIONAL RADIO INSTITUTE 3939 Wisconsin Ave. Washington, D.C.	400	Kit	Transmitter	Xtal	80/40/15 m.	CW	25 watts	32.50 ¹
	500	Kit	Receiver		80/40/15 m.	AM/CW/SSB	a.c.	37.50 ¹
DAVCO ELECTRONICS INC. P.O. Box 2677 2034 S. Monroe St. Tallahassee, Fla.	DR-30	Wired	Receiver		80/10 m. + part of 6 m.	AM/CW/SSB	Solid State	389.50
DELTA ELECTRONICS LTD. 70 Ranson Dr. Rexdale, Ont., Canada	KW-2000A	Wired	Transceiver	VFO	160/10 m.	SSB/CW	180 watts	595.00
		Wired	Power Supply				117 volts	99.50
		Wired	Power Supply				12 volts	120.00
	2-C	Wired	Receiver		80/10 m.	AM/CW/SSB	Solid State	229.00
	R-4A	Wired	Receiver		160/10 m.	AM/CW/SSB	117 volts	399.95
R. L. DRAKE CO. 540 Richard St. Miamisburg, Ohio	2-NT	Wired	Transmitter	Xtal	80/10 m.	CW	100 watts	129.00
	TR-4	Wired	Transceiver	VFO	80/10 m.	AM/CW/SSB	300 W PEP	599.95
	T-4X	Wired	Transmitter	VFO	80/10 m.	AM/CW/SSB	200 W PEP	399.95
	AC-4	Wired	Power Supply for TR-4/T-4X				117 volts	99.95
	DC-3	Wired	Power Supply for TR-4				12 volts	149.95

EICO ELECTRONIC INSTRUMENT CO., INC. 131-01 39th Ave. Flushing, N. Y.	720	Kit	Transmitter	Xtal	80/10 m.	CW	90 watts	89.95 ¹
	723	Kit	Transmitter	Xtal	80/10 m.	CW	50 watts	59.95 ¹
	753	Kit	Transceiver	VFO	80/40/20 m.	AM/CW/SSB	200 watts	189.95 ¹
	751	Kit	Power Supply for 753				117 volts	79.95 ¹
	752	Kit	Power Supply for 753				12 volts	79.95 ¹
	722	Kit	VFO for 720 and 723				117 volts	44.95 ¹
	730	Kit	Modulator for 720 and 723				50 watts	59.95 ¹
GALAXY ELECTRONICS 10 S. 34th St. Council Bluffs, Ia.	"V"	Wired	Transceiver	VFO	80/10 m.	AM/CW/SSB	300 watts	399.95
	AC-35	Wired	Power Supply for "V"				117 volts	79.95
	G-35DC	Wired	Power Supply for "V"				12 volts	89.95
	RX-1	Wired	Remote VFO for "V"					69.95
	NOX-1	Wired	Noise Crystal Adapter					24.95
GONSET, INC. Altec Lansing Corp. 1515 S. Manchester Ave. Anaheim, Calif.	G-50	Wired	Transceiver	Xtal/VFO	6 m.	AM	48 watts	367.30
	HT-40	Wired	Transmitter	Xtal	80/10 m.	AM/CW	75 watts	129.95 ¹
HALLICRAFTERS 5th & Kostner Chicago, Ill.	HT-46	Wired	Transmitter	VFO	80/10 m.	SSB/CW	180 W PEP	349.95
	HA-5	Wired	VFO	Xtal	80/2 m.	AM	12 watts	79.95
	SR-42A	Wired	Transceiver	Xtal	2 m.	AM	12 watts	199.95
	SR-46A	Wired	Transceiver	Xtal	6 m.	AM	12 watts	199.95
	HA-26	Wired	VFO for SR-42A/SR-46A					49.95
	SR-540	Wired	Transceiver	VFO	80/10 m.	SSB/CW	400 W PEP	395.00
	SR-500	Wired	Transceiver	VFO	80/40/20 m.	SSB/CW	500 W PEP	119.95
	P-500-AC	Wired	Power Supply for SR-540/500				117 volts	995.00
	SR-2000	Wired	Transceiver	VFO	80/10 m.	SSB/CW	2000 W PEP	395.00
	P-2000-AC	Wired	Power Supply					269.95
	SX-146	Wired	Receiver		80/10 m.	AM/CW/SSB		289.95
	SX-122	Wired	Receiver		BCB/10 m.	AM/CW/SSB		169.95
	SX-130	Wired	Receiver		80/10 m.	AM/CW/SSB		429.00
	HQ-170A-VHF	Wired	Receiver		160/2 m.	AM/CW/SSB	Built-in 6/2 m. converters	
HAMMARLUND MFG. CO. 73-88 Hammarlund Dr. Mars Hill, N. C.	HW-12/HW-22/ HW-32	Kits	1-band Transceivers	VFO	80/40 or 20 m.	SSB	200 W PEP	119.95 each
	HW-29A/HW-30	Kits	1-band Transceivers	Xtal	6 or 2 m.	AM	5 watts	44.95
	SB-100	Kit	Transceiver	VFO/Xtal	80/10 m.	CW/SSB	180 W PEP	360.00
	SB-110	Kit	Transceiver	VFO/Xtal	6 m.	CW/SSB	180 W PEP	320.00
	HP-13	Kit	Power Supply for HW-12/SB-100/SB-110				12 volts	59.95
	HR-10	Kit	Receiver		80/10 m.	AM/CW/SSB		75.00
	SB-301	Kit	Receiver		80/10 m.	AM/CW/SSB	10 tubes	250.00
SB-400	Kit	Transmitter	VFO	80/10 m.	CW/SSB	180 W PEP	325.00	
DX-60A	Kit	Transmitter	Xtal	80/10 m.	CW/AM	90 watts	79.95	

(Continued on next page)

RADIO AMATEUR EQUIPMENT SAMPLER

MANUFACTURER	MODEL	KIT OR WIRED	FUNCTION	TRANSMITTER CONTROL	BANDS	MODE	POWER, ETC.	PRICE
INDUSTRON INC. Whippany Labs. Inc. 77 Jefferson Ave. Westwood, N.J.	Lt'l Lulu	Wired	Transmitter	VFO	6 m.	AM/CW	12 V d.c./ 117 V a.c.	\$ 225.00
	Lt'l Lulu	Wired	Receiver		6 m.	AM/CW/SSB		250.00
INTERNATIONAL CRYSTAL MFG. CO., INC. 18 N. Lee St. Oklahoma City, Okla.	AOD-57	Wired	Transmitter	Xtal	6 m.	CW	5 watts	69.50
	Viking "6N2"	Wired	Transmitter	Xtal	6/2 m.	AM/CW	150 CW 100 AM	194.50
E. F. JOHNSON COMPANY Waseca, Minn.		Wired	VFO for 6N2 Receiver Converter for 6N2		6/2 m.	AM/CW		54.95 ² 89.95 ²
	Mobiltrans 40	Wired	Transceiver w/car radio	Xtal	160/80 or 40 m.	AM	40 watts Hybrid	99.50
LAFAYETTE RADIO ELECTRONICS 111 Jericho Turnpike Syosset, L.I., N.Y.	HA-225	Wired	Receiver		150 kHz/54 MHz	AM/SSB/CW	14 tubes	119.95
	HA-230	Wired	Receiver		BCB/10 m.	AM/SSB/CW	9 tubes	69.95 ²
	HA-350	Wired	Receiver		80/40/20/ 15/10 m.	AM/SSB/CW	10 tubes	139.95
	HA-500	Wired	Receiver		80/40/20/ 15/10 m.			149.95
NATIONAL RADIO CO. 37 Washington St. Melrose, Mass.	HA-410/HA-460	Wired	Transceivers	Xtal/VFO	15/10 m. 10 or 6 m.	AM	20 W 12/117 V	approx. 149.95
	HA-650	Wired	Transceiver	Xtal	6 m.	AM	2.5 W, Solid-State	each 119.95
PARKS ELECTRONICS LAB. 419 S.W. First Ave. Beaverton, Ore.	NCX-5 Mark II	Wired	Transceiver	VFO	80/10 m.	AM/SSB/CW	200 watts	685.00
	NCX-A	Wired	Power Supply for NCX-5				117 volts	110.00
	VX-501	Wired	VFO for NCX-5					249.95
	NC-77X HRO-500	Wired	Receiver		BCB/10 m. 5 kHz/30 MHz	AM/CW	117 volts	69.95
POLYTRONICS LABS, INC. 900 Burlington Ave. Silver Spring, Md.	50-1	Wired	Converter		6 m.	AM/CW/SSB/ MCW/FSK	Solid-State	1560.00
	144-1	Wired	Converter		2 m.		Nuvistor, 117 V	38.00
	220-1	Wired	Converter		1 1/4 m.		Nuvistor, 117 V	54.95
	432-3	Wired	Converter		3/4 m.		Nuvistor, 117 V	65.00
POLYTRONICS LABS, INC. 900 Burlington Ave. Silver Spring, Md.	144-1P	Wired	Preamp		2 m.		Solid-State	49.95
	PC-6/PC-6CD	Wired	Transceiver	VFO/Xtal	6 m.	AM	Nuvistor, 117 V	25.00
							18 W 12/117 V	199.95

RACAL COMMUNICATIONS 8440 2nd Ave. Silver Spring, Md.	RA-217	Wired	Receiver	980 kHz/30 MHz	AM/CW/SSB/ FM/MCW	Solid-State	2500.00
RAYTHEON CO. 213 E. Grand Ave. So. San Francisco, Calif.	SB-34	Wired	Transceiver	80/15 m.	SSB	Hybrid, 12/117 V	395.00
SOMMERKAMP IMPORTED Barry Electronics Corp. 512 Broadway New York, N.Y.	FR-100B FL-200B	Wired Wired	Receiver Transmitter	80/10 m. 80/10 m.	AM/CW/SSB AM/CW/SSB	12 tubes 130 watts	250.00 350.00
SQUIRES-SANDERS INC. Martinsville Rd. & Liberty Corners Millington, N.J. (Clegg Labs.)	SS-1R Interceptor B Venus 416 22'er Zeus	Wired Wired Wired Wired Wired Wired	Receiver Receiver Transceiver Power Supply for Venus Transceiver Transmitter	80/10 m. 6/2 m. 6 m. 2 m. 6/2 m.	AM/CW/SSB AM/CW/SSB AM/CW/SSB AM AM/CW	117 volts 85 watts 117 volts 20 watts 185 watts	995.00 495.00 495.00 110.00 249.95 745.00
SWAN ELECTRONICS CORP. 417 Via Del Monte Oceanside, Calif.	350 400 250 410 117-XC 14-117	Wired Wired Wired Wired Wired Wired	Transceiver Transceiver Transceiver VFO for 350/400 Power Supply for 350/400/250 Power Supply for 350/400/250	80/10 m. 80/10 m. 6 m. 80/10 m.	CW/SSB CW/SSB CW/SSB CW/SSB	400 W PEP 400 W PEP 240 W SSB PEP Solid-State 117 volts	420.00 420.00 325.00 95.00 95.00 130.00
TECHNICAL MATERIEL CORP. 700 Fenimore Rd. Mamaroneck, N.Y.	GPR-90RXD	Wired	Receiver	BCB/10 m.	AM/CW/SSB/ ISB/FAX/FSK	117/230 V	1552.00
TRANSCOM ELECTRONICS, INC. 375 Hale Ave. Escandido, Calif.	SBT-3 SBA-3 SBD-3A	Wired Wired Wired	Transceiver Power Supply for SBT-3 Power Supply for SBT-3	VFO	SSB	165 W Hybrid 120 volts 12 volts	299.50 99.50 99.50
UTICA COMMUNICATIONS CORP. 2917 W. Irving Park Rd. Chicago, Ill.	650A 92-05	Wired Wired	Transceiver Receiver	VFO/Xtal	AM AM/CW	12/117 V 117 V	199.95 64.95
VANGUARD ELECTRONICS LABS. 190-48 99th Ave. Hollis, N.Y.	301 Series	Wired	Converters	40/20/6/2 m. & other	Solid-State	117 V in, 9 V out	16.95 2.95
WORLD RADIO LABS., INC. 3415 W. Broadway Council Bluffs, Iowa	84 AC-384 AC-48 DC-384 TC-6A TCA	Wired Wired Wired Wired Kit Kit	Transceiver Power Supply for 84 Power Supply for 84 Power Supply for 84 Transceiver Power Supply for TC-6A	VFO	SSB	300 W PEP 300 W, 117 V 250 W, 117 V 300 W, 12 V 5 watts 115 volts	159.95 79.95 49.95 89.95 39.95 15.95

1. Also available in wired form

2. Also available in kit form

3. Information not available at press time





ZERO-BEATING THE NEWS

SETTING THE STAGE—Television monitors—part of an electronic stage control system designed by Cutler-Hammer, Inc.—will be used by stagehands in the new Metropolitan Opera House in New York City to tell how far curtains are open on a dark stage. Photo below shows plant engineer testing prototype with an oscilloscope.




BLACKBOARD BY WIRE—An electronic teaching system by Sylvania Electric Products transmits voice and handwriting over telephone lines for long-distance illustrated lectures. Students (below, right) watch TV monitor and hear voice of instructor (below) on speaker.





ICEBERG DETECTION—Revolving dish detectors, jutting from beneath the tail of a U.S. Coast Guard aircraft, track down icebergs even in dense fog. Radiometric equipment scans the sea, taking continuous readings of the microwave thermal energy. An iceberg has a distinct "signature" which the operator can identify. Developed by Sperry Rand, the equipment is installed in two Coast Guard planes flying the international ice patrol from Argentina, Newfoundland.

ATTACHE-CASE TELEPHONE—Calls can be made in complete privacy from any telephone with "Tel-Lips" (telephone version of Litton Industries Privacy System) which is self-contained in an attache case (left). User places telephone handset in special cradle in case and takes out privacy handset. By flipping a switch, he automatically scrambles his voice; it is unscrambled by a decoding device at the other end. An alpha-numeric enciphering feature is incorporated in some sets—important words or critical figures can be sent by depressing the proper buttons.



DATA MATE—Heart of new automatic alternate voice-data system is the compact magnetic drum storage unit above which automatically detects silent gaps in telephone conversations and fills them with data for transmission over a single international voice circuit. System was developed by ITT World Communications, Inc., for use by Pan American World Airways.



SATELLITE CONTROL—An electric space rocket with only 1/100,000-pound push has been developed by Electro-Optical Systems, Inc., for the U.S. Air Force. Fueled by 1/10-pound of liquid cesium, the 3" x 8" 2-pound ion engine will provide the minute thrust which is needed to control a satellite's deviations from orbit.

WARM UP THOSE
EARPHONES

HERE COMES THE DRAKE SW-4



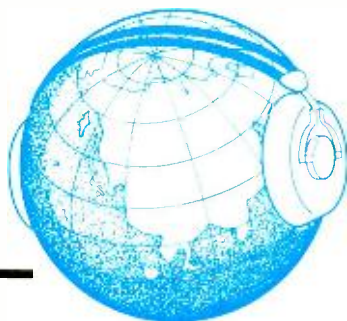
*Hybrid tube/transistor
SWL receiver
is the hottest thing
on the market*

IF A MAGAZINE could fall in love with a short-wave listening receiver, it would fall for the Drake SW-4. A renowned manufacturer of quality ham radio gear, the R. L. Drake Co. (540 Richard St., Miamisburg, Ohio 45342) is making its first venture into the SWL market. Using requirements specified by *Radio New York Worldwide*, Drake has produced the Model SW-4.

POPULAR ELECTRONICS tested out one of the first SW-4 receivers and, in a nutshell, can report after two months of intensive use that the SW-4 is everything

claimed for it. Intended for tuning the principal international short-wave broadcasting bands, it uses a system of crystal-controlled high-frequency oscillators, so that each complete rotation of the tuning scale is exactly equal to 500 kHz. The main dial window is calibrated from 0 to 0.500 MHz and 0.500 to 1.000 MHz. The skirted vernier dial is calibrated from 0 to 25 kHz in 1.0-kHz divisions. Thus, the SWL can not only read frequency directly from the dial, but can also tune to a specified frequency! This is the closest thing we've seen to automated SWL'ing.

The idea of direct frequency dialing in radio receivers is not new, but heretofore the SWL has been left out in the cold. The SWL either had to buy a ham radio receiver with lots of extras he didn't need, or reach way down in his pocket for an all-band receiver selling at \$600-700. The Drake SW-4 represents



Operation of the Drake SW-4 is simplified through the use of color-coding. In the photograph above, the SW-4 receiver is set for the 9.5-MHz "Band" in the 6-10 "Range MC." The "Range Peak" control is really an r.f. preselector and the color dash on the panel matches the dots of the other two controls.

To show the versatility of the SW-4, the station being heard at this dial setting is VLW/X9, Perth, Australia, operating 5 kHz lower than the assigned normal frequency. Match this dial setting to the other photo (9.5 MHz) so that the dial reads 9.5 MHz plus 0.100 MHz, plus 5 kHz, or 9.605 MHz.

SHORT SPECS

- Designed for listening in on the international broadcasting bands, the SW-4 tunes in seven bands: 6.0-6.5 MHz, 9.5-10.0 MHz, 11.5-12.0 MHz, 15.0-15.5 MHz, 17.5-18.0 MHz, 21.5-22.0 MHz, and 25.5-26.0 MHz, plus three "accessory" 0.5-MHz segments between 1.5 and 30.0 MHz.
- Sensitivity is better than 2.0 μ V for 10 dB AM signal to noise. Selectivity is 16 kHz wide at 60 dB down, for optimum broadcast reception.
- Dial calibration when set with WWV is better than plus or minus 2.0 kHz (in test model).
- Stability from cold start is under 0.1 kHz.
- The SW-4 has 10 tubes, 3 transistors, plus diodes in special hybrid circuitry.
- Unit draws 45 watts from 117-volt a.c. line, and measures 5½" high, 10¾" wide, and 11⅝" deep. Speaker is in identically sized cabinet.
- Price: \$289. Speaker, \$19.95 extra.

the first breakthrough in this respect, and serves as recognition of the fact that SWL's are looking for a receiver of its capabilities.

We used two different antennas with the SW-4, and we certainly recommend that the SWL really searching for DX make provisions for antenna changeover—it's definitely worthwhile. One antenna was the Mosley SWL-7, the other a long wire (100') strung about 35' in the air. After calibrating the dial with WWV on 10.0 MHz and 15.0 MHz, we never found it necessary to change the hairline settings. Unknown stations down in the mud could be tentatively identified from the 1966 WRH station listing. Programs that we especially wanted to hear were simply dialed and "there they were" nine times out of ten—that's pretty good dialing. —30—

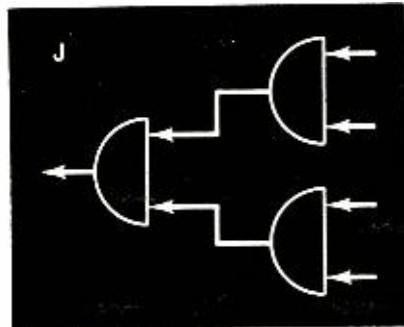
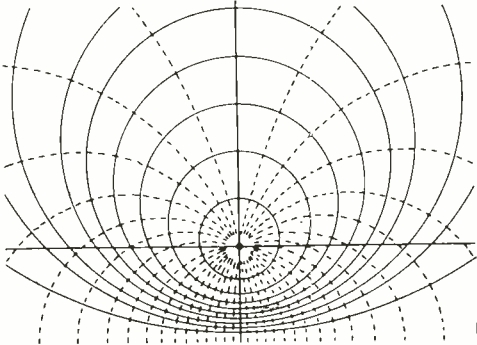
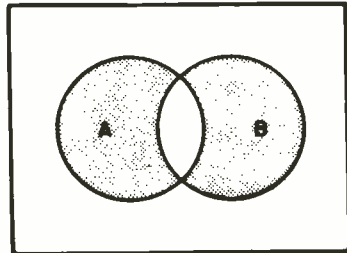
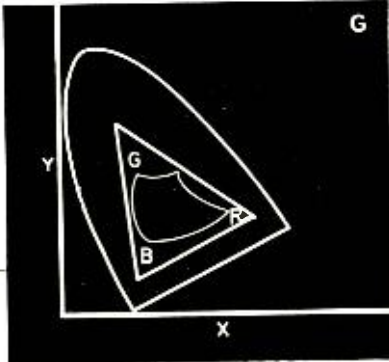


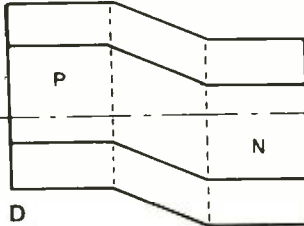
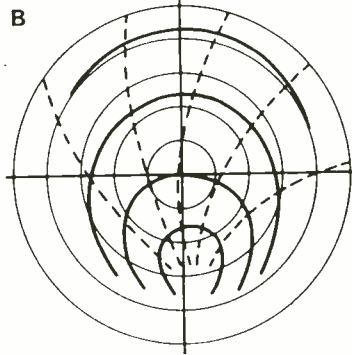
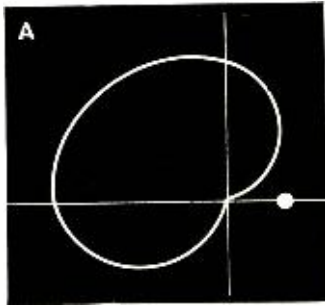
By **ROBERT P. BALIN**

DIAGRAM QUIZ

Most electronic technicians work with schematic diagrams, wiring diagrams, and block diagrams on a routine basis, and are familiar with all symbologies used. But how many have heard of a Nyquist or a Venn diagram? See if you can correctly identify the diagrams shown here by matching their names (1-10) with the actual drawings (A-J). Consider yourself fairly knowledgeable if you can identify six or more. But you could still be a crackerjack technician if you match no more than four.

- | | | | |
|----------------|---|--------------|---|
| 1 Basing | — | 6 Logic flow | — |
| 2 Chromaticity | — | 7 Nyquist | — |
| 3 Circle | — | 8 Rieke | — |
| 4 Directivity | — | 9 Venn | — |
| 5 Energy level | — | 10 Winding | — |

(Answers appear on page 104)



BUILD A TAPE RECORDER ECHO CHAMBER FOR UNDER \$10

...and enjoy a new dimension in sound



By **STEPHEN E. AUYER**

DO YOU HAVE an inexpensive tape recorder and about ten bucks to spare? Why not build an echo chamber for the tape recorder and really enjoy a new dimension in sound effects? Few devices can add as much pleasure and enjoyment to tape recording as an echo chamber. And as a family fun-maker and entertainer, it has no peer.

Actually, an echo chamber is a very simple device. It takes a recorded sound, delays it, and then sends it on to follow the original sound. The delayed sound is heard as an echo, and produces a very pleasant effect.

How It Works. An additional pickup head is installed on the tape recorder about two inches away—in the direction of tape travel—from the recording head (for tape speeds of $3\frac{3}{4}$ ips). A signal is recorded on the magnetic tape as it passes the original head. As the tape moves on, the same signal is picked up

by the new head (Fig. 1), amplified by *Q1*, and re-recorded as an echo a short time later. The setting of *R5* determines how much of the signal is fed back and re-recorded to produce a strong or weak echo as desired; distance between heads determines echo separation.

The echo chamber preamplifier circuit is shown in Fig. 2. Transistor *Q1* in a common emitter configuration provides sufficient gain to the delayed signal. Base bias is achieved by the voltage divider action of *R6*, *R1*, and *R2*. The collector voltage is developed across *R4* and *R6*.

Capacitor *C2* bypasses emitter resistor *R3* to eliminate degeneration, while *C3* serves to block d.c. from across *R5*. Capacitor *C5* couples the audio to the recorder amplifier.

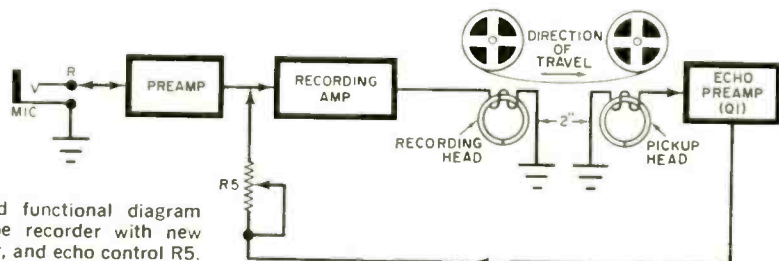


Fig. 1. This simplified functional diagram shows a modified tape recorder with new head, echo preamplifier, and echo control *R5*.

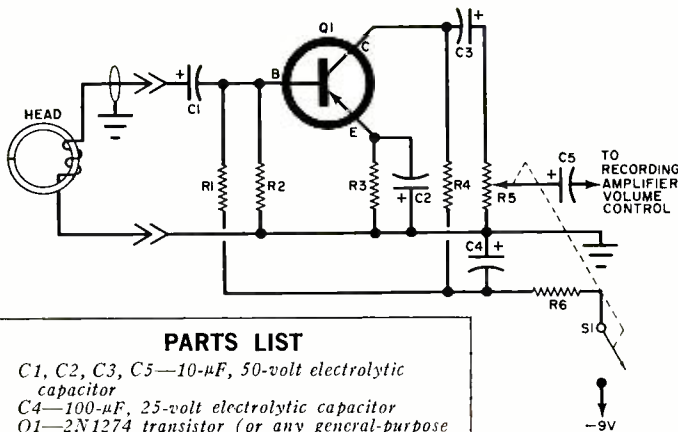


Fig. 2. The echo preamplifier employs a single common emitter stage to provide the necessary gain for the echo effects. Shielded cable connects new pickup head to preamplifier.

PARTS LIST

- C1, C2, C3, C5—10- μ F, 50-volt electrolytic capacitor
 C4—100- μ F, 25-volt electrolytic capacitor
 Q1—2N1274 transistor (or any general-purpose audio type)
 R1—47,000-ohm, $\frac{1}{2}$ -watt resistor
 R2—10,000-ohm, $\frac{1}{2}$ -watt resistor
 R3, R6—1000-ohm, $\frac{1}{2}$ -watt resistor
 R4—4700-ohm, $\frac{1}{2}$ -watt resistor
 R5—5000-ohm potentiometer (with switch S1)
 S1—S.p.s.t. switch (mounted on R5)
 1—Tape head (Midland 25-735 or Lafayette 99 R 6194)
 Misc.—Small piece of perforated phenolic board, knob, mounting hardware

Construction. The preamplifier can be assembled on a 2" x 3" piece of perforated phenolic board, using push-in Vector terminals for the connections. If there is a space problem, you can use a smaller board and simply utilize both sides of the board. Mount the assembled board in any convenient spot in the recorder using stand-off spacers or two right-angle brackets which you can make from a thin piece of aluminum cut to the proper size.

Install the echo control (R5) at any convenient spot on the tape recorder deck. Then connect the + (plus) side of C3 to the echo control (see Fig. 2). Now wire the plus side of C5 to the center lug of R5, and the other side of the capacitor to the output terminal of the tape recorder volume control. And be sure to establish a good common ground between preamplifier and recorder.

Mount the second tape head approximately two inches away from the first



During operation, the echo control (1) is turned up just enough to produce the desired echo level. If greater echo separation is desired, move new head (2) further away from the main recording head.

head, in the direction of tape travel. A word of caution: in many of the lower priced units, all parts of the tape do not make uniform contact with the head as the tape passes over it. For best results, you must therefore make certain that the second head covers the same part of the tape as the original head.

It may be necessary to install additional tape guides to keep the tape properly aligned. These can be made from a $\frac{1}{2}$ "-long, $\frac{1}{8}$ "-o.d. brass spacer, and can be secured to the deck with $\frac{3}{4}$ "-long #4 hardware. Use shielded cable when connecting the new head to its preamplifier.

Operation. Set up your recorder for normal recording. While monitoring the signal being recorded, increase the setting of the echo control (R5) until the desired amount of echo is produced. If the echo control is advanced too far, you will get an annoying feedback.

If your recorded sound comes out too "brassy," chances are the recording heads are not properly aligned. To correct this condition, loosen the screws that mount the second head, and rock the head slightly from side to side until the best response is obtained.

You can get an interesting effect by connecting the tape recorder monitor output to your hi-fi system, while the recorder is set to the *record* position. Then, as you talk into the microphone, your voice—plus its echo—will be heard.

For an extra-special sound effect, try connecting the output of an audio oscillator to the echo chamber. Then vary the frequency of the oscillator while recording.



SHORT-WAVE LISTENING

By HANK BENNETT, W2PNA/WPE2FT
Short-Wave Editor

A NEW COUNCIL FOR DX'ERS

SOME YEARS AGO the numerous radio clubs in Sweden decided to form an organization to represent all of them. This organization became known as "DX-Alliansen." Each participating club appoints one of its members to attend the annual meeting of the organization, at which time matters of common interest are discussed.

More recently, an organization was formed in North America, following the general pattern of the Swedish group, to promote closer cooperation among the many clubs in the U. S. and Canada, and also in the Caribbean area. Headed most ably by Don Jensen, of Milwaukee, Wis., the "Association of North American Radio Clubs" (ANARC) has made considerable headway on a wide variety of subjects.

Now comes word of still another group which is in the formative stage. The Norwegian DX-Listeners Club has proposed that clubs in Belgium, Denmark, Finland, France, Germany, Great Britain, Holland, Italy, Norway, Sweden and Switzerland band together and form a "European DX Council." It is proposed that each country have one representative, an active DX'er who would be backed by not less than 50 registered DX'ers in his country. Like the two previously mentioned organizations, the

new group would handle such problems as verification policies and the maintenance of good relations among the various clubs as well as between the stations and the DX'ers. It would also act as a "Decisive Assembly" in the event of any conflict, should the affected parties so request.

While representing DX'ers in a relatively small portion of the world, such a council could be a vital instrument in improving the already high standards of our hobby. We here in New York would like to see similar organizations formed in other parts of the world. For example, there is room for such a council in Africa, South America, the Balkan countries, and South and Southeast Asia.

In time it is conceivable that all areas of the world might be represented in an annual or biennial general parliamentary meeting.

About WPE Identifications. Two slightly disgruntled readers of this column have
(Continued on page 108)



August, 1966



Stephen Bruns, of Wellesley, Mass. (above), is otherwise known as WPEIGNO. Steve's receiver is a Knight-Kit "Star Roamer" which "roams" from 2000 to 30,000 kHz. His antenna is 150' long.

A Canadian teacher interested in the educational aspects of SWL'ing, Don Allen, VE2PE1JM, does his own DX'ing in Arvida, Quebec. Don's Trio 9R-59 and Toho 1008 receivers have "logged" 7 provinces, 27 states, 25 countries, and 6 continents.

ENGLISH-LANGUAGE BROADCASTS TO NORTH AMERICA

FOR THE MONTH OF AUGUST

Prepared by **ROBERT LEGGE**

TO EASTERN AND CENTRAL NORTH AMERICA

COUNTRY	CITY	TIME-EST	TIME-GMT	FREQUENCIES (MHz)
MORNING BROADCASTS				
AUSTRALIA	Melbourne	7:15-8:15 a.m.	1215-1315	9.58
CANADA	Montreal	7:15-8:15 a.m.	1215-1315	5.97, 15.32
DENMARK	Copenhagen	7:30-8 a.m.	1230-1300	15.165
FINLAND	Helsinki	7:15-7:45 a.m.	1215-1245	15.185 (Tues., Sat.)
GREAT BRITAIN	London	9:30-11:30 a.m.	1430-1630	15.35, 17.81
SWEDEN	Stockholm	9:9-30 a.m.	1400-1430	15.42
EVENING BROADCASTS				
ALBANIA	Tirana	7-7:30 p.m.	0000-0030	7.265
AUSTRALIA	Melbourne	8-10 p.m.	0100-0300	15.22, 17.84
BULGARIA	Sofia	7-8 p.m.	0000-0100	9.70
CHINA	Peking	8-10 p.m.	0100-0300	11.945, 15.06, 17.68
CUBA	Havana	8-11 p.m.	0100-0400	9.525
CZECHOSLOVAKIA	Prague	8-9 p.m.	0100-0200	7.345, 9.505, 11.99
DENMARK	Copenhagen	9-9:30 p.m.	0200-0230	9.52
ECUADOR	Quito (HCJB)	9-11:30 p.m.	0200-0430	9.745, 11.915, 15.115
EGYPT	Cairo	8:30-10 p.m.	0130-0300	9.595
GERMANY	Berlin	8-9 p.m.	0100-0200	9.73, 11.875
	Cologne	8:30-9:50 p.m.	0130-0250	9.64, 11.945
GREAT BRITAIN	London	4:15-10:30 p.m.	2115-0330	7.13, 9.51, 11.78
HUNGARY	Budapest	8:30-9:30 p.m.	0130-0230	9.833, 11.91
ITALY	Rome	8-8:20 p.m.	0100-0120	11.81, 15.385
JAPAN	Tokyo	6:45-7:45 p.m.	2345-0045	15.135, 17.825
LEBANON	Beirut	9:30-10 p.m.	0230-0300	11.76
NETHERLANDS	Hilversum	8:30-9:30 p.m.	0130-0230	9.59 (via Bonaire Relay)
PORTUGAL	Lisbon	9-9:45 p.m.	0200-0245	6.025, 6.185, 9.74
ROMANIA	Bucharest	8:30-9:30 p.m.	0130-0230	6.15, 11.935
SPAIN	Madrid	8-9:30 p.m.	0100-0230	6.13, 9.76
SWEDEN	Stockholm	8:15-9:45 p.m.	0115-0245	11.885
SWITZERLAND	Berne	8:15-9:15 p.m.	0115-0215	6.12, 9.535, 11.715
U.S.S.R.	Kiev	7:30-8 p.m. (Mon., Thurs., Fri.)	0030-0100 (Tues., Fri., Sat.)	9.66, 9.685
	Moscow	5:5-30 p.m. and hourly to 12-1 a.m.	2200-2230 and hourly to 0500-0600	7.15, 9.665, 9.685
VATICAN	Vatican	7:50-8:10 p.m.	0050-0110	5.985, 7.25, 9.645

TO WESTERN NORTH AMERICA

COUNTRY	CITY	TIME-PST	TIME-GMT	FREQUENCIES (MHz)
ARGENTINA	Buenos Aires	10-11 p.m. (Mon.-Fri.)	0600-0700 (Tues.-Sat.)	9.69
AUSTRALIA	Melbourne	5-7 p.m.	0100-0300	15.22, 17.84
BULGARIA	Sofia	8-8:30 p.m.	0400-0430	9.70
CHINA	Peking	7-9 p.m.	0300-0500	9.457, 11.82, 15.095
	Taipei	6:50-7:50 p.m.	0250-0350	11.86, 15.345
CUBA	Havana	9-10 p.m.	0500-0600	6.135
CZECHOSLOVAKIA	Prague	7:30-8:30 p.m.	0330-0430	7.345, 9.505, 11.99
GERMANY	Berlin	7:45-8:15 p.m.	0345-0415	9.73, 11.92
	Cologne	9-9:40 p.m.	0500-0540	9.735, 11.89
HUNGARY	Budapest	7-8 p.m.	0300-0400	9.833, 11.91
JAPAN	Tokyo	6-7 p.m.	0200-0300	15.135, 17.825
KOREA	Seoul	7-7:30 p.m.	0300-0330	15.125
PORTUGAL	Lisbon	8-8:45 p.m.	0400-0445	6.025, 6.185, 9.74
SWEDEN	Stockholm	7:15-7:45 p.m.	0315-0345	11.885
SWITZERLAND	Berne	8:15-9:15 p.m.	0415-0515	9.535, 11.715
U.S.S.R.	Moscow	7-10:30 p.m.	0300-0730	9.735, 11.755, 11.85



SOLID STATE

By LOU GARNER, Semiconductor Editor

CHANCES are you've read about micro-miniature integrated circuits not only in this column but in more general publications and newspapers as well. You may also have heard about these new units on special radio and TV programs. If you're a student, your science or physics teacher may have discussed them with you in class. If you're a typical hobbyist, it's a good bet that your curiosity has been thoroughly aroused and that you're "itching" to work with these devices.

The integrated circuits offered through distributors have been—in the past—too expensive, or they have been special-purpose units designed for computer and digital logic applications. Although there are many inexpensive logic circuits on the market, comparatively few hobbyists find use for NOR and NAND gates, flip-flops, shift registers, core drivers and similar circuits. Integrated linear amplifiers, on the other hand, can be used in a variety of projects, but the prices of these units—\$75.00 and up—put them out of reach of the average experimenter.

But now comes good news from the West Coast. International Rectifier Corp. (233 Kansas St., El Segundo, Calif. 90245), recognizing the interest of many hobbyists and experimenters in integrated circuits, has broken the price barrier by introducing a com-

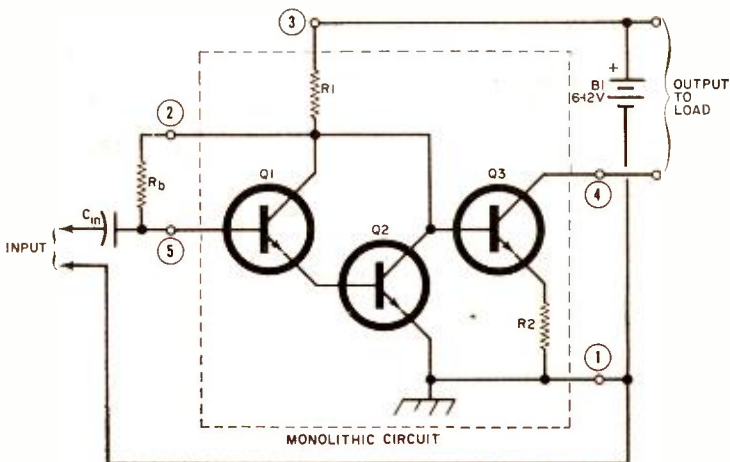
plete three-transistor audio amplifier for under \$20.00. A new addition to the IRC line of experimenter/hobbyist components, the integrated circuit audio amplifier can be used in a number of practical applications, either as a self-contained unit or as part of a more elaborate system.

The complete microminiature amplifier, shown in Fig. 1, is housed in a standard five-lead TO-5 transistor case. All components within the dotted line are formed on a monolithic silicon chip. The user merely adds an external bias resistor (R_b), an input capacitor (C_{in}), a d.c. power source, and an output load such as a resistor, earphone, inductance coil, or transformer. All transistors are *npn* types.

Transistors $Q1$ and $Q2$ form a Darlington stage which is direct-coupled to common-emitter output amplifier $Q3$. Resistor $R1$ serves as a common collector load for $Q1$ and $Q2$, and as $Q3$'s base bias resistor. The operation of $Q3$ is stabilized by unbypassed emitter resistor $R2$. Supply voltage of from 6 to 12 volts can be used.

According to the specifications released by International Rectifier, the unit is capable of a current gain ranging up to 6000, depending on bias and supply voltage. It has a minimum bandwidth of 1 MHz. Requiring less than 100 mA for operation, a typical unit has an input impedance com-

Fig. 1. Boasting a current gain of up to 6000, this microminiature integrated circuit linear amplifier from International Rectifier Corp. can deliver 45 milliwatts to a transformer load.



parable to that of standard small-signal transistors and an output impedance of approximately 20,000 ohms; and, with a 6-volt power source, it can deliver 45 milliwatts to a transformer load.

Now that the ice is broken, more low-cost integrated circuits for the hobbyist will probably be introduced. And you can look for further reductions in price.*

There's also good news from other manufacturers. Both Motorola Semiconductor Products (5005 E. McDowell Rd., Phoenix, Ariz. 85008) and Siliconix, Inc. (1140 W. Evelyn Ave., Sunnyvale, Calif. 94086) are now producing moderately priced field-effect transistors (FET's) for hobbyist and experimenter applications. And Radio Corporation of America, a pioneer in the manufacture of high-frequency overlay transistors, is now offering commercial units capable of handling up to 40 watts at 400 MHz. Also available from RCA are some low-priced units capable of delivering 1 watt at 600 MHz.

Biasing the Transistor. If we are to develop a systematic approach to the technique of analyzing and servicing transistor circuits, it is essential to have a good working knowledge of transistor biasing in practical circuits. For only then can we determine the conditions under which the transistors in a given circuit configuration will conduct or fail to conduct.

Transistors are biased both in the forward and in the reverse direction. For example, a forward bias is put across the emitter/base junction while a reverse bias is across the collector/base junction.

Four basic rules govern the biasing of transistors:

(1) Battery polarity must correspond to the emitter material. In other words, the positive side of the battery goes to the emitter in *pn*p units, while the negative side goes to the emitter in *np*n's.

(2) Forward bias is established by applying a small potential of the proper polarity between the emitter and base. In practice, this potential can vary from about 0.05 volt to 0.5 volt.

(3) Transistors conduct in the direction of current saturation as the potential on the base increases in the direction of the collector voltage.

(4) Conversely, transistor current decreases as the base potential changes in the direction of the emitter potential. When there's no difference of potential between base and emitter, the transistor cuts off.

*As we go to press, word has been received that low-power integrated circuit linear amplifiers in the \$2 to \$3 price range are being marketed by Radio Corporation of America and General Electric Company.

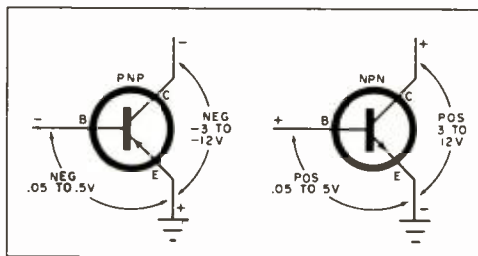


Fig. 2. Electron flow is from emitter to collector in npn types and from collector to emitter in pnp's.

Most transistors of the variety used in radio and audio frequency work operate with emitter-to-collector voltages in the range of from 3 to 12 volts, or more. When measured from the emitter, these voltages will be positive for the *npn* types, and negative for the *pn*p types. (See Fig 2.)

Once you know how a transistor functions under varying bias conditions, you should have no trouble whatsoever in developing an effective approach to building and servicing transistor circuits.

From Overseas. A British firm, Pulrose Co., Ltd. (6 Great John St., Manchester 3, England), is now marketing a transistorized photoelectric control system which responds *only* to the light from its own source, thus eliminating false alarms as well as the need for cowls, hoods, and similar shade covers. Highly sensitive, it can detect the presence of a sheet of clear glass, even in daylight. The design is based on an opto-electronic feedback loop formed by the light beam from a neon bulb striking a photocell.

Also from England comes news that solid-state devices are being used as automatic defrosters for power lines to prevent excessive accumulations of ice, packed snow, and frost which can cause breaks in long lines. Special insulated sleeves of a nickel, chromium, and iron alloy are employed at properly spaced intervals along the transmission lines. When the temperature falls below 15°C, the alloy becomes magnetic, developing eddy currents which generate heat in the cable to raise the temperature to above 15°C.

From Japan we hear that both the Teisco Corp. and Ace Electronics Co., Ltd. are producing transistorized portable electronic organs. Much more compact and lighter than familiar console types, these organs are suitable for jazz bands, rock 'n' roll combos, and similar itinerant musical groups. In fact, the production of all-electronic musical instruments is growing by leaps and bounds on the island, with major efforts concentrated on the manufacture of

(Continued on page 105)

TECHNICIAN BAND ANTENNA COUPLER



*Secure optimum coax line match
on either 6 or 2 meters*

By E. H. LEFTWICH, WA6GQZ


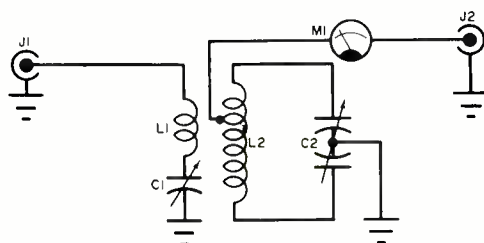
THE PRACTICE OF running a 52-ohm coax line right into a 50- or 144-MHz rig without a matching network has been accepted by most hams by default, since there just isn't enough information available on building 52-ohm coax fed antenna tuners and couplers. But maybe a few details on the tuner/coupler at the WA6GQZ shack will help those hams, Techs or Novices, who feel that they are not getting the best possible results from their antennas.

Construction of this tuner/coupler is straightforward and there should be no difficulty in duplicating—more or less—the general plan in the photographs. In the 50-MHz version of the unit, the coils are cut from standard B&W 3015 and 3021 stock. The smaller diameter coil, *L1*, is mounted inside coil *L2*, and the plastic supports and turn-spacers provide sufficient insulation for power out-

puts up to 50 watts. In the 144-MHz unit, the coils are both hand-wound and self-supporting, but *L1* is mounted outside of *L2*.

The r.f. ammeter is not necessary, but it's a handy indicator of antenna performance. Look around the surplus electronics stores for bargains in meters. A good r.f. ammeter can be purchased for four or five dollars.

The initial setting up of the tuner/coupler necessitates the use of a good



In the 50-MHz version, *L2* is tapped two turns from either end; in 144-MHz unit, it is tapped one turn from either end. Position of tap in each case may be varied slightly if necessary to obtain the lowest SWR.

Bottom view of 50-MHz version shows general parts placement; mounting is not critical. But note that *L1* is inside of *L2*.

PARTS LIST

J1, J2—Phono jack (Amphenol SO-239 or BNC UG-209, A/U)

50-MHz Version

C1—140-pF capacitor (Hammarlund MC-140-S or equivalent)

C2—35-pF capacitor, 2 sections, double-spaced (Hammarlund MC-35-SX or equivalent)

L1—3 turns of #16 wire, 1" diameter, 16 TPI (B&W 3015 or equivalent)

L2—7 turns of #14 wire, 1 3/4" diameter, 4 TPI, tapped 2 turns from either end (B&W 3021 or equivalent)

M1—2" r.f. ammeter, 0-2 expanded scale (Weston 507 or equivalent)

144-MHz Version

C1—100-pF capacitor (Hammarlund MC-100-S or equivalent)

C2—20-pF capacitor, 2 sections, double-spaced (Hammarlund MC-20-SX or equivalent)

L1—2 turns of #14 enamel-covered wire, 1" diameter, spaced 1/4" (hand-wound)

L2—5 turns of #10 bare wire, 1/2" diameter, spaced 1", tapped 1 turn from either end hand-wound)

VSWR bridge. Set the bridge to **FORWARD** and adjust the transmitter final and tuner/coupler for a maximum reading. Then switch the bridge over to **REFLECTED** and adjust C1 and C2 in tuner/coupler for minimum reading.

Repeat this procedure once or twice, and your SWR—with a decently resonant antenna—should drop down to 1.3:1 or better. If your antenna is slightly off-resonance, it may be necessary to shift the position of the tap on L2. —50—


TV BALUN USEFUL ON 6 AND 2

THE NEXT TIME you cannibalize a defunct television receiver, set aside the pair of antenna input balun coils. These coils will be useful if you ever want to get a low-power 6- or 2-meter ham transceiver on the air using only an outdoor TV antenna.

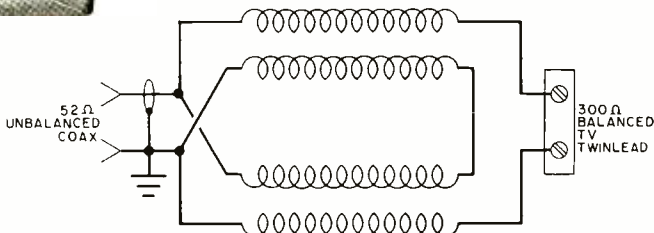
The writer took a pair of balun coils and permanently mounted them in a small aluminum metal box as shown. At one end of the box are terminals for feeding a 300-ohm twin lead and at the other end a coax connector. When emergency portable operation is called for, the encased balun is put into the line and the 52-ohm output of the transceiver is matched to a 300-ohm fed TV antenna.

In case you don't want to wait around for balun coils, you can buy a pair dirt cheap from practically any electronics supply house or mail order dealer.

—James Youngberg, K1NKR



Balun coils connected back to back make it possible to use 300-ohm TV twin lead as a low-loss feedline.



More electronics value for your money!

Save up to 50% with EICO Kits and Wired Equipment.

Whether you're looking for the fun and economy of building quality kits or you want ready-to-use factory-wired equipment — before you buy, examine carefully.


Whatever your interest — hi-fi, CB, ham, test instruments or

automotive electronics — compare EICO with anybody else.

The more critical you are, the more you'll see for yourself that your best buy is EICO.

See EICO at your local dealer.

EICO
KITS & WIRED



NEW EICO 888 Solid State Engine Analyzer Kit \$44.95 Only!

Now you can tune-up, troubleshoot and test your own car or boat.

Keep your car or boat engine in tip-top shape with this completely portable, self-contained, self-powered universal engine analyzer. Completely tests your total ignition/electrical system. The first time you use it — just to tune for peak performance — it'll have paid for itself. (No tune-up charges, better gas consumption, longer wear) 7 instruments in one, the EICO 888 does all these for 6V and 12V systems; 4, 6 & 8 cylinder engines:

- Checks starter
- Sets engine idle and automatic transmission shift points
- Detects dwell angle variations and distributor wear
- Checks voltage regulator
- Checks alternator and generator's current and voltage outputs
- Finds open or shorted condensers

- Detects condition of point surfaces
- Checks ignition coil and distributor
- Finds poor or open ground connections
- Checks alternator diodes
- Checks headlights, pilot lamps, horns, starter relays, fuses, accessories
- Substitutes ignition capacitor
- Determines battery charge/discharge rate

- Measures spark output & leakage
- Checks engine timing and power balance

Now you can always know your engine's efficiency — keep it in top shape yourself! The EICO 888 comes complete with a comprehensive Tune-up and Trouble-shooting Manual including RPM and Dwell angle for over 40 models of American and foreign cars. The Model 888 is an outstanding value factory-wired at \$59.95.



Model 460 Wideband Direct-Coupled 5" Oscilloscope. DC-4.5mc for color and B&W TV service and lab use. Push-pull DC vertical amp. bal. or unbal. Inp.t. Automatic sync limiter and amp. \$89.95 kit. \$129.50 wired.



New Model 712 Sentinel 12 Dual Conversion 5-watt CB Transceiver. Permits 12-channel crystal-controlled transmit and receive, plus 23-channel tunable receive. Incorporates adjustable squelch & noise limiter, & switches for 3.5 watt P.A. use, spotting, & Part 15 operation. Transistorized 12VDC & 117VAC dual power supply. \$99.95 wired only.



Model ST70 70-Watt Integrated Stereo Amplifier. Best buy of highest ranked stereo amplifiers according to independent testing. \$99.95 kit, \$149.95 wired. ST40 40-Watt Integrated Stereo Amplifier. \$79.95 kit, \$129.95 wired. ST97 Matching FM MPX Stereo Tuner. \$89.95 kit; \$139.95 wired.



Model 232 Peak-to-Peak VTVM. A must for color or B&W TV and industrial use. 7-non-skip ranges on all 4 functions. With Uni-Probe. \$29.95 kit, \$49.95 wired.



New Model 753 The one and only SSB/AM/CW Tri-Band Transceiver Kit. "The best ham transceiver buy for 1966"—Radio TV Experimenter Magazine. 200 watts PEP on 80, 40 and 20 meters. Receiver offset tuning, built-in VOX, high level dynamic ALC, solid state VFO. Unequaled performance, features and appearance. Specially priced at \$189.95 kit, \$299.95 wired.

FREE 1966 CATALOG

EICO Electronic Instrument Co., Inc.
131-01 39th Ave., Flushing, N.Y. 11352 PE-8

Send me FREE catalog describing the full EICO line of 200 best buys, and name of nearest dealer. I'm interested in:

- test equipment ham radio
 stereo/hi-fi Citizens Band radio
 automotive electronics

Name _____

Address _____

City _____

State _____ Zip _____

Over 3,000,000 EICO instruments now in use! Preferred by engineers, scientists, technicians and students.

CB'ERS ARE WONDERING

(Continued from page 50)

the habitual violators can expect a rough time during the coming months.

What about the "10 Code" which has become so popular? Many operators have received rule violation notices for coming on the air and uttering "10-8" (standing by). Turns out that it isn't *what* you say, it's what you *mean* by it. For instance, in most cases the FCC considers "10-8" as little more than a thinly disguised "CQ" call. Those who use it properly—and use several other "problem" 10 code messages properly—are left alone by the FCC.

New Mailing Address? Something that has been on the minds of CB'ers for several years has recently been settled. This was the problem of notifying the FCC when you changed your mailing address. Under previous rules, when you moved you were required to go through the whole licensing rigamarole, right down to the FCC Form 505 application and the \$8 license fee. This meant that you not only spent \$8, but you also lost your old call-sign. As a result, most CB'ers never bothered to tell the FCC when they moved.

So there was the poor old FCC, sitting with several million dollars' worth of computerized record-keeping equipment loaded with wrong addresses. Well, the FCC finally threw in the towel. New rules say that when a CB'er moves he can drop the FCC a postcard giving his call-sign, his name (as it appears on the CB license), and the old and new addresses (including the zip code of the new address). That's all; no money changes hands, and you can keep your call-sign.


The FCC hopes that all CB'ers who have moved since the issuance of their present license will send this information, even if the move took place three or four years back. There are no penalties for late reporting since the FCC doesn't ask *when* you moved.

You've moved? Okay, send the necessary information to the computer in order to square yourself. Send it to: Federal Communications Commission, 334 York St., Gettysburg, Pa. 17325.

FCC Does Its Own Wondering. Many people at the FCC are beginning to wonder about the repairs being made on CB rigs by local CB shops. The rules are quite specific in that *only* the holder of a First or Second Class Radiotelephone or Radiotelegraph license may tinker with the innards of the transmitter portion of a transceiver.



Three ways to up modulation. If that old CB rig is missing modulation punch, you can use one of the compressor/clippers at left to set things straight. On the stand is the Turner "+2" microphone with a preamp built into the base; the volume control is at the rear. In the background is the Knight-Kit C-577 compressor and speech amplifier; it is attached between your existing mike and base station rig. The output is metered for control of modulation percentage. If you have a mobile station that needs pepping up, try the E-V/American D-501K microphone with miniaturized preamp/clipper built in. Photo above shows the mercury battery of the D-501K. All three of these compressors are battery-operated.



FINCO ALL-BAND UHF-VHF-FM ANTENNA
75 OHM Model CX-UVF-24 \$72.10 List

FINCO ALL-BAND UHF-VHF-FM ANTENNA
300 OHM Model UVF-24 \$59.95 List

The one antenna that does the work of three! Pulls in beautiful color and crystal clear black and white pictures on both UHF and VHF channels... plus the finest stereophonic and monophonic FM sound reproduction.

300-ohm models for normal reception areas from \$18.50 to \$59.95

75-ohm models for poor reception areas from \$42.65 to \$72.10


FINCO

introduces / 75-ohm COLOR VE-LOG ANTENNAS
FOR UHF-VHF-FM RECEPTION

Finco's Swept-Element Antenna challenges all competition. Its unique design assures the finest color and black and white TV reception—plus superb FM and FM Stereo tone quality.

300-ohm models for normal reception areas from \$16.95 to \$54.50

75-ohm models for poor reception areas from \$18.55 to \$62.80



FINCO SWEPT-ELEMENT VHF-FM ANTENNA
75 OHM Model CXVL-10 \$43.25 List

FINCO SWEPT-ELEMENT VHF-FM ANTENNA
300 OHM Model VL-10 \$34.95 List

FREE! ALL FINCO CX-VL, CX-UVF AND UVF ANTENNAS COME WITH A FREE INDOOR SET-MOUNTED TRANSFORMER, VHF-UHF TRANSFORMER SPLITTER OR VHF-UHF SPLITTER.




THE FINNEY COMPANY

34 WEST INTERSTATE STREET, DEPT. P-E, BEDFORD, OHIO

CIRCLE NO. 8 ON READER SERVICE PAGE

\$169.

**Courier's 23-channel
solid-state CB rig.
Guaranteed for 10 years!**



Look for everything you've ever wanted in a CB rig in Courier's TR-23S. Silicon-transistors throughout bring the size down to 5 $\frac{3}{4}$ " W x 6 $\frac{1}{4}$ " D x 1 $\frac{7}{8}$ " H. Crystals supplied for all 23 channels. Complete with microphone. Illuminated S meter. Illuminated channel selector. PA system. Auxiliary speaker jack. Single-knob tuning. Modulation indicator. DC cord. Exclusive Courier "Safety-Circuit" to protect against mismatched antenna, incorrect polarity, and overload. Plus the biggest guarantee in the business—10 full years!



e.c.i. electronics communications inc.
56 Hamilton Avenue, White Plains, N. Y.

Yes! I'd like to know all about the \$169
Courier TR-23S with the 10-year guarantee.

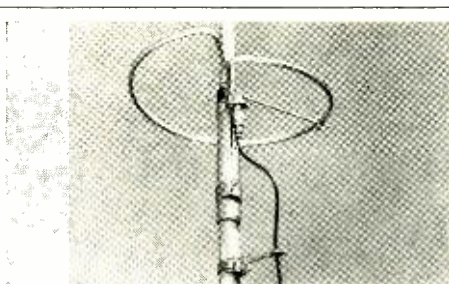
Name _____

Address _____

City _____ County _____ State _____

Dept. PE-68

CIRCLE NO. 6 ON READER SERVICE PAGE



Something new in matching. Does the CushCraft "Ringo" antenna prestage the demise of ground plane radials? Developed by Lester Cushman for the CB market, the "Ringo" has a matching system that is simply a 14"-diameter aluminum ring. A feed line tap point on the ring was adjusted to put the SWR down to under 1.3:1 in the test version erected by POPULAR ELECTRONICS. The radiator is 17' 10" long and has a claimed gain of about 3 db over a ground plane with quarter-wave radials. The "Ringo" sells for \$16.95 and can be put up in an hour.

It seems that many CB shops *claim* to have a properly licensed technician at the workbench, when, in fact, the repairman has little more than a license to drive a motor scooter. Result: the rigs don't operate properly, the CB'er gets hung for being off frequency (or over-modulating, or running over power, or whatever), and he squawks loud and long to the FCC that the set was worked on by someone licensed by the FCC to do that type of work.

This neat little racket may blow sky high in the near future, and shady CB repair shops will be put back in the bicycle renting business.

Canadian CB'ers Wonder, Too. Many CB'ers have been quick to accept the kindness of our Canadian neighbors by obtaining free licenses in the "Tourist Radio Service." This is a service established by the Canadians to permit American CB'ers to use their gear while north of the border. Canadian CB'ers have been sort of anxious to obtain the same operating privileges while on vacation in the States. *They* are wondering when this will happen. Unfortunately, it's safe to predict that it will probably *never* happen or, if it does, it will be a long way off. It seems to be a matter of *very* complicated Washington-type legal goings-on, and it's going to take Congressional action.

As CB'ers continue to worry and won-

der, there are other things they think about as well—like making major decisions on which of the new rigs will eventually grace the top of the operating table or which new antenna will protrude from rooftop or fender.

While you, as a CB'er, worry and wonder, there's no reason why you can't or shouldn't enjoy the benefits of this great communications medium and take advantage of a national resource. There's enough equipment around to satisfy your needs, and chances are that no one will bother you— not even the FCC— if you use a little common sense and observe the rules. -50-

REPORT ON CB EQUIPMENT

(Continued from page 58)

from last year. The "Sentry" (\$99.90) is a hybrid transceiver combining tubes and transistors. It has 6 crystal-controlled channels. Last in the Pearce-Simpson lineup is the "Sea-B-Mate" (\$189.90), a CB module that plugs into the manufacturer's Catalina 75-watt marine radio rig.

POLYTRONICS LABORATORIES, INC.

(900 Burlington Ave., Silver Spring, Md. 20910): This company is now a subsidiary of Vitro Corp. and has moved from New Jersey to Maryland. First of its new products to hit the market is the "Poly Pup" (\$149.50). This new unit retains the same ultra-small dimensions of the "Poly Compact" (\$199.95), but has 7 crystal-controlled channels as compared to the 11-channel performance of the "Poly Compact." The "Compact" uses a Collins mechanical filter which is an optional extra in the "Pup." Both of these units are obviously for mobile use, although a 117-volt a.c. power supply is being made available. Continued in the Polytronics line is the "Duo Com 120" (\$129.50). This 1.2-watt-output walkie-talkie is now available in an explosion/hazardproof model for \$139.50. The "Poly Comm 23" (\$299.50) and "Poly Comm 23 Senior" (\$349.50) are being continued. Both are 23-channel units, with the "Senior" containing built-in selective calling. The "Poly Comm 30" (\$329.95) is retained in the line. This transceiver has provisions


\$139.

Courier TR-12. 12-Channel solid-state CB rig. Guaranteed for 10 years!

Silicon-transistors throughout. A compact 5¾" W x 6¼" D x 1⅞" H. "Uni-crystal" operation—single crystal for transmit and receive. Complete with microphone. Illuminated S meter. Illuminated channel selector. PA system. Auxiliary speaker jack. Modulation indicator. DC cord. Exclusive Courier "Safety-Circuit" to protect against mismatched antenna, incorrect polarity, and overload. Channel 9 crystal supplied. Plus the biggest guarantee in the business—10 full years!

Want 23 channels? Courier's TR-23S—only \$169.




e.c.i. electronics communications inc.
 56 Hamilton Avenue, White Plains, N.Y.

Yes! Tell me all about the \$139 Courier TR-12 with the 10-year guarantee.

Name

Address

City County State

Dept. PE-68

CIRCLE NO. 40 ON READER SERVICE PAGE

Olson

* **FREE**

Fill in coupon for a **FREE One Year Subscription** to **OLSON ELECTRONICS' Fantastic Value Packed Catalog—Unheard of LOW, LOW PRICES on Brand Name Speakers, Changers, Tubes, Tools, Stereo Amps, Tuners, CB, and other Values. Credit plan available.**

NAME _____
ADDRESS _____
CITY _____ ZONE _____ STATE _____

If you have a friend interested in electronics send his name and address for a **FREE** subscription also.

**OLSON ELECTRONICS
INCORPORATED**

501 S. Forge Street Akron, Ohio 44308

CIRCLE NO. 38 ON READER SERVICE PAGE

SAY YOU SAW

IT IN

POPULAR ELECTRONICS

Ringo a new CB Star

- ☆ A FULL 1/2 WAVELENGTH ANTENNA
- ☆ COVERS ALL CHANNELS
- ☆ OVERALL HEIGHT 17" 10"
- ☆ LOW ANGLE OF RADIATION
- ☆ EXCLUSIVE POWER RING TUNING
- ☆ INSTANT ASSEMBLY

\$16.95 MODEL CR-1

WRITE FOR FREE LITERATURE DEPT. CB

**Cush
craft**

621 HAYWARD STREET
MANCHESTER, N. H. 03103

for switching between 5 watts and 100 milliwatts input.

RADIO CORPORATION OF AMERICA

(Harrison, N.J. 07029): The continued popularity of the three RCA CB transceivers will be sufficient to keep all of them on the market in 1966-67. The

- prices of "Mark VIII" (\$99.95) and
- "Mark Nine" (\$114.50) have been reduced. These two units are similar, although the "Mark Nine" has a tunable receiver and S-meter. Both have provisions for 9 transmit channels. Top of the RCA lineup is the "Mark 10" (\$189.95). This transceiver has provisions for 12 transmit/receive crystal-controlled channels. The "Mark 10" is designed for mobile operation, but a power supply pedestal for base station use is available for \$40.65. The "Mark VIII" and "Mark Nine" are for base station use and a 12-volt d.c. supply for either unit is
- \$19.95. A special accessory (\$27.30) is now available for the "Mark 10" which permits tuning of all 23 channels.

RADIO SHACK CORP. (730 Commonwealth Ave., Boston, Mass. 02215): Although your Editors did not receive detailed information by press time, statements were made by company personnel which indicate that a whole new line of equipment will be available in the late fall. In the meantime, the Model TRC-X23 (\$169.95) is being continued.

- RAYTHEON COMPANY** (213 East Grand Ave., South San Francisco, Calif.): Some very unusual transceiver designs have been announced by Raytheon, aimed, we are inclined to believe, at the housewife CB'er. For base station use, Raytheon
- has a new TWR-9 (\$99.95) with 6 crystal-controlled channels. Channel selection is made via tape recorder style push-tabs. There is no separate mike since the "acoustic lens" in the speaker grille focuses the sound so the speaker can double as a mike. And, the TWR-9 has a push-tab for a 1-station intercom, plus another push-tab to activate a remote speaker. For mobile operation, Raytheon
 - offers the TWR-11 (\$159.95). This unit also has push-button channel selection (11 channels), and in the TWR-11T model (\$169.95) there is a tunable receiver section. A new selective-calling accessory is offered at \$29.95. The TWR-11 is solid state and is available with 117-volt a.c. and 24/32-volt d.c. power supplies.

POPULAR ELECTRONICS

Exciting "Do-It-Yourself" Project

Build Your Own Heathkit® 21" Color TV And Save Up To \$200!



THE ONLY 21" COLOR TV YOU CAN INSTALL 3 WAYS!

1. In a wall
2. In your own cabinet
3. In either Heath optional factory-assembled cabinets



Kit GR-53A
\$375⁰⁰
 (less cabinet)

COMPARE THESE FEATURES!

- "Rare-earth" 21" color tube for brighter colors
- 24,000 volt regulated picture power • Tunes channels 2-83 • Automatic color control & gated automatic gain control for steady, "jitter-free" pictures • Deluxe "turret-type" tuners with "push-to-fine-tune" that "remembers" so you don't have to readjust each time you return to a channel • All critical assemblies prebuilt, aligned & tested . . . just 3 simple circuit boards to wire . . . requires no special skills or knowledge • 1-year warranty on picture tube, 90 days on all other parts

No Need To Wait . . . Enjoy "True-To-Life" Color TV Now! Until recently, this unique color TV kit has been on a reservation basis due to the nationwide shortage of color tubes. Now we have them in stock and can fill your order immediately.

The Only 21" Color TV You Can Align & Maintain . . . eliminates costly TV service calls for simple color picture adjustments and minor repairs. Exclusive built-in self-servicing facilities coupled with simple-to-follow instructions and detailed color photos show you exactly what to do and how to do it. You become the expert! Results? Clean, true-to-life color pictures day in and day out.

From Parts To Pictures In Just 25 Hours! As easy to build as an audio amplifier. And you enjoy the savings (quality compares to sets costing up to \$200 more). You even set-up and converge the picture . . . another cost-saver! Easy credit terms available, too. Use the coupon to order now!

Kit GR-53A, 125 lbs., all parts except cabinet, for wall or custom cab. mounting. \$375.00
 GRA-53-7, 82 lbs., deluxe walnut cab. (illust.). \$108.00
 GRA-53-6, 51 lbs., economy walnut-finished cabinet \$46.50

FREE!

World's Largest Kit Catalog!

108 pages! Describe this and over 250 kits in stereo/hi-fi, color TV, organs, ham, test, CB, marine, home & hobby. Mail coupon, or write Heath Company, Benton Harbor, Michigan 49022.



HEATH COMPANY, Dept. 10-8
 Benton Harbor, Michigan 49022

Enclosed is \$ _____, plus REA shipping.

Please send model (s) _____

Please send FREE Heathkit Catalog.

Name _____

Address _____

City _____

State _____

Zip _____

Prices & specifications subject to change without notice.

CL-244

CIRCLE NO. 42 ON READER SERVICE PAGE

AM/FM VHF RECEIVERS POLICE • FIRE • AIRCRAFT AMATEUR • GENERAL COVERAGE

The new 364B is a completely self-contained highly sensitive receiver offering the user continuous AM/FM coverage from 26 to 54 and 88 to 174 MC in eight bands. Features: superhet circuitry, full vision calibrated dial with vernier drive, speaker, power transformer, ready to use for 110/120 V AC.



364B
\$49.95

348A Transistorized tuneable converter for use with car, home or portable radio. Ranges: 30-50, 115-130, 150-162 MC. Bat. incl. Same but crystal controlled for 12 V car use. (345A) \$29.95. Economy tuneable model (315T) same ranges \$18.95



348A
\$34.95



361C AUDIO EQUALIZER
\$44.95

Variable equalizer necessary for professional quality recording or playback. Ideal for use between mixer and tape recorder or tape to tape, etc. Write for details or send \$2.00 for LP demonstration record. Covers tape and disc recording techniques. Refunded with purchase.

Order direct or write for information

KUHN ELECTRONICS

20 GLENWOOD CINCINNATI 17, OHIO

CIRCLE NO. 16 ON READER SERVICE PAGE

Silence IS Golden

(In Mobile Installations)

Only the Squires-Sanders Noise Silencer eliminates noise caused by ignition, power lines, etc. Only two transceivers have this exclusive feature—the Squires-Sanders "23'er" with full 23-channel capability (all crystals supplied) at \$235 and the "S55" 5-channel model at \$185. Other features include an ultra-sensitive receiver and a powerful, long-range transmitter (special high efficiency RF output amplifier clipped and filtered audio, 100% modulation). 12

VDC power supply.
Squires-Sanders
Inc., Millington,
N. J. 07946.



Squires Sanders

CIRCLE NO. 29 ON READER SERVICE PAGE

- A new walkie-talkie from Raytheon is the TWR-8 (\$119.95). This unit is set for 2 channels and comes complete with 2 different antennas—one for indoor use that is 9 1/2" long and an outdoor antenna that is 51" long. Power input of the TWR-8 is 2 watts. Continued in the Ray-Tel line is the TWR-7 (\$129.95).

REGENCY ELECTRONICS, INC. (7900

Pendleton Pike, Indianapolis, Ind. 46226): Brand-new from this manufacturer is the

- "Ranger" (\$169.95), a solid-state unit with provisions for 11 crystal-controlled transmit/receive channels. Small and compact, the "Ranger" includes a Collins mechanical filter for optimum selectivity. For base station use, a separate 117-volt a.c. power supply is being made available. Regency's double-sideband-with-reduced-carrier transceiver, "Range Gain II" (\$219.95), has been re-styled. This 23-channel unit continues to attract considerable interest and has proven its worth in QRM problem areas.

ROBYN COMPANY (Rockford, Mich.):

- The price of the "Ranger 1000" (\$109) has been adjusted. This bargain base station unit features a dual-conversion receiver (it tunes all 23 channels), plus 8 crystal-controlled channels. Selection of channel is by push button. When the "Ranger 1000" is sold with crystals for all 8 channels, the price is \$124.95. Robyn is continuing the 1-watt walkie-talkie "650" (\$69.95). This unit has 2 channels.

SONAR RADIO CORPORATION (73 Wort-

man Ave., Brooklyn, N.Y. 11207): A

- new item from this company is the 2-watt-input walkie-talkie "Model T-2" (\$139.95). This 2-lb. dual-channel unit has squelch, power source and output metering, and noise limiting. Continued in the Sonar line are the "Model E" (\$179.50), "Model FS-23" (\$299.95), "Model G" (\$229.50), and "Model H" (\$159.95). The "Model E" and "Model G" are somewhat similar in physical appearance although the "Model G" has an S-meter and dual-conversion receiver. Both units have 8 transmit channels and a tunable receiver. The "FS-23" is set up for all 23 channels, plus VOX and selective calling. Low-cost "Model H" introduced last fall has 7 crystal-controlled transmit channels, plus extra panel-mounted crystal sockets. AT PRESS TIME:
- A new solid-state transceiver, Model J-23 (about \$229), will be introduced.

DELUXE LEATHERFLEX-COVERED EDITIONS AVAILABLE

Here is a complete selection of annuals, yearbooks, directories and handbooks available in Deluxe Leatherflex-covered editions from the world's largest publisher of special interest magazines. These are complete editions (including the original covers) which are bound in rugged leatherflex to provide long-time pro-

tection and kept them looking like new even after repeated use. The softly textured leatherflex, gold embossed for the look of elegance, makes them handsome additions to your permanent reference library. Take a moment to review the titles below. You're sure to find many of your favorites. \$3.00 each.

PHOTOGRAPHY ANNUAL 1966

PHOTOGRAPHY ANNUAL
A selection of the World's finest photographs compiled by the editors of Popular Photography. 212 Pages—24 in full color.
1966 #1
1965 #2
1964 #3

PHOTOGRAPHY DIRECTORY 1966

PHOTOGRAPHY DIRECTORY
World's most complete photographic buying guide.
1966 #22

ELECTRONIC EXPERIMENTER'S HANDBOOK

ELECTRONIC EXPERIMENTER'S HANDBOOK
Many challenging projects for the electronics hobbyist
1966 #9
Spring Edition #36
1965 #9
Fall Edition #9

CAR & DRIVER YEARBOOK

CAR & DRIVER YEARBOOK
A complete buyers guide covering virtually every car available in the United States... Road tests... Technical specifications... Accessories and performance equipment buying guide... Guide to racing with action-packed photos.
1966 #15

INVITATION TO PHOTOGRAPHY

INVITATION TO PHOTOGRAPHY
A unique 116 page guide to better picture taking by the Editors of Popular Photography. Basic down-to-earth advice that helps you eliminate costly trial and error, time-consuming guess work... 20 complete, fact-and-photo packed articles in all.
1966 #35

TAPE RECORDER ANNUAL

TAPE RECORDER ANNUAL
Everything you need to know about tape recording including a complete directory of mono and stereo recorders.
1966 #30

FLYING ANNUAL

ELECTRONICS INSTALLATION AND SERVICING HANDBOOK
The only complete guide for servicemen and hobbyists to every major phase of consumer electronics servicing.
1966 #32

ELECTRONICS INSTALLATION AND SERVICING HANDBOOK 1966

COMMUNICATIONS HANDBOOK
The most complete and up-to-date guide to the exciting world of specialized radio communications.
1966 #18

COMMUNICATIONS HANDBOOK

FLYING TRAVELGUIDE
Here's the first really useful guide to flying vacations. Everything you need to know about: lodgings, restaurants, resorts, sightseeing, recreation, sports activities, airport facilities, childrens fun, price information, and much more.
1966 #34

FLYING'S 1966 TRAVELGUIDE

FLYING ANNUAL
The most valuable aviation yearbook ever compiled... Pilot reports... Aircraft directory... How to buy a used airplane... Navcom directory... Learn to fly section.
1966 #27
1965 #28

FLYING ANNUAL

STEREO/HI FI DIRECTORY
Complete buyers guide for virtually every Hi-Fi component manufactured
1966 #29

STEREO/HI FI DIRECTORY

POLAROID LAND PHOTOGRAPHY
Complete guide and only comprehensive and up-to-date handbook on Polaroid Land Photography.
1966 #24

POLAROID LAND PHOTOGRAPHY

SKIING INTERNATIONAL YEARBOOK
A luxuriously illustrated compendium of 1965's important events... A timely forecast of the excitement-packed 1966 season—by the editors of Skiing Magazine.
1966 #26

SKIING INTERNATIONAL YEARBOOK

Note: Deluxe Leatherflex-covered Editions are \$3.00 each, postpaid (\$3.75 for orders outside of U.S.A.). The annuals listed above are also available in regular editions at \$1.25 each plus 15c per copy for shipping and handling (\$1.75 for orders outside U.S.A.). To order your copies, check the appropriate box and circle the numbers of the annuals you wish to receive on the coupon to the right.

* Available in Deluxe Edition only.

Ziff-Davis Publishing Co., Dept. SD
One Park Ave., New York, N. Y. 10016

PE-86

I am enclosing \$ _____

- Send me the Deluxe Leatherflex-covered editions circled below at \$3.00 each, postpaid (\$3.75 per copy for orders outside U.S.A.).
 Send me the regular editions circled below at \$1.25 each plus 15c shipping and handling (\$1.75 per copy for orders outside U.S.A.)

1 2 3 9 15 18 22 24 26 27 28 29 30 32 34 35 36

Name _____ (please print)


Address _____

City _____ State _____ Zip Code _____

PAYMENT MUST BE ENCLOSED WITH ORDER



The Lively Sound of the Mustang—University's newest and *live-liest* line of slim profile speakers. Enjoy more-than-you-pay-for top performance. Send for University's "The Lively Sound"—Brochure—It's Free.



UNIVERSITY SOUND
A DIVISION OF SQUIRES SANDERS, INC.
Desk H-61 Box 1056
Oklahoma City, Oklahoma

Name


Address

City

State Zip

CIRCLE NO. 34 ON READER SERVICE PAGE

CLEGG "66'er"



Everything
you've
wanted
in a 6-meter

transceiver Complete flexibility—built-in dual power supply for 115 VAC or 12 VDC, compact size make it ideal for mobile, fixed or field use. Loud and clear reception—highly sensitive and selective dual conversion receiver offers great freedom from birdies, tweets and spurious signals. Front end design provides superb signal capture, freedom from cross modulation and overload. High Talk Power Modulation is achieved by an effective 22 watt input transmitter, with speech clipping. For a clean 70-75 watts output, combine the "66'er" with the powerful Clegg Apollo Linear Amplifier. Built-in S-meter serves as tune-up meter for transmitter. The spectacular new 66'er is great for hams, CD, MARS and CAP operators. See Clegg and Squires-Sanders communications products at your dealer. Write for literature today to:
Squires-Sanders, Martinsville Rd., Millington, N.J. 07946

Squires  Sanders

CIRCLE NO. 39 ON READER SERVICE PAGE

SQUIRES-SANDERS, INC. (Martinsville Rd., Millington, N.J. 07946): A 5-channel transceiver from this manufacturer (new since our last Report) is the "S5S" (\$185). This solid-state unit is very similar circuit-wise to the "23'er" (\$235) which is being continued in the lineup. Both units have a special i.f. gated noise silencer (pat. pending) and are ideally designed for mobile operation. The "23'er" is crystal-controlled on all 23 channels (all crystals furnished) and is available with a p.a. adapter (\$12.95) as an optional extra. Both the "S5S" and "23'er" can be used as base stations in conjunction with a 117-volt a.c. power supply pedestal and S-meter (\$39.50).

TRAM ELECTRONICS, INC. (Lower Bay Rd., P.O. Box 187, Winnisquam, N.H. 03289): What is probably the base station transceiver to end all base station transceivers has just been announced. It is the "Titan" 23-channel unit (\$434), and features all the accessories the CB'er would want built into one cabinet. The metering details signal strength, power output, and VSWR. Selectivity is optimized through the use of a Collins mechanical filter. Sensitivity is almost unbelievable at 0.1 microvolt. Tram is continuing the "XL-100" (\$318) for mobile operation—although an a.c. power supply is now available. This is another high-selectivity transceiver which incorporates a crystal lattice rather than a mechanical filter. The TR-27E has been phased out of production.

UTICA COMMUNICATIONS CORP. (2917 W. Irving Park Rd., Chicago, Ill. 60618): All three Utica transceivers are being continued, including the MC-27 (\$142.50), "Town & Country II" (\$162.50), and "T&C III" (\$259.95). A new low-cost unit may be released this month.

WORLD RADIO LABORATORIES (3415 West Broadway, Council Bluffs, Iowa 51504): New from WRL is the "Rustler" (\$79.95) featuring 8 crystal-controlled transmit/receive channels plus a transmit crystal panel socket—and a tunable receiver. The "Rustler" is universally powered and has built-in speech clipping. WRL is continuing a hand-held 1-watt walkie-talkie called the "Spacemaster" (\$59.95). CB'ers can find some useful accessories in the latest WRL catalog, including a receiver preamp (\$11.95) and a speech compressor (\$14.95). -50-

AMATEUR EQUIPMENT JAMBOREE

(Continued from page 71)

Compared to the transceiver, the independent transmitter may have greater carrier and sideband suppression on SSB, and it may key a trifle better on CW. Here, too, it depends upon the relative quality of particular pieces of equipment.

UHF/VHF Amateur Equipment. Traditionally, much UHF/VHF amateur operation has been on low-power AM phone. Today, SSB is beginning to gain some acceptance on 50 MHz, at least partially because of the availability of excellent 6-meter SSB equipment such as the Clegg "Venus" SSB transmitter and the Heathkit SB-110 transceiver.

Nevertheless, the low-power AM transceiver is still king of the VHF hill, as evidenced by the just-announced Knight-Kit TR-106 15-watt, 6-meter transceiver, and Lafayette's brand-new HA-460 20-watt, 6-meter transceiver with a built-in VFO; plus the other 6- and 2-meter AM transceivers already on the market.

Separate transmitters are less plentiful—there are only two: the "Lil Lulu" 12-watt VFO-controlled, 6-meter AM/CW transmitter; and the AMECO TX-62 75-watt for 6- and 2-meter AM and CW.

Some of the less-expensive VHF transceivers work relatively better as transmitters than they do as receivers when connected to a high-gain beam antenna. If a good low-frequency amateur receiver is available, a crystal-controlled VHF converter will convert the receiver at a very reasonable cost, and do a good job.

Kits. Virtually every type of amateur equipment available in ready-to-operate form is available in kit form. There's an interesting thing about kits: as they become more sophisticated, they seem to become easier to assemble. The use of husky, well-designed printed circuit boards, pre-cut wiring harnesses, easy-to-follow instruction books, and pre-assembled critical, hard-to-adjust circuits all combine to make the kits easy to assemble. When properly put together, kit equipment performs as well as factory-assembled equipment, looks just as good, and costs from 30% to 60% less. —50—

Get Your First Class Commercial

F. C. C. LICENSE

QUICKLY!

Get your *first class F.C.C. license* in 4 months of resident classes, or at your own pace by correspondence. Grantham training leads you *step by step* to your third, second, and first class license—and to success in your electronics career.

Resident courses (day or evening) are available in Washington, D.C.; Seattle, Wash.; and Hollywood, Calif. These courses include valuable laboratory training for those who need it, or may be taken without lab by those who already have practical experience.

Correspondence instruction is available to those who do not wish to attend classes.

Grantham lessons are constantly revised to keep up with F.C.C. changes, and are written so you can understand them. Get our free brochure on F.C.C. License Training by writing or phoning any of the schools listed below. Ask for "Brochure 63-M."

Grantham School of Electronics

1505 N. Western Av., Hollywood, Cal. 90027
(Phone: HO 9-7878)

408 Marion Street, Seattle, Wash. 98104
(Phone: MA 2-7227)

818 - 18th St., NW, Washington, D.C. 20006
(Phone: 298-7460)

CIRCLE NO. 9 ON READER SERVICE PAGE

Live Better Electronically With

LAFAYETTE RADIO ELECTRONICS

1967 CATALOG 670

FREE!

512 Pages Featuring
everything in Electronics —
Two-Way Radio, Stereo Hi-Fi,
Amateur P. A. and TV.

Mail the Coupon Today for Your
FREE Lafayette Catalog

LAFAYETTE Radio ELECTRONICS
Dept. IH-6, P.O. Box 10
Syosset, L. I., N. Y. 11791

Name IH-6

Address


City

State Zip

(Please Give Your Zip Code No.)


CIRCLE NO. 17 ON READER SERVICE PAGE

SOMEONE SHOULD DEVELOP AN EASY WAY TO LEARN ELECTRONICS AT HOME



RCA INSTITUTES DID!

Here is a whole new approach to learning electronics at home! RCA Institutes, one of the nations' largest schools devoted to electronics, has developed a faster, easier way for you to gain the skills and the knowledge you need for the career of your choice. Here for the first time, is a student-proved, scientifically designed way to learn. If you have had any doubts in the past about home training in electronics—if you have hesitated because you thought you might not be able to keep up—or that electronics was too complicated to learn—here is your answer! Read how RCA Institutes has revolutionized its entire home training ideas!



NEW CAREER PROGRAMS BEGIN WITH "AUTOTEXT" INSTRUCTION METHOD!

Start to learn the field of your choice immediately!

No previous training or experience in electronics needed!

With this new revolutionized method of home training you pick the career of your choice—and RCA Institutes trains you for it. RCA's Career Programs assure you that everything you learn will help you go directly to the field that you have chosen! No wasted time learning things you'll never use on the job! The Career Program you choose is especially designed to get you into that career in the fastest, easiest possible way!

And each Career Program starts with the amazing "AUTOTEXT" Programmed Instruction Method—the new, faster way to learn that's almost automatic! "AUTOTEXT" helps even those who have had trouble with conventional home training methods in the past. This is the "Space Age" way to learn everything you need to know with the least amount of time and effort.

CHOOSE A CAREER PROGRAM NOW

Your next stop may be the job of your choice. Each one of these RCA Institutes Career Programs is a complete unit. It contains the know-how you need to step into a profitable career. Here are the names of the programs and the kinds of jobs they train you for. Which one is for you?

Television Servicing. Prepares you for a career as a TV Technician/Serviceman; Master Antenna Systems Technician; TV Laboratory Technician; Educational TV Technician.

FCC License Preparation. For those who want to become TV Station Engineers, Communications Laboratory Technicians, or Field Engineers.

Automation Electronics. Gets you ready to be an Automation Electronics Technician; Manufacturer's Representative; Industrial Electronics Technician.

Automatic Controls. Prepares you to be an Automatic Controls Electronics Technician; Industrial Laboratory Technician; Maintenance Technician; Field Engineer.

Digital Techniques. For a career as a Digital Techniques Electronics Technician; Industrial Electronics Technician; Industrial Laboratory Technician.

Telecommunications. For a job as TV Station Engineer, Mobile Communications Technician, Marine Radio Technician.

Industrial Electronics. For jobs as Industrial Electronics Technicians; Field Engineers; Maintenance Technicians; Industrial Laboratory Technicians.

Nuclear Instrumentation. For those who want careers as Nuclear Instrumentation Electronics Technicians; Industrial Laboratory Technicians; Industrial Electronics Technicians.

Solid State Electronics. Become a specialist in the Semiconductor Field.

Electronics Drafting. Junior Draftsman, Junior Technical Illustrator; Parts Inspector; Design Draftsman Trainee Chartist.

SEPARATE COURSES

In addition, in order to meet specific needs, RCA Institutes offers a wide variety of separate courses which may be taken independently of the Career Programs, on all subjects from Electronics Fundamentals to Computer Programming. Complete information will be sent with your other materials.

LIBERAL TUITION PLAN

RCA offers you a unique Liberal Tuition Plan—your most economical way to learn. You pay for lessons only as you order them. No long term contracts. If you wish to stop your training for any reason, you may do so and not owe one cent until you resume the course.

VALUABLE EQUIPMENT

You receive valuable equipment to keep and use on the job—and you never have to take apart one piece to build another. New—Programmed Electronics Breadboard. You now will receive a scientifically programmed electronic bread-

board with your study material. This breadboard provides limitless experimentation with basic electrical and electronic circuits involving vacuum tubes and transistors and includes the construction of a working signal generator and superheterodyne AM Receiver.

Bonus From RCA—Multimeter and Oscilloscope Kits. At no additional cost, you will receive with every RCA Institutes Career Program the instruments and kit material you need to build a multimeter and oscilloscope. The inclusion of both these kits is an RCA extra.

CLASSROOM TRAINING ALSO AVAILABLE

RCA Institutes maintains one of the largest schools of its kind in New York City where classroom and laboratory training is available in day or evening sessions. You may be admitted without any previous technical training; preparatory courses are available if you haven't completed high school. Coeducational classes start four times a year.

FREE PLACEMENT SERVICE

In recent years, 9 out of 10 Resident School students who used the Free Placement Service had their jobs waiting for them when they graduated. And many of these jobs were with top companies in the field—such as IBM, Bell Telephone Labs, General Electric, RCA, and radio and TV stations and other communications systems throughout the world.


SEND ATTACHED POSTAGE PAID CARD FOR COMPLETE INFORMATION, NO OBLIGATION. NO SALESMAN WILL CALL. FREE BOOK INCLUDED. CHECK HOME STUDY OR CLASSROOM TRAINING.

RCA INSTITUTES, Inc., Dept. PE-86
A Service of Radio Corporation of America
350 West 4th St., New York, N. Y. 10014



The Most Trusted Name in Electronics

New sound column



High Fidelity Speaker System

Looks beautiful, sounds excitingly different! Sound column design uses scientific focusing principle to add extra projection to high tones, re-create music with startling fidelity. Ideal for stereo. 33¼" h. x 10½" w. x 4" d. 4 Jensen speakers — 2 specially-designed high compliance woofers, 2 direct radiator tweeters. 50 to 17,000 cps. Cabinet of genuine walnut with oiled finish . . . designed to hang on the wall like a picture.

The Astra

SAVE
Stereo pair only
\$89.95



Argos
PRODUCTS COMPANY

Write for free catalog showing Argos systems for every purpose

Dept. C 600 S. Sycamore St., Genoa, Ill. 60135

CIRCLE NO. 4 ON READER SERVICE PAGE

PERMANENT PROTECTION!

POPULAR ELECTRONICS

Deluxe Magazine Files that hold a full year's copies!



Designed to keep your periodicals orderly and easy to refer to. These durable files guard against soiling, tearing, wear or misplacement of issues. They look, feel like leather and are washable! 23kt. gold lettering and exquisite 2-color binding make them highly-decorative additions to your bookshelves.

Shipped POSTPAID! FULLY GUARANTEED!

Only \$3.50 each—3 for \$10, 6 for \$19!

Jesse Jones Box Corp., Box 5120, Dept. PE
Philadelphia 41, Pa.

Enclosed is \$ _____. Please send me _____ Popular Electronics Magazine Files in the colors checked below:

- Black backing/maroon sides
 Maroon backing/black sides

NAME _____

ADDRESS _____

CITY _____ STATE _____ ZIP CODE _____

Orders outside U.S.A. please add \$1 additional for each file ordered.

(Payment must accompany order)

DIAGRAM QUIZ ANSWERS

(Quiz appears on page 80)

- 1 — E A BASING diagram (also called outline drawing) shows the location of, and identifies the pins of, a vacuum tube or solid-state device.
- 2 — G A CHROMATICITY diagram displays the various spectral colors that can be reproduced in our color TV system by using the standard wavelengths of red, green, and blue primaries. From it we can see the range of hues and saturation of the colors with respect to white.
- 3 — I A CIRCLE diagram is used to determine the input impedance of a transmission line, in terms of its electrical length and load impedance. The solution is displayed graphically.
- 4 — F A DIRECTIVITY diagram (also called polar diagram) is a plot of the directional characteristics which enable an antenna to radiate or receive more energy in some directions than in others.
- 5 — D An ENERGY LEVEL diagram shows the increases and decreases of electric power as current intensities rise and fall along a channel of signal communications.
- 6 — J A LOGIC FLOW diagram provides a graphical representation of a computer program or routine at various stages during an operation.
- 7 — A A NYQUIST diagram is used to evaluate the stability of feedback systems over a wide range of operating frequencies.
- 8 — B A RIEKE diagram is used to evaluate the performance of microwave oscillators such as klystrons and magnetrons. Contours of constant power output and frequency are plotted on a diagram in which the circles represent the SWR, and the axial lines the phase angle of the load.
- 9 — H A VENN diagram shows the relationship between two independent variables, A and B. The diagram is of assistance in visualizing logic operations.
- 10 — C A WINDING diagram for an alternating current machine shows the phase and polar relationships of the windings of a multiphase generator, and provides a means of connecting several groups together to obtain a desired output.

SOLID STATE

(Continued from page 86)

transistorized electronic guitars and instrument amplifiers.

A number of Japanese firms are devoting considerable time and money to the increased production of integrated circuits in a determined effort to overcome the long lead which the United States enjoys in this field.

Transistips. According to experts in the field, conventional mechanical or electro-mechanical switches are being steadily replaced by the ever-increasing number of solid-state switching devices. According to some predictions, from 60% to 75% of new home appliances within the next few years will utilize one or more semiconductor switching or control elements. Today, even

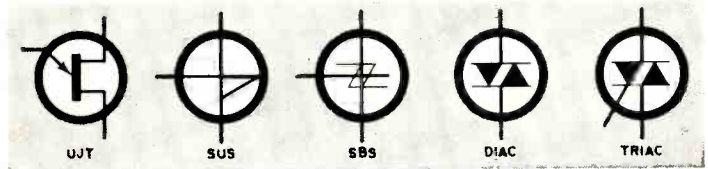
the familiar SCR is being used more and more in light dimmers, power tool controls, kitchen mixers, and related appliances. But, in addition to the SCR, a whole new family of semiconductor switching and control devices has been developed, most of which are identified by new—and, perhaps, unfamiliar—schematic symbols.

According to a well-known expression, "You can't tell the players without a program." The same can be said about new devices: you can't tell one from the other without learning their symbols. Some of the more important symbols used for switching and control devices are given in Fig. 3. Think you can memorize them?

From left to right is a unijunction transistor (UJT), a silicon unidirectional switch (SUS), silicon bilateral switch (SBS), DIAC trigger diode, and a TRIAC bidirectional control.

Keep cool, or cool it . . . as the case may be. Until next month . . .
—Lou

Fig. 3. These are some of the important symbols used for switching and control devices.



YOUR NEW COPY IS WAITING



FREE! For fun and pride in assembly, for long years of pleasure and performance, for new adventures in creative electronics mail the coupon below and get Conar's brand new catalog of quality do-it-yourself and assembled kits and equipment. Read about items from TV set kits to transistor radios . . . from VTVM's to scopes . . . from tube testers to tools. And every item in the Conar catalog is backed by a no-nonsense, no-loopholes, money-back guarantee! See for yourself why Conar, a division of National Radio Institute, is about the fastest growing entry in the quality kit and equipment business.

CONAR

MAIL THIS COUPON NOW

CONAR

HA6C

3939 Wisconsin Ave., Washington 16, D.C.

Please send me your new catalog.

Name _____

Address _____

City _____ State _____ Z-Code _____

NEW 23 Channel All Solid State CB Transceiver



PLUS 23
by **PACE**
\$199.00 with all
23 channels

Check these PLUS features

Greater talk power with full 5 watts, and 100% modulation.

Unique double conversion design and Frequency Synthesis Circuitry delivers outstanding performance.

Full size "S" meter with back-lighted scale indicates incoming signal strength, helps to set proper squelch adjustment.

Unmatched reliability from all silicon transistor design and rugged glass fiber circuit boards.

Best mobile noise limiting with exclusive heavy noise clipping switch.

Instant operation—no warmup time.

Smallest size...lower power drain...quick installation with exclusive "Latch Rak"... front panel Public Address control...all 23 channels installed and factory tuned... convert to AC power with optional power supply... from the makers of the famous PACE 5000. Write for bulletin PACE PLUS 23, and the name of your nearest PACE dealer.

PACE

COMMUNICATIONS CORP.

24049 Frampton Ave., Harbor City, Calif. 90710
Telephone (213) 325-8444

CIRCLE NO. 36 ON READER SERVICE PAGE

MODBOX

(Continued from page 45)

ulation control up to a point where the meter reads 0.7 mA (100% modulation).


To check the *DISTORTION* indicator, whistle or shout into the microphone to intentionally overmodulate the carrier. The indicator should flicker; if it doesn't, and the meter shows more than 100% modulation, your rig's modulator may be splatter-suppressed, or have a very "bassy" response. To compensate for this condition, increase the value of R_4 in the distortion-indicating circuit until *I1* just flickers when the transmitter is intentionally overmodulated. Then plug a pair of 2000-ohm headphones into the *MONITOR* jack and listen to your audio as you speak into the transmitter's microphone. This is a good check because it tells you how you actually sound on the air.

Operating Hints. Once you've familiarized yourself with the Modbox's monitoring provisions, use them constantly on the air. Each time you work another station, keep an eye on the modulation meter and distortion indicator, doing your best to hold the modulation level as high as possible without overmodulating. Your logbook and compliments from other operators will let you know what the Modbox is doing for you.

One final word: if the Modbox says you don't have 100% modulation, believe it. Check your rig carefully before you suspect the monitoring circuit. Tubes become weak and parts do change value with age. Also, some rigs are definitely lacking in talk-power due to design skimping. The specs may say "fully-modulated," but they may be talking about a big, full 75-percent modulation capability. If your rig can't make it to the 100% mark, at least you can hold the level as high as possible by watching the meter and "riding the gain."

After you've used the Modbox for a while, listen around the band to all those other station operators who have no idea what their audio is like, and you'll agree that there's nothing like knowing for sure—with the Modbox. —30—

spring
edition



Now Available—The all-new Spring 1966 Edition of ELECTRONIC EXPERIMENTER'S HANDBOOK! Another big package of over 30 fascinating do-it-yourself construction projects for:

- | | |
|----------------|------------------------|
| Amateur Radio | Automotive Electronics |
| Photography | HiFi/Stereo & Audio |
| Test Equipment | Short-Wave Listening |

You'll build such valuable units as... a super photo flash... a simple auto light minder... a transistor FM multiplexer... compact BCB DX antennas... an electric fence charger... and a self-regulating lighting controller.

Each has **complete**, easy-to-follow schematics, parts lists and how-to instructions that guarantee you **perfect** finished products! Plus—dozens of professional pointers, tips and techniques to increase your electronics skills and proficiency.

In all, more than 148 pages of challenging projects that will deliver hour after hour of sheer fun... and provide you with economically-built, useful items (to keep, or sell for a profit) after you've finished.

Make sure you receive your copy of this valuable handbook. Fill in the coupon and mail it today! **\$1.25**



A DELUXE, GOLD-EMBOSSED LEATHERFLEX-BOUND EDITION
...just \$3.00 postpaid

This deluxe edition is a permanent, handsomely-bound collector's item that belongs in your electronics library! Check appropriate box on coupon.

ZIFF-DAVIS SERVICE DIVISION, Dept. EEH
589 Broadway, New York, N.Y. 10012

COUNT ME IN... for a copy of the Spring 1966 ELECTRONIC EXPERIMENTER'S HANDBOOK as I've indicated:

- \$1.25 enclosed**, plus 15¢ for shipping and handling. Send me the regular edition. (\$1.50 for orders outside U.S.A.)
- \$3.00 enclosed**. Send me the Deluxe Leatherflex-Bound edition, **postpaid**. (\$3.75 for orders outside U.S.A.) Allow three additional weeks for delivery.

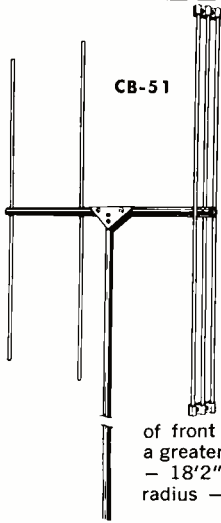
name please print PE-86

address

city state zip code

PAYMENT MUST BE ENCLOSED WITH ORDER.

POWERFUL!



MASTER MOBILE'S VERTICAL 3-ELEMENT BEAM

Maximum in range, efficiency and performance. A vertical three-element beam giving an 8 Db forward gain with an expanded beam width in the forward direction, and at the same time by use of a reflector screen (Triple reflectors provide higher front to back ratio than normally provided on a 3-element beam) the front to back is greatly improved. Actually the increase

of front to back will give the effect of a greater forward gain. Longest element - 18'2", boom length - 9'3", turning radius - 10'4".

Dept. PE



CIRCLE NO. 37 ON READER SERVICE PAGE

BE PREPARED FOR TOMORROW.

LEARN ELECTRONICS AT A SCHOOL WHICH HELPED PIONEER THE FIELD.

**RADIO & TV SERVICING
BROADCASTING—TELECASTING
ELECTRONICS TECHNICIAN
COMPUTER MECHANIC
MARINE ELECTRONICS**

In the least time—at the least cost—with the BEST in "depth" theory—plus COMPLETE and THOROUGH laboratory application.

Veterans: Address your inquiry to Box "B".

Sessions	FREE	Own and
Begin		Operate
each	Brochure & Placement	KPAC
March		5,000
June	Placement	watt
September		AM-FM
December		Station

**PORT ARTHUR COLLEGE
BOX 310 PORT ARTHUR, TEXAS**

SHORT-WAVE LISTENING

(Continued from page 83)

asked questions that may be of interest to many: "Is it because I am not a WPE-registered monitor that you won't print my report?" and "How come Citizens Band operators are getting WPE identifications? They aren't DX'ers."

We suggest that the first gentleman check back through any issue of this column—in each one he will find the names of reporters who are not registered WPE monitors. We have never placed any restriction of any kind on who may or may not submit reports for publication. The items chosen are based on their newsworthiness alone.

In answer to the second query, we would like to point out that many CB operators are also excellent DX'ers. True, we will not issue a Monitor Certificate to a CB operator (or to anyone, for that matter) who is unable to supply satisfactory proof that he has the required number of bona fide QSL's in his possession. But so far as CB'ers with WPE identifications are concerned, you can rest assured that they have all submitted proof of their abilities as DX'ers.

CURRENT STATION REPORTS

The following is a resume of current reports. At time of compilation all reports are as accurate as possible, but stations may change frequency and/or schedule with little or no advance notice. All times shown are Greenwich Mean Time (GMT) and the 24-hour system is used. Reports should be sent to SHORT-WAVE LISTENING, P.O. Box 333, Cherry Hill, N.J., 08034, in time to reach your Short-Wave Editor by the fifth of each month; be sure to include your WPE Monitor Registration and the make and model number of your receiver. We regret that we are unable to use all of the reports received each month, due to space limitations, but we are grateful to all contributors.

Brazil—*R. Mundial*, Rio de Janeiro, was heard with Latin American music, and *R. Imperial*, Petropolis, with a talk, both on 5045 kHz; a clear ID was given for each at 0000. *Voz Amazonia*, Manaus, 5025 kHz, was logged at 0000 with pop music and anmts in Portuguese. Some reports indicate that a station with an ID of *Guanabara* has also been noted on 5025 kHz; this could be the "inactive" PRC8, Rio de Janeiro, listed for 5015 kHz. Station ZYR206, *R. Clube de Ribeirao Preto*, 13,415 kHz, was heard from 0000 with the usual Brazilian music and commercials. Reactivated is ZYN30, *R. Cultura da Bahia*, Salvador, 15,225 kHz, heard from 0250 with pop music. Also among the numerous recently reactivated stations are: *R. Tupi*, 11,765 kHz, and *R. Bandeirantes*, 11,923 kHz, both in Sao Paulo.

Canada—Station CFVP, *Voice of the Prairies* Calgary, Alberta, is back on the air on 6030 kHz relaying CFCN, 1060 kHz. This low-powered unit has been heard from Washington, D. C., to the West Coast at 0410-1315 with old-time Gene Autry records, pop records, and news. Unless a new xmtr is being used, the power is 100 watts.

Canary Islands—*Radio Nacional Espana, Centre Emisor del Atlantico*, Santa Cruz de Tenerife, 11,800 kHz, was very strong when logged at 2045.

2215 with Spanish pop music and language and frequent ID's, and from 0120 with "Radiorama" in which the VOA has a 10-minute program complete with IS.

Ceylon—Colombo is occasionally audible on 15-332.5 kHz around 0100-0115, although there is no such xmsn listed.

Dominican Republic—*R. San Pedro*, San Pedro de Macoris, is heard on 3200 kHz to 0400 s/off. *R. Television Dominicana*, Santo Domingo, is back on the air and was heard from 9490 to 9502 kHz.

Ecuador—The current Eng. schedule from HCJB, *Voice of the Andes*, Quito, reads: to the Americas at 1400-1500 from Tuesday to Friday (to 1600 on Sundays and Mondays and to 1630 on Saturdays) and to the Americas, Caribbean areas, and Europe at 2330 on 15.115 and 17.890 kHz; to Great Britain at 1845 and 2100 on 15.115 kHz (or 15.405 kHz) and 17.890 kHz; to the South Pacific at 0700-1000 on 6050, 9745 and 11,915 kHz; to the Americas at 0200-0430 on 9745, 11,915, and 15,115 kHz. Station HCCD1, *Luz de America*, Quito, is being detected at times beneath PRC5, Brazil, at 0000-0300 on 4865 kHz. Station HCVC3, *R. La Centinela del Sur*, Apartado 196, Loja, has been noted again on 5053 kHz with QRM from the Venezuelan on 5055 kHz; it features Ecuadorian music, closes at 0400.

El Salvador—*R. Nacional*, YSS, San Salvador, has Eng. on 9555 kHz at 0440-0515 with Spanish and Eng. pop records. There is another Eng. period on Tuesdays, Thursdays and Saturdays at 0115-0130 on 9555 and 6010 kHz, during which Eng. lessons are given.

Ethiopia—ETLF, *Radio Voice of the Gospel*, Box 654, Addis Ababa, has Eng. on the following schedule until September 3: Transmitter I at 1345-1400 to India on 15,315 kHz, at 1545-1600 to Ethiopia on 6140 kHz and at 1900-1945 to W. Africa on 15,295 kHz; Transmitter II at 1330-1400 to India on 15,410 kHz, at 1630-1645 to Malawi and at 1745-1810 to E. Africa on 11,925 kHz, and at 1900-1915 to S. Africa on 9705 kHz. The morning test broadcast schedule is as follows (figures in parentheses are alternate channels): 0330-0400 to E. Africa and 0400-0430 to S. Africa on 9540 (9660) kHz; 0430-0500 to Western Arabian areas on 11,890 (11,850) kHz; 0500-0530 to the Congo on 11,850 (11,785) kHz; 0330-0400 to Madagascar and 0430-0500 to Malawi on 11,710 (11,810) kHz; 0400-0430 to Eastern Arabian areas on 15,370 (15,400) kHz; and 0500-0600 to W. Africa on 15,400 (15,230) kHz.

Ghana—Two newly monitored frequencies for Accra are: 3350 kHz, dual to 3366 kHz, at 0600 with Eng. news; and 6130 kHz at 0340 beamed to India and Pakistan in English. A new schedule lists Eng. to N. A. and Caribbean areas at 0330-0430 on 6110 kHz, and at 2000-2100 on 9760 and 11,800 kHz.

Haiti—Station 4VB, *La Voix de la Revolution Dualiste*, Port-au-Prince, is now heard on

SHORT-WAVE ABBREVIATIONS

anmt—Announcement	QRM—Station interference
BBC—British Broadcasting Corporation	R.—Radio
Eng.—English	s/off—Sign-off
ID—Identification	s/on—Sign-on
IS—Interval signal	VOA—Voice of America
kHz—Kilohertz	xmsn—Transmission
N.A.—North America	xmtr—Transmitter

9480 kHz, strong around 0360; it is also noted on 6000 kHz at 2100-2145 with commercials in French and uninterrupted orchestral music. Station 4GS, *R. Independance*, Gonaives, was heard under heavy QRM from Manizales, Col., both on 5020 kHz; best listening time for 4GS is from 0200 to 0300/close, and all programming is in French.

Honduras—Station HROE, *R. La Voz de la Frontera*, Ocotepeque, has been heard after 0100 with Latin American music and frequent ID's on 5035 kHz. Listen carefully for the sound of a cuckoo clock before the time signal.

India—In accordance with a new schedule, *All India Radio* has introduced an extensive General Overseas Service in English. The schedule lists times and meter bands only, with no specific wavelengths: 2245-0115 in the 25-, 31-, 41-, 49-, and 75-meter bands; 1000-1100 in the 16-, 19-, and 25-meter bands; 1330-1500 in the 19- and 25-meter bands; and 1745-2230 in the 25-, 31-, and 41-meter bands. Actual monitoring has located 9915 kHz in use at 1950 with Indian music, at 2000-2010 with Eng. news, at 0045 with "Radio Newsreel," at 0055 with Indian music, and at 0100 with Eng. news.

International Waters—According to *Radio New York Worldwide*, a pirate radio ship is being outfitted in Miami in great secrecy for the purpose of invading United Kingdom home waters. An item in a Swedish publication states that a joint British-American station will operate from the "Olga Patricia" with two programs: pop music, and light music. There is also a report of a plan to operate a pirate station off the U. S. East Coast.

The BBC is scheduled to operate to Rhodesia from a ship to be stationed off the Mozambique coast, replacing the present station at Francistown, Bechuanaland, which has not had the desired effect because of jamming by Rhodesia.

Liberia—Station ELWA, Monrovia, was found at 0630 with religious bulletins in Eng. on 11,950 kHz.

Mauritius—Forest Side has been heard on 4850 kHz from 1040 to past 1115 with selections of Indian music, some commercials, and a male announcer using an Indian vernacular. Another station noted on 9710 kHz with Indian music around 1200 but with no commercials may be the 31-meter outlet.



complete with Microphone,
Power Supply Cables and
Mobile Mounting Brackets

\$299.95

YOU CAN HEAR AND SEE THE DIFFERENCE SONAR FS-23 CITIZENS BAND RADIO COMPLETE . . . 23 Frequency Synthesized Crystal-Controlled Channels

Continuous one control channel switching • Low noise dual purpose transistor supply • Low noise Nuvistor receiver R. F. stage • Provisions of accessory VOX control and 2-tone squelch • High stability and frequency accuracy • Crystal controlled receiver fine tuning • Rugged heavy duty construction • Size: 11 $\frac{3}{4}$ "Wx5 $\frac{3}{4}$ "Hx11 $\frac{3}{4}$ "D • Wt. 15 lbs. • 1 year warranty.

SONAR RADIO CORPORATION, 73 Wortman Ave., Bklyn. 7, N.Y.
Please send complete information on FS-23 Citizen Band Radio. Dept 495

Name _____
Address _____
City _____ State _____

CIRCLE NO. 28 ON READER SERVICE PAGE

POPULAR ELECTRONICS SUBSCRIBER SERVICE

Please include an address label when writing about your subscription to help us serve you promptly. Write to: Portland Place, Boulder, Colo. 80302

Change of Address:
Please let us know you are moving at least 4 weeks in advance. Affix magazine address label in space to the right and print new address below. If you have a question about your subscription, attach address label to your letter.

- To Subscribe:**
Check boxes below.
- New Renewal
- 5 years \$20
- 3 years \$13
- 1 year \$5
- Specify
- Payment enclosed
— You get 1 extra issue per year FREE!
- Bill me later.

← AFFIX LABEL →

If you have no label handy, print OLD address here.

name _____

address _____

city _____

state _____ zip code _____

name _____ please print _____ 0176

address _____

city _____

state _____ zip code _____

SHORT-WAVE CONTRIBUTORS

Clarke Greene (WPE1ECF), Bristol, Conn.
David Smith (WPE1GBC), Everett, Mass.
Terry Henry (WPE1GCC), Keene, N. H.
Roger Canire (WPE1GK), Manchester, N. H.
Barry Weisman (WPE1GRQ), Newton, Mass.
Warren Elly (WPE1GV), Springdale, Conn.
Bill Altigieri (WPE2KXT), Brooklyn, N. Y.
Robert Harris (WPE2MHG), Syosset, N. Y.
C. N. Coombe (WPE2MOB), Trenton, N. J.
Alan Coles (WPE2NUY), Leonia, N. J.
Fred Gaiser (WPE2OBU), Queens, N. Y.
Richard D'Angelo (WPE2OHK), Brooklyn, N. Y.
Bob Huber (WPE3GLV), Wilmington, Del.
Jim Litzinger (WPE3GUV), Johnstown, Pa.
Phillip Savitz (WPE3GXG), Altoona, Pa.
Grady Ferguson (WPE4HC), Charlotte, N. C.
Donald Davis (WPE4DU), Alexandria, Va.
Bruce Churchill (WPE4FD), Virginia Beach, Va.
Dan Henderson (WPE4GW), Silver Spring, Md.
Harry Dence (WPE4KTY), Cynthiana, Ky.
David Meisel (WPE4HRS), Charlottesville, Va.
Paul Judkins (WPE4ISO), Monroe, N. C.
Mike Finigan (WPE4ISQ), Monroe, N. C.
Jim Cumble (WPE5AC), Waco, Texas
Jimmy Davis (WPE5HLL), Lawton, Okla.
Sha'er Hantsch (WPE6BX), Pasadena, Calif.
Robert Eddy (WPE6EOW), Newport, Ohio
Karl Purins (WPE6JLL), Wauwatosa, Wis.
A. R. Niblack (WPE6KAM), Vincennes, Ind.
John Beaver, Sr. (WPE6AE), Pueblo, Colo.
Bill Mooney (WPE6EMV), University City, Mo.
Dave Carlson (WPE6EOB), St. Louis, Mo.
Greg Bloomquist (WPE6EOP), Quinby, Iowa
Clarence Wahl (WPE6EOI), Wichita, Kan.
Jack Perolo (WPE6EIC), Milwaukee, Wis.
Pat Laird (WPE6SF), Swift Current, Sask., Canada
Larry Bauder (WPE6IAK), Oliver, B. C., Canada
Charles Laddish (WPE6IBA), Vancouver, B. C., Canada
Mike Thompson (WPE6IBE), Vancouver, B. C., Canada
David Alpert, Morton Grove, Ill.
Richard Clark, Pittsburgh, Pa.
Roy Cohen, Plainview, N. Y.
Rev. Louis Colonnese, Davenport, Iowa
Jerry Custer, Metuchen, N. J.
W. E. Davis, Pomona, Calif.
David Gross, Syosset, N. Y.
Bob Hill, Washington, D. C.
Ira Levine, Brooklyn, N. Y.
Tom Mann, Lewisburg, W. Va.
Andrew Reals, Little Falls, N. Y.
Bill Ruck, San Francisco, Calif.
John Stancoff, Fort Worth, Texas
Ian Taylor, Slough, Bucks., England
David Toth, Windsor, Ont., Canada
International Short Wave League, Derby, England
Radio ETLF, Addis Ababa, Ethiopia
Radio HCJB, Quito, Ecuador
Radio Nederland, Hilversum, Netherlands
Radio New York Worldwide, New York, N. Y.
Sveden Calling DX'ers Bulletin, Stockholm, Sweden

Mexico—The correct call for the Mexican on 2390 kHz is XEJN-OC, according to a letter from F. Xavier Mesa, Recor, Universidad Iberoamericana. Av. Cerro de las Torres 395, Mexico 21. D. F. Educational programs are transmitted daily at 0000-0200.

Mongolia—Your Short-Wave Editor's conversion of *R. Ulan Bator's* schedule, as given last month, was in error. It should have read: 1420-1520 (not 0220-0320) and 2130-2230 on Mondays, Tuesdays, Thursdays and Fridays on 11,850 and 9540 kHz. The exact address is listed as: CPO Post Box 365, Peace Street, Ulan-Bator.

Netherlands—The "Happy Station Program," aired by *R. Nederland* on Sundays only, is scheduled until early September at 0600-0720 to New Zealand on 11,730 and 9715 kHz; at 0730-0850 to Australia on 11,730 and 9525 kHz; at 1030-1150 to Europe on 9715, 5980, and 6020 kHz; at 1430-1550 to S. Asia on 17,810 and 15,425 kHz and to Europe on 6020 kHz; at 1600-1720 to Africa on 15,160 and 11,730 kHz; at 1900-2020 to N.A. on 11,730 and 9590 kHz; at 2030-2150 to Spain, N. Africa, and S. America on 17,810 and 11,950 kHz and to Europe

GET INTO ELECTRONICS

V.T.I. training leads to success as technicians, field engineers, specialists in communications, guided missiles, computers, radar, automation, Basic & advanced courses. Electronic Engineering Technology and Electronic Technology curricula both available. Associate degree in 26 months, B.S. obtainable. G.I. approved. Start September, February. Dorms, computers. High School graduate or equivalent. Catalog.

VALPARAISO TECHNICAL INSTITUTE
DEPARTMENT PE, VALPARAISO, INDIANA



LEARN Electronics AT HOME

Fix TV, design automation systems, learn transistors, complete electronics. College level Home Study courses taught so you can understand them. Earn more in the highly paid electronics industry. Computers, Missiles, theory and practical. Kits furnished. Over 30,000 graduates now employed. Resident classes at our Chicago campus if desired. Founded 1934. Catalog.

AMERICAN INSTITUTE OF ENGINEERING & TECHNOLOGY
1137 West Fullerton Parkway, Chicago, Illinois 60614

on 6020 kHz; at 2200-2320 to South and Central America on 15.320 and 9590 kHz and to Europe on 6020 kHz; and at 2330-0110 to North, South, and Central America from Bonaire, 800 kHz.

Pakistan—Recent loggings include: 15.325 kHz with Eng. news to S. E. Asia from 0045 to 0115 s/off; 15.100 kHz with Eng. dictation news from 1335 to 1350 s/off; 15.095 kHz with Eng. news at 1500-1515; 9695 kHz with Eng. news to the United Kingdom to 2005, a native-language talk to 2010, then more Eng.; and 7066 kHz, to Europe, at 1945-2030 with severe QRM at times.

Peru—*R. Continental*, Arequipa, 5934 kHz, broadcasts the "Hour of Decision" in Eng. on Sundays at 0030-0100.

Portugal—*Emissora Nacional* has two new outlets in the 19-meter band, 15.047 and 15.203 kHz, heard in dual to 15.125 kHz around 1600.

Reunion—For those who have the patience, St. Denis is coming through at times on 4820 kHz. East Coast'ers should tune at 0500-0630; West Coast DX'ers may be able to hear it after the HRVC (Honduras) s/off at 0330 and before the Mogadan (U.S.S.R.) s/on at 0620.

Rwanda—A new frequency for the *Deutsche Welle* relay station in Kigali is 9565 kHz; a broadcast in Eng. was heard at 0430.

Somali—*R. Mogadiscio* seems to have dropped both 7120 and 7160 kHz in favor of 6095 kHz, where it opens at 0300 with Somali music and talks; Eng. news is given at 0320.

South Africa—According to a current schedule, opening is at 0356 on 6150 and 7270 kHz, with news in Eng. at 0400; 4895 kHz is added at 0430 and news in Eng. and music are presented at 0445. At 0515 the frequencies in use are 4895, 9525, and 11,900 kHz, with Eng. news from 0545 to 0558/close. At 1000, the frequencies are 15,220 and 17,805 kHz, and 4895 kHz is added at 1558. Frequencies used at 1800 are 4895, 9525, and 11,900 kHz; at 1900 they are 4895, 9270 and 9525 kHz; and at 2045 they are 9525 and 11,900 kHz.

Togo—*Radiodiffusion du Togo*, Lome, 5047 kHz, is one of the easiest African stations to log. The Eng. at 2100-2115 is generally not too good but the signal improves considerably before 2300 s/off.

U.S.S.R.—*R. Vilnius*, Lithuanian SSR, 11,715 kHz, has been noted in Eng. from 2240 with programs about Russia, Irkutsk, Asiatic SSR, 11,845 kHz, was heard at 1300 with Moscow IS and then native language; there was QRM from VOA-Honolulu.

Venezuela—Station YVLG, *R. Giradot*, Maracay, 2440 kHz, is good at times for a 120-meter station. Try for it around 0100 with Spanish talks and music.

Vietnam (South)—Saigon is heard on 9623 and 4877 kHz (or simultaneously on 4875 and 4877 kHz) in Vietnamese until 1630, and on 9755 kHz from 1600, all in parallel with 6160 kHz.

Zambia *R. Zambia* has apparently dropped 4911 kHz in favor of 4965 kHz, possibly just for test purposes since the broadcasts are not being noted regularly. Most xmsns are heard at 0345-0545 and 1500-2100; some days they may run through from 0600 to 1500.


-30-

ATTENTION: HAMS AND CB'ERS

Due to the large amount of space taken up by the special reports on up-to-date happenings in the CB field (starting on page 47) and the radio amateur field (starting on page 67), it was necessary to omit the regular columns written by Herb Brier ("Across the Ham Bands") and Matt Spinello ("On the Citizens Band") this month. You'll find these two columns back in the book as usual next month.

What most camera owners don't know about picture-taking could fill a 116 page volume...

and here it is!



INVITATION TO PHOTOGRAPHY, by the editors of *Popular Photography*, is a unique 116 page guide to better picture taking filled with basic, down-to-earth advice that helps you eliminate costly trial and error, time-consuming guesswork.

Plagued by fuzzy pictures? Poorly exposed film? Drab color shots? *Invitation To Photography* is your answer. Whether you are a beginner, a hobbyist, or someone who just likes to take pictures—no matter what kind of camera you use—everything you need to know about getting the best out of your camera is now clearly defined in one concise, easy-to-understand guidebook.

Including: How to choose the right equipment... suiting the film to the occasion... using the correct exposure... artificial vs. natural lighting... getting the most from color... creative composition... darkroom work.

20 complete, fact-and-photo-packed articles in all! Each written by an expert for people who want to take better pictures. You'll progress quickly, easily and confidently—with pros like Rothschild, Pierce and Hattersley looking over your shoulder on every shot.

So take the first important step toward those perfect quality photos you're shooting for... by ordering your **INVITATION TO PHOTOGRAPHY!**

Use the coupon below **Only \$125** and R.S.V.P. today!

GET THE HANDSOME LEATHERFLEX-BOUND EDITION for just \$3 POSTPAID!



INVITATION TO PHOTOGRAPHY is also available in a splendid deluxe edition. Rugged Leatherflex cover provides lasting protection yet is softly textured and gold-embossed for the look of elegance. A collector's item—a superb addition to your permanent photo reference library. And it's yours, for just \$3 postpaid, when you check the appropriate box on the order form.

Ziff-Davis Service Division • Dept. IP
589 Broadway • New York, N. Y. 10012

YES! Please send my copy of *Invitation To Photography* as checked below:

- \$1.25 enclosed, plus 15¢ for shipping and handling. Send me the regular edition. (\$1.75 for orders outside the U.S.A.)
- \$3.00 enclosed. Send me the Deluxe Leatherflex-bound edition, postpaid. (\$3.75 for orders outside the U.S.A.) Allow three additional weeks for delivery.

NAME please print

ADDRESS PE-86

CITY

STATE ZIP CODE

ENCLOSURE PAYMENT MUST BE ENCLOSED WITH ORDER.

ELECTRONICS MARKET PLACE

COMMERCIAL RATE: For firms or individuals offering commercial products or services. 90¢ per word (including name and address). Minimum order \$9.00. Payment must accompany copy except when ads are placed by accredited advertising agencies. Frequency discount: 5% for 6 months; 10% for 12 months paid in advance.

READER RATE: For individuals with a personal item to buy or sell. 55¢ per word (including name and address). No Minimum! Payment must accompany copy.

GENERAL INFORMATION: First word in all ads set in bold caps at no extra charge. Additional words may be set in bold caps at 10¢ extra per word. All copy subject to publisher's approval. Closing Date: 1st of the 2nd preceding month (for example, March issue closes January 1st). Send order and remittance to: Hal Cymes, POPULAR ELECTRONICS, One Park Avenue, New York, New York 10016.

FOR SALE

FREE! Giant bargain catalog on transistors, diodes, rectifiers, SCR's, zeners, parts. Poly Paks, P.O. Box 942, Lynnfield, Mass.

MESHNA'S TRANSISTORIZED CONVERTER KIT \$5.00. Two models converts car radio to receive 30-50 mc or 100-200 mc (one mc tuning). Meshna, Lynn, Mass. 01904.

GOVERNMENT Surplus Receivers, Transmitters, Snooper-scopes, Radios, Parts, Picture Catalog 25¢. Meshna, Nahant, Mass. 09108.

"SPECIALI WPE-SWL-CB-QSL cards, 3 colors, \$2.50 per 100—Free Samples, Garth, Jutland, New Jersey."

CANADIANS—GIANT Surplus Bargain Packed Catalogs. Electronics, Hi-Fi, Shortwave, Amateur, Citizens Radio. Rush \$1.00 (Refunded). ETCO, Dept. Z., Box 741, Montreal, CANADA.

WEBBER LAB'S Police—Fire Transistorized Converter kit 30-50mc. & 100-200mc. (1 mc. spread) \$5.00 each. 26-200mc. on broadcast band using any type radio, crystal controlled \$23.00 wired pp. tunable—crystal controlled \$11.00 kit. 72 Cottage Street, Lynn, Mass.

JAPAN & Hong Kong Electronics Directory. Products, components, supplies. 50 firms—just \$1.00. Ippano Kaisha Ltd., Box 6266, Spokane, Washington 99207.

CANADIANS, TRANSISTORS AND PARTS. Free catalogue contains reference data on 300 transistors. J. & J. Electronics, Dept. PE, Box 1437, Winnipeg, Manitoba.

TRANSISTORS—Miniature Electronic Parts. Send for free Catalog. Electronic Control Design Company, P. O. Box 1432K, Plainfield, N.J.

INVESTIGATORS, FREE BROCHURE, LATEST SUBMINIATURE ELECTRONIC SURVEILLANCE EQUIPMENT, ACE ELECTRONICS, 11500-L NW 7TH AVE., MIAMI, FLA. 33168.

TELEPHONE VOICE SWITCH: (LS-500). ACTUATES AUTOMATICALLY AND UNATTENDED ANY TAPE OR WIRE RECORDER. PICTORIAL INSTALLATION INSTRUCTIONS INCLUDED. \$23.75. POST PAID USA, WJS ELECTRONICS, 737 NORTH SEWARD, HOLLYWOOD, CALIF. 90038.

INVESTIGATORS; KEEP IN STEP WITH ADVANCEMENTS IN THE ART OF ELECTRONICS FOR THE PROFESSIONAL. SEND \$1.00 FOR EQUIPMENT BROCHURE. WJS ELECTRONICS, 737 NORTH SEWARD, HOLLYWOOD, CALIF. 90038.

BUG DETECTOR: WILL DETECT AND LOCATE SURREPTITIOUS TRANSMITTING DEVICES IN CONFERENCE ROOMS, HOME AND OFFICES, ETC. WRITE FOR DETAILS. WJS ELECTRONICS, 737 NORTH SEWARD, HOLLYWOOD, CALIF. 90038.

CB-WPE-QSL CARDS. Same High Quality, Beautiful, Glossy multi-color cards. New Low PRICES. 26 SAMPLES, 25¢. Dick, W8VXK, 19QA0625, Gladwin, Mich. 48624.

DIAGRAMS—SENT AIRMAIL—TELEVISION \$3.00. RADIO 1919-1965 \$2.00. GIVE MODEL. DIAGRAMS, BOX 55, WILLIAMSPORT, PA. 17704.

ELECTRONIC "CRACKAJACKS," relays, transistors, photocells, etc. Guaranteed prizes. \$1.00 ppd. DART ELECTRONICS, Box 214, Jericho, N.Y.

TRANSISTOR TV CAMERA KIT NOW AVAILABLE! 17 transistor circuit. printed circuit construction, self-contained sync generator and power supply. RF and VIDEO outputs, large EASY-TO-FOLLOW instructions. EXCELLENT PERFORMANCE. COMPLETE KIT ONLY \$149.50 less vidicon tube. Be the first in your neighborhood to experience the fun of televising your friends and relatives on the living room TV. Many other tube and transistor STARTER KITS also available—\$18.95 up. Rush 10¢ for IMMEDIATE DELIVERY of our NEW information-packed 1966 TV CATALOG. Don't buy any other TV camera until you've seen our UNBELIEVABLE PRICES! ATV RESEARCH, Box 396P, South Sioux City, Nebr. 68776.

R.F. CONVERTERS. World's largest selection. Also CCTV cameras, transmitters, etc. Lowest factory prices. Catalog 10¢. Vanguard 196-23 Jamaica Ave., Hollis, N.Y. 11423.

110VAC 60cy from car generator. Powers lights, refrigerator, transmitter, receiver, etc. Simple, easy to convert. Plans, \$2.00. Tedco, P.O. Box 12098, Houston, Texas 77017.

LOWEST Prices Electronic Parts. Confidential Catalog Free. KNAPP, 3174 8th Ave. S.W., Largo, Fla.

WE SELL CONSTRUCTION PLANS. Telephone Equipment: \$40 Answering Machine, \$15 Bell System Type Speaker Phone, \$10 Legal Telephone Connector, Telephone Extension in your car, \$25 Automatic Dialer, Central Dial System, Phonevision. Television Equipment: \$50 Camera, \$30 3DTV Converter, \$35 All Electronic Color Converter, Video Recorder. Hobbyist: \$50 Ultrasonic Dishwasher, Transistorized Teletype and Morse Code Copier, \$75 Electron Microscope, Electronic Tranquillizer, Private Eye Tail Transmitter, Police Radar Detector plus Legal Jammer. Plans \$4.95 each. Telephone Engineering Course \$39.50. SUPER HOBBY CATALOG 25¢. Don Britton Enterprises, 7906 Santa Monica Blvd., Hollywood, Calif. 90046.

FREE ELECTRONICS (new and surplus) parts catalog. Bigelow Electronics, Bluffton, Ohio 45817.

DETECTIVES GO or no GO in HIGH QUALITY LOW COST Electronic Surveillance Equipment SILMAR MAKES the DIFFERENCE. Write Today! SILMAR ELECTRONICS, 3476 N.W. 7th Street, Miami, Fla. 33125.

007 ELECTRONIC devices. Straight from James Bond's GOLDFINGER and THUNDERBALL. Reasonable prices. Free catalog. Baker Electronics, R.R. 3, Greencastle, Indiana 46135.

ORIENTAL Electronics Directory. 200 Japanese—Hong Kong Manufacturing Exporters. All products. \$2. Dee, Box 211, Beverly Hills, Calif. 90213.

CIRCUIT Boards, Parts for "Poptronics" projects. Free catalog. DEMCO, Box 16297, San Antonio, Texas 78216.

GIANT TESLA COIL—FORTY-ONE SPARKS! Complete plans \$5.00. Details, color photo 50¢. Huntington Electronics, Inc., Dept. A, Box 9 Huntington Station, Shelton, Conn. 06484.

ROCKETS: Ideal for miniature transmitter tests. New illustrated catalog, 25¢. Single and multistage kits, cones, engines, launchers, trackers, rocket aerial cameras, technical information. Fast service. Estes Industries, Penrose 18, Colorado.

HOBBYISTS, EXPERIMENTERS, AMATEUR SCIENTISTS, STUDENTS . . . CONSTRUCTION PLANS—All complete including drawings, schematics, parts lists, prices, parts sources . . . **LASER**—Build your own coherent-light optical laser. Operates in the pulsed mode, in the visible light range—\$6.00 . . . **DIODE LASER**—Invisible light (infrared) can be continuously modulated—\$3.00 . . . **REVERBERATOR (ECHO) UNIT**—Build your own. Use with your automobile radio, home radio or hifi, electric guitar, etc.—\$3.00 . . . **RADAR**—Build your own ultrasonic doppler radar. Detect motion of people, automobiles, even falling rain drops. Transistorized, uses standard small 9-volt battery—\$4.00 . . . **TV CAMERA**—Build your own. The real thing—no rotating disc. Uses 5 tubes plus videon tube. Output: 72 ohms or receive on any TV set channel 2-6. Excellent circuit—good picture—\$6.00 . . . **STROBOSCOPE**—Flash rate variable from about 10 to 1,000 flashes per second. Stop effect will allow you to view rotating or oscillating objects while in motion—\$3.00 . . . **STEREO AMPLIFIER**—Uses two 6T9 compactrons—for stereo phono, tuner, etc.—\$3.00 . . . **TWO-WAY TALK OVER FLASHLIGHT BEAMS**—Hand-held microphone, loudspeaker volume. Use in daylight or darkness—\$3.00 . . . **VIBRATO UNIT**—Use with electric guitar and other musical instrument amplifiers. Uses two transistors and two 9V batteries—\$3.00 . . . **VOLUME COMPRESSOR/EXPANDER**—Use with your HiFi—\$4.00 . . . **LONG-RANGE "SOUND TELESCOPE"**—This amazing device can enable you to hear conversations, birds and animals, other sounds hundreds of feet away. Very directional. Transistorized. Uses 9V battery—\$3.00 . . . **CIGAR BOX ELECTRIC ORGAN**—Portable, self-contained battery. Eight notes, one octave. Two transistors. 9V battery—\$3.00 . . . **ANALOG COMPUTER**—Multiply, divide, add, subtract, square and find square roots. Uses two flashlight batteries—\$3.00 . . . **BINARY READOUT**—Program in decimal numbers and readout binary—\$3.00 . . . **SOLID STATE BINARY COUNTER (COMPUTER-ADDER)**—Uses transistor flip-flop stages. Lightbulb readout. Punch in pulses, read binary count. Five stage. Includes easy to understand discussion of decimal to binary arithmetic conversion. Excellent start in digital computer technology—\$6.00 . . . **TECHNICAL WRITERS GROUP, Box 5501, STATE COLLEGE STATION, RALEIGH, N.C. 27607.**

INVESTIGATORS—DETECTIVES—INDUSTRIAL SECURITY OFFICERS: New 1966 line of Electronic Surveillance Devices. Incorporating most advanced subminiature design. Greater range; lower battery drain; unique sophisticated circuitry; extremely durable. **HIGH QUALITY PROFESSIONAL EQUIPMENT AT ROCK BOTTOM PRICES.** Fool-proof wireless units are extremely **SIMPLE TO USE!** You **DO NOT** have to be an engineer to get **PROFESSIONAL** results with **THIS** equipment. **TROL** 1966 models ready **NOW!** Take advantage of Special Introductory Offer. Don't delay! For **FREE** details write **TROL ELECTRONICS-PE, 31 West 8th Street, New York, N.Y.**

RECTIFIERS, transistors, other components. Catalog free. Electronic Components Co., Box 2902C, Baton Rouge, La. **TRANSISTORIZED Products Importers** catalog. \$1.00. Intercontinental, CPO 1717, Tokyo, Japan.

RADIO - T.V. Tubes—33¢ each. Send for free catalog. Cornell, 4213 University, San Diego, Calif. 92105.

ELECTRONIC Ignition Kits, Components, Free Diagrams. Anderson Engineering, Epsom, New Hampshire 03239. **"GREAT BUYS"** Catalog 10¢ Multimeter 20,000 Ω/v \$9.95. 1001 Bargains. Fertik's, 5249 "D" St., Phila., Pa. 19120.

COMPONENTS? Kits? Hardware? For catalogue write Trans-Vu-Pacs, Box 267, Chelsea, Mass. 02150.

TELEPHONE RECORDER-ACTUATOR (TWL-007) Solid state module automatically turns tape recorder or amplifier on when telephone in use. Connected anywhere on line. Simple installation instructions included. Prepaid \$18.65. Twilight Electronics, Box 11595, St. Louis, Mo. 63105.

SURVEILLANCE EQUIPMENT—NEW HIGH PERFORMANCE SUBMINIATURE MODELS. ELECTRONIC COUNTERMEASURE DEVICES TO PROTECT PRIVACY. FREE DATA: SECURITY ELECTRONICS-PE, 15 EAST 43RD STREET, NEW YORK, N.Y. 10017.

DIAGRAMS for repairing Radios \$1.00. Television \$2.50. Give make model. Diagram Service, Box 1151 PE, Manchester, Connecticut 06042.

BEEP . . . BEEP . . . BEEP . . . 100 milliwatt, 3 transistor, 2"x1½"x1½" CB telemetering transmitter signals its location for miles. Hundreds of scientific and James Bond uses. Build for \$5.00. Illustrated construction manual and **FREE Gift**, only \$2.00. Details free. Baker Electronics, R.R. 3, Greencastle, Indiana 46135.

NEW supersensitive transistor instrument detects buried gold, silver, coins. Kits, assembled models. \$19.95 up. Free catalog. Relco-A33, Box 10563, Houston 18, Texas.

CONVERT any television to sensitive, big-screen oscilloscope. Only minor changes required. No electronic experience necessary. Illustrated plans, \$2.00. Relco-A33, Box 10563, Houston 18, Texas.

15 DISTANCE One-tube plans—25¢. "One Tube Handbook"—50¢. Includes Transistor Experiments, catalog. Laboratories, 12041-L, Sheridan, Garden Grove, Calif. 92640.

RELAYS—DPDT 24-30 VDC, limited quant. Used, good cont. \$1.20 ea., R. Rickly, 1604 Ashland Ave., Columbus, Ohio 43212.

ELECTRONIC SURVEILLANCE DEVICES, detectives, hobbyists. SNOOPER FM wireless microphone \$44.50. **TAILA-BEEP**, bumper beeper \$99.50. **TELEGAB** phone transmitter \$49.50. Other guaranteed high quality items in our catalog. Fudalla Associates, 1134 Avenue Road, Toronto 12, Ontario, Canada.

ATOM SMASHERS. Simple construction plans for particle accelerators \$3.00. Includes free booklets on radiation hazards and experiments. Formula Research, Box 147-PA, Lafayette, Ind. 47902.

EXCLUSIVE electronics catalog. Unbelievable Prices. Send 50¢. SDEC, 702 Market, San Diego, Calif.

NEW Radio Tubes, Parts. Used Books, Test Instruments. Wojciechowski, 2837 Fulton St., Brooklyn, N.Y. 11207.

WHOLESALE: Microphones 89¢, Transformers 34¢, Speakers 49¢. Hundreds of items. Catalog 25¢. Royal, 8632 La Mesa Blvd., La Mesa, Calif.

SAFEGUARD your privacy. Learn the facts, procedures and techniques in the art of de-bugging your home, office, boardroom or auto. \$7.95. Tron-X, Post Office Box 38155, Hollywood, Calif. 90038.

GERMAN/ENGLISH Ham's Vocabulary only \$1.00. Christian Zangerl, 0E9CZI Dornbirn, (Austria), 6850.

BROADCAST RADIO A SENSITIVE CALIBRATED SHORT-WAVE RECEIVER? Yes! With **TUNAVERTER!** \$19.95. Tunavers, Woodsboro, Texas 78393.

TOOLS

TOOL Catalog send 25¢. Silvo Hardware, 107 Ziff Walnut, Phila., Penna. 19106.

SHORTWAVE LISTENING

SWL GUIDE, English programs listed by the hour. **REVISED EDITION**, \$2.00. SWL Guide, 218 Gifford, Syracuse 2, N. Y.

HAM EQUIPMENT

CBers, HAMS, SWL's! 3-30 MC Preselector kit, \$18.98. CB booster Kits. Novice transceiver kit, \$29.95. Free catalog. **HOLSTROM**, Box 8640-E, Sacramento, Calif.

EQUIPMENT

FREE electronics catalog. Tremendous bargains. Send postcard. Electrolabs, Department C-666D, Hewlett, N.Y.

HIGH FIDELITY

"LOW, Low quotes: all components and recorders. HiFi, Roslyn 9, Penna."

Hi-Fi Components, Tape Recorders, at guaranteed "We Will Not Be Undersold" prices. 15-day money-back guarantee. Two-year warranty. No Catalog. Quotations Free. Hi-Fidelity Center, 239 (P) East 149th Street, New York 10451.

FREE! Send for money saving stereo catalog #P8E and lowest quotations on your individual component, tape recorder, or system requirements. Electronic Values, Inc., 200 W. 20th St., New York, N.Y. 10011.

WANTED

CASH Paid! Unused tubes, electronic equipment. Barry, 512 Broadway, N.Y.C. 10012.

QUICKSILVER, Platinum, Silver, Gold. Ores Analyzed. Free Circular. Mercury Terminal, Norwood, Mass.

GOLD, Silver, Platinum (any form) Diamonds Bought, Information Free. Wilmot's, 1067V Bridge, Grand Rapids, Mich. 49504.

TUBES

BEFORE You Buy Receiving Tubes, Transistors, Diodes, Electronic Components and Accessories . . . send for Giant Free Zalytron Current Catalog, featuring Standard Brand Tubes: RCA, GE, etc.—all Brand new Premium Quality Individually Boxed, One Year Guarantee—all at Biggest Discounts in America! We serve professional servicemen, hobbyists, experimenters, engineers, technicians. Why Pay More? Zalytron Tube Corp., 469-E Jericho Turnpike, Mineola, N. Y. 11502.

TUBE Headquarters of World! Send 10¢ for Catalog (tubes, electronic equipment) Barry, 512 Broadway, N.Y.C. 10012.

TUBES "Oldies", latest. Lists free. Steinmetz, 7519 Maplewood, Hammond, Indiana 46324.

FREE Catalog. Electronic parts, tubes. Wholesale. Thousands of items. Unbeatable prices. Arcturus Electronics ZD, 502-22 St., Union City, N.J. 07087.

RADIO & T.V. Tubes—33¢ each. Send for free list. Cornell, 4213 University, San Diego, Calif. 92105.

TUBES. FREE LIST. Gamma, 140 West 26th, Hamilton, Ont.

REPAIRS AND SERVICES

TV Tuners rebuilt and aligned per manufacturers specification. Only \$9.50. Any make UHF or VHF. We ship COD. Ninety day written guarantee. Ship complete with tubes or write for free mailing kit and dealer brochure. JW Electronics, Box 51C, Bloomington, Indiana.

METERS—TEST EQUIPMENT REPAIRED—CALIBRATED. free catalog. Bigelow Electronics, Bluffton, Ohio 45817.

PLANS AND KITS

ELECTRONIC DEVICES—Kits or assembled. For CAR, HOME and BOAT. Catalog Free. Electronic Products Co., Dept. A, Box 8485, St. Louis, Mo. 63132.

FREQUENCY Modulation: Build Your own one Transistor FM Oscillator, Low Power Transmitter. Hobbyists, Experimenters. Plans—25¢. VFP, 3303 South Springfield, Milwaukee, Wisconsin 53207.

PHOTOGRAPHY—FILM, EQUIPMENT, SERVICES

MEDICAL Film—Adults Only—"Childbirth"—1 reel 8mm \$7.50—16mm \$14.95. International-E, Greenvale, L.I., New York.

SCIENCE Bargains—Request Free Giant Catalog "CJ"—148 pages—Astronomical Telescopes, Microscopes, Lenses, Binoculars, Kits, Parts. War surplus bargains. Edmund Scientific Co., Barrington, New Jersey.

CLASSIFIED ADVERTISING ORDER FORM

Please refer to heading on first page of this section for complete data concerning terms, frequency discounts, closing dates, etc.

1	2	3	4	5
6	7	8	9	10
11	12	13	14	15
16	17	18	19	20
21	22	23	24	25
26	27	28	29	30
31	32	33	34	35

_____ Words { @ 55¢ (Reader Rate) } = \$ _____
 { @ 90¢ (Commercial Rate) }

Insert _____ time(s) Total Enclosed \$ _____

NAME _____

ADDRESS _____

CITY _____ ZONE _____ STATE _____

Signature _____

WORD COUNT: Include name and address. Name of city (Des Moines) or of state (New York) counts as one word each. Zone or Zip Code numbers not counted. (Publisher reserves right to omit Zip Code if space does not permit.) Count each abbreviation, initial, single figure or group of figures or letters as a word. Symbols such as 35mm, COD, PO, AC, etc., count as one word. Hyphenated words count as two words.

PE-866

TAPE AND RECORDERS

BEFORE Renting Stereo Tapes try us. Postpaid both ways—no deposit—immediate delivery. Quality—Dependability—Service—Satisfaction—prevail here. If you've been dissatisfied in the past, your initial order will prove this is no idle boast. Free Catalog. Gold Coast Tape Library, Box 2262, Palm Village Station, Hialeah, Fla. 33012.

RENT Stereo Tapes—over 2,500 different—all major labels—free brochure. Stereo—Parti, 1616-PE Terrace Way, Santa Rosa, California.

STEREO TAPES. Save up to 60% (no membership fees, postpaid anywhere U.S.A.). Free 60 page catalog. We discount batteries, recorders, tape accessories. Beware of slogans "not undersold," as the discount information you supply our competitor is usually reported to the factory. **SAXITONE**, 1776 Columbia Road, Washington, D.C.

TAPE RECORDER SALE. Brand new, latest models, \$10.00 above cost. Arkay Sales, 1028-C Commonwealth Ave., Boston, Mass. 02215.

TAPE Recorders, Hi-Fi, components, Sleep Learning Equipment, tapes. Unusual Values Free Catalog. Dressner, 1523PE, Jericho Turnpike, New Hyde Park 11, N. Y.

TAPE-MATES now offers **ALL TAPES—ALL LABELS** at **TRE-MENDOUS SAVINGS** plus **FREE** Tape-Mates membership. For **FREE** brochure write **TAPE-MATES**, 5280-PE W. Pico Blvd., Los Angeles 90019.

RENT 4-TRACK STEREO TAPES—When narrowed down **TRIMOR** becomes the wide choice—Goodbye to partial satisfaction. Service and Dependability our keynote—**ALL MAJOR LABELS—FREE CATALOG** (48 states)—**TRIMOR** Company, P. O. Box 748, Flushing, N.Y. 11352.

TAPES. TAPE RECORDERS—sold, exchanged. Free catalog. Tower, Lafayette Hill, Pa. 19444.

WANTED TELECTRO AS-1975 ACCESSORY AMPLIFIER-SPEAKER, ca. 1960. Preferably gray leatherette finish for this companion assembly to 1975 Stereophonic Recorder. Any price acceptable to John G. Cabral, 63 Covell Street, Fall River, Mass. 02723.

CUSTOM COVERS for 7" reel TAPE boxes. Make your tape library "Bookcase Neat". Order 1 color or assort. Beige—Gray—Ochre—Salmon—Olive. Varnished heavy-duty leather-textured stock. 8/\$1.30 or more 10¢ ea—Postpaid—Money Back Guarantee. **CUSTOM COVERS**, Dept. C, Windsor, Calif. 95492.

TAPE transport. NAB recording studio quality. Build yourself for amazingly low cost. Detailed plans \$5.00. Free particulars. Pepke Laboratories, 309-B West 19 Street, New York, N.Y. 10011.

AUTOMATIC telephone connection for Concord and other transistorized recorders. **SURVEILLANCE** and Privacy Protection Devices. Free Data: Security Electronics-PER, 15 East 43rd Street, New York, N.Y. 10017.

MOVIE FILMS

INSTRUCTIONAL AND COLOR ACTION SPORTS FILMS—8/16mm. Catalog available. Write: **SPORTLITE FILMS-PE**, 20 North Wacker Drive, Chicago, Ill. 60606.

INSTRUCTION

LEARN While Asleep, hypnotize with your recorder, phonograph. Astonishing details, sensational catalog free! Sleep-Learning Association. Box 24-ZD, Olympia, Wash. FCC License in 6 weeks. First Class Radio telephone. Results Guaranteed. Elkins Radio School, 2603B Inwood, Dallas, Texas.

HIGHLY—effective home study review for FCC commercial phone exams. Free literature! Cook's School of Electronics, Craigmont, Idaho 83523.

SURPLUS SATELLITE BATTERIES 6 AMP/HR.—\$1.99 ea.



These Government surplus storage battery cells are nickel-cadmium sintered plate type used in satellites and missiles due to characteristics not possessed by any other battery, i.e.: Lifetime service, constant voltage during discharge, extreme temperature ranges, discharges in any position, compact, high discharge rates (up to 25 times ampere-hour capacity), no corrosive fumes, not harmed by storage, overcharging and freezing. Cells are 1.25 V. each. Combine these cells in series to required voltage for replacement of any battery-operated equipment (within discharge limits—150 amps. on this cell), using dry or storage batteries where portability, dependability, constant voltage, high current drains and ruggedness are requisites.

We have other cells of greater Amp. Hr. capacities for motor starting, etc. in stock. Send for free list.

GUARANTEE: All cells are guaranteed for satisfaction or your money back.

ESSE RADIO COMPANY

368 S. Meridian St. Indianapolis, Indiana 46225

REI First Class Radio Telephone License in (5) weeks Guaranteed. Tuition \$295.00. Job placement free. Radio Engineering Institute, 1336 Main Street, Sarasota, Fla.

ELECTRONICS—F.C.C. License Training—Correspondence, or resident classes. Free details. Write: **Dept. 3**, Grantham Schools, 1505 N. Western, Hollywood, Calif. 90027.

LEARN ELECTRONIC ORGAN SERVICING at home all makes including transistors. Experimental kit—troubleshooting. Accredited NHSC. Free Booklet. **NILES BRYANT SCHOOL**, 3631 Stockton, Dept. A, Sacramento 20, Calif.

LEARN AT HOME—College. High School and Noncredit Courses. Write for information to: University of Tennessee, Division of Extension, Correspondence Study, Knoxville, Tenn. 37916.

BEGINNERS code. 5wpm at 33½. Guided sending. Three 12" records, \$6.85. Page Electronics Institute, 1158 W. 54 St., Los Angeles 90037.

FCC LICENSE THROUGH TAPE RECORDED INSTRUCTION. Bob Johnson Audio-Visual Training, 1060D Duncan, Manhattan Beach, Calif. 90266.

INVENTIONS WANTED

INVENTIONS wanted. Patented; unpatented. Global Marketing Service, 2420-P 77th, Oakland 5, Calif.

INVENTORS! Sell your invention for cash or royalties! Our client manufacturers eagerly seek new items. Patented. Unpatented. Financial assistance if needed. 25 years proven performance. For free information, write Dept. 20, Gilbert Adams, Invention Broker, 80 Wall St., New York 5, N.Y.

INVENTORS! Don't sell your invention, patented or unpatented, until you receive our offer. Eagle Development Company, Dept. P, 79 Wall Street, N.Y. 5, N.Y.

PATENT Searches including Maximum speed, full airmail report and closest patent copies, \$6.00. Quality searches expertly administered. Complete secrecy guaranteed. Free Invention Protection forms and "Patent Information." Write Dept. 9, Washington Patent Office Search Bureau, 711 14th Street, N.W., Washington 5, D.C.

INVENTIONS—IDEAS developed: **CASH/ROYALTY SALES.** Member: United States Chamber of Commerce. Raymond Lee, 130-G West 42nd, New York City 10036.

INVENTORS. We will develop, help sell your idea or invention, patented or unpatented. Our national manufacturer clients are urgently seeking new items for outright cash sale or royalties. Financial assistance available. 10 years proven performance. For free information, write Dept. 41, Wall Street Invention Brokerage, 79 Wall Street, New York 5, N.Y.

INVENTORS! Outright cash sale or royalties for your inventions. Patented. Unpatented. Active demand from our client manufacturers. Financial assistance available. Write Dept. 35, United States Invention Brokerage, 78 Wall Street, New York 5, N.Y.

GOVERNMENT SURPLUS

"GOVERNMENT SELLS".—Surplus Electronics; Oscilloscopes; Transceivers; Test Equipment; Radar; Walkie-Talkies; Boats; Jeeps; Aircraft; Misc.—Send For—"U.S. Depot Directory-Procedure"—\$1.00—Service, Box 425 (ZE), Nanuet, N.Y.

GOVERNMENT Surplus. Complete Sales Directory \$1.00. Surplus Publications, Box 45781E, Los Angeles 45, Calif.

BOOKS

FREE Book. Prophet Elijah Coming Before Christ. Wonderful Bible Evidence. PE Megiddo Mission, Rochester, New York 14619.

FREE Catalog Aviation/Electronics/Space books. Aero Publishers, 329PE Aviation Road, Fallbrook, Calif. 92028.

FREE CATALOG. Adult Books. Postal PE, 2217 Lackland, St. Louis, Mo. 63114.

"1966 DIRECTORY of Book Collectors." 120 Pages. \$2.00. Hussey, Box 157-16, Webster, New York 14580.

AUTHORS' SERVICES

AUTHORS! Learn how to have your book published, promoted, distributed. **FREE** booklet "ZD," Vantage, 120 West 31 St., New York 1.

SONGWRITERS WANTED. Send songs for recording—royalty contract. Tin Pan Alley, 1650-H Broadway, New York 10019.

WANTED WRITERS! Short stories, articles, books, plays, poetry. Will help place, sell your work. Write today, free particulars! Literary Agent Mead, Dept. C-45, 915 Broadway, New York 10, N.Y.

MUSIC

POEMS wanted for new songs. Nashville Music Institute, Box 532-E, Nashville, Tennessee.

REAL ESTATE

FREE SUMMER CATALOG! Selected Best thruout the U.S. Thousands of Properties described, pictured—Land, Farms, Homes, Businesses—Waterfront, Recreation, Retirement. 66 Years' service, 490 Offices, 36 states Coast to Coast. Mailed **FREE** from the World's Largest! **STROUT REALTY**, 60-ZD E. 42nd St., N.Y., N.Y. 10017. OX 7-5710

CANADIAN VACATION LANDS: Full price \$385.00. 40 acres, \$10 month. Suitable cottage sites, hunting, fishing, investment. Free information, Land Corporation, 3768-P, Bathurst, Downsview, Ontario, Canada.

FREE!!! Big 160-page real estate catalog! Over 1800 **PICTURES!** Farms, Ranches, Homes, Businesses, Vacation and Retirement Properties in 29 states coast to coast! **UNITED FARM AGENCY**, 612-EP West 47th St., Kansas City, Mo, 64112.

RUBBER STAMPS

RUBBER ADDRESS STAMP \$1.00. Signature \$2.88. Free catalog. Jackson Products, 1433 Winnemac, Chicago, Ill. 60640.

EDUCATIONAL OPPORTUNITIES

LEARN While Asleep. Remarkable, Scientific, 92% Effective. Details Free. ASR Foundation, Box 7021, Dept. e.g., Lexington, Kentucky.

ENGINEERING and Electronics—send \$1.00 for 100 page Career Opportunities. C.I.S.T., Suite 694, 263 Adelaide St., West, Toronto, Canada.

DO-IT-YOURSELF

SAVE! Build Transistorized Treasure Finder. Details Free. Del Research. Box 347E, Alden Manor, Elmont, N.Y.

PERSONALS

INVESTIGATORS, FREE BROCHURE, LATEST SUBMINIATURE ELECTRONIC SURVEILLANCE EQUIPMENT. ACE ELECTRONICS, 11500-K NW 7th Ave., MIAMI, FLA. 33168.

BORROW \$1,233 AIRMAIL! Repay \$54 for twenty-nine months. State licensed. Postal Finance, Dept. 84-P, Kansas City, Kansas 66117.

BILL PROBLEMS? Poor credit no trouble. Not a loan company. Send for free application. Automatic Acceptance, 1326PE Plainfield St., Cranston, R.I.

HELP WANTED

CHRISTMAS CARDS—Business and Personal. Customer's name imprinted. Earn unusually high commissions from this medium—and high-priced line. Free Sample Album. Process Corp. (our 45th Year). 3466D S. 54th Ave., Chicago, Ill. 60650.

Back Issues Available

Use this coupon to order back issues of POPULAR ELECTRONICS

We have a limited supply of back issues that can be ordered on a first-come, first-served basis. Just fill in the coupon below, enclose your remittance in the amount of 50¢ each and mail.

ZIFF-DAVIS SERVICE DIVISION

Dept. BCPE, 589 Broadway

New York 12, New York

Please send the following back issues of POPULAR ELECTRONICS.

I am enclosing to cover cost of the magazine, shipping and handling.

Month Year

Month Year

Month Year

Name

Address

City Zone State

No charge or C.O.D. orders please.

PE

PHOTOGRAPHS

PHOTOGRAPHS and transparencies wanted, to \$500.00 each. Valuable information free—Write Intraphoto-PE, Box 74067, Hollywood 90004.

BUSINESS OPPORTUNITIES

INVESTIGATE Accidents—Earn \$750 to \$1,400 monthly. Men urgently needed. Car furnished. Business expenses paid. No selling. No college education necessary. Pick own job location. Investigate full time. Or earn \$6.44 hour spare time. Write for Free literature. No obligation. Universal, CZ-8 6801 Hillcrest, Dallas, Texas 75205.

VENDING Machines—No Selling. Operate a route of coin machines and earn amazing profits. 32-page catalog free. Parkway Machine Corporation, 715PE Ensor Street, Baltimore 2, Md.

ELECTROPLATING Equipment and supplies. All types for home workshops and industrial. Send \$1.00 (refundable) for equipment guide formulas, operating data, catalog. HBS Equipment Division 90, 3543 East 16th, Los Angeles, California. 90023.

I MADE \$40,000.00 Year by Mailorder! Helped others make money! Start with \$10.00—Free Proof. Torrey, Box 63566-N, Oklahoma City, Oklahoma 73106.

PIANO Tuning learned quickly at home. Tremendous field! Musical knowledge unnecessary. Information free. Empire School of Piano Tuning, Dept. PE, Box 327, Shenandoah Station, Miami, Florida 33145. (Founded 1935.)

FREE Book "990 Successful, little-known Businesses." Work home. Plymouth-945H, Brooklyn, N.Y. 11218.

CITIZENS BAND Radio Dealerships Available. Sell Full or Part Time. Knox Electronics, Dept. 274, Salesburg, Ill. 61401.

IT'S FUN to sell by Mailorder! Free catalogue. Methods, 1404-FD, Lafayette Hill, Pa. 19444.

FREE report, "Home Business Opportunities." Profitable! Wyman, G-94, Congress, N.Y. 10920.

MAKE Money Clipping Items from your local newspaper. Some worth \$10.00 each. Details free. Harvey, Box 692-N, Elkton, Md. 21921.

FREE \$125 MACHINE HELPS EARN AS YOU learn locksmithing! Professional's key machine sent you as part of course. Earn 90% on keys for cars, homes and offices while learning this needed, high-pay craft. All tools and supplies sent you with working lessons. Write for **FREE BOOK**—no obligation. **BELSAW INSTITUTE**, 2179 Field Bldg., Kansas City, Mo. 64111.

RAISE RABBITS for us on \$500 month plan. Free details. White's Rabbitry, Mt. Vernon 52, Ohio.

NEW Book explains making money, selling publications you write, by mail. Free Details. Seitelman, 65-20 Booth Street, Rego Park, N.Y. 11374.

FLASHLIGHT SCREWDRIVERS SELL FAST Sample \$2.00 Retail \$2.98 Refundable first Doz. \$21.46. **FORMOST**, Dept. B, P.O. Box 3144 Huntington Park, Calif. 90255.

AS YOU SCAN THESE COLUMNS, nearly 396,000 regular monthly **POPULAR ELECTRONICS** buyers are doing the same thing. You can increase your business opportunities by featuring your classified advertising in these pages every month. It will be seen and responded to by a mail order responsive readership not found in any other publication. Try an ad in the October issue and get ready for **RESULTS**. Closing date is August 1st; on sale September 20th. An order form is printed in this section. Fill it in . . . enclose your remittance . . . and mail today to: Hal Cymes, Classified Advertising Manager, **POPULAR ELECTRONICS**, One Park Avenue, New York, New York 10016.

COMPLETE LIST OF TUBES USED IN ALL BRANDS OF COLOR T.V. SETS

Type	List Price	Our Price	Type	List Price	Our Price	Type	List Price	Our Price
1AD2	2.85	1.19	6CZ5	4.10	1.77	6J6E	8.50	3.73
1B3	2.75	1.06	6DC6	3.55	1.52	6JH6	2.45	1.05
1G3	2.75	1.06	6DE6	2.40	.98	6JH8	4.10	1.75
1V2	2.20	.86	6DK6	2.25	.96	6JS6	7.30	3.18
1X2	2.90	1.05	6DQ5	2.85	3.40	6JTB	4.00	1.71
2AF4B	3.80	1.50	6DQ6	4.20	1.60	6JUBA	3.35	1.42
2HQ5	3.85	1.65	6DS4	4.60	2.03	6JWB	3.10	1.31
3A2	3.50	1.31	6DT6	6.85	2.84	6KAB	4.25	1.83
3A3	3.20	1.36	6DV4	6.45	2.84	6KDB	2.80	1.20
3AT2	1.95	.80	6DW4B	3.50	1.48	6KE8	5.35	2.30
3B6	3.05	1.31	6DX8	2.90	1.66	6KMB	8.20	3.50
3BN6	3.60	1.20	6DZ4	3.75	1.60	6MB	4.25	1.74
3BY6	2.75	1.15	6EA8	3.00	1.28	6KZ8	3.40	1.33
3C4	3.20	1.40	6E7	3.55	1.00	6L6CC	4.55	1.94
3CS6	2.75	.94	6EM7	4.80	2.07	6LF8	3.50	1.51
3DG4	4.10	.84	6EN5	3.55	1.52	6LM8	4.15	1.79
3DT6	2.35	.88	6EW6	2.35	.99	6LUB	4.75	1.75
3CK5	3.85	1.67	6EZ5	4.05	1.74	6LY8	3.55	1.58
3HQ5	3.85	1.66	6F7	3.55	1.51	6M11	4.55	1.97
3H5	3.40	1.03	6F45	3.55	1.40	6JTB	2.30	1.32
4BN6	3.85	1.46	6FJ7	3.75	1.59	6N7	2.00	1.20
4BQ7A	4.15	1.58	6FM7	3.25	1.38	6T4	5.15	2.00
4C4	2.20	.98	6G7	2.35	.91	6TB	3.35	1.25
4E7	3.55	1.52	6GC5	4.00	1.71	6TD	4.00	1.80
4EJ7	3.55	1.52	6GF7A	4.85	2.08	6UB	3.10	1.25
4H45	4.40	1.98	6GH8A	3.20	1.27	6U10	3.65	1.63
4HA7	3.05	1.31	6GJ7	3.10	1.37	6V6CT	2.40	1.06
5AM8	4.05	1.72	6GK5	3.85	1.64	6W6	2.95	1.32
5AN8	4.45	1.89	6GN6	3.00	1.24	6X8	3.00	1.22
5AQ5	2.40	.89	6GL7	5.50	2.39	6X9	2.90	1.31
5AT8	3.80	1.62	6GM6	2.75	1.19	6Y9	2.90	1.31
5GX7	3.60	1.54	6GQ7	3.75	2.05	7AU7	2.45	1.00
5H5	3.40	1.16	6GVC	3.20	1.36	6CC7	2.35	1.00
5U4	2.10	.75	6CX6	2.60	1.10	6RQ7	2.35	1.00
5V3	3.50	1.50	6CX7	3.60	1.53	9AB	3.40	1.60
5V6	3.40	1.16	6YC	2.60	1.10	9KC6	4.35	1.93
5Y3GT	1.75	.78	6HA5	3.85	1.65	10J7	4.40	1.99
6AC10	3.70	1.64	6HB6	4.45	1.89	11LQ8	5.90	2.59
6AD10	6.90	3.04	6HB7	3.35	1.42	12AT7	2.85	.72
6A4	3.70	1.61	6HE5	2.70	1.15	12AT7	3.35	.83
6AC7	6.20	2.40	6VF5	7.30	3.17	12AV6	1.60	.90
6AH4	3.25	1.38	6HF8	4.00	1.71	12AV7	3.40	.90
6AM6	4.40	1.90	6HE5	4.00	1.71	12AV8	2.40	.90
6ALS	1.75	.73	6HL8	3.05	1.30	12AZ7	2.85	.98
6AL11	4.15	1.76	6HM5	3.85	1.65	12BH7	2.90	.96
6CL6	3.80	1.61	6HS8	4.50	1.85	15CW5	2.65	1.10
6CL8A	3.75	1.59	6H58	3.55	1.51	15HR6	3.45	1.53
6CM6	3.35	1.44	6HZ6	2.75	1.17	15LE8	7.65	3.35
6CF7	4.40	1.88	6J6	2.65	1.00	19AU4	3.55	1.62
6CQ8	3.30	1.28	6T10	5.00	2.10	21L8	6.00	2.63
6CS6	2.45	.94	6UC6	3.75	1.61	31J56	7.30	3.22
6CW4	4.60	2.03	6UD6	3.30	1.41	50C5	2.20	.85
6CS5	3.15	1.44						

50¢ HANDLING CHARGES FOR ALL ORDERS UNDER \$5.00

TERMS: Minimum order \$5.00 exclusive of postage. Refund full price plus postage. No C.O.D. The above list does not reflect our entire stock as we have one of the largest selections of SPECIAL PURPOSE, BROADCAST & TV TUBES in the U.S. Write for quotation.

ABOVE PRICES SUBJECT TO CHANGE WITHOUT NOTICE

Send for Complete Parts Catalog

UNITED RADIO CO.

ESTABLISHED 1920
BOX 1000, 56 FERRY ST.
NEWARK, N.J.

CIRCLE NO. 33 ON READER SERVICE PAGE

STAMPS

WOW! 110 ALL DIFFERENT GERMANY 10¢ Commemoratives, Airmails, High Values, Big catalog, bargain lists plus selections of fine stamps from our approval service, returnable without obligation. Jamestown Stamp, Dept. A86EG, Jamestown, N.Y. 14701.

FREE! BIG BARGAIN CATALOG—NEW EDITION listing thousands of bargains including U.S. & B.N.A. stamps, packets, albums, accessories and supplies. Plus selections of fine stamps from our approval service, returnable without obligation. Jamestown Stamp, Dept. E86EG, Jamestown, N.Y. 14701.

FREE! 110 BRITISH Empire Stamps (worth over \$2.50 at standard catalog prices) when you send only 10¢ for mailing costs! Get this big, valuable collection—from Antarctica, to Zambia! Spectacular issues picturing Conquest of Ice Continent, Papuan Cannibal, Flying Dragon of Wales; plus many others from Tanganyika, Sharjah, Dubai, South Georgia, Christmas Island, etc. A Sensational offer to introduce you to World's Most Rewarding Hobby, 110 genuine, all-different stamps plus Special **FREE Bonus**—a Complete Set of England's 42 Kings and Queens. Also, selections of attractive and unusual stamps from our Stamps-on-Approval Service for Free Examination. You may return selections without buying and can cancel service any time. Plus **FREE** "How to Recognize Rare Stamps" booklet, and **Big Illustrated Collectors' Catalog!** Send 10¢ to: Kenmore, Milford QR-58, New Hamp. 03055.

COINS

50¢ CALIFORNIA Gold Pieces! 1849—1858: 75¢ Each. Seven Different \$4.00: 25 Assorted \$12.00; Plastic Holders: Metropolitan Coin Exchange, 1380-Z Penobscot Bldg., Detroit, Mich. 48226.

EMPLOYMENT INFORMATION

FOREIGN Employment. Construction, other work projects. Good paying overseas jobs with extras, travel expenses. Write only: Foreign Service Bureau, Dept. D, Bradenton Beach, Florida.

FOREIGN Employment: South America, Africa, Europe, Australia, USA. Earnings to \$2,000.00 monthly. Construction, all trades, professions, occupations. Many companies pay fare, housing, benefits, bonuses. Write: Universal, Dept. B-8, Woodbridge, Conn. 06525.

EMPLOYMENT Resumes. Get a better job & earn more! Send only \$2.00 for expert, complete Resume Writing Instructions. J. Ross, 80-34 Kent St., Jamaica 32, N.Y., Dept. PE.

HYPNOTISM

HYPNOTIZE UNNOTICED! PATENTED new hand device makes you a Hypnotist first day or refund! Hypnotist's Handbook included! \$2.00 Hypnosis Foundation, Box 487, La Mesa 9, California.

FREE Hypnotism, Self-Hypnosis, Sleep Learning Catalog! Drawer H400, Ruidoso, New Mexico 88345.

"FEMALE HYPNOTISM" Exposed, explained! "Secret Method"—they never know! \$2, rushed. Guaranteed! Isabella Hall, Silver Springs, Florida.

HYPNOTIZE FEMALES!—Unnoticed! Instantly! Nerves! Send \$2.25. Research Enterprises, 29-SN21 Samoset, Woburn, Mass.

MISCELLANEOUS

WINEMAKERS: Free illustrated catalog of yeasts, equipment. Semplex, Box 7208, Minneapolis, Minn. 55412.

BEERS, PEACH BRANDY, WINES—Strongest Formulas, \$2.00. (complete brew supplies hydrometers catalog 10¢) —Research Enterprises, 29-D Samoset, Woburn, Mass.

BEER, ALE, WINES! Powerful Methods! Secrets! Illustrated Booklet, \$2.00. (supplies catalog 10¢). Interstate Products, Box 1-VF3, Pelham, New Hampshire.

FREE Wine Recipes and Home Brewing Supplies catalog. Country Winemaker, Box 243EG, Lexington, Mass.

RETRACTABLE, Removable Wheels For Boats—Plans, Kits, Complete Units. Brochure 25¢. Trailco, Clayton, Ohio 45315.

STAMMER—Stutter—No More. (Dr. Young.) Write: Gaucho Box 9309-E8, Chicago 90.

ATTENTION CLASSIFIED ADVERTISERS

175,000 Active, Eager Electronics Hobbyists—those who bought and thoroughly enjoyed the SPRING 1966 ELECTRONIC EXPERIMENTER'S HANDBOOK—are now anxiously awaiting the FALL 1966 ELECTRONIC EXPERIMENTER'S HANDBOOK.

If your Classified Advertising appeared in the Spring Edition, you should receive even better responses in the Fall Edition. If your ad is not presently scheduled for this great Handbook, don't miss out—Act At Once!

FALL 1966 ELECTRONIC
EXPERIMENTER'S HANDBOOK—75¢ Word
CLOSING DATE: July 25, 1966

ON SALE DATE: September 29, 1966
Send Order and Payment Today to:

Hal Cymes, Classified Advertising Manager
ELECTRONIC EXPERIMENTER'S HANDBOOK
One Park Avenue
New York, New York 10016

POPULAR ELECTRONICS

AUGUST 1966

ADVERTISERS INDEX

READER SERVICE NO.	ADVERTISER	PAGE NO.
1	Allied Radio	16, 17, 18, 19
	American Institute of Engineering & Technology	110
2	Amphenol Distributor Division	25
3	Antenna Specialists Co., The	33
4	Argos Products Company	104
5	B & K	39
	Capitol Radio Engineering Institute, The	5
41	Cleveland Institute of Electronics	11
	Cleveland Institute of Electronics	34, 35, 36, 37
	Conar	105
	Cush Craft	94
	DeVry Technical Institute	3
6	E.C.I. Electronics Communications Inc.	92
40	E.C.I. Electronics Communications Inc.	93
7	EICO Electronic Instrument Co., Inc.	89
11	Electro-Voice, Inc.	FOURTH COVER
	Esse Radio Company	115
8	Finney Company, The	91
9	Grantham School of Electronics	99
10	Hallcrafters	31
12	Heath Company	21
42	Heath Company	95
13	Hy-Gain Electronics Corporation	40
15	International Crystal Mfg. Co., Inc.	29
14	Johnson Company, E. F.	THIRD COVER
16	Kuhn Electronics	96
17	Lafayette Radio Electronics	99
37	Master Mobile Mounts	108
18	Milwaukee School of Engineering	38
19	Mosley Electronic, Inc.	4
20	Multi-Elmac Company	27
21	Multi-Elmac Company	32
	National Radio Institute	SECOND COVER
	National Technical Schools	7
38	Olson Electronics Incorporated	94
36	Pace Communications Corp.	106
22	Pearce-Simpson, Inc.	8
	Port Arthur College	108
23	Progressive "Edu-Kits" Inc.	30
24	RCA Electronic Components and Devices	13
25	RCA Electronic Components and Devices	9
	RCA Institutes, Inc.	100, 101, 102, 103
26	Sams & Co., Inc., Howard W	23
27	Shure Brothers, Inc.	14
	Simpson Electric Company	12
28	Sonar Radio Corporation	109
29	Squires-Sanders, Inc.	96
39	Squires-Sanders, Inc.	98
30	Telex	28
31	Texas Crystals	12
	Tram	6
32	Turner Microphone Company, The	1
33	United Radio Co.	117
34	University Sound	98
	Valparaiso Technical Institute	110
35	Xcelite, Inc.	10

CLASSIFIED ADVERTISING 112, 113, 114, 115,
116, 117, 118

- *Performance...*
- *Versatility...*
- *Dependability...*
- *Top Value...*

JOHNSON



BUSINESS REPLY MAIL

No Postage Stamp Necessary If Mailed In The United States

E. F. JOHNSON COMPANY
 2548 TENTH AVENUE SOUTHWEST
 WASECA, MINNESOTA 56093

FIRST CLASS
 PERMIT NO. 35
 WASECA, MINN.

THE MOST RELIABLE NAME IN COMMUNICATIONS

PERSONAL MESSENGERS



100 milliwatts
\$109.50 Net



1½ watts
\$129.50 Net

100 milliwatt and 1½ watt hand-held units twice the sensitivity and 40% more range than similar units with conventional circuitry.

MESSENGER 350




\$299.50 Net

Talk right through skip and noise interference with the Messenger 350 single sideband CB transceiver. With selectable sidebands available on each channel, you get 4-channel operation without adjacent channel interference. All solid-state—maximum legal power.



**THE MOST COMPLETE
LINE IN CB RADIO!**



Please rush me complete information on Johnson Citizens
Radio Transceivers and Accessories.

NAME _____

ADDRESS _____

CITY _____ STATE _____ ZIP _____

MESSENGER 100



\$129.50 Net

Now with six channels and provision for P.A. and Tone Alert! The all-transistorized Messenger 100 is one of the best buys on the CB market today. Sensitive, selective receiver. Full 5-watt transmitter.

MESSENGER and MESSENGER TWO



\$99.95 Net (Messenger)

\$149.95 (Messenger Two)

Two of the most popular tube-type transceivers. The five-channel Messenger or ten-channel, plus tuneable receiver, Messenger Two available for 115 volts AC and either 6 or 12 volts DC.

MESSENGER III and 300



\$169.95 (Messenger III) Net **\$189.95 (Messenger 300) Net**
Use it base, mobile or portable. 12 channels with extremely sensitive receiver.

Messenger 300 has a top quality crystal filter to virtually eliminate adjacent channel interference. 12 volts DC—accessory 115 volt AC and portable power supplies available.

***You
get them
all from...***

JOHNSON

TONE ALERT



SELECTIVE CALLING SYSTEM

- Dramatically extends contact range!
- Provides silent "standby" operation!

Tone Alert silences your system until you are called. Avoid distracting noise and calls not intended for you.

POWER PACK and PORTABLE FIELD PACK



Take your transistorized Messenger 100, III, 300 or 350 into the field with the Power Pack or Portable Field Pack. Units operate at full power. Rechargeable nickel-cadmium batteries.

CIRCLE NO. 14 ON READER SERVICE PAGE

ANTENNA METER and CB MATCHBOX

Measure and correct power robbing antenna transmitter mismatch. Simple operation — compact size. Corrects any SUR up to 5:1. Requires only 2 watts for operation. No transmission line loss.



IN-CONVERTER

Solve incorrect voltage or polarity problems with the In-Converter. Any DC power source from 6 volts to 18 can be converted to 12 volts for transistorized CB units. Compact size.



E. F. JOHNSON COMPANY

2548 TENTH AVENUE SOUTHWEST
WASECA, MINNESOTA 56093



For Tough Jobs Choose The Only Microphone With Backbone!



**ELECTRO-VOICE
MODEL 676
DYNAMIC CARDIOID**

E-V The backbone of the Electro-Voice Model 676 is no mere decoration. It's visible proof of the most exciting idea in directional microphones — Continuously Variable-D (CV-D)[™].

Here's how it works. We attach a very special tapered tube to the back of the microphone element. This tube automatically varies in effective acoustic length with frequency. It's a long tube for lows—a short tube for highs. All this with no moving parts! The tube is always optimum length to most effectively cancel sound arriving from the back of the microphone, regardless of frequency.

This ingenious solution* is years ahead of the common fixed-path designs found in most cardioid microphones. The 676 offers significantly smoother response at every point—on or off axis—plus more uniform cancellation to the rear.

It is also less sensitive to wind and shock. There is almost no "proximity effect"... no boosted bass when performers work extra close.

Long life and smooth response are guaranteed by the exclusive E-V Acoustalloy[®] Diaphragm. And the 676

has unusually high output for a microphone so small. Of course you get dual output impedances, high efficiency dust and magnetic filters—all of the hallmarks of Electro-Voice design that have made E-V a leader for years.

But that's not all. The 676 has an exclusive bass control switch built in. Choose flat response (from 40 to 15,000 cps) or tilt off the bass 5 or 10 db at 100 cps to control reverberation, reduce low frequency feedback and room rumble.

Write today for complete specifications, or visit your E-V sound specialist's to see this remarkable new microphone. And when difficult sound problems must be faced squarely, stand up and fight back with the microphone with a backbone (and CV-D)—the new Electro-Voice 676 dynamic cardioid!

Model 676 Satin Chrome or TV Grey, \$100.00 list; in Gold, \$110.00 list. Shown on Model 420 Desk Stand, \$20.00 list. (Less normal trade discounts.)

ELECTRO-VOICE, INC., Dept. 862P
630 Cecil St., Buchanan, Michigan 49107

*Pat. No. 3,115,207

CIRCLE NO. 11 ON READER SERVICE PAGE

Electro-Voice[®]
SETTING NEW STANDARDS IN SOUND