

CB Dilemma--A Solution

POPULAR ELECTRONICS

NOVEMBER
1964

35
CENTS



NOW
10 WAYS
to train at home
with the leader

MAIL POSTAGE-FREE CARD NOW

FIRST CLASS
PERMIT
NO. 20-R
Washington, D.C.



BUSINESS REPLY MAIL

NO POSTAGE STAMP NECESSARY IF MAILED IN THE UNITED STATES

POSTAGE WILL BE PAID BY

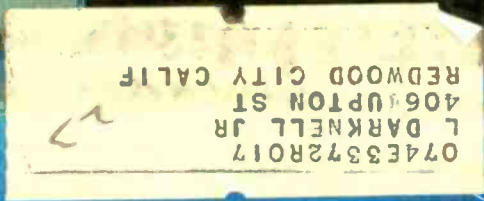

NATIONAL RADIO INSTITUTE

3939 Wisconsin Avenue
Washington, D.C. 20016

074E3372R017
L DARKNELL JR
406 UPTON ST
REDWOOD CITY CALIF



New Labyrinth Hi-Fi Enclosure
Audiotimer Uses Sonalert
Broadcast Band DX—Getting Started
Low-Intensity Stroboscope
Electronic Candles for Christmas
Medical Electronics—Where We Stand
Whoop Up Your TV Reception
with this \$8 project



CB Dilemma--A Solution

POPULAR NOVEMBER ELECTRONICS 1964

35
CENTS



nri

NOW
10 WAYS
to train at home
with the leader

MAIL POSTAGE-FREE CARD NOW

FIRST CLASS
PERMIT
NO. 20-R
Washington, D.C.

BUSINESS REPLY MAIL

NO POSTAGE STAMP NECESSARY IF MAILED IN THE UNITED STATES

POSTAGE WILL BE PAID BY

NATIONAL RADIO INSTITUTE

3939 Wisconsin Avenue
Washington, D.C. 20016


074E3372R017
L DARKNELL JR
406 UPTON ST
REDWOOD CITY CALIF



New Labyrinth Hi-Fi Enclosure
Audiotimer Uses Sonalert
Broadcast Band DX—Getting Started
Low-Intensity Stroboscope
Electronic Candles for Christmas
Medical Electronics—Where We Stand

Whoop Up Your TV Reception
with this \$8 project





BUILD COMPUTER CIRCUITS
NRI's Industrial Electronics Course includes 10 training kits. One of many units you build is this analog computer. Use it to solve problems.



BUILD ACTUAL TRANSMITTER
NRI's Communications Course includes 7 training kits. One of many units you build is this actual phone/code transmitter. Can be put on air.



BUILD YOUR OWN CUSTOM TV
NRI's Servicing Course includes 11 training kits. One of many units you build is this TV set. Complete, including picture tube and cabinet.

Join the Thousands Who Gained Success Through NRI

CUSTOM-DESIGNED TRAINING KITS MAKE LEARNING EXCITING, FAST

The success stories of thousands of NRI graduates are proof that Automation, Industrial Electronics, Communications, Television and Radio mean higher income and brighter futures and success for the ambitious man. Training men to succeed in the many fields of Electronics has been NRI's business for half a century. NRI pioneered the "learn by doing" method of home instruction, with carefully developed training equipment furnished at no extra cost. It's the time-proved way to get actual experience as you train. With NRI training you can move up to a better position with your present employer or move on to greater success somewhere else. No matter how much or how little education you have, one of NRI's 10 home-study plans can help you.



PICK YOUR FIELD FROM NRI'S SPECIALIZED INSTRUCTION PLANS

- 1 TELEVISION-RADIO SERVICING**
Complete training from basic fundamentals of electricity to home entertainment equipment. You learn to fix radios, hi-fi and stereo sets, black-and-white and color TV, etc. A profitable field full or part time.
- 2 INDUSTRIAL-MILITARY ELECTRONICS**
From basic principles to computers. A comprehensive training plan that teaches you the fundamentals, then takes you into such modern-day miracles as servos, telemetry, multiplexing, pulse circuitry, data processing, other important subjects.
- 3 COMPLETE COMMUNICATIONS***
Designed to teach and provide you with actual practice in operation, service and maintenance of AM, FM and TV broadcasting stations. Also covers marine, aviation, mobile radio, facsimile, microwave, radar.
- 4 FCC LICENSE***
Specifically designed short course to prepare you for your First Class FCC Radiotelephone License examinations. You begin with a thorough background in fundamental Electronic principles, advance to required subjects covering equipment and procedures.
- 5 MATH FOR ELECTRONICS**
A brief course for engineers and technicians who need a quick review of the essential mathematics used in industry, communications, in government jobs. Basic arithmetic review, shortcut formulas, modern digital number system, much, much more.
- 6 BASIC ELECTRONICS**
A concise course to teach modern Electronics terminology and components. A wealth of practical, useful information to help you better understand the field, to give you some technical knowledge. For anyone who wants basic understanding of Radio-TV Electronics.
- 7 ELECTRONICS FOR AUTOMATION**
This course is not for beginners. Offered for men with some fundamental knowledge of Electronics who want better understanding of Automation in present day use. Covers process control, ultrasonics, telemetering, and remote control, electromechanical measurements, other subjects.
- 8 AVIATION COMMUNICATIONS***
This course prepares you to install, maintain, service aircraft communications equipment. Covers direction finders, ranges, markers, Loran, Shoran, Radar, landing systems. Earn your First Class FCC License with Radar Endorsement.
- 9 MARINE COMMUNICATIONS***
Covers transmitters, direction finders, depth indicators, radar, sonar, other equipment used on commercial ships and thousands of pleasure boats. Prepares you for a First Class FCC License with Radar Endorsement.
- 10 MOBILE COMMUNICATIONS***
Learn to install and maintain mobile equipment and associated base stations. Covers transmitters and receivers used by police and fire departments, public utilities, construction projects, taxis, etc. Prepares you for a First Class FCC License.

*NOTE: You must pass your FCC License exam (any Communications course) or NRI refunds in full the tuition you have paid.

CHECK AND MAIL THIS POSTAGE-FREE CARD



National Radio Institute, Electronics Div.
Washington, D.C. 20016

1-114

Please send me your catalog. I have checked the field(s) of most interest to me. (No salesman will call.)

- | | |
|--|---|
| <input type="checkbox"/> TV-Radio Servicing | <input type="checkbox"/> Basic Electronics |
| <input type="checkbox"/> Industrial Electronics | <input type="checkbox"/> Electronics for Automation |
| <input type="checkbox"/> Complete Communications | <input type="checkbox"/> Aviation Communications |
| <input type="checkbox"/> FCC License | <input type="checkbox"/> Marine Communications |
| <input type="checkbox"/> Math for Electronics | <input type="checkbox"/> Mobile Communications |

Name _____ Age _____

Address _____

City _____ State _____ Zip Code _____

Make \$3 to \$5 An Hour in Spare Time

You don't have to wait until you get an NRI diploma to start earning. As many others have done, you can be making \$3 to \$5 an hour in your spare-time as you train, fixing radios and TV sets for friends and neighbors. You learn how to install, maintain and service stereo hi-fi, radios, TV sets (including color), even how to charge for service and how to set up your own spare-time or full-time business. Many students pay for their NRI training out of spare-time earnings long before they graduate.

Skilled Technicians Are In Demand

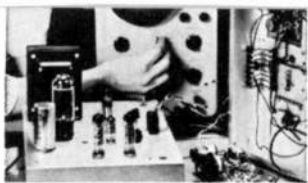
There has never been a time when ambitious men with specialized Electronics knowledge were as much in demand as they are today. From television service shops to launching pads, there's a profitable place for *you* as a skilled technician to help service, operate, install and supervise Electronically-controlled equipment. The NRI diploma is respected and recognized in business and industry. It can be *your* key to success in America's "glamor" industry.

Achivement Kit Gets You Started Fast

As soon as you enroll with NRI we deliver to your door everything you need to make a fast start in the Electronics training of your choice. This new Achievement Kit is an unparalleled example of the value of NRI home-study training. No other school has anything like it. Find out about the NRI Achievement Kit, about NRI training equipment, about NRI courses, about opportunities for success in Electronics. Send for the NRI catalog. There's no obligation. No salesman will call. NATIONAL RADIO INSTITUTE, Electronics Division, Washington, D. C. 20016.

MAIL POSTAGE-FREE CARD NOW


ACCREDITED MEMBER NATIONAL HOME STUDY COUNCIL



BUILD COMPUTER CIRCUITS
NRI's Industrial Electronics Course includes 10 training kits. One of many units you build is this analog computer. Use it to solve problems.



BUILD ACTUAL TRANSMITTER
NRI's Communications Course includes 7 training kits. One of many units you build is this actual phone/code transmitter. Can be put on air.



BUILD YOUR OWN CUSTOM TV
NRI's Servicing Course includes 11 training kits. One of many units you build is this TV set. Complete, including picture tube and cabinet.

Join the Thousands Who Gained Success Through NRI

CUSTOM-DESIGNED TRAINING KITS MAKE LEARNING EXCITING, FAST

The success stories of thousands of NRI graduates are proof that Automation, Industrial Electronics, Communications, Television and Radio mean higher income and brighter futures and success for the ambitious man. Training men to succeed in the many fields of Electronics has been NRI's business for half a century. NRI pioneered the "learn by doing" method of home instruction, with carefully developed training equipment furnished at no extra cost. It's the time-proved way to get actual experience as you train. With NRI training you can move up to a better position with your present employer or move on to greater success somewhere else. No matter how much or how little education you have, one of NRI's 10 home-study plans can help you.



PICK YOUR FIELD FROM NRI'S SPECIALIZED INSTRUCTION PLANS

- 1 TELEVISION-RADIO SERVICING**
Complete training from basic fundamentals of electricity to home entertainment equipment. You learn to fix radios, hi-fi and stereo sets, black-and-white and color TV, etc. A profitable field full or part time.
- 2 INDUSTRIAL-MILITARY ELECTRONICS**
From basic principles to computers. A comprehensive training plan that teaches you the fundamentals, then takes you into such modern-day miracles as servos, telemetry, multiplexing, pulse circuitry, data processing, other important subjects.
- 3 COMPLETE COMMUNICATIONS***
Designed to teach and provide you with actual practice in operation, service and maintenance of AM, FM and TV broadcasting stations. Also covers marine, aviation, mobile radio, facsimile, microwave, radar.
- 4 FCC LICENSE***
Specifically designed short course to prepare you for your First Class FCC Radiotelephone License examinations. You begin with a thorough background in fundamental Electronic principles, advance to required subjects covering equipment and procedures.
- 5 MATH FOR ELECTRONICS**
A brief course for engineers and technicians who need a quick review of the essential mathematics used in industry, communications, in government jobs. Basic arithmetic review, shortcut formulas, modern digital number system, much, much more.
- 6 BASIC ELECTRONICS**
A concise course to teach modern Electronics terminology and components. A wealth of practical, useful information to help you better understand the field, to give you some technical knowledge. For anyone who wants basic understanding of Radio-TV Electronics.
- 7 ELECTRONICS FOR AUTOMATION**
This course is not for beginners. Offered for men with some fundamental knowledge of Electronics who want better understanding of Automation in present day use. Covers process control, ultrasonics, telemetering, and remote control, electromechanical measurements, other subjects.
- 8 AVIATION COMMUNICATIONS***
This course prepares you to install, maintain, service aircraft communications equipment. Covers direction finders, ranges, markers, Loran, Shoran, Radar, landing systems. Earn your First Class FCC License with Radar Endorsement.
- 9 MARINE COMMUNICATIONS***
Covers transmitters, direction finders, depth indicators, radar, sonar, other equipment used on commercial ships and thousands of pleasure boats. Prepares you for a First Class FCC License with Radar Endorsement.
- 10 MOBILE COMMUNICATIONS***
Learn to install and maintain mobile equipment and associated base stations. Covers transmitters and receivers used by police and fire departments, public utilities, construction projects, taxis, etc. Prepares you for a First Class FCC License.

*NOTE: You must pass your FCC License exam (any Communications course) or NRI refunds in full the tuition you have paid.

CHECK AND MAIL THIS POSTAGE-FREE CARD



National Radio Institute, Electronics Div.
Washington, D.C. 20016

1-114

Please send me your catalog. I have checked the field(s) of most interest to me. (No salesman will call.)

- | | |
|--|---|
| <input type="checkbox"/> TV-Radio Servicing | <input type="checkbox"/> Basic Electronics |
| <input type="checkbox"/> Industrial Electronics | <input type="checkbox"/> Electronics for Automation |
| <input type="checkbox"/> Complete Communications | <input type="checkbox"/> Aviation Communications |
| <input type="checkbox"/> FCC License | <input type="checkbox"/> Marine Communications |
| <input type="checkbox"/> Math for Electronics | <input type="checkbox"/> Mobile Communications |

Name _____ Age _____

Address _____

City _____ State _____ Zip Code _____

ACCREDITED MEMBER NATIONAL HOME STUDY COUNCIL

Make \$3 to \$5 An Hour In Spare Time

You don't have to wait until you get an NRI diploma to start earning. As many others have done, you can be making \$3 to \$5 an hour in your spare-time as you train, fixing radios and TV sets for friends and neighbors. You learn how to install, maintain and service stereo hi-fi, radios, TV sets (including color), even how to charge for service and how to set up your own spare-time or full-time business. Many students pay for their NRI training out of spare-time earnings long before they graduate.

Skilled Technicians Are In Demand

There has never been a time when ambitious men with specialized Electronics knowledge were as much in demand as they are today. From television service shops to launching pads, there's a profitable place for *you* as a skilled technician to help service, operate, install and supervise Electronically-controlled equipment. The NRI diploma is respected and recognized in business and industry. It can be *your* key to success in America's "glamor" industry.

Achievement Kit Gets You Started Fast

As soon as you enroll with NRI we deliver to your door everything you need to make a fast start in the Electronics training of your choice. This new Achievement Kit is an unparalleled example of the value of NRI home-study training. No other school has anything like it. Find out about the NRI Achievement Kit, about NRI training equipment, about NRI courses, about opportunities for success in Electronics. Send for the NRI catalog. There's no obligation. No salesman will call. NATIONAL RADIO INSTITUTE, Electronics Division, Washington, D. C. 20016.

MAIL POSTAGE-FREE CARD NOW

*The Oldest and Largest
School of its Kind
in America*



**WHERE YOU TRAIN IS AS IMPORTANT
AS YOUR DECISION TO TRAIN**

At NRI you are backed by 50 Years of leadership in home-study training for Electronics • Automation • TV • Radio



**J. E. Smith,
Founder—1914.**

Fifty years ago, a school teacher named James E. Smith started giving extra instruction to four of his students in the "mysterious" new field of radio. From that small beginning, National Radio Institute has grown to be America's largest home-study school in the many fields of Electronics. Nearly three-quarters of a million students have enrolled over the years. This vast experience is behind NRI's

meaningful, interesting, easy-to-understand methods of training; methods that make Electronics a practical subject for almost anyone to learn no matter how much or how little formal education he has.

But experience is only the *base* upon which NRI is built. Today there is a staff of more than 150 dedicated people working with you as a "class" of one, keeping training material up-to-the-minute, providing consultation services as you train, advising you about new developments in Electronics, even helping you with job placement when you're ready. Ask men whose judgment you respect about NRI training. And send for the catalog we offer. Read about opportunities in Electronics, about new developments, about NRI itself and the variety of training plans open to you at reasonable cost. Mail the postage-free card today.

JOIN MEN LIKE THESE— TRAIN FOR SUCCESS WITH NRI

"I went into my own business six months after finishing the NRI Radio-TV Servicing Course. It makes my family of six a good living. We repair any TV or Radio. I would not take anything for my training with NRI. It is the finest."

DON HOUSE, Lubbock, Texas



"Many thanks to NRI for the Electronics training I received. I hold a first class FCC License and am employed as a studio and master control engineer/technician with KXJB-TV."

RONALD L. WOOD, Fargo, N.D.

"I am a Senior Engineering Aide at Litton Systems, in charge of checkout of magnetic recording devices for our computers. Without the help of NRI I would probably still be working in a factory at a lower standard of living."

DAVID F. CONRAD, Reseda, Calif.



"NRI training enabled me to land a very good job as Electronic Technician with the Post Office Dept. I also have a very profitable spare-time business fixing Radios and TV."

**NORMAN RALSTON,
Cincinnati, Ohio**

*The Oldest and Largest
School of its Kind
in America*



**WHERE YOU TRAIN IS AS IMPORTANT
AS YOUR DECISION TO TRAIN**

At NRI you are backed by 50 Years of leadership in home-study training for Electronics • Automation • TV • Radio



**J. E. Smith,
Founder—1914.**

Fifty years ago, a school teacher named James E. Smith started giving extra instruction to four of his students in the "mysterious" new field of radio. From that small beginning, National Radio Institute has grown to be America's largest home-study school in the many fields of Electronics. Nearly three-quarters of a million students have enrolled over the years. This vast experience is behind NRI's

meaningful, interesting, easy-to-understand methods of training; methods that make Electronics a practical subject for almost anyone to learn no matter how much or how little formal education he has.

But experience is only the *base* upon which NRI is built. Today there is a staff of more than 150 dedicated people working with you as a "class" of one, keeping training material up-to-the-minute, providing consultation services as you train, advising you about new developments in Electronics, even helping you with job placement when you're ready. Ask men whose judgment you respect about NRI training. And send for the catalog we offer. Read about opportunities in Electronics, about new developments, about NRI itself and the variety of training plans open to you at reasonable cost. Mail the postage-free card today.

JOIN MEN LIKE THESE— TRAIN FOR SUCCESS WITH NRI

"I went into my own business six months after finishing the NRI Radio-TV Servicing Course. It makes my family of six a good living. We repair any TV or Radio. I would not take anything for my training with NRI. It is the finest."

DON HOUSE, Lubbock, Texas



"Many thanks to NRI for the Electronics training I received. I hold a first class FCC License and am employed as a studio and master control engineer/technician with KXJB-TV."

RONALD L. WOOD, Fargo, N.D.

"I am a Senior Engineering Aide at Litton Systems, in charge of checkout of magnetic recording devices for our computers. Without the help of NRI I would probably still be working in a factory at a lower standard of living."

DAVID F. CONRAD, Reseda, Calif.



"NRI training enabled me to land a very good job as Electronic Technician with the Post Office Dept. I also have a very profitable spare-time business fixing Radios and TV."

**NORMAN RALSTON,
Cincinnati, Ohio**

POPULAR ELECTRONICS



POPULAR ELECTRONICS is indexed
in the Readers' Guide
to Periodical Literature

This month's cover photo by Bruce Pendleton

VOLUME 21

NOVEMBER, 1964

NUMBER 5

Special Construction Feature

- An Easily Built FM-TV Booster.....*Louis E. Garner, Jr.* 41
Using simple printed-circuit board construction, this single-transistor unit brings weak TV, FM, and FM stereo stations up out of the mud

Construction Projects

- Electronic Candles Dance and Glow.....*Jeff H. Taylor* 49
The Audiotimer.....*Louis E. Garner, Jr.* 57
Low-Power Stroboscope.....*Stephen Auyer* 61
For Better Sound, Build the Bi-Coupler.....*David B. Weems* 64
Stable Load Light for CB.....*Ken James* 82
Improving Audio Quality.....*Ronald L. Ives* 82
CB R.F. Monitor/FS Meter.....*Bob Apperson, 7W1866* 92

Amateur, CB, and SWL

- Skip, Hop, and Jump.....*Stanley Leinwoll* 73
The CB Dilemma—A Solution (Editorial).....*Oliver P. Ferrell, 2Q3869* 78
On the Citizens Band.....*Matt P. Spinello, KHC2060* 80
Across the Ham Bands: Phony Phonetics.....*Herb S. Brier, W9EGQ* 83
Equipment Report: Lafayette HB-400..... 85
Short-Wave Report: Tuning in the "Beast of the Airways".....*Hank Bennett, W2PNA* 89
English-Language Newscasts to North America..... 90
DX Country Awards Presented..... 126

Electronic Features and New Developments

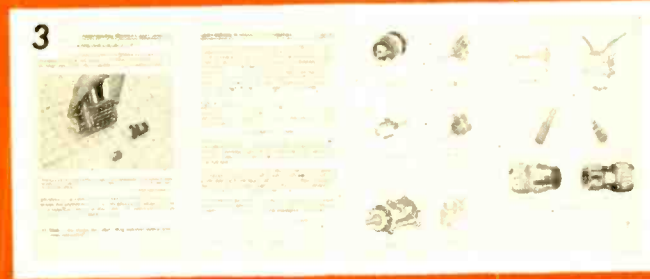

- Sick? Let a Computer Do the Diagnosis.....*Scott Gibson* 45
Handling Resistance Ignition Wire.....*Charles Erwin Cohn* 52
Broadcast Band DX—Getting Started.....*Thomas R. Haskett* 53
Prolong Projector Lamp Life.....*Elmer C. Carlson* 60
NEWS..... 72
The Electronic Bloodhound (a Carl and Jerry Adventure).....*John T. Frye, W9EGV* 76
Transistor Topics.....*Lou Garner* 86
TV Magnifier Uses New Principles.....*Hans F. Kutschbach* 92

Departments


- Letters from Our Readers..... 6
Operation Assist..... 14
Reader Service Page..... 15
New Products..... 23
Breakthroughs..... 26
POP'tronics Bookshelf..... 30
Tips and Techniques..... 94

Copyright © 1964 by ZIFF-DAVIS PUBLISHING COMPANY. All rights reserved.

- 5 in. Oscilloscope 1
- Transistorized Meter 2
- Modern Lessons 3



AT SEA
ON LAND
In the Air!



TRAINING FILM

You also get the loan of a motion picture projector and 16 reels of film to help you learn quickly, remember more.

Job Opportunities continue to increase for the Electronics Technician

Electronics is a multi-billion dollar industry, growing rapidly, calling for well-trained technicians, offering many good-paying opportunities. DeVry prepares you at home — or in its well-equipped training centers — for Radio, Television, Communications, Missiles, Computers, Radar, Control Systems, etc.

DeVry sends the type of materials you need for learning electronics at home. You build and keep (1) a modern 5-inch oscilloscope and (2) a portable transistorized meter. Use these on the job or to make money as you learn. You work 300 construction and test procedures with our exclusive "Electro-Lab". Modern lessons (No. 3 above) with their handy foldout diagrams help to speed your progress.

Let us put our more than 30 years of "know-how" behind you today to help you prepare for a lot of brighter, more prosperous tomorrows. Send coupon for 2 FREE booklets today.

Accredited Member of National Home Study Council

FREE!
Send For 2
Booklets Today!

EMPLOYMENT SERVICE

All DeVry graduates can receive the help of our highly effective employment service without additional cost.

DeVry Technical Institute

Chicago • Toronto
4141 Belmont Avenue
Chicago, Illinois 60641



DeVRY TECHNICAL INSTITUTE
4141 Belmont Ave., Chicago, Ill. 60641 Dept. PE-11-U




Please give me your two free booklets, "Pocket Guide to Real Earnings," and "Electronics in Space Travel"; also include details on how to prepare for a career in Electronics. I am interested in the following opportunity fields (check one or more):

<input type="checkbox"/> Space & Missile Electronics	<input type="checkbox"/> Communications Computers
<input type="checkbox"/> Television and Radio	<input type="checkbox"/> Broadcasting
<input type="checkbox"/> Microwaves	<input type="checkbox"/> Industrial Electronics
<input type="checkbox"/> Radar	<input type="checkbox"/> Electronic Control
<input type="checkbox"/> Automation Electronics	

Name _____ Age _____
Address _____ Apt. _____
City _____ Zone _____ State _____

Check here if you are under 16 years of age
Canadian residents: Write DeVry Tech of Canada, Ltd.
970 Lawrence Avenue West, Toronto 19, Ontario
2093

- 5 in. Oscilloscope 1
- Transistorized Meter 2
- Modern Lessons 3



AT SEA
ON LAND
In the Air!



TRAINING FILM

You also get the loan of a motion picture projector and 16 reels of film to help you learn quickly, remember more.

Job Opportunities continue to increase for the Electronics Technician

Electronics is a multi-billion dollar industry, growing rapidly, calling for well-trained technicians, offering many good-paying opportunities. DeVry prepares you at home — or in its well-equipped training centers — for Radio, Television, Communications, Missiles, Computers, Radar, Control Systems, etc.

DeVry sends the type of materials you need for learning electronics at home. You build and keep (1) a modern 5-inch oscilloscope and (2) a portable transistorized meter. Use these on the job or to make money as you learn. You work 300 construction and test procedures with our exclusive "Electro-Lab". Modern lessons (No. 3 above) with their handy foldout diagrams help to speed your progress.

Let us put our more than 30 years of "know-how" behind you today to help you prepare for a lot of brighter, more prosperous tomorrows. Send coupon for 2 FREE booklets today.

Accredited Member of National Home Study Council

FREE!
Send For 2
Booklets Today!

EMPLOYMENT SERVICE

All DeVry graduates can receive the help of our highly effective employment service without additional cost.

DeVry Technical Institute

Chicago • Toronto
4141 Belmont Avenue
Chicago, Illinois 60641



DeVRY TECHNICAL INSTITUTE
4141 Belmont Ave., Chicago, Ill. 60641 Dept. PE-11-U

Please give me your two free booklets, "Pocket Guide to Real Earnings," and "Electronics In Space Travel"; also include details on how to prepare for a career in Electronics. I am interested in the following opportunity fields (check one or more):

<input type="checkbox"/> Space & Missile Electronics	<input type="checkbox"/> Communications Computers
<input type="checkbox"/> Television and Radio	<input type="checkbox"/> Broadcasting
<input type="checkbox"/> Microwaves	<input type="checkbox"/> Industrial Electronics
<input type="checkbox"/> Radar	<input type="checkbox"/> Electronic Control
<input type="checkbox"/> Automation Electronics	

Name _____ Age _____
PLEASE PRINT
Address _____ Apt. _____
City _____ Zone _____ State _____

Check here if you are under 16 years of age
Canadian residents: Write DeVry Tech of Canada, Ltd.
970 Lawrence Avenue West, Toronto 19, Ontario
2093

Don't take less,
demand a

WONDERSHAFT CLASSIFIED PROF.  **ANTENNA**
COLUMBIA PRODUCTS CO.

The **WONDERSHAFT** trademark denotes quality in material, Columbia Products exclusive filament oriented fiberglass construction process. All **WONDERSHAFT** base station antennas utilize this construction while other antennas use aluminum tubing.

Before you buy, check the differences:

✓ Physical strength — Aluminum tubing with 40,000 — 60,000 p.s.i. and C/P filament oriented fiberglass with 195,000 — 210,000 p.s.i.

✓ Corrosion resistance — Aluminum tubing is attacked by salt water corrosion and common industrial atmospheres (—take a look at some of your local TV antennas). C/P fiberglass is unaffected.

✓ Fatigue strength — Aluminum has a low fatigue strength compared to C/P fiberglass. Aluminum is easily bent out of shape; C/P fiberglass flexes and bends repeatedly, will not take a set.

The difference in price for C/P **WONDERSHAFT** quality is so slight... Is anything less really worth it? Don't take less, demand a **WONDERSHAFT**.

If your dealer is unable to supply you, contact



COLUMBIA PRODUCTS COMPANY
ROUTE 3, COLUMBIA, SOUTH CAROLINA
SUBSIDIARY OF SHAKESPEARE COMPANY

CIRCLE NO. 6 ON READER SERVICE PAGE

SUBSCRIPTION SERVICE: All subscription correspondence should be addressed to POPULAR ELECTRONICS, Circulation Department, 434 South Wabash Avenue, Chicago, Illinois 60605. Please allow at least six weeks for change of address. Include your old address as well as new—enclosing if possible an address label from a recent issue. **EDITORIAL CONTRIBUTIONS** must be accompanied by return postage and will be handled with reasonable care; however, publisher assumes no responsibility for return or safety of art work, photographs or manuscripts.

POPULAR ELECTRONICS

World's Largest-Selling Electronics Magazine

PHILLIP T. HEFFERNAN Publisher
OLIVER P. FERRELL Editor
W. STEVE BACON, W2CJR Managing Editor
ROBERT CORNELL, WA2HDQ Technical Editor
JAMES A. ROTH Art Editor
MARGARET MAGNA Associate Editor
ANDRE DUZANT Technical Illustrator
NINA CHIRKO Editorial Assistant
PATTI MORGAN Editorial Assistant

H. S. BRIER, W9EGQ Amateur Radio Editor
M. P. SPINELLO, KHC2060 CB Editor
L. E. GARNER, JR. Semiconductor Editor
H. BENNETT, W2PNA Short-Wave Editor
STANLEY LEINWOLL Radio Propagation Editor

LAWRENCE SPORN Advertising Sales Manager
WILLIAM G. McROY Advertising Manager
ARDYS C. MORAN Advertising Service Manager

ZIFF-DAVIS PUBLISHING COMPANY

Editorial and Executive Offices (212 ORegon 9-7200)
One Park Avenue, New York, New York 10016

William B. Ziff, Chairman of the Board (1946-1953)

William Ziff, President

W. Bradford Briggs, Executive Vice President

Hershel B. Sarbin, Vice President and General Manager

Philip Sine, Treasurer

Walter S. Mills, Jr., Circulation Director

Stanley R. Greenfield, Vice President

Phillip T. Heffernan, Vice President

Midwestern and Circulation Office (312 WAbash 2-4911)

434 South Wabash Avenue, Chicago, Illinois 60605

Midwestern Advertising Manager, JAMES WEAKLEY

Western Office (213 CRestview 4-0265)

9025 Wilshire Boulevard, Beverly Hills, California 90211

Western Advertising Manager, BUD DEAN

Foreign Advertising Representative

D. A. Goodall Ltd., London, England




Member
Audit Bureau of
Circulations



POPULAR ELECTRONICS is published monthly by Ziff-Davis Publishing Company at 434 South Wabash Avenue, Chicago, Illinois 60605. November, 1964, Volume 21, Number 5. (Ziff-Davis also publishes Popular Photography, Electronics World, HiFi Stereo Review, Popular Boat- ing, Car and Driver, Flying, Modern Bride, Amazing, and Fantastic.) Subscription Rates: One year United States and possessions, \$4.00; Canada and Pan American Union Countries, \$4.50; all other foreign countries, \$5.00. Second Class postage paid at Chicago, Illinois, and at additional mailing offices. Authorized as second class mail by the Post Office Department, Ottawa, Canada, and for payment of postage in cash.

PAYMENT MAY ALSO BE REMITTED in the following foreign currencies for a one-year subscription: Australian pounds (2/6/10); Belgian francs (260); Danish kroner (36); English pounds (1/17/6); French francs (26); Dutch guilders (19); Indian rupees (26); Italian lire (3300); Japanese yen (1750); Norwegian kroner (38); Philippine pesos (21); South African rands (3.80); Swedish kronor (28); Swiss francs (23); or West German marks (21).




**“Learn advanced electronics
at home?
Impossible!”**

A CREI Program helped Edward W. Yeagle advance to project engineer at Barnes Engineering Co., Stamford, Conn.

...that's what I thought until I found out about CREI”


“Sure, I knew that home study programs were fine for a man who wanted to learn basic electronics. But, I needed to study advanced electronics to put myself in line for a better job. Thought I couldn't do it without quitting my job and going back to school. But then my supervisor told me about CREI. I've had two salary increases since I enrolled—and my company recognizes the value of this education.”

This man is one of the thousands of men in every phase of electronics who are moving ahead with the help of CREI Home Study Programs. If you are employed in electronics, CREI can help you, too. For complete information, send for FREE book. Use coupon or write: CREI, Dept. 1211B, 3224 Sixteenth St., N.W., Washington 10, D. C.



CREI

Founded 1927
Accredited Member of the
National Home Study Council



The Capital Radio Engineering Institute
Dept. 1211B, 3224 16th St., N.W., Washington 10, D. C.
Please send me FREE Book describing career opportunities and CREI Programs in advanced electronics. I am employed in electronics and have a high school education.

Name _____ Age _____

Address _____

City _____ Zone _____ State _____

Employed by _____

Type of Present Work _____

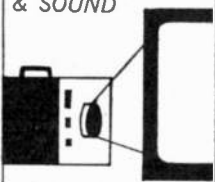
53

NATURE LOVERS ...



Record nature sounds. Set on auto operation. Sound starts and stops it automatically.

SLIDES & SOUND



Built-in automatic synchronizer advances slides; coordinates them with commentary or music.

SECRET RECORDINGS ...



For investigations, interrogations, gathering of evidence. Works unattended. Voice starts and stops it.

DICTION ...



Use voice operation or remote-control microphone. Dictate anywhere — office, home or on the road.



Automatic Voice-Operated Portable Tape Recorder! CONCORD 330

You'll find all sorts of "hands-free" uses for Concord's amazing portable 330 — applications not possible with an ordinary recorder. You don't even have to be there. Sound starts it; sound stops it. Just set it and forget it! □ The 330 is packed with features: automatic slide projector advance; automatic Synchronol for home movies; automatic self-threading too! Up to 6 hours playing time on 5" reels; 2 speeds; VU meter/battery life indicator and an optional AC adaptor. □ See your Concord dealer right away for a demonstration. Under \$200.00.* Other Models to \$450.00.

For Connoisseurs of Sound


CONCORD  ELECTRONICS CORPORATION

809 N. Cahuenga Blvd., Dept. 25, Los Angeles 38, Calif.

**price slightly higher in Canada*

CIRCLE NO. 43 ON READER SERVICE PAGE

Letters from our Readers



Address correspondence for this department to:
Letters Editor, POPULAR ELECTRONICS
One Park Avenue, New York, N. Y. 10016

Lamp Costs \$\$\$, He Claims

■ The "Hi-Lighter" (September, 1964) is a neat lamp, and highly effective for close work. I would, however, question your cost estimate. I incurred the following expenses: socket—\$1; gooseneck—\$1.36; transformer—\$5.46; switch—\$2 cents; lamp bulb—26 cents; Minibox—\$1.20. The total was \$9.80, a far cry from the \$5 mentioned in the text.

FRED McCARTY
Elmhurst, N.Y.

While we must admit to having the advantage of knowing "what to get where," Fred, we believe you could have cut your outlay considerably with a little judicious shopping. Even if there are no radio stores in your neighborhood, mail order houses carry suitable items for this project. One example would be a 6.3-volt, 5-ampere filament transformer, No. 13A427, available from Burstein-Applebee at \$2.39; and there are others.

Electronics for Halloween

■ The "Spookin' Light" (September, 1964) set me to thinking about a Halloween gadget that might be built. Kids like to blow out jack-o'-lantern candles. My idea is to put a small tape repeater, amplifier, and speaker into a large pumpkin along with a photocell and relay rigged to start the tape if the flame is blown



out. When a little brigand set off the "pumpkin head," he would be greeted with one of the loudest, longest, most blood-curdling yells this side of death!

DAVID STROOP
Xenia, Ohio

It should be possible to work something like this up, Dave, using a small tape repeater similar to the one incorporated in the "Family Message Center" (August, 1964) and an inexpensive prefabricated transistor amplifier available from various mail order houses. You'd probably save on hand-outs, but if your young brigand happened to read P.E., you might also lose a pumpkin!

Drop OTCB, He Suggests

■ The recent revision of Part 95 of the FCC Rules and Regulations should limit the useless gab and CB "hams" on 11 meters. In keeping with this FCC pol-

New CB-10 solid state transceiver



Ideal for business and personal communications

ACTUAL PERFORMANCE:

The CB-10 is a completely transistorized, extremely compact transmitter/receiver offering five-channel operation and the highest performance levels yet achieved in solid state CB transceiver design.

Its three stage transmitter is rated for full authorized power with maximum modulation capability. The dual-conversion receiver provides excellent adjacent-channel and image rejection • A series-type noise limiter drastically cuts auto and local interference • A special jack permits use of an external paging or P.A. speaker • Receiver sensitivity is less than 1 μ v S/N ratio • Power requirement is just 1.0 amps on transmit (max. modulation) and 0.2 amps on receive.

ACTUAL SIZE:

2 $\frac{5}{8}$ inches high, 6 inches wide, 9 $\frac{1}{2}$ inches deep.

ACTUAL PRICE: **\$149⁹⁵**



"Quality through Craftsmanship"

hallicrafters

5th & Kostner Aves. • Chicago, Ill. 60624

Buying a hi-fi kit?

The first thing you need is free.



Mail coupon for your free copy of
"The Kit Builder's Manual" by Fisher.

FREE! \$1.00 VALUE! "The Kit Builder's Manual" is a comprehensive, illustrated guide to high fidelity kit construction, complete with detailed specifications of all Fisher StrataKits. It is the first thing you need before you make an investment in stereo amplifier, tuner or loudspeaker kits.

Fisher Radio Corporation 101119
21-40 44th Drive
Long Island City, N. Y. 11101

Please send me "The Kit Builder's Manual" without charge.

Name _____

Address _____

City _____ State _____

CIRCLE NO. 49 ON READER SERVICE PAGE

Letters

(Continued from page 6)


icy, it would be better if you dropped the "On the Citizens Band" column, as it does not contribute in the least to what the FCC has in mind. Also, your articles on how to add various features to a CB transmitter do not seem to be in the proper vein in light of this ruling.

ERIC WEISS
Winchendon, Mass.

Funny thing is, Eric, that we have always been in favor of CB being used for the purpose for which it was intended. Recent statements by the Commission would seem to indicate that it has absolutely no objection to the public service aspects of CB, nor to clubs or organizations that serve these purposes. (As a matter of fact, the new Rules and Regulations make a number of provisions for public service activities.) These constructive aspects of CB are dealt with in the column you mention. As far as technical articles are concerned, we are all in favor of CB'ers achieving the best possible communications potentials inherent in their equipment—as long as they abide by the FCC's Rules and Regulations.

Confusion Computer/Chaos Coordinator

■ My invention, which I call a "Confusion Computer and Chaos Coordinator," is basically a "Nonsense Box" (July, 1963). The twelve neon bulbs are fired by two 67½-volt batteries in series, and flash continuously. One of them fires at an audio rate, and is swept by another at about one cycle per second as in the "Panic Alarm" (May, 1964). The output of this oscillator is led to an "ice cube" type transistor amplifier



(battery-powered) which drives a 4" speaker. On top is a big red "Panic Button" which turns on the amplifier—the noise is awful—through a push rod. The only way to turn the unit off is to poke a pencil into the proper hole in the bottom of the case and release the slide switch.

ALEX SEED
Casa Grande, Ariz.

Tips On the Shotgun Sound Snooper

■ For the readers who are having difficulty building the tubular microphone ("Build the Shotgun Sound Snooper," June, 1964), we would like to emphasize that good directional characteristics are possible only when the junction where the funnel fits over the flush ends of the tubes is air-sealed using tape as specified in the article. The microphone cartridge *must* have a rubber cushion rim (Lafayette PA-27 or equivalent) to isolate it from the funnel enclosure. The mike cartridge should be positioned in the funnel so it fits as closely as possible to the ends of the tubes—*without touching them*. The spacing in the prototype is 1/16"; using the funnel specified in the article will automatically give proper spacing. The configuration of the funnel, as specified in the article, is also important to



SONALERT[®]

WHERE TO BUY SONALERT

Standard Model is SC-628, 6-28
VDC. \$4.95. AC Models are also
available.

ALLIED ELECTRONICS
Chicago — Western Ave. only

W. H. BINTZ COMPANY
Salt Lake City, Utah

BUSACKER ELECTRONIC
EQUIPMENT CO., INC.
Houston, Texas

H. L. DALIS, INC.
Long Island City, N. Y.

DEECO
Cedar Rapids, Iowa

DeMAMBRO ELECTRONICS
Boston & Worcester, Mass.
Providence, R. I.
Manchester, N. H.

ELECTRICAL SUPPLIES, INC.
Hartford, Conn.

ELECTRONIC PARTS CO., INC.
Albuquerque, N. Mex.

ELECTRONIC SUPPLY, INC.
Huntington, W. Va.

ELECTRONIC WHOLESALERS, INC.
Baltimore, Md.
Melbourne, Fla.
Winston-Salem, N. C.
Washington, D. C.

ELMAR ELECTRONICS
Oakland, Calif.

ESSEX ELECTRONICS, INC.
Syracuse, N. Y.

GOPHER ELECTRONICS CO.
St. Paul, Minn.

GRAHAM ELECTRONICS SUPPLY, INC.
Indianapolis, Ind.

GRAYBAR ELECTRIC CO., INC.
New England
Newark, N. J.

HUGHES-PETERS, INC.
Columbus & Cincinnati, Ohio

M-G ELECTRONICS &
EQUIPMENT CO., INC.
Huntsville, Ala.

NEWARK ELECTRONICS CORP.
Chicago, Ill.
Inglewood, Calif.
Denver, Colo.
Detroit, Mich.

PHILA. ELECTRONICS, INC.
Philadelphia, Pa.

PIONEER-STANDARD
ELECTRONICS, INC.
Cleveland, Ohio

RADIO PARTS CO., INC.
Milwaukee, Wis.

SREPCO, INC.
Dayton, Ohio

R. V. WEATHERFORD CO.
Glendale, Calif.

lowest powered signal in the world

— AND SO READILY ADAPTABLE TO A
NUMBER OF INTERESTING, USEFUL
PROJECTS YOU CAN BUILD YOURSELF.
THIS UNIQUE SOLID-STATE DEVICE
REPRESENTS A BREAKTHROUGH IN
THE SIGNAL-WARNING FIELD. HIGHLY
EFFICIENT, IT NEEDS BUT 3 MILLIAMPS
OF CURRENT TO DELIVER AN AUDIBLE
OUTPUT SIGNAL OF 65 DECIBELS.



SEND FOR NEW PROJECTS BOOKLET

Recently released, this highly-readable 24-page booklet contains ideas, descriptions, schematic drawings, parts lists, and construction hints for the use of Sonalert in a number of applications. It was written especially for Hams, Hobbyists, and Experimenters . . . as well as for Professional Design Engineers.

Sample projects include: Sun or Battery Powered CPO . . . Moisture Detector . . . Doorway Annunciator . . . and various Fail-Safe Alarms.

Send 50 cents — coins, check, or stamps — with your name and address to: Department PE-1, Electropac Inc., Peterborough, New Hampshire. You'll receive your copy of the 24 page Sonalert Projects Booklet by return mail.



Sonalert Is A Product Of
ELECTROPAC INC., PETERBOROUGH, N.H.
A Subsidiary of Computer Control Company

**INTRODUCING
THE WORLD'S
NEWEST HAM & CB
MICROPHONES...
GUARANTEED
FOR FIVE YEARS!**

UNIVERSITY



Extreme-intelligibility, press-to-talk dynamic for hand-held mobile use.

MODEL 9000



MODEL 2040

Extreme-intelligibility dynamic microphone for fixed station operation.

Want to make more contacts with less effort? Want more DX despite competition from the kilowatt crowd? Choose these new University dynamics and you'll "barrel through" even under adverse atmospheric conditions! They're better in every way—articulation, response, ruggedness. They had to be better—that's why we can offer them with a five-year warranty! (If you want to "live dangerously," buy some other brand. You may get a two-year warranty.) For complete specifications, write: Desk PE-11

FREE

**AMATEUR RADIO STATION
WA5HSK**

Walnut plaque with your own call letters! For details, see your local University dealer. CB plaques also available!

**LTV
UNIVERSITY**

A DIVISION OF LING-TEMCO-VOUGHT, INC.
9500 West Reno, Oklahoma City, Okla.

CIRCLE NO. 44 ON READER SERVICE PAGE

Letters

(Continued from page 8)

prevent reverberation within the microphone housing. Only dual headphones with foam rubber cushions to block out extraneous sound should be used with the tubular mike—never, for obvious reasons, a speaker or ear plug. Lastly, the operator must learn to use the mike, as it takes a little practice. It is almost like listening to a radio news broadcast in a room full of people. The ear learns to discriminate against the unwanted conversation, and "hears" only the news broadcast.

JAMES R. HOLLINGER
JOHN E. MULLIGAN
York, Pa.

Wanted: Hi-Fi Drive-In Movies

■ The speakers at drive-in theaters are usually in poor condition and have less than satisfactory acoustical properties. How about an article on how to build a



pickup which could be clipped to the theater's speaker cord? The audio section of the car radio might be used as an amplifier.

SELWYN P. MILES
Sherborn, Mass.

The Great Label Controversy

■ The reader who complained about the address labels on his copies of POPULAR ELECTRONICS ("Letters From Our Readers," July, 1964) is mistaken in assuming they can't be easily removed. The glue (for the past year and a half) seems to be a plastic base type which does not harden. All you have to do is gently lift up one corner and slowly pull the label off.

WILLIAM SOMMERWERCK
Baltimore, Md.

■ Why don't you put the labels in the right-hand corner where they would cover the price?

TERRY HOWARD
Brooklyn, N.Y.

■ The labels can be easily removed by moistening them with cigarette lighter fluid—wait for the fluid to soak the label, then pull it off.

R. B. WILCOXSON
Royal Oak, Mich.

■ I'd like to compliment POPULAR ELECTRONICS for making the labels so easy to remove. The adhesive is thick and soft compared to the smooth hard surface of the cover. All you have to do is carefully slide a razor blade under the label and slice the adhesive.

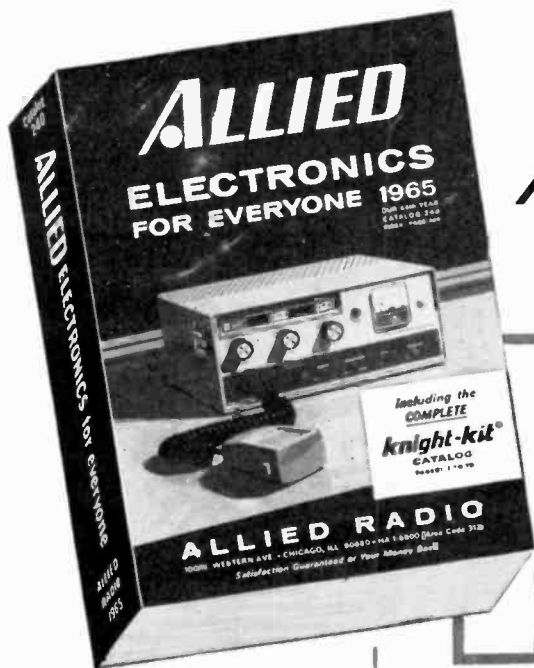
ROGER LENT
Candler, N.C.

■ Just run your thumb along the three horizontal strips of gum under the label.

DON MCLEAN
Palo Alto, Calif.

(Continued on page 12)

POPULAR ELECTRONICS




FREE send today for your money-saving

ALLIED 1965 CATALOG

490 PAGES OF ELECTRONICS FOR EVERYONE
BIGGEST SELECTION • BIGGEST SAVINGS

see great new build-your-own

knight-kits®



Exciting new kits: Hi-Fi, Hobby, CB, Short Wave, Automotive, Intercom, Amateur, Test Instrument—wonderfully easy to build—tops in performance—savings up to 50%!

save on our own
knight® STEREO HI-FI

biggest selection of
Other FAMOUS-MAKE HI-FI

see what's new in
AUTOMOTIVE ELECTRONICS

best buys in
TAPE RECORDING

more for your money in
CB TRANSCEIVERS

top values in latest
FM-AM & AM RADIOS

big savings on
PHONOGRAPHS

largest selection of
SHORT WAVE & HAM GEAR

save money on
POWER TOOLS & HARDWARE

see what's new in
TEST INSTRUMENTS

save most on
TV TUBES & ANTENNAS

world's largest stocks of
PARTS, TUBES, TRANSISTORS

PLUS special products and money-saving values available only from Allied...

EASY TERMS: Use the Allied Credit Fund Plan
— have over 24 months to pay...

satisfaction guaranteed or your money back

ALLIED RADIO

The World's Largest Electronic Supply House

CIRCLE NO. 1 ON READER SERVICE PAGE

SEND FOR YOUR COPY TODAY

FREE

ALLIED RADIO, Dept. 3-L
100 N. Western Ave., Chicago, Illinois 60680

Send FREE 1965 ALLIED Catalog.

Name _____
PLEASE PRINT

Address _____

City _____ Zone _____ State _____



Letters

(Continued from page 10)


■ How about using a type of glue like *Reader's Digest* does?

CHARLES W. BRICE
Chester, S. C.

The above letters represent a small sample of those we have received on the Great Label Controversy, and will, we hope, satisfy all those with queries or comments. Your editors were blissfully unaware of this problem (or lack of same), having gone along for many years receiving their copies of P.E. WITHOUT labels.

Radar Aids for Poor Drivers?

■ "New Ultrasonic Radar for the Blind" (January, 1964) suggests interesting possibilities for people who aren't blind but drive cars. With ultrasonic transducers mounted on the rear of the vehicle, the driver could



be constantly aware of whether or not there was a car behind him, what it was doing, and how far away it was.

BART BILLARD
Washington, D.C.

Interesting idea, Bart, but "ground clutter" might be a problem (i.e., reflections from the pavement), and we can think of things less tiresome to listen to than ultrasonic reflections from that truck down the road.

That Wandering Broadcast Band

■ As a BCB DX'er, one thing puzzles me: What is the real frequency spectrum of the standard broadcast band? The markings on BCB radios vary: they include 550-1500 kc., 550-1600 kc., 540-1600 kc., and 550-1800 kc. Which figures are correct?

FRED MANN
Marrers, La.

None of them, Fred. The standard broadcast band range is from 535 to 1605 kc., although assignments are made only between 540 and 1600 kc. to allow for a 5-kc. guard band at each end.


Budget-Priced Tesla Coil

■ In an effort to reduce cost, I made the following substitutions in building "Big TC" (July, 1964). In place of a neon sign transformer, I used an oil burner ignition transformer rated at 10 kv./30 ma. Instead of acrylic tubing, I used 4"-diameter plastic sewer pipe, available from Sears Roebuck in 10' lengths at under \$4, for the secondary coil form. Wooden dowels replace the ceramic standoff insulators in the primary circuit. The total cost was less than \$15.00.


WILLIAM R. BROWN
Bridgeport, Conn.

Your idea of using plastic sewer pipe as the coil form for the Tesla Coil secondary sounds very good indeed, Bill. It's economical and should have excellent insulating properties.

-30-



Pocketful of power...



New FM Wireless Microphone

Put the new Cadre Consort in your pocket, or stand it on a table. Set up an FM radio. Zero in the Consort on any open channel in the 88 to 108 mc band with a special pushbutton tone signal—and talk. You've got the finest, most portable PA system available—a wireless short range FM transmitter effective up to 200 feet from the FM radio.

Walk free from wires and cables. Stand and speak comfortably with your hands free.

The Cadre Consort has many features—built-in dynamic microphone; built-in antenna; 4 silicon transistors for excellent stability; a jack for external microphone. FCC type approval No. WM-104. Operates up to 300 hours on a mercury battery. Less battery only \$44.95.

See the Consort at dealers. For free brochure, write:



CADRE INDUSTRIES CORP. COMMERCIAL PRODUCTS DIVISION ENDICOTT, N.Y.,

Canada: Tri-Tel Associates Ltd., 81 Sheppard Ave. W., Willowdale, Ont. 416-222-2529

Export: Morhan Exporting Corp., 458 Broadway, New York 13, N.Y. 222-925-1257

CIRCLE NO. 5 ON READER SERVICE PAGE



GOOD-BYE
thread-up problems!



FREE long-roll bonus!

A self-threading reel with purchase of 7" roll of double or triple length tape! No more tape fumbles, even with boxing gloves on! Just lay tape inside this reel, start recorder—and watch the reel thread-up automatically. Takes any tape thickness or leader tape. Releases freely on rewind. Get one free in the special pack shown. Just purchase a regular 7" reel of either double or triple length SCOTCH® Brand Recording Tape (up to 6 hours recording time at 3¾ ips). See your dealer for this long-roll bonus.

"SCOTCH" AND THE PLAID DESIGN ARE REG. TMS OF 3M CO., ST. PAUL, MINN. 55119. ©1964, 3M CO.



HELLO
new mailing ease!



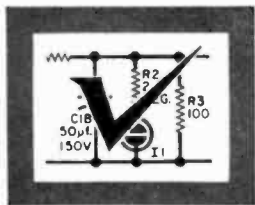
FREE short-roll bonus!

New heavy-duty plastic mailer with each "Living Letter" tape!

New high-strength, dust-free case for "Living Letters" makes handling, storage, mailing of taped correspondence the easiest, most secure ever. Conforms to new postal regulations. Address label included. Built-in post holds reel securely. *New reel, too!* Fits all reel-to-reel recorders. Only 3" reel available that holds full 600' of triple length tape (an hour recording at 3¾ ips). 150' and 300' lengths also offered. Look for new "mailbox" display.

Magnetic Products Division **3M** COMPANY

Operation Assist



THROUGH THIS COLUMN we try to make it possible for readers needing information on out-dated, obscure, and unusual radio-electronics gear to get help from *other* readers. Here's how it works: Check over the list below. If you can help anyone with a schematic or other information, *write him directly*—he'll appreciate it. If you need help, send a post card direct to **OPERATION ASSIST**, POPULAR ELECTRONICS, One Park Avenue, New York, N.Y. 10016. Give the maker's name, the model number, year of manufacture, bands covered, tubes used, etc. Be sure to print or type everything legibly, including your name and address, and be sure to state specifically what you want, i.e., schematic, source for parts, etc. Remember, *use a post card*; we can handle them much faster than letters. Don't send a return envelope; your response will come from fellow readers. Because we get so many inquiries, none can be acknowledged, and POPULAR ELECTRONICS reserves the

right to publish only those requests that normal sources of technical information have failed to satisfy.

Schematic Diagrams

Radiotone Inc. Model HR-8 home transcription center, about 1945. (Richard A. Kerr, Jr., 1714 Heritage Ave., Placentia, Calif.)

Link Model 5-FRX surplus transmitter-receiver. (Daniel Turkisher, 6 Pin Oak Lane, White Plains, N.Y. 10606)

Philco Model 10 132 s.w. receiver, chassis 710273, made about 1938-39. Has 5 bands to 22.5 mc. (Mike Glover, 3131 S. Fillmore, Denver, Colo. 80210)

RCA "Radiola Special" 2-band, portable, 1-tube regen. receiver, about 1921. (S. N. Blake, 186 Summer St., Andover, Mass.)

Atwater Kent Model 87 BC receiver, about 1929. (J. P. Anrasko, 223 E. 96 St., New York, N.Y. 10028)

Cleartone AM receiver, series 110, made by Cincinnati Time Recorder Co. about 1925-26. Has Kellogg-McCullough "Rectron 213" tubes. (Maj. W. J. Lake, Box 81, Hq. CONAC Robins AFB, Ga.)

GE Model F-53 5-tube BC and s.w. receiver. (Mrs. R. J. Haley, 7035 Arizona Ave., Los Angeles, Calif. 90045)

Echophone Model EC-1B 3-band s.w. receiver. (V. A. Rickard, 434 54 St., W. Palm Beach, Fla.)

E. H. Scott "Phantom DeLuxe" receiver, about 1940. Has 20 tubes, chrome chassis, tunes 540 kc.-60 mc. in 5 bands. (Edward Suhaka, 650 Huff Ave., Manville, N.J. 08835)

E. H. Scott Model RBO-1 receiver, about 1940. Tunes BC and s.w. in 3 bands, has 11 tubes. (J. Martin, 29 S. Joplin, Tulsa, Okla. 74112)

Howard Radlo Corp. Model 225250 receiver, ser. 2253608, circa 1938. Tunes BC and s.w. to 18 mc., has 5 tubes. (Fred Studenberg, 1305 E. Norfolk St., Tampa, Fla. 33604)

(Continued on page 20)

NOW YOU CAN SECURE A HIGH SALARIED • TOP PRESTIGE CAREER IN ELECTRONICS IN ONLY ONE YEAR!

ELECTRONICS is the fastest growing industry in America today, creating unlimited opportunities for high salaries, with rapid advancement in **INDUSTRY AND THE ARMED FORCES** for Bailey Trained electronic engineering technicians.

LARGE CORPORATIONS from coast to coast, and **BRANCHES OF THE ARMED FORCES** send recruiters to visit each graduating class at Bailey Tech, offering unusually high starting salaries.

BAILEY GRADUATES ARE BEING HIRED for such fascinating and interesting work as technical salesmen, research and development of guided missiles, electronic business machines and automatically controlled manufacturing plants, etc., also good **RATINGS IN THE ARMED FORCES.**

UP TO SEVEN TECHNICIANS are needed for every engineer... this, plus superior training is why Bailey Graduates are being paid more to start, and are advancing more rapidly than many men who have spent four years in training.

Resident training is easier and costs less than you may think! We provide housing and part-time jobs while in school, plus free nationwide employment service for graduates. If you want to quickly enter America's fastest growing and most exciting industry, write for free booklet... no obligation.

VETERAN APPROVED
BAILEY INSTITUTE OF TECHNOLOGY
1930 S. Vandeventer, St. Louis, Mo. 63110



This Minneapolis-Honeywell system controls hundreds of automatic manufacturing operations. Experience on live equipment is emphasized at Bailey and is another reason for the tremendous backlog of high pay positions waiting **BAILEY GRADUATES.**

MAIL TODAY

Please mail immediately this free booklet without obligation PE-11

Phone _____ Age _____

Name _____

Address _____

City _____ State _____



POPULAR ELECTRONICS

PRODUCT SERVICE PAGE

You can get additional information promptly concerning products advertised or mentioned editorially in this issue

1 Circle the number on the coupon below which corresponds to the key number at the bottom of the advertisement or is incorporated in the editorial mention that interests you.

2 Add up your total number of requests and fill in the box in the upper right-hand corner of the coupon.

3 Mail the coupon to the address indicated below.

4 Please use this address only for Product Service requests.

POPULAR ELECTRONICS
P. O. BOX 8391
PHILADELPHIA 1, PA.

NUMBER OF REQUESTS

Please send me additional information about the products whose code numbers I have circled

1 2 3 4 5 6 7 8 9 10 11 12 13 14 15 16 17 18 19 20 21 22 23 24 25
26 27 28 29 30 31 32 33 34 35 36 37 38 39 40 41 42 43 44 45 46 47 48 49 50
51 52 53 54 55 56 57 58 59 60 61 62 63 64 65 66 67 68 69 70 71 72 73 74 75
76 77 78 79 80 81 82 83 84 85 86 87 88 89 90 91 92 93 94 95 96 97 98 99 100


NAME (Print clearly) _____

ADDRESS _____

CITY _____ STATE _____ ZIP CODE _____

VOID AFTER NOVEMBER 30, 1964

11



RCA TRAINING can be the smartest investment you ever made!

**Start building a profitable career in electronics now!
New RCA "AUTOTEXT" programmed instruction will help you
learn faster and easier!**

If you're considering a future in electronics, now is the time to start! A great new teaching aid—"AUTOTEXT" programmed instruction developed by RCA and introduced by RCA Institutes will help you master the fundamentals of electronics almost automatically. Even people who have had trouble with conventional home training methods are finding it easier and more fun to start their training in Electronics Fundamentals the RCA way. Prove

it to yourself as others throughout the country are now doing. An interest or inclination in electronics is what you need. RCA "Autotext" helps you to do the rest. You'll be ready to go on to advanced training sooner than you ever thought possible! The future is unlimited; the jobs are available. The important thing is to get started now.

Founded in 1909, RCA Institutes is one of the largest technical schools in the United States devoted princi-

pally to electronics. The very name "RCA" means dependability, integrity, and scientific advance. RCA Institutes offers the finest facilities of home training. A Service of the Radio Corporation of America, RCA Institutes gives you the technical instruction you need to plan, build and realize the career you want in today's fastest growing field.

Investigate your future now at RCA Institutes. It can be the smartest investment you ever made.

HOME TRAINING COURSES

RCA Institutes offer this complete selection of Home Training Courses

- Electronic Fundamentals
- Electronic Fundamentals (in Spanish)
- TV Servicing
- Color TV Servicing
- Transistors

- Communications Electronics
- FCC License Preparation
- Mobile Communications
- Automation Electronics
- Automatic Controls

- Industrial Applications
- Nuclear Instrumentation
- Digital Techniques
- Computer Programming
- Drafting

Liberal Tuition Plan. All RCA Institutes Home Study courses are available under a Liberal Tuition Plan. This plan affords you the most economical possible method of home study training. You pay for lessons only as you order them. If, for any reason, you should wish to interrupt your training, you can do so and you will not owe a cent until you resume the course. No other obligations! No installment payments required.

RCA Personal Instruction. With RCA Home Study training you set your own pace in keeping with your own ability, finances and time. RCA Institutes allows you ample time to complete the course. Your lesson assignments are individually graded by technically trained personnel, and helpful comments are added where required. You get theory, experiment, and service practice beginning with the very first lesson. All lessons are profusely illustrated. You get a complete training package throughout the entire course.

You Get Prime Quality Equipment. All kits furnished with the course are complete in every respect, and the equipment is top grade. You keep all the equipment furnished to you for actual use on the job... and you never have to take apart one piece to build another.

Free Placement Service. RCA Institutes graduates are now employed in important jobs at military installations with important companies such as IBM, Bell Telephone Labs, General Electric, RCA, and in radio and TV stations all over the country. Many other graduates have opened their own businesses. A recent New York Resident School class had 93% of the graduates who used the FREE Placement Service accepted by important electronics companies... and had their jobs waiting for them on the day they graduated!

CLASSROOM TRAINING IN NEW YORK CITY

No previous training required. You are eligible even if you haven't completed high school.

RCA Institutes Resident School in New York City offers training that will prepare you to work in rewarding positions on research and production projects in fields such as automation, transistors, communications, technical writing, television, computers, and other industrial and advanced electronics applications. If you did not complete high school, RCA will prepare you for such training with courses specially designed to provide the basic math and physics required for a career in electronics. Check classroom training on attached card, and full information will be rushed to you.



Cocurricular Day and Evening Courses. Day and Evening Courses are available at RCA Resident Schools in New York City. You can prepare for a career in electronics while continuing your normal full-time or part-time employment. Regular classes four times each year.

SEND POSTCARD FOR FREE ILLUSTRATED BOOK TODAY!

SPECIFY HOME TRAINING OR CLASSROOM TRAINING.

RCA INSTITUTES, INC. Dept. PE-N4

A SERVICE OF RADIO CORPORATION OF AMERICA, 353 WEST 4TH ST., NEW YORK, N. Y. 10014



The Most Trusted Name in Electronics

Operation Assist

(Continued from page 14)

O. J. McClure Model B12AC "Picturephone" (2-speed phono with p.a. amplifier), ser. 7992, about 1940. (P.J. Murray, 6220 33 St. N.W., Washington 15, D.C.)

Airline Model 62-12 8-tube superhet receiver, chassis A1019577, circa 1920's or 1930's. Built for Montgomery Ward. (Michael Getzewich, 160 Birch St., Manchester, Conn.)

Delco Model R-1141 radio console, pre-W.W. II. Tunes BC and s.w. bands, has push-button tuning. (R.H. French, 427 46 St., Bellaire, Ohio 43906)

Superior Model TV-11 tube checker. (Aero-Marine Engr., 208 Melrose Ave., Atlantic City, N.J.)

General Motors Model 140-A radio console, circa 1930-31. Tunes BC, has 8 tubes. (Norman Lederman, 17 Fabyan St., Dorchester, Mass.)

Mullard Model MAS 407/15 9-tube receiver. (Marvin Jacobson, 330 Albany Ave., Brooklyn, N.Y. 11213)

RCA Model 9K3 receiver. Tunes 3 bands to 22 mc., has 8 tubes and tuning eye. (Rodney Dunlap, Rte. 3, Proctor, W. Va. 26055)

Tele-Tone Model N-GD 8 receiver. Tunes BC and s.w. (Michael Muderick, 697 Paddock Rd., Havertown, Pa. 19083)

E. H. Scott Model SLR-12R (or SLR-12B) Navy ship-board receiver. Tunes BC and s.w. bands. (Jack Ames, Box 48491, Briggs Station, Los Angeles 48, Calif.)

Motorola Model T-69-20A 5-tube transmitter. (George Weber, 1405 E. Polk, Harlingen, Texas)

Crosley Model 1055 5-band receiver. (James Weist, 1017 S. 25th St., La Crosse, Wis.)

Triumph Model 830 oscillograph wobulator. (Thomas H. Edmiston, 7 Juno Rd., Tiburon, Calif. 94920)

Zenith Model 9H081 8-tube, 3-band receiver, ser. A-646015. (K. P. Becker, R.F.D. #1, Box 756, Medford Station, N.Y. 11763)

Zenith Model 5-8-220 5-tube table-model receiver, chassis R332930. Tunes BC and s.w. (Leon Hart, 1544 W. Sonora, Phoenix 7, Ariz.)

No. 19 MK II wireless set, made in Philadelphia, 1944, for Signal Corps. (R. W. Sadowski, 119 Kimberly Rd., Colonia, N.J. 07067)

AN/FRR-3A diversity receiver, surplus, 1944. (John Carter, 951 Breedlove St., Memphis, Tenn. 38107)

Link Model 11 UF DC 30-40 mc. police receiver. Has 11 tubes. (Gene Crisp, Box 336, Spring City, Tenn.)

Airline Model DE12 6-tube receiver. Has separate speaker. (Willis Kroll, Unionville Rte., Helena, Mont.)

Motorola Model 6A-2 AM-s.w. receiver, ser. 217549. Has 6 tubes. (E. Grebow, 215 Autumn Rd., Lakewood, N.J. 08701)

Special Data or Parts

W.W. II Japanese transceiver. UZ-133D tube with 1½-volt filament needed. (Gary Scheiske, 116 7th Ave. E., Redfield, S.D.)

Crosley Model 739A BC-s.w. receiver. I.f. coll wanted. (Joe Blum, Rte. #1, New Washington, Ohio 44854)

Philco radio-phonograph, chassis NA13726; may be FM. Any available info and source of parts wanted. (Len Baspaly, 47 Teakwood Ave., Winnipeg 17, Manitoba, Canada)

Mackay marine radio, type 128A4, ser. 07402, made by Federal Telephone & Radio Co.; has 6 tubes, 4-band TRF. Schematic and technical manual wanted. (C. R. French, 460 Huron Ave., Louisville, Ky. 40209)

Silvertone Model R5501 receiver, chassis 101 618 1A, about 1939. Schematic diagram wanted, plus any other available info. (E. D. Dreyer, EMI, USNAS #115, Box 35A, FPO, New York, N.Y. 09593)

General Television and Radio Corp. "Swingmaster" Model 635 radio-phonograph, about 1940-41. Operating manual and schematic needed. (Mike Gunja, 7625 Fisher, Warren, Mich. 48091)

(Continued on page 22)

YOUR NEW COPY IS WAITING



FREE! For fun and pride in assembly, for long years of pleasure and performance, for new adventures in creative electronics mail the coupon below and get Conar's brand new catalog of quality do-it-yourself and assembled kits and equipment. Read about items from TV set kits to transistor radios . . . from VTVM's to scopes . . . from tube testers to tools. And every item in the Conar catalog is backed by a no-nonsense, no-loopholes, money-back guarantee! See for yourself why Conar, a division of National Radio Institute, is about the fastest growing entry in the quality kit and equipment business.

CONAR

MAIL THIS COUPON NOW

CONAR MA4C

3939 Wisconsin Ave., Washington 16, D.C.

Please send me your new catalog.

Name _____

Address _____

City _____ State _____ Z-Code _____

CIRCLE NO. 7 ON READER SERVICE PAGE

POPULAR ELECTRONICS

any*

*Yes, in any CB application...you'll outperform 'em all with a

MESSENGER®



Your own 2-way radio for Business or Personal use!



"PERSONAL MESSENGERS"—Compact, hand-held 100 milliwatt or 1½ watt units! Rugged and reliable—11 transistors, 4 diodes. Twice the sensitivity and 40% more range than similar units with conventional circuitry—more output than similar units with same rated inputs!

Cat. No. 242-101..... 100 Milliwatts..... \$109.50 Net
 Cat. No. 242-102..... 1½ Watts..... \$129.50 Net

"MESSENGER" AND "MESSENGER TWO"—For mobile or base stations. High efficiency design makes full use of maximum allowable legal power. Excellent receiver sensitivity and selectivity. Automatic "squelch" control. 5 crystal controlled channels on the "Messenger" and 10 crystal controlled channels plus tunable receiver on the "Messenger Two".

"MESSENGER"

Cat. No. 242-127
 115 VAC/6 VDC..... \$114.95 Net
 Cat. No. 242-128
 115 VAC/12 VDC.... \$114.95 Net

"MESSENGER TWO"

Cat. No. 242-162
 115 VAC/6 VDC..... \$169.95 Net
 Cat. No. 242-163
 115 VAC/12 VDC..... \$169.95 Net

"MESSENGER III"—Offers everything you ever wanted in a CB transceiver... compact size, a husky signal, extreme sensitivity, razor-sharp selectivity—and complete flexibility for base station, mobile, public address, or battery powered portable use! Double conversion receiver—set-and-forget "Volume" and "Squelch" controls—11 channel coverage—"Tone Alert" Selective Calling System available as accessory.

Cat. No. 242-150..... 12 Volts DC Messenger III..... \$189.95 Net
 Cat. No. 250-823..... 117 Volt AC Power Supply..... \$ 29.95 Net

The nation's most popular
 Citizens Radio equipment line!

*Rated BEST by Distributor
 Salesmen in National Survey!



E. F. JOHNSON COMPANY
 2425 TENTH AVE. S.W. • WASECA, MINNESOTA

CIRCLE NO. 14 ON READER SERVICE PAGE

Operation Assist

(Continued from page 20)

RCA "Echophone" receiver, ser. 77804. Bandselector data needed. **Coronado Model C 11A54 console**. Power transformer data needed. (Richard Jenneman, R.R. #2, Box 104, Stanley, Wis. 54768)

E. H. Scott "Phantom DeLuxe" AM-FM 5-band receiver with "magic eye" tuning, chrome-plated chassis, separate chassis for amplifier. Schematic and any other available data wanted. (J. Whiteleather, 129 Ogden Ave., Swarthmore, Pa. 19081)

Raytheon Model UM 30-1 receiver and transmitter. Alignment data and schematic wanted. (W. G. Emory, Box 55, Union, S. C. 29379)

Philco Model 40-150 3-band receiver, code 121. Schematic, parts source, and dial stringing info wanted. (Herbert Linn, Catawba, W. Va. 26564)

Hallicrafters Model SX-15 receiver, about 1937. Alignment info and schematic needed. (Robert R. Conner, 1606 Laguna Ave., Farmington, N. Mex.)

Philco Model 37-620 BC-s.w. receiver, circa 1940. Schematic and alignment data needed. (Wesley Maier, 4800 Morena Way, Sacramento, Calif. 95820)

GE Model J-105 BC-s.w. receiver, about 1941. Instruction manual and schematic diagram needed. (Brian L. Sauer, R.R. 1, Box 105, Randolph, Wis. 53956)

RCA Model 155A 3" oscilloscope, Navy surplus; **RCA Model WR-53A FM sweep generator**. Operating manuals and schematics wanted. (Brother J. H. Winblad, Electronics Shop, Brother Rice High School, 10001 S. Pulaski, Chicago, Ill. 60642)

Philco Model 39-25 BC-s.w., 2-band, 5-tube receiver, code 121. Alignment, servicing, and operating data wanted. (Oscar M. Tatum, 709-F Gallatin St., Huntsville, Ala. 35801)

National GPR-90 receiver. Plug-in coils, S-meter, schematic, and any available info wanted. (James Wyma, 4230 N. 31 Ave., Phoenix, Ariz. 85017)

RCA Model AR-67R 3-band receiver; uses 3 type 41's, a 5Z3 and 5 6F7's. Manual, alignment instructions, and schematic wanted. (Michael Swanson, 6436 S. 118 St., Seattle, Wash. 98178)

Osborne Model 300 CB transceiver. D.c. converter needed. (E. Mandich, 304 Chlcora St., E. McKeesport, Pa.)

Sothorn Toy Co. "Iveyline" BC receiver, circa 1923; powered by wet cells, uses UV-201's. Tubes, parts, operating info and schematic needed. (Ted Simons, 192 Saranac, Buffalo, N.Y.)

Atwater Kent Models 40 and/or 60. Any available info wanted. **Majestic Model 70-B. UX-226 or CX-326, UX-171A or CX-371A tubes** needed. (Dave Gealey, 308 Todd Way, Mill Valley, Calif.)

Heathkit Model O-2 oscilloscope, circa 1948. Power transformer, part 54-19 needed. (Pvt. Theodore Shylovsy, RA 11 435 440, Co. K, TRP COMD, USASCS, Fort Monmouth, N.J. 07703)

Coastwise Electronics Co. Model 730 VOM and signal tracer, ser. 10090. Operating info and schematic needed. (John W. Galbraith, 608 Westhill Dr., Cleburne, Tex. 76031)

Hallicrafters Model S20-R receiver, about 1940. Schematic and parts list needed. (C. Lee, 150 E. Ocotillo Rd., Phoenix, Ariz. 85012)

Hickok Model 550-X tube tester, about 1949. Schematic and individual tube charts wanted. (Jim Keene, 3700 W. Pine, St. Louis 8, Mo.)

National Model BM282 4-band receiver. Coil L1 needed. (Dave Verbl, 43-40 221 St., Bayside, N.Y. 11361)

Hammarlund Model HQ140-X receiver, about 1953-55. Manual needed. (J. J. Poskocil, 2791 Columbia Rd., Westlake, Ohio 44091)

Supreme Model 504 set tester, ser. 438, late 1930's. Manual and schematic wanted. (George Mac Zura, 3815 Highland Rd., E. St. Louis, Ill. 62204)

Link Model 5000-30 UF-C1 high-band FM transceiver, about 1953. Schematic, crystal data, and other available info wanted. (Neal W. Chapman, Box 157, Auburn, Me. 04210)

-30-



Here's one the pros use . . . now it's yours for CB! THE TURNER MODEL 333

Here's the only professional communications mobile mike available for CB use!

A professional "noise canceling" microphone, it features the shielded Koiled Kord that's so long lasting it's used on police cars, taxicabs, etc. High impact cyclac case. Voice response: 300-3000 cps. Just \$21.50 list.

For more about Turner's complete CB line, check Reader Service Card or write direct.



355C



350C




254 Series

THE TURNER MICROPHONE COMPANY
919 17th Street N.E.
Cedar Rapids, Iowa

In Canada: Tri-Tel Associates, Ltd.,
81 Sheppard Ave. West, Willowdale, Ontario

CIRCLE NO. 35 ON READER SERVICE PAGE



New Products

Additional information on products covered in this section is available from the manufacturers. Each new product is identified by a code number. To obtain further details on any of them, simply fill in and mail the coupon which appears on page 15.


AUTO REVERBERATION KIT

Car owners who are also audio enthusiasts will be interested in the all-transistor reverberation kit announced by *Cleveland Electronics, Inc.*, for use with 12-volt negative-ground car radios. Said to give the listener the illusion that he is surrounded by music, the unit incorporates an electromechanical device to reverberate the incoming sound, amplifies it, and plays it through a separate speaker. Two types of kits are available: the Model RU-104 for automobiles that already have a remote speaker and grille; and the Model RU-101 for cars that need a speaker and grille.

Circle No. 75 on Reader Service Page 15

TWO SPEAKER SYSTEMS

Two new compact speaker systems have been added to the *Sonotone* line: the "Beverly Hills" (Model SE-880, enclosure with two 8" speakers, shown at left), and the "Scarsdale" (Model SE-80, enclosure with one 8" speaker). Constructed of $\frac{3}{4}$ " nonresonant



panels finished in oiled walnut, both enclosures are vented. Acoustic resistance has been added to the port to prevent boominess, and the cabinets are lined with "Tufflex" acoustical material. Frequency response of the "Beverly Hills" extends to 20,000 cycles; power rating, 40 watts or 80

watts peak; impedance, 8 to 16 ohms; size, 11" x 24" x 17 $\frac{1}{2}$ "; weight, 36 pounds. The "Scarsdale" has a response of 45 to 20,000 cycles; its power rating is 20 watts or 40 watts peak; impedance, 8 ohms; size, 11 $\frac{1}{2}$ " x 20 $\frac{1}{2}$ " x 12 $\frac{1}{2}$ "; and weight, 27 pounds.

Circle No. 76 on Reader Service Page 15

SELECTIVE CALLING SYSTEM

Completely transistorized and with negligible current drain, the *Cadre* Model 524 tone control selective calling system is designed to operate with this company's solid-state 5-watt transceivers and other 12-volt two-way radios. The Model 524 provides 24 tone combinations in a unique three-tone sequential system; two-way radios can be equipped to receive only desired calls on an all-unit or a selective basis.



Actually a compact encoder-decoder, the 524 incorporates a special resonant reed relay with a new, reliable tone generator. Under normal conditions, it can be installed in just a few minutes. Price, for base or mobile station, under \$70.00.

Circle No. 77 on Reader Service Page 15

66-WATT STEREO AMPLIFIER

Outstanding features of the Model 233 66-watt stereo amplifier introduced by *H. H. Scott, Inc.*, include: speaker switch and front panel headphone outlet for private listening with the speakers silenced, a powered center channel output for an extension of center channel speaker without any additional amplifiers, and heavy-duty output transformers for good bass response even with inefficient speaker



systems. Also incorporated in the Model 233 are separate tone controls for each channel, d.c. on preamp tubes for low hum, and a balancing system to assure equal level from both speakers. Price, less than \$190.00.

Circle No. 78 on Reader Service Page 15

ELLIPTICAL STYLUS CARTRIDGE—PLUS

Empire Scientific Corp. has announced a new 880PE elliptical stylus cartridge, plus an elliptical stylus replacement for owners of its 880 and 880P elliptical units. The new cartridge has a frequency response of 8 to 30,000 cycles, an output voltage of 8 millivolts per channel, more than 30 db channel separation, a load impedance of 47,000 ohms, and compliance of

New Products


(Continued from page 23)

20 x 10⁻⁶ cm/dyne. The stylus is a .2 x .9 mil biradial elliptical hand-polished diamond. Price of cartridge, \$29.95. The stylus replacement costs \$14.95.

Circle No. 79 on Reader Service Page 15

AUTO GENERATOR/REGULATOR KIT

An easy-to-assemble kit for the home auto mechanic has been designed by *Auto-Kits Products Inc.*



The Model GR contains two d.c. meters, covering 0 to 10 and 0 to 20 volts, and 0 to 50 amperes. In addition to checking generators and regulators, it will also check batteries, lights,

switches, wiring, relays, turn signals, small d.c. motors, and many radio batteries. Price, \$15.95, complete with test leads and full assembly and operating instructions.

Circle No. 80 on Reader Service Page 15


60-WATT HEAT CARTRIDGE

Ungar Electric Tools has designed a new lightweight 60-watt heat cartridge for its Imperial soldering iron line. The #6203 long-life cartridge is hermetically sealed within its slim oxidation-resistant stainless steel case. Its threaded end provides maximum heat transfer to Imperial "Mini-Tip" thread-on soldering tips at temperatures that range between 950°F and 1150°F, depending on which tip is used. Because of the ultra-high heat feature of this new cartridge, the manufacturer recommends that only iron-clad, gold-plated Imperial soldering tips be used with it to insure maximum tip life.

Circle No. 81 on Reader Service Page 15

UHF TV CONVERTER KIT

A compact, all-transistorized UHF television converter kit available from *Standard Kollsman Industries* permits customized in-set conversion of VHF-only receivers. The UCT-051 can be used to convert any table model or console, and most portables, so that all UHF channels, 14 through 83, can be tuned. The UHF tuner works into channel 5 or 6 of the VHF tuner, and is shielded physically and electrically to safeguard against interference with



other TV sets in the vicinity. Installation is facilitated by a step-by-step instruction sheet; mounting hardware is provided.

Circle No. 82 on Reader Service Page 15

"OMNIDAPTOR"

The "Omnidaptor" is a new 45-rpm spindle adapter available from the *Aldshir Manufacturing Company* which is said to fit almost every automatic record changer. Fully automatic, it holds a stack of 45-rpm records in the same manner as a conventional adapter. A gentle pusher action drops each record into position for playing. Price, about \$3.95.

Circle No. 83 on Reader Service Page 15

INSTANT DIODE TESTER

Diode faults such as shorts, opens, and improperly marked polarities can be discovered instantly with the inexpensive Model ID-1017 diode tester recently announced by *Henry Francis Parks Laboratory*. It's a "go-no-go" testing unit; the simple instructions needed to operate it are printed on its front cover. The load placed on a diode or rectifier being tested is that of the #47 indicator lamp used in the instrument; 150 ma. at 6.3 volts, or less than one watt. Therefore, any diode or rectifier which is rated at one watt or more can be tested with the Model ID-1017. Price, \$19.95.



Circle No. 84 on Reader Service Page 15

A "THIRD HAND"

A new service aid devised by *General Electric* will hold either small parts or solder, giving the experimenter a "third hand." Essentially a large enameled steel clip, it can be either screwed to the edge of a workbench or positioned on a flat surface. Price, about 35 cents.

Circle No. 85 on Reader Service Page 15

MINIATURE TAPE RECORDER

Craig-Panorama's TR-490 "Electronic Notebook" is a self-contained miniature tape recorder with built-in microphone, VU meter for monitoring recording level and battery life, and push-button control for starting and stopping. These features permit single-hand operation. The TR-490 also features a snap-in tape-pack for recording up to 30 minutes; the nickel-cadmium batteries can be recharged without removing them from the unit. Price, \$79.95, including leather carrying case. A kit containing four of the rechargeable batteries and a recharging unit are available as accessories.

Circle No. 86 on Reader Service Page 15

SCOTT'S TOP RATED LT-110 FM STEREO TUNER KIT NOW AT A NEW LOW PRICE... \$139.95

"... 1.88 uv sensitivity by a home alignment procedure
without instruments... an exceptional feat..."

Electronics Illustrated



Here's terrific news for you kit builders! Now, the famous Scott LT-110 tuner kit... top rated by every audio expert... built by thousands of hi fi enthusiasts... is available in handsome new styling at a truly modest price.

Look at the outstanding features of this superbly engineered tuner. It includes a heavily silver-plated front end... prewired and tested in Scott's engineering laboratories. The critical multiplex section is also pre-wired and tested with the most advanced multiplex equipment available. Among the LT-110B's many extras: Stereo Separation in excess of 30 db, Sonic Monitor stereo indicator, 60 db Signal-to-Noise ratio, sensitive tuning meter.

Here's what the technical editor of *Electronics Illustrated* said about the LT-110: "If you have hesitated to go into stereo FM because of imagined complexities and highly technical skills and knowledge that might be required, fear no more. The LT-110 shows you how to enjoy stereo FM the easy way."



LK-72B 80-Watt Stereo Amplifier Kit. This popular amplifier kit delivers enough power to drive any speaker system, and at an outstanding price. Complete range of control features includes switched front panel headphone output, complete recording facilities, and provision for driving a third or center channel loud-speaker system without additional amplification. Only \$149.95.



LK-48B 48-Watt Complete Stereo Amplifier Kit. Here's more than enough power for most music systems, and two great new features: Switched front panel headphone output for private listening, and powered center channel output to drive extension speakers. 13 front panel controls. Complete tape facilities. Includes all-aluminum chassis and DC-operated heaters for lowest hum. Only \$129.95.

IMPORTANT FREE OFFER FROM SCOTT



Please send me your new 20-page full-color 1965 Stereo Guide and complete catalog. Include complete information on new consoles by Scott... component quality in beautiful, hand-finished cabinets.

Name

Address

City Zone State



H. H. SCOTT, INC. 520-11
111 Powdermill Road, Maynard, Mass.

Export: Scott International, 111 Powdermill Road, Maynard, Mass. Canada: Atlas Radio Corp., 50 Wingold Ave., Toronto. Cable HIFI
Price slightly higher West of Rockies. Subject to change without notice.

CIRCLE NO. 30 ON READER SERVICE PAGE

NEW!

Hy-gain

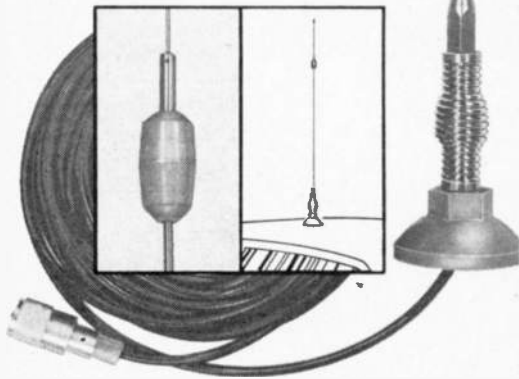
SOLID STATE Mobile Toppers for Citizens Band

- Hy-Q Solid State Loading Coil
- 23 Channel Broadband Performance
- Precision Adjustable Tuning

Now...a major advance in the state of the art...new Hy-Gain Mobile Toppers...featuring a space-age Hy-Q solid state loading coil expressly designed to deliver a new dimension in performance on all 23 channels of the 27 megacycle Citizens Band. New concept adjustable tuning rod allows "no cutting" lifetime precision tuning for optimum performance on any vehicle.

New Hy-Gain Mobile Toppers are virtually indestructible...Hy-Q solid state loading coils are totally encapsulated in ever-enduring molded polystyrene... whip sections and tuning sections are of low wind resistant top quality stainless steel (except telescoping model where whip section is chrome plated brass) . . . all mounts are field tested to take maximum abuse. New Hy-Gain Mobile Toppers are available for mounting any place on any vehicle...roof mount, deck mount, cowl mount, fender mount...you name it, there's a Hy-Gain Topper that will fill the bill! They're available now from your favorite Hy-Gain distributor or dealer.

Write for fully illustrated performance-comparison Technical Data Report on the new Hy-Gain Topper line...it's FREE!



HY-GAIN ANTENNA PRODUCTS CORP.
8490 N.E. Highway 6 - Lincoln, Nebraska
CIRCLE NO. 41 ON READER SERVICE PAGE

BREAKTHROUGHS

Brief news flashes on recent important developments in the field of electronics

• Radios, TV sets, and other electronic devices of the future may be simply "glued" together instead of soldered if a new family of plastics developed by General Electric finds widespread application. Unlike the plastics developed to date which are excellent insulators, the new synthetic polymers rank midway between common insulators and common conductors in their ability to conduct electricity. While they do not rival metals as carriers of large currents with low losses, the polymers have the advantage of being easy to mold and shape, and can be used as a kind of adhesive paste to replace solder. It is anticipated that one immediate application may be in printed circuits such as those used in portable radios. . .

• Ball lightning—that strange natural phenomenon that has been known to float up and down chimneys, boil water, melt airplane propellers, and come out of oven doors—may be on the verge of explanation. Dr. David Finkelstein of Yeshiva University and Julio Rubinstein, a graduate student, theorize that it is the result of a concentration around a conductor (either ionized air or a solid object) of the high electric fields present during a thunderstorm. A great concentration of current flow occurs at the conductor, producing a glowing ball of fractured atoms and molecules which crackles and appears in different colors. The ball simply drifts around as air currents and electrical forces direct it, causing a concentration of current and field and thus continuing to glow. The ball can adhere to an airplane propeller or the rigging of a ship (where it is called St. Elmo's fire). Ball lightning goes out with a "bang or a whimper," disappearing when the electrical fields become weak, or resulting in a thunderbolt when they become strong. The scientists hope to confirm their theories by creating ball lightning in the laboratory. . .

• A reading machine for the blind that can translate a printed page directly into "electronic braille" is under development by Prof. John G. Linvill of Stanford University. The reading machine rolls freely over a printed page on plastic rollers, while tiny photoelectric cells on the bottom scan the words. The photocells are connected to fine reeds whose tips protrude through small holes in a reading panel on the top of the device. If a photocell sees black, the reed connected to it vibrates. By moving the

BETTER COST LESS WALKIE-TALKIES AT RADIO SHACK

Sold Only by the 38 Radio Shack Stores — Coast to Coast!

HERE'S AMERICA'S #1 VALUE!

AND IT'S FACTORY WIRED — NOT A KIT!

- Battery-operated 2-Way Radio Station
- Talk Up to 1/4 Mile Away!

America's favorite WIRED (not a kit) walkie-talkie . . . at the lowest price anywhere for a transceiver of our quality! It's ready to use; it's fun; and it's a cinch to operate. Great for hunting, boating, sports, construction sites! No license required. Receives and sends to all sets operating on CB Channel 14. Complete with everything you need! #60-3030

990
2 for \$1900



CHOOSE FROM 3 **REALISTIC** 100 MW BEST-SELLERS

GOOD

21⁹⁵
2 for 42.50

Our exclusive TRC-1 6-Transistor Walkie-Talkie transmits to 1 mile or more! Crystal-controlled; no "extras" to buy! #21-1139K

BETTER

29⁹⁵
2 for 58.00

Radio Shack's 9 transistor TRC-2; dependable communications up to 2 miles! Complete; no "extras" to buy! #21-1001K

BEST


37⁹⁵
2 for 75.00

Powerful 12-transistor TRC-3 walkie-talkie: super-hot with added RF stage! Built-in squelch! Range to 3 miles. #21-1142

AC POWER BASE

7⁹⁵

Operates TRC-1, 2 and 3 on 117 VAC house current! #21-1002



Shop or Write the **RADIO SHACK**® Store Nearest You!

CALIFORNIA

BAKERSFIELD — 1308 19th St.
DOWNEY — Stonewood Shop. Ctr.
LA MESA — Grossmont Shop. Ctr.
LONG BEACH — 127 W. 7th St.
SAN LEANDRO — Bay Fair Shop. Ctr.

MASSACHUSETTS

BOSTON — 167 Washington St.
BOSTON — 594 Washington St.
BOSTON — 110 Federal St.
BRAINTREE — South Shore Plaza
BROOKLINE — 730 Commonwealth
CAMBRIDGE — Fresh Pond Ctr.
FRAMINGHAM — Shoppers' World
LOWELL — Central Shop. Plaza
SAUGUS — New England Shop. Ctr.
SPRINGFIELD — 1182 Main St.
WORCESTER — Lincoln Plaza

MAINE

PORTLAND — Pine Tree Shop. Ctr.

NEW YORK

NEW YORK — 1128 Ave. Americas
SYRACUSE — 3057 Erie Blvd. East

OHIO

CINCINNATI — 852 Swifton Ctr.

PENNSYLVANIA

PHILADELPHIA — 1128 Walnut St.

CONNECTICUT

NEW HAVEN — 92 York St.
STAMFORD — 28 High Ridge Rd.
WEST HARTFORD — 39 So. Main St.

NEW HAMPSHIRE

MANCHESTER — 1247 Elm St.

ILLINOIS

CHICAGO — Evergreen Park, 95th St.

TEXAS

DALLAS — 1601 Main St.
FORT WORTH — 1515 So. Univ. Dr.
FORT WORTH — 900 E. Berry St.
FORT WORTH — 3538 E. Denton Hwy.
HOUSTON — 2315 Travis St.
HOUSTON — 322 Northline Mall
SAN ANTONIO — Wonderland Ctr.
WACO — 1016 Austin Ave.

VIRGINIA

ARLINGTON — Washington-Lee Ctr.

WASHINGTON

SEATTLE — 2024 Third Ave.

RHODE ISLAND

CRANSTON — 1301 Reservoir Ave.

MINNESOTA

ST. PAUL — 16 E. 6th St.

CIRCLE NO. 27 ON READER SERVICE PAGE

FULLY EQUIPPED FOR
IMMEDIATE OPERATION
ON ALL **23** CHANNELS



23-CHANNEL CB
mobile and base station
AM TRANSCEIVER

The satisfaction you get from CB-ing with the new *Cobra* CAM-88 is a richly rewarding everyday experience. It's rugged, handsome to have in your car or home base—and it operates like you want it to—for personal, professional or business 2-way communications in the 27 mc Citizens Band.

Outstanding Features

- Fully-Equipped for Immediate 23-channel Transmit and Receive
- Double Conversion Superheterodyne Receiver
- Transistorized 117V AC/12V DC Power Supply
- Maximum Talk Power
- Delta-Tune Fine Tuning
- Squelch Control and Standby Switch
- Illuminated Dual-Purpose Meter
Power-in (Receive)—Power-out (Transmit)
- Modulation Indicator
- Plug-In Microphone
- Convertible for Public Address

Carefully engineered design makes the *Cobra* completely reliable and easy to operate. Completely self-contained. No additional crystals needed. **\$214.95**

See your Distributor or Write for Bulletin No. 641-P

B & K/MARK

DIVISION OF DYNASCAN CORPORATION
1801 W. BELLE PLAINE AVE. • CHICAGO, ILL. 60613

Canada: Atlas Radio Corp., 50 Wingold, Toronto 19, Ont.
Export: Empire Exporters, 123 Grand St., New York 13, U.S.A.

CIRCLE NO. 40 ON READER SERVICE PAGE

BREAKTHROUGHS

(Continued from page 26)

device over the page, a blind person feels the vibrating outline of each letter as his fingertips touch the reeds. Although only a hand-wired model has been built to test the idea, Prof. Linvill foresees a final version the size of a blackboard eraser utilizing microelectronics and penlight cells for power. Already, a blind 12-year-old test subject has learned to read about 25 words a minute after just a few weeks of one-hour practice sessions. . .

• A method of generating sound waves in the 9-gigacycle range—almost a million times higher in frequency than the 10-kc. point where sounds to the human ear become thin, shrill squeaks—was recently disclosed by Westinghouse Research Laboratories. The sounds were generated by thin-film piezoelectric crystals grown inside vacuum chambers by deposition of hot vapors. The crystals, actually crystalline cadmium sulfide, are built up atom by atom in a near perfect fashion. Unlike ordinary crystals—which are imperfect and which would shatter at high frequencies—the thin film crystals are efficient super-high-frequency transducers. The ability to generate sound at these frequencies is important in studying the physical structures of materials such as ruby or sapphire used in lasers. As an additional bonus, the crystals are also expected to have applications in low-noise, solid-state delay lines, and as detectors of infrared radiation. . .

• A laser communications system for satellites and deep space vehicles that needs no electrical power or cooling, and weighs less than 20 pounds, has been developed by Electro-Optical Systems, Inc. Sunlight reflected from a lightweight 30-inch parabolic reflector is used to pump a Yttrium Aluminum Garnet (YAG) laser rod, which requires little stimulation to emit coherent light, and much less cooling than other types of lasers. A unique feature of the device is a water-filled glass flask shaped to serve as a liquid lens which is placed over the outside of the two-inch rod to refract solar energy over its entire length and help cool it. The unit—which would have an output greater than one watt in space sunlight—is said to be ideally suited for missions to the Moon, Mars, or Venus, being able to handle more information than present microwave systems with no electrical power requirements. In near space it might be used for satellite communications or as a space rendezvous beacon. . .

—W. Steve Bacon

NOW DIRECT CRYSTAL CONTROL TO 160 mc

With AOC Plug-In Transistor Oscillators

- Portable Signal Standards • Signal Generators For Receiver Alignment • Band Edge Markers
- Frequency Markers For Oscilloscopes • Quick-Change Plug-In Oscillators • Accessory Cases




HIGH FREQUENCY (20 mc – 160 mc)

Five transistor oscillators covering 20 mc - 160 mc. Standard 77°F calibration tolerance $\pm .0025\%$. The frequency tolerance is $\pm .0035\%$. Oscillator output is .2 volts (min) across 51 ohms. Power requirement: 9 vdc @ 10 ma. max.

OSCILLATOR TYPE	OSCILLATOR RANGE	CRYSTAL TYPE	TEMPERATURE TOL. -40°F TO 150°F	OSCILLATOR (LESS CRYSTAL) PRICE	CRYSTAL FREQUENCY	CRYSTAL PRICE
OT-24	20-40 mc	CY-7T	$\pm .0035\%$	\$ 9.10	20-60 mc	\$ 6.90
OT-46	40-60 mc	CY-7T	$\pm .0035\%$	9.10	60-100 mc	12.00
OT-61	60-100 mc	CY-7T	$\pm .0035\%$	15.00	101-140 mc	15.00
OT-140	100-140 mc	CY-7T	$\pm .0035\%$	15.00	141-160 mc	18.00
OT-160	110-160 mc	CY-7T	$\pm .0035\%$	15.00		



18 NORTH LEE OKLAHOMA CITY, OKLA.



LOW FREQUENCY (70 kc – 20,000 kc)

Four transistor oscillators covering 70 kc - 20,000 kc. Trimmer capacitor for zeroing crystal. When oscillator is ordered with crystal the standard will be $\pm .0025\%$. Oscillator output is 1 volt (min) across 470 ohms. Power requirement: 9 vdc @ 10 ma. max.

OSCILLATOR TYPE	OSCILLATOR RANGE	CRYSTAL TYPE	TEMPERATURE TOL. -40°F TO + 150°F	OSCILLATOR (LESS CRYSTAL) PRICE	CRYSTAL FREQUENCY	CRYSTAL PRICE
OT-1	70-200 kc	CY-13T	$\pm .015\%$	\$7.00	70-99 kc	\$22.50
OT-2	200-5,000 kc	CY-6T	200-600kc $\pm .01\%$ 600-5,000kc $\pm .0035\%$	7.00	100-200 kc	15.00
					200-499 kc	12.50
					500-849 kc	22.50
OT-3	2,000-12,000 kc	CY-6T	$\pm .0035\%$	7.00	850-999 kc	15.00
					1,000-1,499 kc	9.80
					1,500-2,999 kc	6.90
OT-4	10,000-20,000 kc	CY-6T	$\pm .0035\%$	7.00	3,000-10,999 kc	4.90
					11,000-20,000 kc	6.90



FOT-20



FOT-10



- FOT-20 For high accuracy calibration requirements. Includes battery and output jack, output meter circuit and battery check, as well as thermistor temperature measuring circuit. \$87.50
- FOT-10 Basic case with battery and output jack for general wider tolerance applications. \$14.50
- MT-1 Oscillator board mounting kit. \$4.95

Order direct from International Crystal Mfg. Co.

CIRCLE NO. 13 ON READER SERVICE PAGE



POP'tronics Bookshelf

SPACE COMMUNICATIONS

by Stanley Leinwoll

This book is a "space age" summary of what has happened in the field of satellite communications. The author—a regular contributor to POPULAR ELECTRONICS on propagation subjects—reviews the contribution each satellite program has made; outlines just where we stand today, and what satellites are now in orbit or likely to be launched; and makes a prognosis as to future communications systems. The text flows easily, is nonmathematical, and provides generally concise word pictures of a

difficult subject. Project Oscar (operated by radio amateurs) is given feature treatment, but practically all mention of the Soviet satellites has been omitted.

Published by John F. Rider Publisher, Inc., 850 Third Ave., New York 22, N.Y. 166 pages. Soft cover. \$3.95.



ELECTRONICS DATA HANDBOOK

by Martin Clifford

The almost unbelievable number and variety of formulas, specifications, symbols, and terms that plague the field of electronics have—at last—been encapsulated in one volume. The task of finding a necessary piece of information has been simplified by the very logical arrangement of the *Data Handbook*. Starting with d.c., the *Handbook* devotes separate information-packed chapters to a.c., vacuum tubes, transistors, antennas, measurements, and miscellaneous tables.

Published by Gernsback Library, Inc., 154 West 14 St., New York, N.Y. 10011. 160 pages. With soft cover, \$2.95. With cloth binding, \$4.60.

(Continued on page 32)

"Believe it or not,
 I make over 90% of
 my broadcast tapes
 on the same Norelco
 model designed for
 your home,"
 says Skip Weshner

"My tapes have to meet the broadcast standards of the leading FM stations around the country. My Norelco '401' gives me tapes that not only meet or exceed these standards, but on playback on the '401' I defy any listener to tell the difference between my live broadcasts and my taped ones!

"As to reliability, my Norelco has been on the firing line five nights a week, month after month, year after year, and has required less maintenance than any other recorder I've ever used.


"Although the '401' was designed for the operating convenience and for the pocketbook of the home user, in my book it has proved itself as a thoroughly professional recording instrument."

The Norelco Continental '401' 100% transistorized
• 4-speed • 4-track stereo/mono, record/playback
• completely self-contained with dual preamps,
dual power amplifiers, matched speakers and
stereo dynamic microphone . . . See it at your
hi-fi dealer's—or write to Dept. R-11, North American


Phillips Company, Inc.,
High Fidelity Products
Div., 100 East 42nd Street,
New York, N. Y. 10017



Norelco



On the 1st day of Christmas my true love gave to me a POLY-COMM "N-4" and "N-8" and kissed me under the tree:




The 2nd day of Christmas my true love gave to me a POLY-COMM "PRO". I have to say, I love her so!



The 3rd day of Christmas my true love gave to me a POLY-COMM "TWENTY-THREE". How happy could I be!




The 4th day of Christmas my true love gave to me a POLY-COMM "SR. 23" with selective listening. Yippee!




The 5th day of Christmas my true love gave to me a POLY-COMM "6" meter transceiver. Just can't beat her!



The 6th day of Christmas my true love gave to me a POLY-COMM "2" meter transceiver. Want to meet her?



The 7th day of Christmas my true love gave to me a POLY-COMM "120" 1 watt walkie-talkie to talk to me.



The 8th day of Christmas my true love gave to me a real big thrill. She gave me a great big bill.

Give POLY-COMM — a gift he'll gladly pay for!

88 CLINTON ROAD, WEST CALDWELL, NEW JERSEY 07007 TEL: (AREA 201) 228-2400



CIRCLE NO. 25 ON READER SERVICE PAGE

**MORE CB'ERS ARE
MOVING UP TO...**



TRAM
CITIZENS BAND RADIO

Because only TRAM gives them the performance, the quality, the guaranteed reliability that they need from their CB equipment.

Right from the start TRAM is designed with just one thing in mind—Top Performance. Performance that lets you receive even faint signals clearly. Performance that keeps your set operating at your desk or mobile, not sitting in a repair shop.

Check it out yourself—fill out the coupon below and we'll send you complete information and specifications on TRAM CB equipment. Compare and we feel sure you'll choose the best, you'll choose TRAM.

Please send by return mail at no obligation, detailed information and specifications on TRAM Citizens Band equipment.

Name _____
Street _____
City _____ State _____

TRAM ELECTRONICS
INCORPORATED

P.O. BOX 187, DEPT. P II WINNISQUAM, N.H., 03289

Bookshelf

(Continued from page 30)

ENCYCLOPEDIA OF HIGH FIDELITY (Six Volumes)

John Borwick, General Editor

Readers of that notable British publication, *Hi-Fi News*, will recognize the name of the editor who painstakingly assembled this encyclopedia. It is an important work that summarizes the present knowledge of hi-fi/stereo from a European vantage point. Each of the six volumes is based on a manuscript written by an authority on either amplifiers, acoustics, disc reproduction, radio reception, tape recording, or loudspeakers. This convenient separation of subject matter is an attractive idea and, since individual volumes may be purchased, the reader can select those topics of maximum interest. The material in these volumes has a high technical level, is very comprehensive, and is generally of such quality that these books should be on the shelves of design engineers, advanced audio technicians, and possibly service shops repairing European equipment. Although the art of electronics as practiced in Europe and America is growing closer and closer as years go by, your reviewer must candidly admit that the British authorship is a distinct drawback in this case. Cited equipment is rare or totally unknown to most hi-fi enthusiasts in the U.S.A. Since much of each volume is devoted to discussing the features of excellent equipment that we can neither see nor operate, the encyclopedia has a number of limitations from our standpoint. To use a colloquialism, it's a crying shame.

Published by The Focal Press. Distributed in the United States by Pitman Publishing Corp., 20 East 46 St., New York, N.Y. 10017. Six hard-cover volumes. About 1500 pages total. \$49 per set; \$9.50 per volume.



ELECTRONIC NAVIGATION MADE EASY

by John D. Lenk

If you want to demonstrate your prowess as a sea-going electronic genius the next time that snooty friend takes you aboard his 30-foot cruiser, read this latest book from the typewriter of John Lenk. Although labeled "electronic," this book is really a discussion of just about everything you would want to know concerning navigation. As a reference

(Continued on page 38)

EVERYTHING YOU NEED TO KNOW
ABOUT TAPE RECORDING

PRICE \$1.00
\$1.25 OUTSIDE U.S.A.

HiFi/Stereo Review's

1965 TAPE RECORDER ANNUAL

HOW TO CHOOSE A RECORDER • TIPS ON
MAKING BETTER TAPES • SELECTING THE
RIGHT RECORDING TAPE • HOW TO EDIT
TAPE • RECORDING LIVE STEREO IN THE
HOME • COPYING RECORDS ONTO TAPE •
THE TRUTH ABOUT BARGAIN TAPE • HOW
TO BUY A MICROPHONE • SOUND EFFECTS

PLUS A COMPLETE
OF STEREO TAPE

*First Time
Ever Published
by the Editors of
HiFi/Stereo Review*

Know-it-all.

It's easy to be an authority on tape when you have a copy of *HiFi/Stereo Review's 1965 TAPE RECORDER ANNUAL* handy.

Look at the photo above. The special articles listed on the cover of this 132-page factbook are just a few of the **23 complete features!** You get expert tips by the dozens, on equipment—making better tapes—editing—copying—sound—on **everything** you need to know about tape recording. Plus...

... a complete directory of stereo tape recorders! Over 100 photos—complete data on 230 models from thirty-three different manufacturers! All the model numbers, specifications, dimensions and prices! All the important information you need to compare the latest tape recorders, and select the finest one in your price range.

Published for the first time (by the editors of *HiFi/Stereo Review*), the **1965 TAPE RECORDER ANNUAL** is an indispensable guide for everyone who

November, 1964

wants better performance and greater versatility from his tape recorder. If you fit this description...

**SEND JUST \$1 NOW FOR YOUR COPY
of the 1965 TAPE RECORDER ANNUAL**

FILL IN AND MAIL THIS COUPON TODAY!

Ziff-Davis Service Division • Dept. TR
589 Broadway • New York, N.Y. 10012

Please send me a copy of the 1965 TAPE RECORDER ANNUAL. My dollar (plus 15¢ for shipping and handling; 25¢ outside U.S.A.) is enclosed.

name _____ please print _____

address _____

city _____ state _____ zip code _____ PC-114

EVERYTHING YOU NEED TO KNOW
ABOUT TAPE RECORDING

PRICE \$1.00
\$1.25 OUTSIDE U.S.A.

HiFi/Stereo Review's

1965 TAPE RECORDER ANNUAL

HOW TO CHOOSE / REPAIR • TIPS ON
MAKING BETTER TAPES • SELECTING THE
BEST RECORDING TAPE • HOW TO EDIT
TAPES • RECORDING LIVE STEREO IN THE
HOME • COPYING RECORDS ONTO TAPE •
THE TRUTH ABOUT BARGAIN TAPE • HOW
TO BUY A MICROPHONE • SOUND EFFECTS

PLUS A COMPLETE
OF STEREO TAPE

*First Time
Ever Published
by the Editors of
HiFi/Stereo Review*

Know-it-all.

It's easy to be an authority on tape when you have a copy of *HiFi/Stereo Review's 1965 TAPE RECORDER ANNUAL* handy.

Look at the photo above. The special articles listed on the cover of this 132-page factbook are just a few of the **23 complete features!** You get expert tips by the dozens, on equipment—making better tapes—editing—copying—sound—on everything you need to know about tape recording. Plus...

...a complete directory of stereo tape recorders! Over 100 photos—complete data on 230 models from thirty-three different manufacturers! All the model numbers, specifications, dimensions and prices! All the important information you need to compare the latest tape recorders, and select the finest one in your price range.

Published for the first time (by the editors of *HiFi/Stereo Review*), the **1965 TAPE RECORDER ANNUAL** is an indispensable guide for everyone who

November, 1964

wants better performance and greater versatility from his tape recorder. If you fit this description...

**SEND JUST \$1 NOW FOR YOUR COPY
of the 1965 TAPE RECORDER ANNUAL**

FILL IN AND MAIL THIS COUPON TODAY!

Ziff-Davis Service Division • Dept. TR
589 Broadway • New York, N.Y. 10012

Please send me a copy of the 1965 TAPE RECORDER ANNUAL. My dollar (plus 15¢ for shipping and handling; 25¢ outside U.S.A.) is enclosed.

name please print

address

city state zip code PE-114

**No matter what job you have today
CIE can help you move ahead
...fast!**



It's a fact. The men holding down high-paying, challenging jobs in electronics have one thing in common . . . they *know* practical electronic theory. And now . . . thanks to Cleveland Institute of Electronics . . . you can join this select group of successful men. First, find "you" in the picture. Second, read about the CIE Program that matches your present occupation. Third, fill out the postage-paid reply card and drop it in the nearest mail box. You'll soon see why modern, effective CIE Home Study has helped thousands move ahead in electronics . . . can do the same for you. But act now. The demand will never be greater for ambitious men who *prepare* themselves for the top jobs in electronics.

① Radio-TV Servicemen: Boost your business fast. Get your Commercial FCC License and service mobile radios used by police and fire departments, taxi and truck fleets . . . also maintain marine electronics, broadcast station equipment, CB, etc. CIE's First Class FCC License program is the quick risk-free way to prepare for the tough FCC exam. Switching to a job in industry? With our comprehensive Electronics Technology program under your belt . . . you're a cinch to get just the one you want.

② "Ham" Operators: Turn that hobby into a profitable profession. Prepare for a rewarding job at one of the country's 5,000 Commercial Radio and TV stations. CIE's Broadcast Engineering program will teach you how to select, use, maintain all types of Radio and TV station broadcasting equipment; also prepares you for the First Class FCC License.

③ Communications Specialists: Want a top job with a telephone company, a railroad, a pipeline company or any firm with a big stake in communications? CIE's Electronic Communications program will change that wish to reality. Covers mobile radio, microwave; carrier telephony, too, if you want it. Gets you a Second Class FCC Ticket.

④ Military Electronic Specialists: Staying in . . . or getting out, CIE's Electronics Technology program will help nail down your next promotion . . . or land that first high-paying job in civilian life. You'll learn new electronic principles . . . know how to apply them for troubleshooting all types of electronic equipment.

⑤ Electricians: Electronics is here to stay! CIE's Industrial Electronics and Automation program takes the mystery out of "exotic" new industrial control systems, electronic heating and welding, servomechanisms, solid state devices, ultrasonics, X-ray . . . has everything you need to understand your new electronic equipment.

⑥ Ambitious Men . . . anywhere: Electronics is the world's fastest-growing industry . . . a 17 billion dollar business that's grown 400% in the last 10 years. Right now there are thousands of good steady jobs just waiting for trained men. CIE's Electronics Technology program provides

complete understanding of electronics theory and fundamentals . . . prepares you for the First Class Commercial FCC License. Whether you're in Electronics now . . . or just thinking about changing to this exciting career field; whether you work in industry, business, government, or the military . . . this is the program for you.

CLEVELAND INSTITUTE HOME STUDY IS FAST, ECONOMICAL, EFFECTIVE. HERE'S WHY:

Modern up-to-date material . . . including three exciting new subjects. Every day . . . the Electronics Industry sees new developments in equipment, design methods, application techniques. CIE lesson material keeps pace. For example . . . our new Trouble-shooting lessons give you a fast, systematic method of locating faults on *any* electronic equipment. New lesson material on Transistors covers this vital subject clearly, concisely . . . shows how they work, where and how you use them. And a new Micro-miniaturization lesson describes all types of micro components . . . explains such critical subjects as integrated circuits and microwatt electronics. It's the kind of knowledge you want—the kind of knowledge you'll use!

An FCC license . . . or your money back. All CIE Programs (except Industrial Electronics and Advanced Engineering) are backed by our famous Commercial FCC License Warranty: "*If you fail the FCC exam for the License specified after completing your program . . . all tuition will be refunded.*" Compare this to any other FCC License offer. You'll see it's about as close to a sure thing as you'll ever find!

"Check-point" programmed learning . . . plus FCC Progress Reviews. CIE Home Study works! You learn at *your* best learning speed. All material comes in small, easy-to-understand segments . . . is "locked-in" by examples, diagrams, explanations. You learn thoroughly . . . and remember what you learn! And FCC Licensing Programs include special Progress Reviews covering hundreds of questions and answers just like those on the FCC License Exam.

Free nationwide job placement service . . . for life, for every CIE graduate. Every 60 days . . . while you're a student and after graduation CIE will send you an up-to-date list of many high-paying job opportunities with top companies across the country. We'll also provide you with 200 professionally-prepared resumes to help you land the job you want!

Thirty years of experience . . . highly qualified instructors . . . accredited. Since 1934, Electronics home study has been Cleveland Institute's *only* business. Our instructors are experts in electronics and are currently training some 15,500 students. We are accredited by the Accrediting Commission of the National Home Study Council. This Commission has been approved by the U. S. Office of Education as a "nationally recognized accrediting agency" under the terms of Public Laws 82-550 and 85-864.

Now is the time
to make your move in Electronics

Mail Reply Card Today



Cleveland Institute of Electronics

Dept. PE-23

1776 East 17th Street

Cleveland, Ohio 44114

Bookshelf

(Continued from page 32)

source on exactly how the Consolan system operates, the book has already proved its worth at the offices of POPULAR ELECTRONICS. It has a question and answer section, and a valuable set of appendices, including a handy glossary. In the usual Lenk style, it is well-written and thoroughly illustrated.

Published by John F. Rider Publisher, Inc., 850 Third Ave., New York 22, N. Y. Soft cover. 176 pages. \$3.95.

Free Literature

Up 94 pages over last year, the new 1965 Lafayette catalog contains 516 pages and covers "everything in electronics" for home, industry and laboratory. The equipment of all major manufacturers is featured—stereo hi-fi, CB, ham, test equipment, etc. Write to Lafayette Radio Electronics Corp., P.O. Box 10, Dept. PR, Syosset, L.I., N.Y. 11791 for your free copy . . . A "Condensed Glossary of Electronics Terminology" is now available from the International Resistance Company, 401 N. Broad St., Philadelphia, Pa. 19108. Some 133 terms used in the

electronics field are listed and defined in its 16 pages . . . The Sherwood "Information Kit" includes the second edition of *An Introduction to Hi-Fi and Stereo* (64 pages) published by the Institute of High Fidelity, a *Photo File* of music systems, an *FM & FM Stereo Station Finder*, and a *Time-Saver Shopping Guide*. Available free of charge at Sherwood dealers, the "Information Kit" can also be obtained by sending 25 cents in coin direct to Sherwood Electronic Laboratories, Inc., 4300 N. California Ave., Chicago, Ill. 60618.

Expanded lines of transistorized hi-fi components highlight Allied Radio's new 1965 catalog. Thousands of electronics items produced by hundreds of manufacturers are covered in addition to more than 100 Knight-Kits. This 490-page catalog, No. 240, is available free on request from Allied Radio Corp., 100 N. Western Ave., Chicago, Ill. 60680 . . . The 1965 Heathkit catalog illustrates over 250 easy-to-assemble electronic kits. Its 108 pages are said to boast a kit for every interest, every budget—new kits have been added in many categories. A postcard with your name and address on it sent to the Heath Company, Benton Harbor, Mich. 49023, is all that's needed to get a copy.

-50-

NEW!... AND READY FOR ACTION! By PEARCE-SIMPSON—THE LEADER!

GUARDIAN 23

TWO-WAY RADIO

\$299⁵⁰

23 CHANNELS—FEATURING PEARCE-SIMPSON'S EXCLUSIVE **HETROSYNC®** CIRCUITRY FOR OUTSTANDING STABILITY AND MAXIMUM PROTECTION AGAINST SPURIOUS SIGNALS.



OUTSTANDING FEATURES:

23 channel frequency selection with exclusive HetroSync® circuit • Dual conversion superhet receiver with low-noise Nuvistor front end • Superior squelch circuit • Illuminated "S" meter, channel selector and modulation indicator • Easily provides full 5 watt legal input while operating at 50% of its full load capacity, insuring long component life and tremendous power reserve for overload protection



THE "COMPANION II" \$189.50



THE "ESCORT" \$229.95

NEW ACCESSORIES



"S" METER \$10.95



REMOTE SPEAKER \$11.95

SEE YOUR P-S DEALER!

Pearce-Simpson, Inc. PE-11
2295 N.W. 14th St. • Miami, Florida 33125
Please send me full details on the new
 "GUARDIAN 23" "COMPANION II" "ESCORT"
 "S" METER REMOTE SPEAKER

Name

Address

City State



PEARCE-SIMPSON, INC.
MIAMI, FLORIDA

CIRCLE NO. 23 ON READER SERVICE PAGE



*new "stati-lite"
noise reducer!*

Drastically reduces receiver noise by continuous dissipation of static discharge. Exclusive orbital design — no pointed ends to create sparking.

Antenna Specialists

NEW Model M-117
omni-directional

proudly present...

SUPER MAGNUM

citizens band base station antenna

*far more
rugged construction!*

Over twice the contact area at telescope joints (no swaging!) — far stronger. Heavier-gauge seamless tubing than any other brand. Screws on both sides for firm electrical connection.

that gives you at least
10% MORE TRUE GAIN

than any other omni-directional CB base antenna made!

Unprecedented 3.75 db. true omni-directional gain... minimum of 6 db. signal-to-noise improvement... verified in comparative antenna farm and laboratory measurements!

*super "Power-Play"
transformer!*

Super-heavy coil permanently encased in water-proof, rugged plastic housing. Forward power measurement: full five watts. VSWR: a fabulous 1.17—best by far. Heavier mounting hardware takes masts up to 1½"!

*full ½-wave "solid state" radials
for maximum RF decoupling!*

We simply mean solid aluminum, 108" radials (four of 'em!) for maximum RF decoupling of radiator, easiest installation — and greatest load bearing.

TURN YOUR MAGNUM INTO A
SUPER MAGNUM IN 15 MINUTES —
GET 3.75 TRUE DB. GAIN! MODEL M-118



Complete conversion kit contains four 108" radials; "Stati-lite" Noise Reducer and all hardware.

Stripes of Quality!

the antenna specialists co.

12435 Euclid Ave., Cleveland, Ohio 44106 • Export Div. 64-14 Woodside Ave., Woodside 77, N. Y.


CIRCLE NO. 2 ON READER SERVICE PAGE

EICO BEST VALUES IN KITS and wired equipment




3566 SOLID STATE FM MPX AUTOMATIC STEREO TUNER/AMPLIFIER.

Finest all-transistor kit value, equal to \$500-600 class instruments. Kit comes with pre-wired and prealigned RF, IF & MPX circuit boards plus transistor sockets. Outstanding 2 UV IHF sensitivity, automatic FM stereo-mono switching, muting, 40 db FM stereo separation. Total 66 watts IHF music power. **only \$229.95 semi-kit** (recommended to beginners!); optional walnut cabinet \$14.95—also **\$349.95 factory wired** including cabinet.



RP 100 SOLID STATE 4-TRACK STEREO TAPE DECK

Top professional quality—independent record and play—transistor electronics—used by industry in computer and communications systems • 3-motor drive including hysteresis synchronous capstan motor • 3 high-performance heads • **Kit only \$299.95. Wired \$490.**



2536 FM MPX STEREO TUNER/AMPLIFIER

Superb FM stereo-MPX tuner, plus a 36-watt stereo amplifier. "In tuning ease, general handling, and sound quality... leaves little to be desired." HIRCH-HOUCK LABS in ELECTRONICS WORLD. **Kit only \$154.95. Wired \$209.95.**



ST 70-WATT INTEGRATED STEREO AMPLIFIER

Best buy of highest ranked stereo amplifiers, according to independent testing. **Kit \$99.95. Wired \$149.95.** **ST40 40-WATT INTEGRATED STEREO AMPLIFIER.** **Kit \$79.95. Wired \$129.95.**

HF-90A FM TUNER.

Prewired and aligned FM, front end. Most popular FM tuner kit ever made: "Without question an extraordinary value." American Record Guide. **Kit \$44.95. Wired \$69.95.**



HF-12A 12-WATT MONO AMPLIFIER.

18 watts IHF power. "Packs a bigger wallop than is apparent from the specifications." POPULAR ELECTRONICS. **Kit \$39.95. Wired \$59.95.**



435 DC WIDEBAND 3" SCOPE

Sensational performance in a compact 15-lb. package. Flat-face 3-inch CRT with V and H trace expansion. Flat from DC to 4.5 Mc/s, useful to above 10 Mc/s. Zener diode calibrator. Equal to scopes costing many times more. **Kit only \$99.95. Wired \$149.95.**


324 RF Signal Generator

Covers 150 Kc/s to 435 Mc/± 1.5% frequency accuracy. Internal 0-50% 400-cycle modulation. **Kit \$28.95. Wired \$39.95.**



232 PEAK-TO-PEAK VTVM

For color and B&W TV servicing, experimenters and laboratories. 7 non-skip ranges on every function. Measures AC peak-to-peak and RMS as well as DC. Response 30 Cp/s to 3 Mc/s with HVP probe. **Kit \$29.95. Wired \$49.95.**



369 SWEEP/POST INJECTION MARKER GENERATOR

For the "pro" service engineer, experimenters and laboratories. For aligning TV, FM and communications receivers. Sweeps cover 3-220 Mc/s. Markers cover 2-225 Mc/s. **Kit \$89.95. Wired \$139.95.**

667 TUBE/TRANSISTOR TESTER

Dynamic conductance tube tester • 14 combinations of 3 plate and 3 screen voltages and 3 ranges of grid voltage • Interelement ohms. Checks all new tube types • Two step transistor test • **Kit \$79.95, wired \$129.95.** Model 628 Emission tube tester • Checks all new tube types • **Kit \$44.95, wired \$59.95.** Model CRU—adapts 667 or 628 for testing B&W & Color TV picture tubes. **Wired \$9.95.**




EICO EICO Electronic Instrument Co., Inc.
131-01 39th Avenue, Flushing, N.Y. 11352

Send new 1965 catalog featuring more than 230 EICO Products.

Name _____

Address _____

City _____ Zone _____ State _____



PE-11

CIRCLE NO. 9 ON READER SERVICE PAGE


AN EASILY BUILT FM-TV BOOSTER

New low-cost single-transistor circuit can triple strength of all FM and VHF TV signals

By LOUIS E. GARNER, Jr.

IF THE IMAGE on the screen of your TV set lacks contrast or is "snowy" on one or two channels, or if your FM receiver doesn't "pull in" as many stations as it should, this low-cost booster may be all you'll need to clear up your reception problems. It's a broadband r.f. amplifier, providing from 9 to 20 db gain over both VHF TV bands as well as the FM broadcast band. It is designed to operate with standard 300-ohm twin-lead lines.

You don't have to be an electronics whiz to build the booster, nor must you own a bench full of advanced electronics



COVER STORY

AN EASILY BUILT FM-TV BOOSTER

New low-cost single-transistor circuit can triple strength of all FM and VHF TV signals

By LOUIS E. GARNER, Jr.

IF THE IMAGE on the screen of your TV set lacks contrast or is "snowy" on one or two channels, or if your FM receiver doesn't "pull in" as many stations as it should, this low-cost booster may be all you'll need to clear up your reception problems. It's a broadband r.f. amplifier, providing from 9 to 20 db gain over both VHF TV bands as well as the FM broadcast band. It is designed to operate with standard 300-ohm twin-lead lines.

You don't have to be an electronics whiz to build the booster, nor must you own a bench full of advanced electronics



COVER STORY

BOOSTER

test equipment. The use of an etched circuit board insures proper layout and parts placement, permitting the booster to be assembled using a standard soldering iron (or gun) and ordinary hand tools. No alignment or special circuit adjustments have to be made when the wiring is completed, eliminating the need for a signal generator, VTVM, frequency meter, or similar instrument to place the booster in operation.


Based on a circuit developed by Motorola Semiconductor Products, Inc., the design features a new 2N3283 germanium transistor. This transistor is a *pn*p unit of the epitaxial mesa diffused-base type (see "Transistors—Types and Techniques," which appeared in the November, 1962, POPULAR ELECTRONICS), with a maximum frequency of oscillation of 2000 mc. Its noise figure is only 5 db at 200 mc.

Construction. Except for the balun coils, *T1* and *T2*, and the UHF transistor, *Q1*, all the components are readily available through most local and mail order parts distributors. The transistor can be obtained from any franchised Motorola Semiconductor dealer,* while the coils are replacement antenna coils for late model RCA TV tuners.


A small— $2\frac{3}{8}$ " x 4"—etched circuit board serves as a "chassis" for the circuit. At the high frequencies involved, the layout of the board is critical. The board can be obtained for \$2 from DEMCO, Box 16041, 430 Redcliff Drive, San Antonio, Texas 78216.**

The raw materials needed to make up the circuit board are furnished in the "Printed Circuit Kits" offered by most electronics parts distributors. If you're a typical hobbyist or experimenter, however, chances are you'll already have the materials on hand.

Use a standard-weight phenolic board, copper clad on one side. After cleaning the copper and scouring with a moderately abrasive household cleanser, apply the pattern. Asphalt-based ink, fingernail

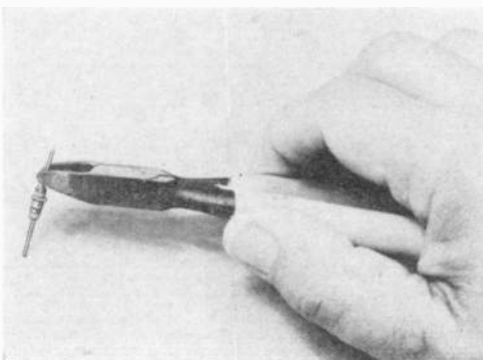


A special printed circuit board was developed for this project. Because of the high frequencies that are involved, its use is recommended.



This board was dip-soldered for prototype testing; the builder should use regular soldering techniques. Note how the lead from *C3* is bent and soldered to the copper foil.

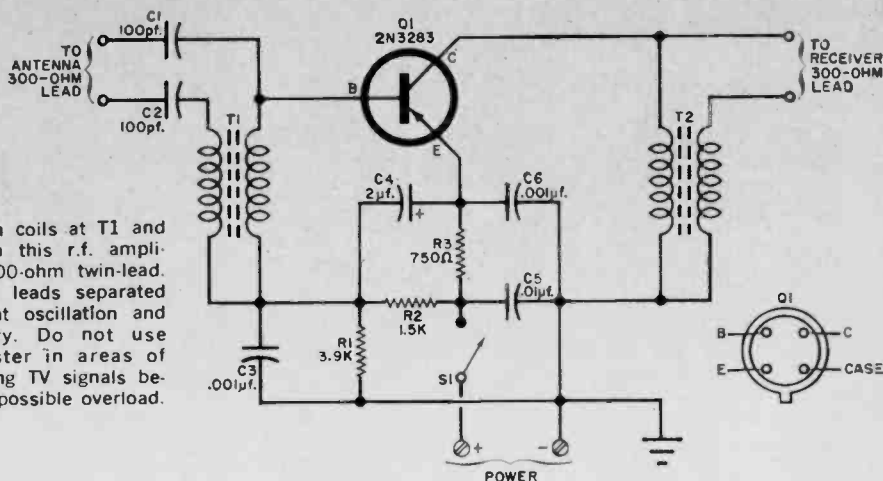
Capacitors *C3* and *C6* are special miniature coaxials with the ground side connected to a flange around the body. Clip off one lead of each capacitor and bend the other lead after passing the body through the board.



*Do not substitute for the 2N3283 transistor. Write to POPULAR ELECTRONICS if you are unable to obtain this transistor locally.

**The board plus coils and transistor are also available for \$6, or board and coils for \$4 from the same address.

The balun coils at T1 and T2 match this r.f. amplifier to 300-ohm twin-lead. Keep the leads separated to prevent oscillation and instability. Do not use the booster in areas of very strong TV signals because of possible overload.



PARTS LIST

C1, C2—100-pf. tubular ceramic capacitor
 C3, C6—0.001-µf. feedthrough capacitor (Centralab Type MFT)
 C4—2-µf., 12-volt miniature electrolytic capacitor
 C5—0.01-µf. disc ceramic capacitor
 Q1—2N3283 UHF pnp transistor (Motorola)
 R1—3900-ohm, ½-watt resistor
 R2—1500-ohm, ½-watt resistor
 R3—750-ohm, ½-watt resistor

S1—S.p.s.t. slide switch
 T1, T2—Ferrite-core 300-ohm balun coil—see text and bottom footnote, page 42
 1—Etched circuit board—see text
 1—Two-terminal screw-type terminal strip
 1—5¼" x 3" x 2½" aluminum case
 3—Standoff spacers, about 1" high
 Misc.—Machine screws, nuts, wire, solder

polish, lacquer, resist tape, or any similar resist will do the job. Etch carefully using a standard etchant solution, and check the board from time to time to prevent undercutting of the pattern. When the etching is finished, rinse the board thoroughly and remove the resist, cleaning the board with general-purpose solvent.

Except for switch S1 and the power supply leads, all components are mounted on top of the circuit board. When drilling the component mounting holes, use a small drill compatible with the parts leads. Use a #28 drill for the receiver and antenna terminals as well as for the four board mounting holes. Make sure that the board is adequately backed and apply minimum pressure when drilling to avoid cracking the phenolic.

Components are mounted using conventional etched-circuit wiring techniques. Taking care to observe C4's polarity and Q1's orientation (lead connections are shown in the schematic diagram), place each part in position and insert its leads through the proper mounting holes. Crimp the leads on the reverse (copper) side of the board and

solder with a small-tipped, hot, well-tinned iron. Complete each soldering operation as quickly as possible to avoid possible heat damage to components or the etched wiring. Use only rosin core solder. As each part is mounted, clip away excess leads with standard diagonal cutters.

Capacitors C3 and C6 are of the small feedthrough type. Used because of their low lead inductance, they are mounted through the copper side of the board. Before mounting, prepare each capacitor by clipping the feedthrough lead on one side and bending the other lead as shown at left. Finally, solder them in place by means of the center terminal ring.

Screw-type terminals are provided for the antenna and receiver leads. These are prepared as an integral part of the circuit board by soldering small 6-32 brass hex nuts in position directly on the etched wiring.

The booster is housed in a commercial 5¼" x 3" x 2½" aluminum box. Suitable cutouts are made for the 300-ohm transmission lines, as well as mounting holes for S1 and the power supply terminal strip. If you'd like a professional "fac-


BOOSTER

tory-built" appearance for the finished units, use a prefinished case (or enamel the case in your choice of colors) and apply appropriate decal labels.

With the case finished and the circuit board wired and checked, final assembly takes but a few minutes. Power switch *S1* and the power supply terminal strip are mounted on the case with standard machine screws and hex nuts. A ground lug should be mounted alongside the terminal strip and wired to its negative terminal. The circuit board itself is more or less centered in the case and mounted with long machine screws, standoff spacers, and hex nuts. Ordinary hookup wire is used to connect the board to *S1* and the terminal strip.

Installation. Although the booster can be installed almost anywhere, a little care during this step will result in superior performance. Connect the 300-ohm antenna transmission line to the *ANTENNA* terminals and a length of similar 300-ohm line between the *RECEIVER* terminals and the "antenna" terminals of the FM or TV receiver with which the booster is to be used. If desired, spade lugs can be attached to the ends of the transmission lines to simplify these connections.

Take care that the two transmission lines are kept well separated. Otherwise, coupling between the input and output circuits may occur which, due to *Q1*'s



The finished printed circuit board should look something like this. The cable is for battery power.

high gain, could result in booster oscillation.

In most cases, best results are obtained if the TV (or FM) antenna is aligned for maximum pickup of the weakest (or more distant) local stations. The booster, then, serves to strengthen these signals and, at the same time, to bring the stronger signals back "up to par."

Power Supply. The booster is designed for use with an external—rather than a built-in—d.c. power source, permitting the individual builder to follow his own inclinations in choosing a supply. A line-operated power supply can be employed, if available, a multicell battery, or a power pack made up of series-connected flashlight or penlight cells. With battery power, the booster can be used with the new portable transistorized receivers.

The original Motorola circuit was designed for operation on a 15-volt source. However, the author's model performed quite well on supplies furnishing from 9 to as high as 18 volts. If a single battery is preferred, a Burgess K10 15-volt battery can be used where space is at a premium, or a heavy-duty 12-volt lantern battery (typically, a Burgess TW2) if maximum operating life is desired. Finally, if flashlight cells are preferred, from six to ten such cells can be connected in series (for from 9 to 15 volts).

Battery life will depend on a number of factors, including the size of the battery (or cells) chosen, the number of hours of operation per day, temperature, and so on. Typically, however, a set of, say, ten size "D" flashlight cells should provide at least six months of operation, with the booster being used an average of four hours every day.

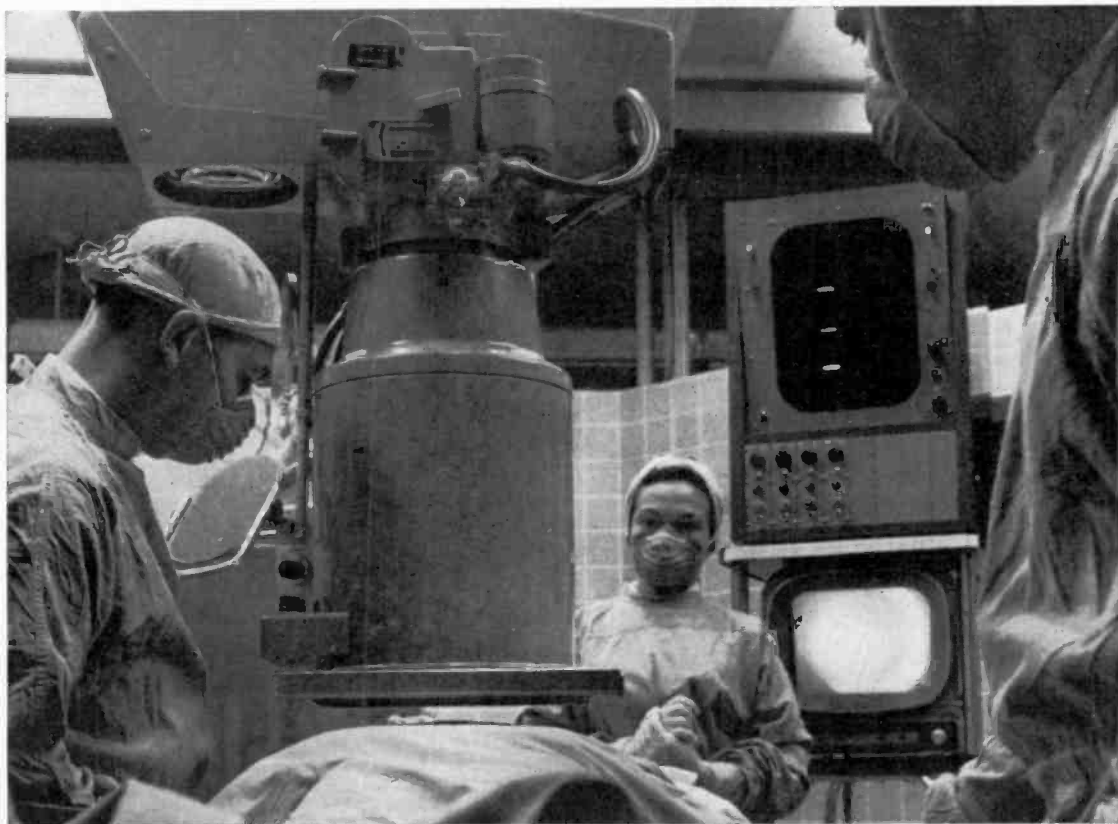
HOW IT WORKS

Transistor *Q1* is used in the common-emitter configuration as a broadband r.f. amplifier. Stabilized base bias applied to *Q1* through *T1*'s "secondary" winding is furnished by voltage-divider *R1-R2*, bypassed by *C3*, in conjunction with emitter resistor *R3*, bypassed by *C4* and *C6*. Accidental shorts of base bias by the antenna are prevented by coupling capacitors *C1* and *C2*. Ferrite-cored balun coils (*T1* and *T2*) serve as impedance-matching transformers, providing 300 ohms balanced-to-ground at the input and output circuits, respectively. Half of *T2*'s winding is used as *Q1*'s collector load. Finally, *C5* serves as a power supply bypass and switch *S1* as an on-off switch.

In operation, the antenna signal is coupled through *C1* and *C2* to *T1* and to *Q1*'s base-emitter circuit. The center connection of *T1* is effectively grounded for r.f. by *C3*. The amplified output signal is developed across *Q1*'s collector load, *T2*, and supplied (through a suitable transmission line) to the receiver. Broadband operation is achieved by careful circuit design and through the use of untuned balun coils (*T1* and *T2*) in the base and collector circuits.

SICK?

LET A COMPUTER DO THE DIAGNOSIS



*Digitals replacing
Doctors? Analogs
instead of Analysis?
Not yet—but soon*

By **SCOTT GIBSON**

November, 1964


HAVE YOU EVER SEEN a radiation counter that you climb into? A computer hooked up to a man's brain? An analog dog? A TV view of the inside of a beating human heart? Or a giant Van de Graaff generator bombarding a slowly rotating patient with X rays? Thyroid disease diagnosed by machine? Cancer detected by a Wheatstone bridge? These electronic wonders and many more are a daily reality at the University of Florida's J. Hillis Miller Health Center, one of the South-east's most modern medical research facilities.

In the Center's Department of Radiology, for example, Dr. Clyde Williams uses an IBM 709 digital computer to assist in the diagnosis of thyroid disorders. There is no direct, chemical measure of thyroid malfunction—the doctor must judge about 20 different symptoms that can occur in a multitude of

SICK?

LET A COMPUTER DO THE DIAGNOSIS

Patient lies on table under the Van de Graaff generator. The table and patient can be rotated continuously on an axis passing through his tumor so that surrounding healthy tissues receive a minimum exposure to harmful radiation while the tumor gets a maximum dose of X rays at same time.



patterns. Since thyroid disease is not too common, the average practitioner may see only five or ten cases a year, unavoidably limiting his diagnostic experience.

Dr. Williams has programmed his computer to compare each new case with the details of 1000 correctly diagnosed cases stored in the computer's memory. The machine then types out a statement of the mathematical probability that the symptoms are due to one of three kinds of thyroid disease—accuracy is about 96 per cent. The computer program has been made available to medical men in other parts of the country.

Dog-Gone Analog. Physiological processes may be described by complex mathematical relationships. Electrical processes in electronic circuits follow similar mathematical laws. It is possible, therefore, to draw an analogy between physiological processes and electrical processes. This situation enabled Dr. E. R. Garrett, Graduate Research Professor in the College of Pharmacy, to assemble his electronic analog dog.


The components of a transistorized analog computer are arranged so that they do the same mathematical things to a "dose" of input voltage that a dog's

physiological mechanisms do to a dose of drugs. Mathematical operations such as integration, summation, and multiplication are performed by various combinations of the analog computer's basic components: amplifiers, precision potentiometers, and capacitors.

Using this model of a living dog, Dr. Garrett is able to deal quickly and accurately with computations that are extremely cumbersome to solve by classical methods of analytical mathematics. Given data about the static condition of the animal—the amount of calcium remaining in the bloodstream 100 minutes after injection, for example—he is able to arrive at quantitative answers that reflect the dynamic functioning of the animal.

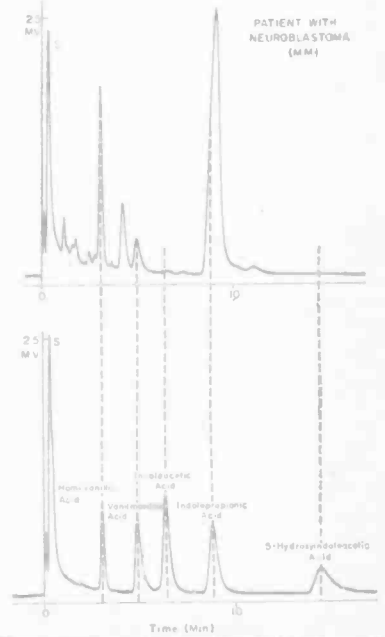
Dr. Garrett is especially interested in the distribution of drugs and now, thanks to the analog dog, he is able to predict "metabolic half life" or how long a drug will "hang around" in the body, foresee which tissues will be excessively saturated with the drug, and evaluate other drug effects. The end result will be better and safer drugs for humans.

Shooting a Tumor. Complex calculations necessary for determining dosages



This equipment constantly monitors blood pressure, heart beat and other physiological functions. Paper record of all data is kept by machine at left. Tape recorder also stores data.

Readout compares patient having neuroblastoma with healthy patient. This disease is a form of cancer that attacks children. Excretion is analyzed, results are recorded.



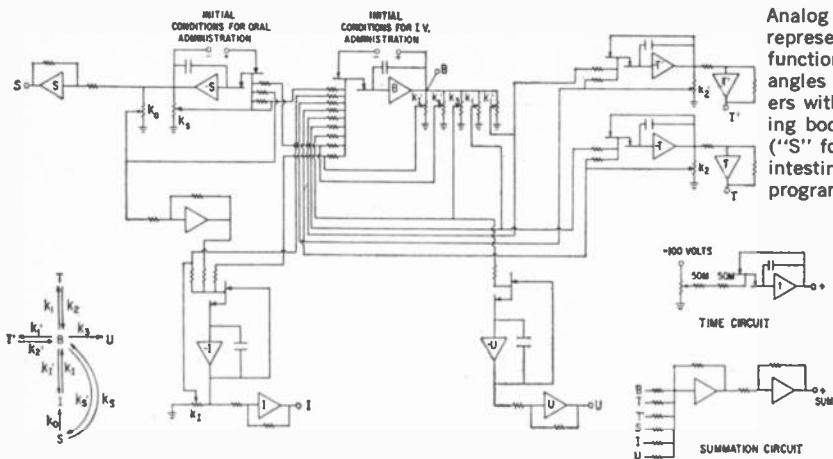
of another kind are now done by Dr. Walter Mauderli with an IBM 709 digital computer. Physicians often use X-ray beams to destroy cancerous tumors, but the beam also damages the healthy tissues it passes through on the way to the tumor. One solution is to shoot the beam into the tumor from a number of different outside points. Surrounding tissues then receive much less radiation while the tumor gets a full dose.

Hours of human calculation are required to estimate the radiation dosage in various areas even when only four or five external aiming points are used, but the computer rapidly calculates dosages even when hundreds of external aiming points are used. In fact, the patient sits in a chair (or lies on a table) which rotates on an imaginary vertical axis passing through the site of the malignancy as a huge Van de Graaff generator continuously fires X-ray beams at him! The physician monitors the treatment via closed-circuit television.


The computer has previously considered the tumor location and the patient's cross-sectional shape at the level of the tumor and produced a "map" showing what percentage of the total X-ray dose will be received in hundreds of points



Dr. Clyde Williams, Radiology Dept., and Mr. Kirkpatrick, mathematician, prepare thyroid program for IBM 709.



Analog computer program represents physiological functions of a dog. Triangles represent amplifiers with letters representing body part equivalents ("S" for stomach, "I" for intestine, etc.). Note that program is dog-shaped.



Dr. John B. Henry operates an electronic enzyme analyzer; the enzymes found in blood and other body fluids are essential to good cell functioning.

in the body. Since the X-ray beams always pass through the tumor, it gets a far higher dose than surrounding healthy tissues do.

Eyeing the Eye. Research in disease of the eye and nervous system is advancing with the help of a specially built computer. Dr. Richard M. Copenhaver, research ophthalmologist, working with Gilbert D. Beinbocker, a physicist, has developed a new means of testing human vision and diagnosing neurological disorders by recording electrical impulses in the brain. Previous visual testing has depended entirely upon a verbal report by the subject, impossible to obtain if the patient is in coma, anesthetized, or a young child.

A flash of light causes the eye's retina to generate a 5- to 10-microvolt electric pulse and send it to the visual centers of the brain. This pulse is picked up


and led off to the computer by two scalp electrodes. The computer applies mathematical autocorrelation techniques to extract these small signals from noise, which in this case consists of various pulses unrelated to the retinal pulse. Brain waves are a major noise component. The computer electronically inspects incoming data and decides if the critical pulse is present.

The major components of the computer consist of an a.c. preamplifier and several additional amplifiers which receive and amplify the incoming electrical activity about 50,000 times. A variable bandpass filter eliminates frequencies containing little information about the evoked response. An analog-to-digital converter digitalizes the neuro-electric activity, and a digital computer extracts by summation the small retinal pulses from the noise and signals the presence of the detected response.

This new technique for testing visual pathways can also give important clues to the location of severe brain damage as well as aid diagnosis of diseases unrelated to vision, such as traumatic brain injury and brain tumors.

Statistic Compiler. Not every computer in the Health Center does research. The accounting department's IBM 1401 machine records patient admissions, treatment, room number, doctor's name, medications and other ser-

(Continued on page 108)




Electronic Candles Dance and Glow

Ordinary incandescent bulbs become sparkling, flickering holiday decorations when they're powered by the Electronic Candlelighter

By **JEFF H. TAYLOR**

THERE'S NOTHING LIKE the warm glow of candlelight for festive occasions. Unfortunately, in modern times, the candle flame with its rhythmic, yet random, light has been largely replaced by the more intense, steady brilliance of incandescent bulbs. This article describes a method of reproducing the effect of candlelight, however, using ordinary electric light bulbs. And, unlike the candle, there's no smoke, melted wax, or fire hazards to contend with. You simply plug a lamp or string of decorative lights into the "Electronic Candlelighter," sit back, and enjoy the age-old effect of flickering, dancing candlelight.




Electronic Candles Dance and Glow

Ordinary incandescent bulbs become sparkling, flickering holiday decorations when they're powered by the Electronic Candlelighter


By JEFF H. TAYLOR

THERE'S NOTHING LIKE the warm glow of candlelight for festive occasions. Unfortunately, in modern times, the candle flame with its rhythmic, yet random, light has been largely replaced by the more intense, steady brilliance of incandescent bulbs. This article describes a method of reproducing the effect of candlelight, however, using ordinary electric light bulbs. And, unlike the candle, there's no smoke, melted wax, or fire hazards to contend with. You simply plug a lamp or string of decorative lights into the "Electronic Candlelighter," sit back, and enjoy the age-old effect of flickering, dancing candlelight.



The Candlelighter is built into a 3" x 4" x 5" aluminum box with a fuse and an output socket mounted on top panel for one lamp or a string of lights.

Component layout is shown in the photo below and those on the opposite page. Note R8 mounted to D4 and SCR1 by its leads; the exact value of this resistor depends on the load wattage, and can be estimated by using the table on page 51.



PARTS LIST

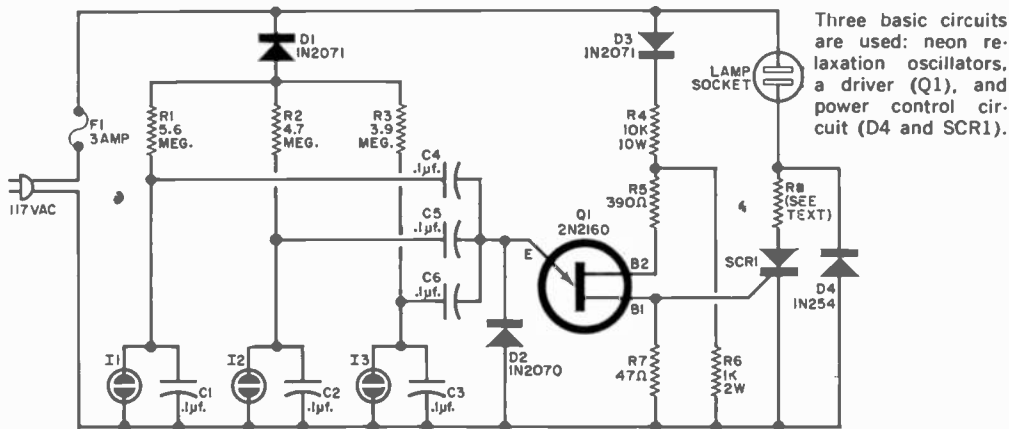
- C1-C6—0.1- μ f., 200-volt miniature paper capacitor
- D1, D3—1N2071 silicon rectifier (TI)
- D2—1N2070 silicon rectifier (TI)
- D4—1N254 silicon rectifier (TI)
- F1—3-amp 3AG fuse in panel-mounting holder
- I1, I2, I3—NE-2 neon bulb
- Q1—2N2160 unijunction transistor (TI)
- R1—5.6-megohm, $\frac{1}{2}$ -watt resistor
- R2—4.7-megohm, $\frac{1}{2}$ -watt resistor
- R3—3.9-megohm, $\frac{1}{2}$ -watt resistor
- R4—10,000-ohm, 10-watt resistor, $\pm 5\%$
- R5—390-ohm, $\frac{1}{2}$ -watt resistor
- R6—1000-ohm, 2-watt resistor
- R7—47-ohm, $\frac{1}{2}$ -watt resistor
- R8—See text
- SCR1—T140A2 silicon-controlled rectifier (TI)
- 1—3" x 4" x 5" aluminum box
- 1—2 $\frac{1}{4}$ " x 2 $\frac{1}{2}$ " piece of light aluminum
- 1—2 $\frac{1}{2}$ " x 4" piece of perforated phenolic board
- 1—Panel-mounting a.c. receptacle
- Misc.—Transistor socket, line cord and plug, press-in solder terminals, wire, solder, hardware, rubber grommet, decals, etc.

How It Works. The "Electronic Candlelighter" provides a half-cycle sine wave to the lamp(s) continuously, plus other random currents during the remaining half-cycle. These random signals are generated by three neon-bulb relaxation oscillators operating at three slightly different frequencies. The oscillators beat with each other and the 60-cycle line frequency to produce a flicker in the lamp which is plugged into the socket.

The unit has three basic circuits: the neon relaxation oscillators, the driver, and the power control circuit. The oscillators are capacitively coupled to the driver through C4, C5, and C6. These capacitors prevent oscillator interaction.


The neon lamp oscillators are supplied with a negative charging potential so that when they fire they produce the positive-going waveform necessary to forward-bias unijunction transistor Q1.

The driver circuit consists of the transistor (Q1) to which the oscillators are coupled. Base 2 of the unijunction is supplied with positive pulses through diode D3. The voltage on base 2 has a peak excursion of about 15 volts. The oscillator pulses at the emitter of Q1 which are in phase with the half-cycle positive pulses on base 2 produce pulses at base 1 which are coupled to the silicon-controlled rectifier, SCR1. Diode D2 provides d.c. restoration without loading the signal portion of the oscillator output.



Bend piece of light aluminum to form heat sink for D4 and SCR1; make sure they're not shorted to it.

Remaining parts are neatly laid out on a phenolic board which is mounted to box with small brackets.



How to Select Resistor R8

To determine the value of R8, use the table below. Choose the lamp wattage you want to use and read across for the approximate resistance value and wattage of the resistor that will give the best candlelight effect. Although no resistor is recommended for loads above 100 watts up to the unit's maximum rating of 300 watts, it may be desirable to use one in some cases, especially with strings of decorative bulbs. Optimum resistor values will range from 1 to 20 ohms at 20 watts.

Bulb Wattage	Resistance (ohms)	Power (watts)
7½	325	1
15	250	2
25	200	5
40	150	5
50	125	5
60	100	10
75	80	10
100	50	10

The power control circuit consists of a conventional rectifier (D4) which continuously provides half-cycle a.c. to a lamp load up to 300 watts, and the silicon-controlled rectifier (SCR1) which supplies the "flicker" pulses. A resistor selected to match the wattage of the load, R8, is placed between the anode of the silicon-controlled rectifier and the load to reduce the magnitude of the flicker, thereby producing a more realistic candle flame effect.

Building the Unit. As with the "Spook-in' Light" (a somewhat similar project published in the September, 1964, issue), it is imperative that none of the components in the "Electric Candlelighter" come in contact with the 3" x 4" x 5" aluminum box used as a cabinet, or the

aluminum heat sink on which *SCR1* and *D4* are mounted. Use a 2½" x 4" piece of Vectorbord and press-in solder terminals for mounting all of the other components, following the general layout shown in the photographs. The semiconductors are all Texas Instruments types, but equivalent units made by other manufacturers could be employed instead.

Due to the fact that NE-2's tend to be photosensitive, cover each one with black plastic tape before wiring them in place. Transistor *Q1* is mounted in a socket which is force-fitted into a hole drilled in the Vectorbord; the mounting board is attached to the front panel of the cabinet with two small angle brackets.

To make the heat sink, simply bend a 2¼" x 2½" piece of light aluminum to form a mounting bracket at one end (see photos). Drill mounting holes in the heat sink for *SCR1* and *D4*, and mount

them with mica insulating washers. As an additional safety measure, check with an ohmmeter to make sure there is no electrical contact between the diodes and the heat sink.

To complete the unit, mount the lamp socket, fuse holder, heat sink and circuit board to the front panel, and install the line cord through a hole lined with a rubber grommet.

Operation. Select *R8* by referring to the table on page 51. The resistance values are not critical; simply select one close to the recommended value. Remember to calculate the *total wattage* if the unit is to be used with a string of decorative lights rather than with a single bulb. Check the wiring carefully, then try the unit out in a dimly lit room.


For a festive or romantic atmosphere, there's nothing like electronic candlelight! —~~30~~

Handling Resistance Ignition Wire

THE resistance-type ignition wire with which new cars are being equipped does a good job of reducing radio noise, but it can cause considerable trouble when it wears out. The conductor is made by dipping linen thread into Aquadag (fine particles of graphite in water). The thread has a resistance of about 10,000 ohms per foot when dried. It is covered with insulation, and terminals are made with steel clips.

When resistance wire is in good condition, its resistance will not hamper ignition, and is no greater than that of ordinary ignition suppressors used to eliminate radio noise with ordinary metallic wire. With deterioration, however, a break can occur in the conducting path—in the thread itself or between the thread and one of the terminal clips—and resistance increases markedly. The car's performance and smoothness suffers. A spark jumps the break every time the associated plug fires, which further burns away the thread, widens the break, and finally causes the engine to miss.

Check the resistance of each wire with an ohmmeter during tune-ups to see if it



has increased. While at least one auto manufacturer recommends replacing any wire measuring more than 30,000 ohms, *any* increase in resistance is a sign of deterioration and may well warrant replacement of the wire. To prevent damage, handle the wires gently, avoid bending them, and pull them straight out from a plug or the distributor without wiggling them. Do not disconnect them more often than necessary.

Resistance wire can be replaced with ordinary ignition wire if noise suppressors are installed.—*Charles Erwin Cohn*

BROADCAST BAND DX-- Getting Started



By THOMAS R. HASKETT

Loaded with thousands of signals,
the BCB is a real DX challenge. Here are
techniques the "pros" use to log the rare ones

FROM the days of crystal sets and KDKA's first broadcasts, broadcast-band DX has fascinated many people. You need no special equipment to start. The kitchen table radio or the car radio will do at first, when late one night you try tuning off the local stations and hear Los Angeles or New Orleans direct. There are many distant stations you can hear, and each has a distinctive programming style—something you don't get from the networks or your own local stations. Short-wave listeners may brag about long-haul DX to Australia or India, but this is routine for the short-wave bands. By contrast, BCB stations make little or no attempt to reach beyond their regular listening areas, and your catches are the more valuable. With the band so crowded, part of the challenge is cutting through the QRM



BROADCAST BAND DX-- Getting Started



By THOMAS R. HASKETT

Loaded with thousands of signals,
the BCB is a real DX challenge. Here are
techniques the "pros" use to log the rare ones

FROM the days of crystal sets and KDKA's first broadcasts, broadcast-band DX has fascinated many people. You need no special equipment to start. The kitchen table radio or the car radio will do at first, when late one night you try tuning off the local stations and hear Los Angeles or New Orleans direct. There are many distant stations you can hear, and each has a distinctive programming style—something you don't get from the networks or your own local stations. Short-wave listeners may brag about long-haul DX to Australia or India, but this is routine for the short-wave bands. By contrast, BCB stations make little or no attempt to reach beyond their regular listening areas, and your catches are the more valuable. With the band so crowded, part of the challenge is cutting through the QRM



A good-quality receiver helps to sort out BCB stations. In the medium price range, these three receivers are the Hallicrafters SX-110 (top, left) selling at \$169.95; Hammarlund HQ-100AC (left) at \$199; and National NC-190, priced at \$239.95.

100 stations broadcasting simultaneously. With each station allowed 1000 watts during the day and 250 watts at night, the result is an amazing conglomeration of signals.

When to Listen. The nighttime hours are best for DX. Since many local stations leave the air at midnight or 1 a.m., the band clears up somewhat and you can hear more distant stations. But if your schedule precludes late hours, don't despair. Some of the choicest DX can be heard at sunrise and sunset when unusual conditions prevail.

At times, an elusive kilowatt a state away can be heard signing off at sunset, half an hour before the band closes down with interference. Some stations never have late-night frequency checks—an otherwise excellent way to copy many signals usually covered by QRM—and sunrise/sunset listening may be the only way to copy them. Try listening any time between two hours before and after your local sunrise or sunset.

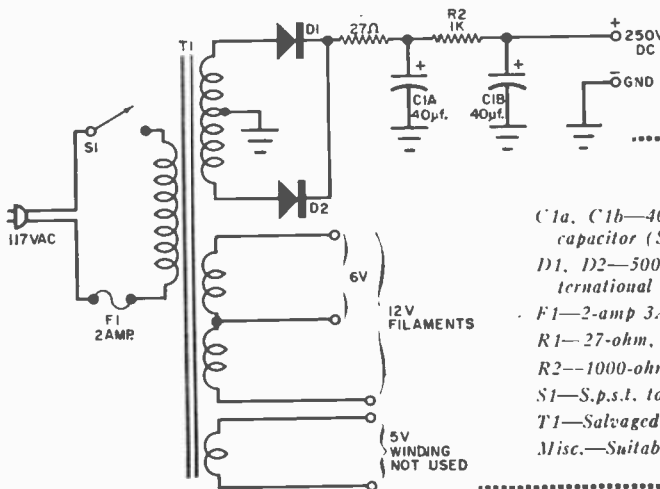
Don't overlook Sunday sunrise DX. Some stations maintain different Sabbath schedules, and you may find an open channel permitting you to copy a station normally covered by a more powerful one. Always be alert for the unusual or unexpected, such as broadcast coverage of a natural disaster or an unscheduled test of the nationwide Emergency Broadcast System.

Even daytime DX can be very interesting. Cold, dry, winter days with no storm activity are often good for some ground-wave DX that would give trouble at

or interference from other stations on the air. Once you become familiar with the 535-1605 kc. band, it will seem as cozy as the street on which you live, and you'll meet old friends along the way. After listening regularly for a while you'll be able to tune the band by ear rather than watching the dial, recognizing individual stations by signal strength, QRM, and the familiar voices of announcers. Station spacings are always at 10-kc. intervals, and very few channels are ever quiet.

The clear-channel stations—50,000 watts—are easiest to log simply because they are clear. (A listing of clear-channel stations appeared on page 71 of the February, 1962, issue of POPULAR ELECTRONICS.) Generally, there are only one or two stations per channel in the U.S., and you may soon start digging out the secondary stations (1000 watts or so) under the "clears."

Regional-channel stations (1000 or 5000 watts) are more difficult to hear, for 20 to 30 stations across the country share each of these frequencies. Local channel stations are the most difficult to log, for there are only six channels available (1230, 1240, 1340, 1400, 1450, and 1490 kc.), and each channel has over



Schematic diagram and parts list for suggested power supply to allow the use of an auto radio from standard 117-volt lines.

PARTS LIST

- C1a, C1b—40/40 μ f., 450-volt dual electrolytic capacitor (Sprague TVL 2764 or equivalent)
- D1, D2—500-PIV, 650-ma. silicon rectifier (International Rectifier 1N444B or equivalent)
- F1—2-amp 3AG fuse (and holder)
- R1—27-ohm, 1/2-watt resistor
- R2—1000-ohm, 5-watt resistor—see text
- S1—S.p.s.t. toggle switch
- T1—Salvaged TV transformer
- Misc.—Suitable chassis, line cord and plug, etc.

night because of the great number of stations coming in all at once. The author, for example, has regularly copied stations in New York City, Nashville, Tenn., and Des Moines, Iowa, from Columbus, Ohio, around noon during winter months. Another daytime DX game is trying to copy all the stations in your state. This is no snap—try it.

Don't ignore the early evening hours, either. While traffic may be heavy from about 8 p.m. to midnight, you'll find much variation from night to night. The author has logged dozens of Caribbean and South American stations at this time. If you regularly have a few free hours in the early evening, make up a *Condition of Frequencies* log. List all channels from 535 to 1605 kc. and note the stations copied each night, logging and writing reports to new ones. You'll soon see a pattern emerge—who's on what channel at what time. It really gets interesting the second time around, for you'll try to dig out the stations *under* the regulars.

As sunset moves across the continent, you'll find that conditions change, with some stations fading in as others fade out. In the Midwest, for example, Cubans are strong early, but they fade out as the Mexicans come in, and Canadians overshadow both on some channels.

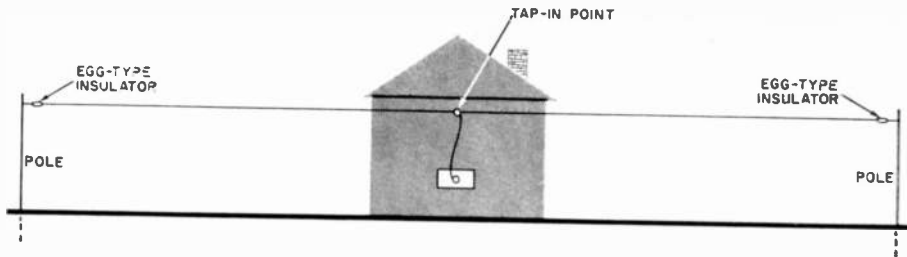
If U.S. stations are difficult to log, broadcasts originating in other parts of the Western Hemisphere are—except for a few—still harder. Try digging out *Radio Mil*, XEOY, Mexico City, behind WCFL, Chicago, on 1000 kc., for ex-

ample; or the Cubans behind WJR, Detroit, 760 kc., and WGN, Chicago, 720 kc. The table on page 56 lists some of the foreign stations that can be copied from various locations in the United States.

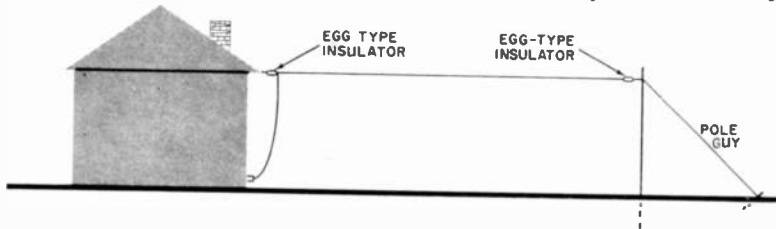
Receivers. While you can use a small table radio as a starter, you will soon want something a bit more elaborate with features that will help you slice through the interference and bag smaller broadcasters. The ultimate step would be to acquire a receiver with double or triple conversion and selectable sideband reception. These features are not available with every communications receiver, and you will find that units so equipped are expensive, some costing in excess of \$500.

You can do nicely with a less expensive receiver, one selling for \$100-\$200. If you can't find a receiver in your price range with the features you'd like, you can always start with a less expensive one and later add such refinements as a Q-multiplier, a preselector, or a Q5'er. One make of Q-multiplier readily adaptable to receivers having an i.f. between 450 and 460 kc. is the Heathkit HD-11. A Q5'er can be made by converting a surplus "Command" receiver, the BC-453, for use with your receiver.

Since the Q5'er is a complete low-frequency receiver covering 190-550 kc., it is an easy matter to tune it to the primary receiver's i.f. frequency; r.f. pickup is usually through a shielded cable connected to two or three turns of wire wrapped around (but not connected to) the plate lead of the last i.f.



Desirable length for a center-tapped "T" antenna is 75 to 100 feet or more. No insulator is used in center; vertical wire is connected directly to horizontal wire.



Inverted "L" antenna should also be at least 75'-100' long; the higher the better.

in the primary receiver. The i.f. signal reaching the Q5'er's antenna terminal is then amplified and reconverted to the unit's 85-kc. i.f. Audio output can be taken from the Q5'er. The end result is a dual-conversion receiver with good selectivity thanks to the relatively narrow passband of the Q5'er's 85-kc. i.f. strip.

The BC-453, still available at some surplus houses, requires some modifications and a power supply to make it usable. For more information, see "Converting Your First 'Command' Receiver" in the June, 1963, issue of POPULAR ELECTRONICS.

Another successful trick used by BCB DX'ers is to obtain an auto radio and adapt it for household listening. These receivers are both sensitive and reasonably selective since auto radio manufac-

turers must constantly fight a battle to overcome ignition noise and minimum antenna lengths.

With the recent conversion to all-transistor car radios, the old tube-type receivers appear in plentiful supply at local junk yards. The easiest kind to come by are those using vibrator power supplies rather than types using 12 volts on all tube plates or transistor sets. A schematic diagram of a power supply that will operate vibrator-type receivers with the vibrator supply disconnected is shown on page 55. The same supply can also be used to power a Q5'er.


A transformer salvaged from an old TV set is used for the power supply. If the transformer has two 6.3-volt windings, connect them as shown to power the filaments of a 12-volt car radio;
(Continued on page 98)

EASY-TO-LOG CBB DX STATIONS IN WESTERN HEMISPHERE

Frequency (kc.)	Station Call-Sign	Location	Frequency (kc.)	Station Call-Sign	Location
540	CBK	Regina, Saskatchewan	940	CBM	Montreal, Quebec
630	CMQ	Havana, Cuba		XEQ	Mexico City, Mexico
690	CBF	Montreal, Quebec	990	CBW	Winnipeg, Manitoba
730	XEX	Mexico City, Mexico	1010	CFRB	Toronto, Ontario
740	CBL	Toronto, Ontario	1160		Radio Swan, Swan Island
800	CKLW	Windsor, Ontario	1180		Radio Marathon, VOA, Marathon Key, Florida
	XELO	Ciudad Juarez, Mexico	1550	CBE	Windsor, Ontario
860	CJBC	Toronto, Ontario	1570	XERF	Ciudad Acuna, Mexico
900	XEW	Mexico City, Mexico			

BUILD THE audiotimer

By LOUIS E. GARNER, JR.




*All-electronic metronome uses Sonalert
for distinctive audible signaling*

THE OLD ADAGE "time stands still for no man" becomes painfully apparent when you attempt to time something with a clock or stopwatch and simultaneously keep your attention on the process being timed. It's like watching a Ping-Pong tournament, and the job becomes both unwieldy and inaccurate.


Of the many timing instruments available, only the metronome permits you to give your undivided attention to a project. But the metronome relies on a pendulum's action for its operation and must be kept level while in use. In addition, it has a limited beat range and its size and shape preclude its effectiveness as a portable unit.

If you have a timing problem—along with amateur and professional photographers, chemists, teachers, physical education instructors and coaches, athletes, music students, production engineers, etc.—the "Audiotimer" is for you. The "Audiotimer" combines the advantages of a mechanical metronome with the ease-of-use and portability of



A separate graph is employed to convert dial settings to "pings" per-second with the author's unit. The range is from three "pings" a second to one every two seconds. Scale shown here is arbitrary.

All photos appearing in this article were enlarged and printed using the audible "pings" from the "Audiotimer." Photographers should find this project of special value.



A very compact layout was used in the prototype. Any assembly technique can be employed, however, since parts placement is completely noncritical.

BATTERY CONNECTOR

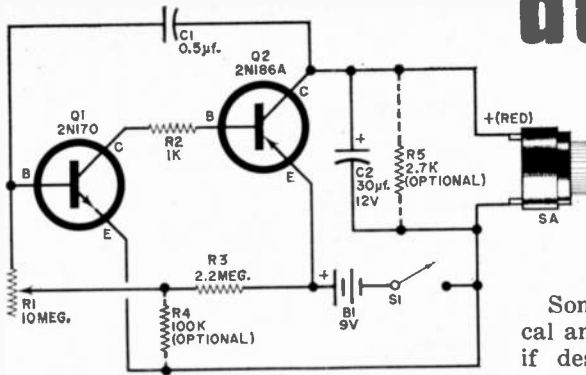
a battery-operated electronic test instrument. Delivering sharp "pings" at preset intervals from a fraction of a second to several seconds in length, the unit has a much wider range than most metronomes and can be used in a variety of applications.

Small, compact, and inexpensive to build, the "Audiotimer" utilizes a relatively new component as its output signaling element: a highly efficient solid-state device dubbed "Sonalert." Developed and produced by Electropac, Inc. (Peterborough, N. H.), this transistorized device utilizes a piezoelectric principle. Its basic operation is achieved by means of an oscillatory circuit driving a special ceramic transducer which is an integral part of the circuit. Tolerating

a wide range of supply voltages, the "Sonalert" requires only a few milliamperes for operation and delivers a high-pitched, fixed-frequency output signal.

Construction and Wiring. The author's model was assembled in a commercially available prefinished metal case measuring 2¼" x 5¼" x 3¼" overall. Other builders may prefer to use a case of a different size or shape—typically, a sloping panel meter cabinet, or even a wooden or plastic box. The "Sonalert" is mounted in a single hole measuring 1¼" in diameter and held in place by means of a knurled ring furnished with it. The mounting hole can be made quite easily by using a standard 1¼" Greenlee tube socket punch and enlarg-

audiotimer



In the text directly below this caption, the author discusses the reasons for the two optional resistors, R_4 and R_5 . Polarity of the "Sonalert" must be observed.

Some part values are not overly critical and a few substitutions can be made, if desired, to permit "on hand" components to be employed. A 470-ohm to 1200-ohm resistor can be used in place of the value specified for R_2 . The value of C_2 can range from 25 to 40 μf . Six penlight cells connected in series make a satisfactory substitute for B_1 . The power switch, S_1 , can be a slide, rotary, push-button, or control type instead of the toggle type used in the model.

Modifications. Two minor circuit modifications may be desirable for some applications. First, if the transistors (Q_1 and Q_2) are slightly leaky, the "Sonalert" may not be cut off completely between timing "pings." The resulting low, steady background signal is not harmful and may even be desirable in certain cases. It will not detract from the effective use of the "Audiotimer" as a timing device. In a few applications, however, it may be necessary to eliminate any background signal (if present). This can be accomplished—at the cost of reducing "ping" intensity somewhat—by connecting a small fixed resistor in shunt with the "Sonalert," as indicated by R_5 in the schematic diagram. The resistor's value should be determined by experiment but, generally, will be between 2700 and 4700 ohms.

Although the instrument's timing interval range will vary somewhat with component tolerances, the ratio between minimum and maximum intervals is about six to one, i.e., in a typical unit, from about $\frac{1}{2}$ second to 2 seconds between "pings," depending on R_1 's setting. This is satisfactory for most applications. Where a broader range is needed, shunt resistor R_4 can be added. Again, the resistor's value is not critical and can be between 4700 and 100,000 ohms. In the author's model, a 100,000-

PARTS LIST

B_1 —9-volt battery (Burgess 2N6 or equivalent)
 C_1 —0.5- μf ., 200-volt miniature metallized capacitor
 C_2 —30- μf ., 12-volt miniature electrolytic capacitor
 Q_1 —2N170 npn transistor
 Q_2 —2N186A pnp transistor
 R_1 —10-megohm potentiometer
 R_2 —1000-ohm, $\frac{1}{2}$ -watt resistor
 R_3 —2.2-megohm, $\frac{1}{2}$ -watt resistor
 R_4 —100,000-ohm, $\frac{1}{2}$ -watt resistor (optional—see text)
 R_5 —2700-ohm to 4700-ohm, $\frac{1}{2}$ -watt resistor (optional—see text)
 SA —"Sonalert" Model SC-628
 S_1 —S.p.s.t. toggle switch
Misc.—Metal case, approximately $2\frac{3}{4}$ " x $5\frac{1}{4}$ " x $3\frac{1}{4}$ "; control knob; battery connector; 4-point terminal strip; machine screws, wire, solder, etc.

ing the hole slightly with a half-round file.

With neither layout nor lead dress critical, the instrument is relatively easy to wire and can be assembled without difficulty in a single evening by the average hobbyist or experimenter. Point-to-point wiring can be used as in the author's model, or some builders may prefer to design an etched circuit board.

Good wiring practice should be followed, of course, with all d.c. polarities observed, and care taken not to overheat the semiconductor components when these parts are soldered in position. Use a hot, well-tinned iron and rosin-core solder, completing each soldering step as quickly as possible.

ohm resistor gave an effective overall range from five "pings" per second ($\frac{1}{2}$ second) to one every 5 seconds.

Calibration and Use. After being assembled, the "Audiotimer" should be calibrated. The author used a standard decal dial for the *TIME CONTROL* on his model. Where this type of dial is used, the arbitrary scale markings can be correlated with actual time inter-

HOW IT WORKS

The "Audiotimer" uses *npu* (*Q1*) and *pnp* (*Q2*) transistors in a common-emitter configuration. It is essentially a complementary *RC*-coupled low-frequency relaxation oscillator. Component values are chosen to obtain nonsymmetrical operation, with *Q2* in a conducting state for short intervals and in a nonconducting state for relatively long periods. The collector load of *Q2*, the "Sonalert" device, shunted by *C2*, is energized only when *Q2* conducts.

In operation, *Q1*'s base bias is furnished through *R1* and *R3*, while *Q2*'s bias is supplied by *Q1*'s collector current, applied through series-limiting resistor *R2*. The base-emitter circuit of *Q2*, then, becomes (with *R2*) *Q1*'s collector load. The feedback signal necessary for oscillation is coupled from *Q2*'s collector back to *Q1*'s base through *C1*. Operating power is supplied by *B1*, controlled by *S1*.

The relaxation oscillator's repetition rate is determined by the *RC* time constant of the feedback network, which includes *C1*, *R1*, *R3*, and *Q1*'s base-emitter circuit (and *R4*, if used). Since *R1* is an adjustable resistor, it can be used to vary the *RC* time constant, thus serving as the instrument's *TIME* or "rate" control. The primary function of *R3* is simply to limit *Q1*'s maximum base bias when *R1* is turned to its minimum resistance position, thus protecting both *Q1* and *Q2* against excessive collector currents.

vals by means of a simple calibration chart. This chart can be prepared by using a watch with a sweep second hand, a stopwatch, a metronome, or any similar standard. You simply determine *R1*'s dial settings for intervals of, say, $\frac{1}{4}$ second, $\frac{1}{2}$ second, 1 second, 2 seconds, and so on. If the instrument is to serve as a metronome, the calibration can be in terms of "beats per minute."

If preferred, of course, a special hand-drawn scale can be used instead of an arbitrary dial, eliminating the need for a separate chart.

In practice, *R1* is simply adjusted for the time intervals needed. Where relatively long intervals are required, the operator can count (mentally) the proper number of timed "pings." For example, a photographer timing print exposures which might range between 2 and 10 seconds could set the control for, say, 1-second intervals. Afterwards, he could time each exposure by counting two, three, four or more "pings," as needed.


Since the "Audiotimer" does not depend on mechanical means for its operation (such as a pendulum), and since it operates on a self-contained battery, it can be used in any position and in virtually any location, whether or not line power is available. For field or sports use, the instrument's case can be fitted with a simple belt loop. —50—

Prolong Projector Lamp Life

PUT your electronics knowledge to good use and save several dollars by adding a thermistor to the lamp circuit in your slide or movie projector. Thermistors are readily available in various resistance and current ratings.

The coiled filament of a 500-watt projector lamp is subjected to severe heat and magnetic stresses. When the lamp is switched on, high current surges through the cold filament—the current decreases as the filament heats up. Magnetic stresses are particularly damaging as they tend to push and pull the coiled filament until it breaks.

You can minimize the current surge



and also reduce the pushing and pulling by inserting a negative-temperature-coefficient thermistor in series with the filament. The author used a Workman FR6 "Globar Resistor" for a 500-watt lamp, with only a 3% drop in voltage.

—Elmer C. Carlson



Stop-million experiments can be performed with an easily assembled strobe using a large neon bulb

LOW-POWER STROBOSCOPE

By STEPHEN AUYER


A STROBOSCOPE is a handy device that can fill a number of needs. It will seem to stop oscillating or rotary motion, permitting you to examine oscillating or rotating parts while they are in action. If you calibrate the strobe, it can tell you the speed at which such objects are moving. Commercial strobe units are used for checking the timing on automobiles, for example.

Commercial units are prohibitively expensive, however, and faced with this fact, the experimenter must either do without or build his own. The inexpensive unit described here is easy to assemble, and while it may lack certain features of more costly laboratory instruments, it has a wide range of applications.

Building the Strobe. The unit is built into a 4" x 5" x 6" aluminum box as

shown in the photos. Parts placement is not critical, and no ventilation is required. The neon lamp (11) is mounted in a separate Minibox, for the sake of convenience, at the end of a four-foot, three-conductor plastic-sheathed wire. The third conductor serves as a common ground between the two boxes. A capacitor clamp holds the lamp to the box. Proper alignment of the lamp is achieved by mounting the capacitor clamp atop a $\frac{3}{4}$ " threaded metal spacer. A $1\frac{3}{4}$ " hole is cut in the end of the box for the lamp.

If difficulty is encountered in obtaining the lamp specified, you can directly substitute an NE-32 or an NE-42. An AR-2 argon lamp could be used instead, but objects illuminated with the blue argon glow will not be as clear as with a neon type. Other neon types that



Stop-motion experiments can be performed with an easily assembled strobe using a large neon bulb

LOW-POWER STROBOSCOPE

By STEPHEN AUYER

A STROBOSCOPE is a handy device that can fill a number of needs. It will seem to stop oscillating or rotary motion, permitting you to examine oscillating or rotating parts while they are in action. If you calibrate the strobe, it can tell you the speed at which such objects are moving. Commercial strobe units are used for checking the timing on automobiles, for example.

Commercial units are prohibitively expensive, however, and faced with this fact, the experimenter must either do without or build his own. The inexpensive unit described here is easy to assemble, and while it may lack certain features of more costly laboratory instruments, it has a wide range of applications.

Building the Strobe. The unit is built into a 4" x 5" x 6" aluminum box as

shown in the photos. Parts placement is not critical, and no ventilation is required. The neon lamp (11) is mounted in a separate Minibox, for the sake of convenience, at the end of a four-foot, three-conductor plastic-sheathed wire. The third conductor serves as a common ground between the two boxes. A capacitor clamp holds the lamp to the box. Proper alignment of the lamp is achieved by mounting the capacitor clamp atop a $\frac{3}{4}$ " threaded metal spacer. A $1\frac{3}{4}$ " hole is cut in the end of the box for the lamp.

If difficulty is encountered in obtaining the lamp specified, you can directly substitute an NE-32 or an NE-42. An AR-2 argon lamp could be used instead, but objects illuminated with the blue argon glow will not be as clear as with a neon type. Other neon types that

will work are the NE-30, NE-32, NE-34 and NE-40. These four types each have a screw-in base with a built-in resistor. The base (and resistor) must be removed before any of them can be used in this circuit.

Place a piece of plastic channel in the lamp hole to protect the bulb against mechanical shock. You will notice that the glass bulb is directly in the path of the cover-mounting sheet metal screws. New holes will have to be drilled closer to the bottom of the box in order to avoid driving the screws into the lamp. As no socket is used for the lamp, connections are made by soldering directly to the two base terminals. Do not use excessive heat, and be sure the terminals are not short-circuited.

To assemble the control box, first prepare an aluminum chassis about 2" x 3 1/2" x 4 1/2". Punch holes in the top for the two tube sockets, and punch a 1/2" hole in the front lip for switch S1. Two additional holes are drilled on this front lip for machine screws to hold the chassis to the panel.

Using the mounting tabs of transformer T1 as a template, locate and drill holes to mount the transformer. Add another 1/2" hole at the top, near the transformer, to hold a grommet and provide a means of conducting the transformer leads and wiring from potentiometer R2 below the deck.



On the rear lip, two 3/8" holes are drilled, one for a grommet for the a.c.

line and the lamp-cable, the other for potentiometer R8, the intensity control. Potentiometer R2 is mounted on the front panel of the cabinet, above the chassis.

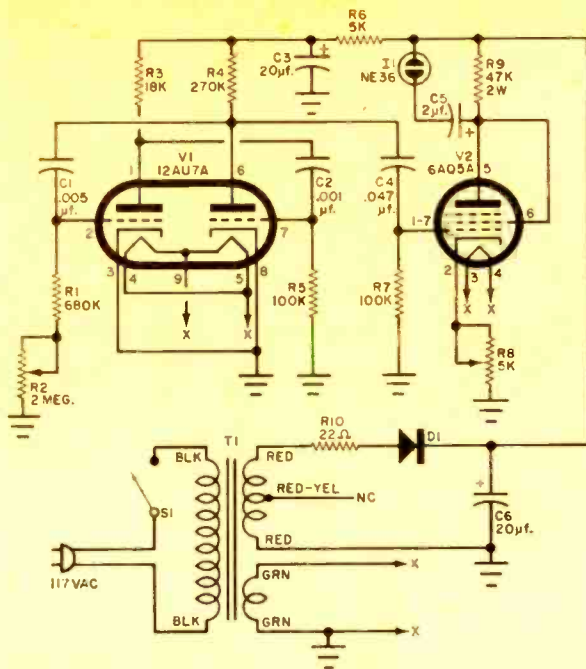
Using the chassis as a template, locate mounting holes for it on the front panel. After drilling these holes, mount the chassis on the panel and then mount the major components on the chassis.

Follow the schematic diagram on page 63, using terminal strips as necessary.

How It Works. A half-wave rectifier (D1) supplies voltage to the circuit, with about 325 volts d.c. across C6. Tube V1 is a variable frequency multi-vibrator whose frequency is determined by the setting of rate potentiometer R2. The grid of tube V2 is highly negative so that little current flows through V2




Parts locations are shown in top and bottom views of strobe above and at left. Two wires from grommet on rear of the chassis are a.c. cord and a three-conductor cable to lamp.




PARTS LIST

- C1—0.005- μ f., 400-volt capacitor
 C2—0.001- μ f., 400-volt capacitor
 C3, C6—20- μ f., 450-volt electrolytic capacitor
 C4—0.047- μ f., 400-volt capacitor
 C5—2- μ f., 200-volt capacitor
 D1—Silicon diode, 500-ma., 400-PIV (RCA 1N1763 or equivalent)
 I1—NE-36 neon lamp or equivalent—see text
 R1—680,000-ohm, $\frac{1}{2}$ -watt resistor
 R2—2-megohm linear taper potentiometer
 R3—18,000-ohm, $\frac{1}{2}$ -watt resistor
 R4—270,000-ohm, $\frac{1}{2}$ -watt resistor
 R5, R7—100,000-ohm, $\frac{1}{2}$ -watt resistor
 R6—5000-ohm, 1-watt resistor
 R8—5000-ohm linear taper potentiometer
 R9—47,000-ohm, 2-watt resistor
 R10—22-ohm, $\frac{1}{2}$ -watt resistor
 S1—S.p.s.t. toggle switch
 T1—Power transformer, primary, 117 volts; secondary windings, 250 volts (CT @ 25 ma., and 6.3 volts @ 1 ampere) (Allied Radio 39A937D or equivalent)
 V1—12AU7A tube
 V2—6AQ5A tube
 1—7-pin miniature socket
 1—9-pin miniature socket
 1—4" x 5" x 6" aluminum utility box
 1—2" x 2 $\frac{1}{2}$ " x 4" aluminum Minibox
 1—2" x 3 $\frac{1}{2}$ " x 4 $\frac{1}{2}$ " aluminum chassis
 Misc.— $\frac{1}{4}$ " threaded metal spacer, capacitor clamp, 4' three-conductor wire, hardware, solder, wire, etc.

Schematic diagram and parts list for the stroboscope.



Relocate cover screws to avoid driving them into neon lamp.



Plastic channel protects the lamp.

and a low voltage is produced across resistor R9.

Positive pulses from one plate of V1 are applied to the grid of V2 through coupling capacitor C4. These cause V2 to conduct in short bursts, producing a voltage across R9. This voltage, coupled to neon lamp I1 by capacitor C5, causes the lamp to fire. Intensity potentiometer R8 controls the grid bias voltage of V2, determining the intensity with which the lamp will fire.

Calibration. If you want to calibrate the stroboscope, you'll need a motor with a known, constant speed. Cut a black paper disc and draw a white line from the center to the edge. Mount the disc on fairly heavy cardboard, and attach the disc to the motor.

After the strobe has warmed up for about five minutes, turn on the motor and shine the light from the strobe on the rotating disc. Adjust the rate con-

(Continued on page 107)

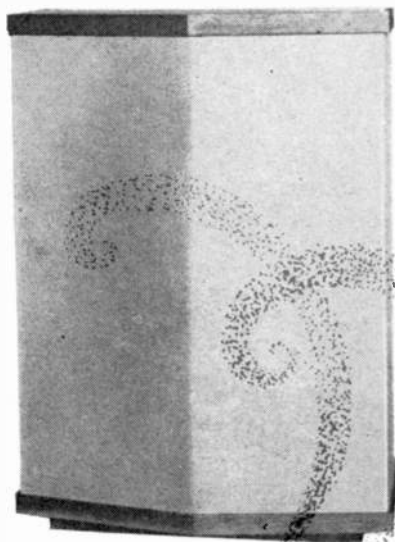
For Better Sound

Great for either stereo or mono listening, this

By DAVID B. WEEMS

HERE is a versatile, labyrinth speaker system that gives you an almost unlimited choice of speakers because matching them to the enclosure is not critical. This is a real virtue if you decide to switch to a transistorized stereo system and want to make a speaker change. Or, at a later date, you may want to upgrade your speakers or change simply for the sake of change—you can go right ahead and do so, and keep the "Bi-Coupler" enclosure. The only limitation is that you will have to stick to 8" speakers, and, we hope, good ones.

Stereo? One Bi-Coupler can certainly be used as a complete stereo system. The sound will be very satisfactory—quite realistic in fact, since that old "hole in the middle" is nicely filled. While you may ultimately want to add another Bi-Coupler in the interests of greater channel separation, one will serve until you're ready to do so.



Build the Bi-Coupler


flexible little system features two full-range speakers

Theory. The labyrinth type enclosures have other virtues but they seem to have fallen by the wayside, although some manufacturers used them for years. The Bi-Coupler is a modified labyrinth with some special features. First, as you might guess from the name, it is compartmentalized. The benefits of multiple full-range speakers are well known, but when more than one such speaker is mounted in a single compartment, there is no guarantee that optimum results will be obtained.

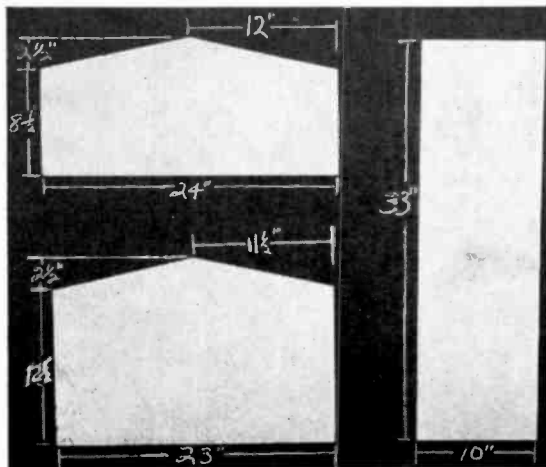

The phase relationship of sound waves on a single baffle gets pretty confusing with more than one speaker, particularly behind the speakers where reflections play an important role. Instead of mutual coupling, the result is likely to be mutual cancellation at some frequencies. The

midrib in this enclosure separates the speakers, insuring that they are in phase on the rear wave, which produces bass reinforcement.

Good high frequency dispersion is obtained from the angled baffles, which also reduce midrange peaks due to reflections from the rear walls. A less obvious advantage to treble reproduction is contributed by the outside shape of the enclosure. A cabinet with corner angles greater than 90° theoretically reduces diffraction effects which, again, are a source of phase distortion and can-



The basic parts of the Bi-Coupler are shown in these photos along with their dimensions. The two front pieces, above, are each $12\frac{1}{2} \times 33\frac{1}{2}$ "; note spacing and diameter of speaker cutouts. At right, above, is the rear partition and one of the two sides; the diagonal cutouts in the partition create labyrinth effect. Directly at right is the top, bottom, and the midrib. All parts (including a cabinet back if desired) are cut from a single sheet of $4' \times 8' \times \frac{1}{2}$ " plywood.



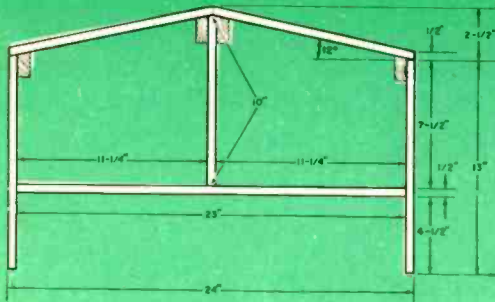



Diagram of the top of the Bi-Coupler's enclosure shows how it is assembled. The front edges of each side, those of the four cleats, and both edges of the front baffles are cut to a 78-degree angle.

Photo at right shows the rear partition, the sides, midrib, and four long cleats mounted to the bottom.



cellation. Finally, the front of the enclosure approximates the same shape a sound wave assumes when it is emitted from a point source, an aid in coupling the speakers to the air.

Panel vibration should be avoided in any type of enclosure. In this case, the specified $\frac{1}{2}$ " plywood is adequate because an open "pipe" is subject to less pressure build-up than a "box," and also because the panels are narrow and well braced. You may question the advisability of using $\frac{1}{2}$ " material for the midrib which is subject to stress produced by both speakers. Reconsider. The speakers are mounted symmetrically with regard to that panel, which means that if they are connected in phase the change in pressure from one speaker should exactly cancel the change in pressure from the other speaker! It's an imperfect world, but that was the plan.

Bi-Coupler Construction. The parts for the enclosure can be cut from a single 4' x 8' sheet of plywood with enough left over to make a back if desired. The back was not needed for the author's version because the sides fit tightly against the walls of the room in which it is installed. By placing the cabinet on its back on a rug, you can quickly compare the possibilities—complete or backless.

The sides and front pieces of the enclosure are first cut to a width of $12\frac{1}{2}$ ", but the front edge of each side is then

cut or planed to an angle of 78° as shown in the illustrations. The 1" x 2" cleats should also be cut to this angle. If a power saw is used, set the saw blade at 12° , since 0° gives a cut of 90° . Both edges of the front baffles are later cut at the same angle.

Assembling the Cabinet. For a solid job, use glue, screws, and nails. First, glue and nail the 1" x 2" cleats to the midrib, then glue and nail the midrib on a line down the center of the partition (the section with the diagonal cutouts), adding screws when it's in position. Glue and nail the bottom to the partition and midrib. The 1" x 2" cleats can now be glued and screwed to the sides; glue and screw the sides to the bottom and rear partition.

Speaker holes should be cut in each front baffle and then the angled cuts made at the baffle edges. It may be necessary to take off a small amount at each edge to secure a proper fit for these parts. When fitted, glue and screw the front baffles in place. Then locate the speaker mounting bolts, which can temporarily be secured with glue.

The next step is to place the top in position. By reaching in through the speaker holes, an outline of the sides, "fronts," midrib, and partition can be marked under the top with a pencil. The short cleats can be glued and screwed to the underside of the top in the prop-

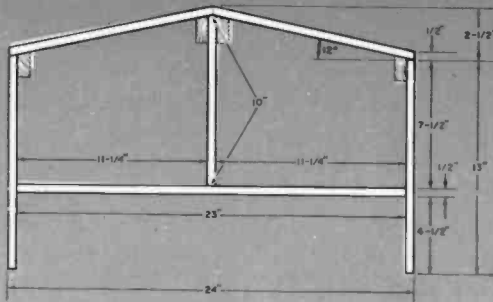



Diagram of the top of the Bi-Coupler's enclosure shows how it is assembled. The front edges of each side, those of the four cleats, and both edges of the front baffles are cut to a 78-degree angle.

Photo at right shows the rear partition, the sides, midrib, and four long cleats mounted to the bottom.



cellation. Finally, the front of the enclosure approximates the same shape a sound wave assumes when it is emitted from a point source, an aid in coupling the speakers to the air.

Panel vibration should be avoided in any type of enclosure. In this case, the specified $\frac{1}{2}$ " plywood is adequate because an open "pipe" is subject to less pressure build-up than a "box," and also because the panels are narrow and well braced. You may question the advisability of using $\frac{1}{2}$ " material for the midrib which is subject to stress produced by both speakers. Reconsider. The speakers are mounted symmetrically with regard to that panel, which means that if they are connected in phase the change in pressure from one speaker should exactly cancel the change in pressure from the other speaker! It's an imperfect world, but that was the plan.

Bi-Coupler Construction. The parts for the enclosure can be cut from a single 4' x 8' sheet of plywood with enough left over to make a back if desired. The back was not needed for the author's version because the sides fit tightly against the walls of the room in which it is installed. By placing the cabinet on its back on a rug, you can quickly compare the possibilities—complete or backless.


The sides and front pieces of the enclosure are first cut to a width of $12\frac{1}{2}$ ", but the front edge of each side is then

cut or planed to an angle of 78° as shown in the illustrations. The 1" x 2" cleats should also be cut to this angle. If a power saw is used, set the saw blade at 12° , since 0° gives a cut of 90° . Both edges of the front baffles are later cut at the same angle.

Assembling the Cabinet. For a solid job, use glue, screws, and nails. First, glue and nail the 1" x 2" cleats to the midrib, then glue and nail the midrib on a line down the center of the partition (the section with the diagonal cutouts), adding screws when it's in position. Glue and nail the bottom to the partition and midrib. The 1" x 2" cleats can now be glued and screwed to the sides; glue and screw the sides to the bottom and rear partition.

Speaker holes should be cut in each front baffle and then the angled cuts made at the baffle edges. It may be necessary to take off a small amount at each edge to secure a proper fit for these parts. When fitted, glue and screw the front baffles in place. Then locate the speaker mounting bolts, which can temporarily be secured with glue.

The next step is to place the top in position. By reaching in through the speaker holes, an outline of the sides, "fronts," midrib, and partition can be marked under the top with a pencil. The short cleats can be glued and screwed to the underside of the top in the prop-



Nails, glue, and screws are used to tightly bond the parts of the enclosure together, and eliminate vibration.

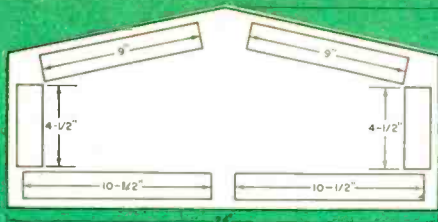


Diagram above shows placement of top cleats; these are positioned $\frac{1}{2}$ " from edges.



Last step is to add padding in cabinet top, and to sides and rear of speakers. How much is mostly a matter of taste.

Terminals permit the speakers to be connected in series, parallel, or separately.

BILL OF MATERIALS

Cut from one 4' x 8' x $\frac{1}{2}$ " plywood sheet:
 4—12 $\frac{1}{2}$ " x 33 $\frac{1}{2}$ " pieces for sides and fronts
 1—10" x 33" piece for midrib
 1—23" x 33" piece for rear partition
 1—11" x 24" piece (less cut-offs) for top
 1—15" x 23" piece (less cut-offs) for bottom

Cut from 1" x 2" lumber (actual material size approx. $\frac{3}{4}$ " x 1 $\frac{1}{2}$ "):


4—33" pieces for front and side cleats
 2—10 $\frac{1}{2}$ " pieces for top cleats
 2—9" pieces for top cleats
 2—4 $\frac{1}{2}$ " pieces for top cleats
 1—21" piece for foot (optional)
 2—10 $\frac{1}{2}$ " pieces for foot (optional)


Misc.—Four dozen #6 x 1 $\frac{1}{2}$ " screws, 6-d box nails, glue, eight 3/16" x 1 $\frac{1}{2}$ " bolts for speakers, grille cloth

er position to receive screws from the outside of the cabinet.

It is a convenience to have an outside connection for each speaker post. In the prototype, this was done by drilling holes in the rear partition and running wires from the speaker terminals to bolts on the back. Thus, the speakers can be connected in series, parallel, or to separate circuits as desired without tearing into the cabinet. When the speakers are mounted, a test should be run to determine how much padding is necessary.

(Continued on page 111)





Nails, glue, and screws are used to tightly bond the parts of the enclosure together, and eliminate vibration.

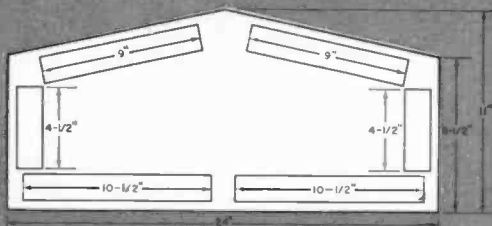



Diagram above shows placement of top cleats; these are positioned $\frac{1}{2}$ " from edges.



Last step is to add padding in cabinet top, and to sides and rear of speakers. How much is mostly a matter of taste.

Terminals permit the speakers to be connected in series, parallel, or separately.

BILL OF MATERIALS

Cut from one 4' x 8' x $\frac{1}{2}$ " plywood sheet:
 4— $12\frac{1}{2}$ " x $33\frac{1}{2}$ " pieces for sides and fronts
 1—10" x 33" piece for midrib
 1—23" x 33" piece for rear partition
 1—11" x 24" piece (less cut-offs) for top
 1—15" x 23" piece (less cut-offs) for bottom

Cut from 1" x 2" lumber (actual material size approx. $\frac{3}{4}$ " x $1\frac{1}{2}$ "):


4—33" pieces for front and side cleats
 2— $10\frac{1}{2}$ " pieces for top cleats
 2—9" pieces for top cleats
 2— $4\frac{1}{2}$ " pieces for top cleats
 1—21" piece for foot (optional)
 2— $10\frac{1}{2}$ " pieces for foot (optional)

Misc.—Four dozen #6 x $1\frac{1}{2}$ " screws, 6-d box nails, glue, eight $\frac{3}{16}$ " x $1\frac{1}{2}$ " bolts for speakers, grille cloth

er position to receive screws from the outside of the cabinet.

It is a convenience to have an outside connection for each speaker post. In the prototype, this was done by drilling holes in the rear partition and running wires from the speaker terminals to bolts on the back. Thus, the speakers can be connected in series, parallel, or to separate circuits as desired without tearing into the cabinet. When the speakers are mounted, a test should be run to determine how much padding is necessary.

(Continued on page 111)



Choose Your Tailor-Made Course in N.T.S. "PROJECT METHOD" ELECTRONICS

Now! N.T.S. — one of America's oldest leading home-study and resident technical schools—offers you **GREATER CAREER OPPORTUNITIES IN ELECTRONICS.**



You can install and maintain electronic circuitry in missiles and rockets . . . specialize in microwaves, radar, and sonar.



You can succeed in TV-Radio Communications . . . prepare for F.C.C. License, service advanced satellites for industry and defense.



You can service and repair the electronic "brains" of industry — computers, data processing and other automation equipment.



You can become a highly-paid TV-Radio Technician, an electronics field engineer, or succeed in your own sales and service business.

CHOOSE YOUR FIELD—INSURE YOUR FUTURE!

1 ELECTRONICS-TV-RADIO SERVICING AND COMMUNICATIONS

A basic course thoroughly covering fundamentals of electronics, radio, TV servicing and communications.

2 MASTER COURSE IN ELECTRONICS-TV-RADIO, ADVANCED TV AND INDUSTRIAL ELECTRONICS

Qualifies you as a Master Electronics Technician — the Man in Demand.

3 FCC LICENSE COURSE

Preparation for this government license essential for many interesting jobs in radar, radio, television, communications, guided missiles, many others. Upon completion of this course, if you do not pass the FCC exam, your tuition will be refunded in full.

4 RADIO SERVICING (AM-FM-TRANSISTORS)

Train for radio sales and service with dealer or distributor.

5 TELEVISION SERVICING (INCLUDING COLOR)

Covers installation, adjustment, repair and servicing of black and white and color television . . . prepares you for your own sales and service business.

6 STEREO, HI-FI AND SOUND SYSTEMS

A growing field. Prepares you to build, install and service modern sound equipment for home or industry.

7 BASIC ELECTRONICS

Gives you the fundamentals you must know to build on for a future Electronics career. Also offers an excellent background for Salesmen, Purchasing Agents, and others in Electronics.

8 ELECTRONICS MATH

Simple, easy-to-follow instructions in the specialized math you need in many electronics jobs.

INDUSTRY WELCOMES N.T.S. STUDENTS AND GRADUATES

N.T.S. HOME TRAINING: QUICK, PRACTICAL WAY TO HIGHER PAY, LIFELONG BENEFITS

N.T.S. "Project Method" Courses can help you get a new and better job — or move up to higher pay in your present one.



N.T.S. "Project Method" home training lessons are shop-tested in the Resident School in Los Angeles. You work on practical job projects, learn to use shop manuals and schematics. Your N.T.S. training is individual. You proceed at your own pace. The Schools' practical methods plus more than 60 years of experience have helped thousands of students all over the world to successful careers.

Most courses include Equipment Kits. There are no Kit Deposits. Everything included in your low tuition.



HIGH SCHOOL AT HOME



Learn easily. New modern method. National also offers accredited high school programs for men and women. Take only subjects you need. Study at your own pace. Latest approved textbooks — yours to keep — everything included at one low tuition. Check High School box in coupon for information.

BENEFIT NOW AND ALL YOUR LIFE WITH N.T.S. HOME TRAINING

The personal guidance you receive during your training can be very helpful to your progress. Many N.T.S. students are able to earn more money within a few months. You can pick and choose your career. Work in industry or go into business for yourself.

Your services will always be in demand wherever you go — and you can pick your spot!

N.T.S. Graduate Advisory Service can help you answer technical questions in establishing your own business and in countless other ways after you've completed your training.

MAIL REPLY CARD
OR COUPON FOR
FREE BOOK AND
SAMPLE LESSON

In Field of Your Choice

You Enroll by Mail — and Save Money.
No Salesmen: This means lower tuition for you.
Accredited Member N.H.S.C.



CLASSROOM TRAINING AT LOS ANGELES

If you wish to take your Electronics-TV-Radio training in our famous Resident School in Los Angeles — the oldest and largest School of its kind in the world — write for special Resident School catalog and information, or check coupon.


WORLD WIDE TRAINING SINCE 1905
4000 S. Figueroa St., Los Angeles, Calif 90037

NATIONAL TECHNICAL SCHOOLS

4000 S. Figueroa St., Los Angeles, California 90037

Please Rush FREE Electronics "Opportunity Book" and actual sample lesson on course checked below:

- Electronics-TV-Radio Servicing and Communications
- Master Course in Electronics-TV-Radio Advanced TV and Industrial Electronics
- FCC License Course
- Radio Servicing (AM-FM-Transistors)
- Television Servicing (Including Color)
- Stereo, Hi-Fi and Sound Systems
- Basic Electronics Electronics Math

Dept.
R2G-114A

Name _____ Age _____

Address _____

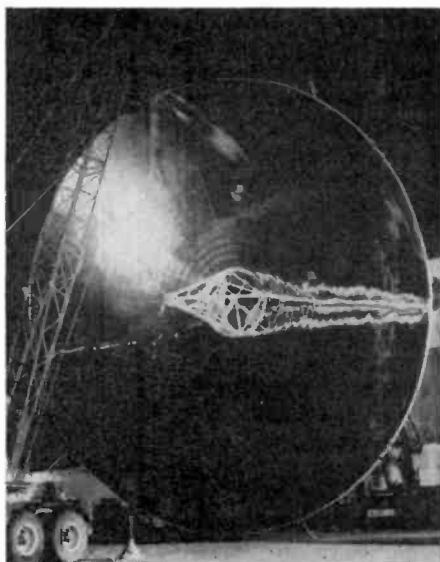
City _____ State _____ Zip _____

Check here if interested ONLY in Classroom Training at L.A.

Check here for High School Department Catalog only.

LIFEBOAT RADIO—A complete station, ITT's new hand-cranked transistor survival set, "Solas 11," transmits Morse code or speech on three frequencies, includes tunable receiver. It floats in water.

VIDEOFILE—A system of recording documents on magnetic tape, Ampex Corp.'s first Videofile will go to NASA. User can retrieve data as TV images or printed copies, update material or add new by simply feeding it into a TV camera.



LASER "STAR"—Scintillating like a star, laser light travels over a mile through air at Bell Labs, Holmdel, N.J. Scientist Ta-Shing Chu is studying attenuation of beam due to rain (30 db), fog and snow (80 db), which may make it necessary for laser communications systems to function through underground "light pipes."

FIRE DISH—A solar collector so large that it can be moved only at night due to danger of its beam setting flash fires was designed by Goodyear to test feasibility of using solar energy as a source of electricity for spaceships; 45' dish is plastic-stiffened aluminized film.

Skip, Hop, and Jump

*A review of the DX phenomenon—ionospheric propagation
—plus a band-by-band analysis of predicted DX conditions*

By **STANLEY LEINWOLL**, Radio Propagation Editor

WHEN a radio wave leaves a transmitting antenna, it travels outward in all directions. Part of the signal travels along the ground and is called the *ground wave*, or *surface wave*. Part of the signal travels through the lower atmosphere in a direction nearly parallel to the surface of the earth. This component of the signal is called the *space wave*, or the *tropospheric wave*. Still another part of the signal travels upward and outward at an angle to the earth. This component is generally referred to as the *sky wave*, or the *ionospheric wave*.

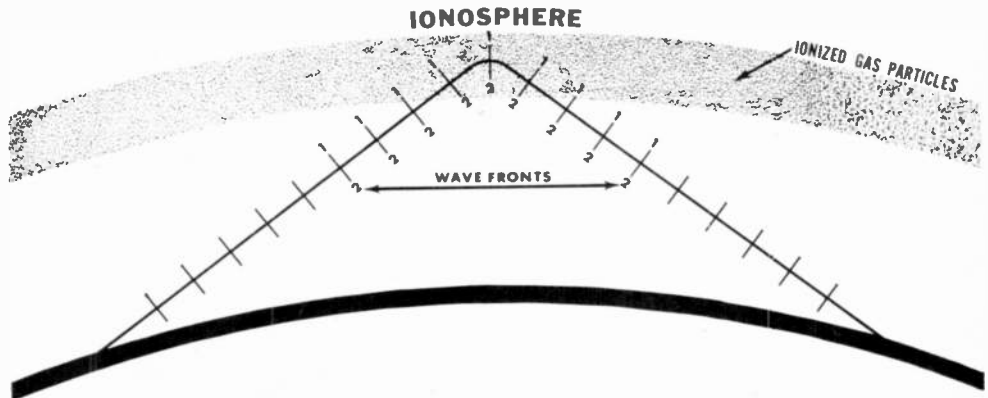
In the high-frequency portion of the radio spectrum (3-30 mc.), the ground and space wave components travel short distances, rarely exceeding 25 or 30 miles. The sky wave component of the signal can be propagated to great distances, making long-distance short-wave communication possible. As the sky wave leaves the transmitting antenna in a direction toward outer space, it is traveling in a straight line until it reaches a region of electrified gases beginning at an altitude of approximately 60 miles. This region is called the *ionosphere*. Rocket and

satellite measurements have shown that the ionosphere extends to many hundreds of miles above the surface of the earth.

Refraction and Reflection. The ionosphere is formed primarily by ultraviolet radiation reaching it from the sun. As this radiation interacts with the gases in the upper atmosphere, these gases, which consist mainly of neutral molecules, absorb the ultraviolet energy, and in the process lose an electron. This leaves free electrons and positively charged gas molecules, which are called *ions*. The formation of ions is called *ionization*. The ionosphere has the unique property of being able to bend radio waves and return them to earth at considerable distances from the point of transmission.

On entering the ionosphere, radio waves impart their electromagnetic energy to the free electrons in the region, and these in turn begin to vibrate and reradiate this energy, the same way the electrons in a transmitting antenna radiate energy. As the wave penetrates more deeply into the ionosphere, it begins to bend downward.

As a radio wave strikes the underside of the ionosphere, the velocity of the wave is altered according to the ionic and free electron density of this rarefied region. In the highly simplified presentation below, the top of the wave front (designated "1") starts to speed up as compared to the bottom of the wave front (designated "2"). This speedup causes the wave front to bend and emerge from the bottom of the ionospheric layer. Although it is technically a "refractive" process, this mirror-like action (in radio-wave propagation) is always referred to as "reflection."



As a result, this bending, or *refraction*, may eventually change the direction of the wave so completely that it is returned to earth at some distant point. This process is commonly referred to as *reflection*.

The ionosphere is not a single region; it actually consists of several distinct layers, and the characteristics of these layers vary, depending on many factors. One of the layers, the F-layer, is of primary importance, and most of the world's long-distance high-frequency communication takes place by means of reflection of radio waves from this region of the ionosphere. The F-layer is about 175 miles above the earth.

Radio signals that are reflected by the F-layer may be returned to earth at distances as great as 2000 miles from the transmitter. At the point where a signal returns to earth, it may be reflected by the ground and returned once again to the ionosphere where the process of refraction is repeated and the signal is returned to earth a second time. The process may be repeated many times, and, although the signal weakens with each "hop," signals are often transmitted to remotely distant points by means of this multiple-hop method of propagating radio waves.

The Skip Zone. Close to the transmitting antenna the ground and space wave components are strongly received. The signal strength drops off very rapidly as the distance from the transmitting antenna increases, and within a relatively few miles they are too weak to be received. Beyond the limit of ground and space wave reception lies a zone of silence in which the signal cannot be heard. This is called the *skip zone*. Then, at a still greater distance, a strong signal suddenly is received again. This is where the sky wave component of the signal first returns to earth after being reflected from the ionosphere. The distance between the transmitting antenna and this point is called the *skip distance*.

Skip zones, except for the initial one, seldom occur during multiple-hop propagation, since the radio energy is widely dispersed by both the ionosphere and the earth itself.

When a radio signal enters the ionosphere, it will be either reflected back to earth, penetrate through and be lost in outer space, or be so weakened that it dies out entirely. The effect of the ionosphere on the signal depends primarily upon the frequency of the radio wave, the angle at which it leaves the antenna, and the state of the ionosphere—which is subject to wide variation.

With few exceptions, the ionosphere will reflect a range of frequencies, this range depending on the degree of ionization in the

ionosphere. Frequencies above the maximum of this range will penetrate the ionosphere and continue into outer space. Frequencies below the minimum will be absorbed within the ionosphere. In either case, long-distance communication via the ionosphere is not possible.

The highest frequency that the ionosphere will reflect between two points is called the *Maximum Usable Frequency*, or *MUF*. The lowest frequency is called the *Lowest Useful Frequency*, or *LUF*.

Ionospheric Variations. Because ionization is dependent primarily upon the effects of the sun, changes in the position of the earth with respect to the sun (due to its annual rotation and daily revolution), cause corresponding variations in the ionosphere. The intensity of ionization, and hence the degree to which radio waves are reflected, varies considerably from day to night, from season to season, and geographically.

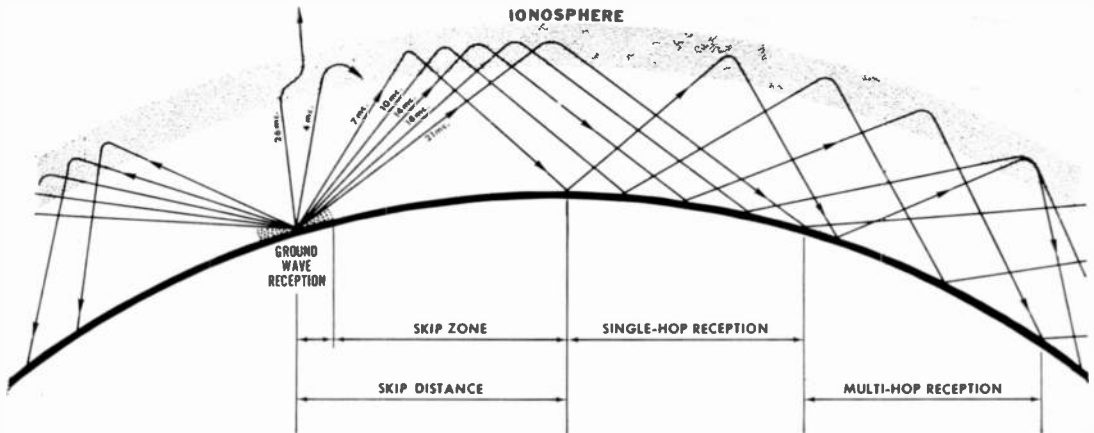
Because ultraviolet radiation is at a maximum during the day, ionization is most intense then, and the range of frequencies the ionosphere can reflect is relatively broad. At night, in the absence of sunlight, the ionosphere weakens because no new ions are being formed and those already formed tend to recombine with free electrons to become neutral gas molecules once more. As a result, *lower* frequencies must be used during the hours of darkness than during the daylight hours. If daytime high frequencies were used at night, the signal would penetrate the weakly ionized nighttime layers and not return to earth.

During the daylight hours of the winter months the maximum frequency the ionosphere can reflect is generally *higher* than during the daylight hours of the summer months, because the sun is closer to the earth in the winter (the fact that the northern hemisphere is colder is due to the sun's lower *zenith angle*), and the intensity of ultraviolet radiation sweeping the upper atmosphere is much greater.

During the nighttime hours of the winter, however, the situation is reversed. Due to the long winter nights, there is much more time available for recombination to take place, as a result of which the winter nighttime ionosphere weakens considerably, resulting in much *lower* useful frequencies than during the summer nighttime period.

Winter Band Conditions. The following is a general summary of band conditions expected during the winter months.

11 Meters. The short-wave broadcasting station schedule changes which go into effect November 1 will once again show no use being made of this band. DX will be nil.



The conditions portrayed in the simplified drawing above are those found on a typical winter morning. A high frequency (such as 26 mc.) is not reflected back to earth but passes out through the top of the ionosphere. A low frequency (such as 4 mc.) is reflected but, because of the ionic density, much of the signal is absorbed before it can emerge from the ionosphere. Frequencies between 7 and 21 mc. are reflected at different angles because, for a given amount of ionic density, the higher frequencies must travel further in the ionosphere before being re-

flected back to earth. The highest frequency that can be propagated depends not only upon the ionic density, but also upon the angle at which the high-frequency wave front strikes the ionosphere. Since the earth is curved, this angle may be impossible to attain: as shown here, the useful reflection frequency spectrum is between 7 and 21 mc. Note how the "skip zone" is created, and how receivers in the multiple-hop reception zone may be able to pick up signals arriving from a variety of single, double, and triple hops, depending upon frequency.

13 Meters. Less use will be made of 13 meters by international broadcasters than at any time during the past ten years. Nevertheless, 21-mc. band frequencies have been scheduled for use by many of the world's major broadcasters, such as VOA and BBC. Reception in this band will generally be limited to the morning and early afternoon hours, with most of the programs scheduled between 1000 and 1600 GMT (5 a.m. to 11 a.m. EST).

16 Meters. Fewer openings are expected to occur on 16 meters this winter than in previous years when sunspot activity was greater. But all major broadcasters have scheduled transmissions in this band, and DX will vary from fair to very good, depending upon daily changes in propagation conditions. Transoceanic openings should take place every day of the month unless conditions are severely disturbed. More frequent openings will occur on paths from transmitters south of the border and from Africa. Best reception will be during the daylight hours, from early morning to late afternoon.

19 Meters. This will continue to be the best band for DX during much of the winter, although crowded band conditions during the peak daytime periods may result in some interference (QRM). In general, there

should be some DX every day between sunrise and late afternoon, and on good days the Latin Americans should come in for even longer periods than that.

25 Meters. During the winter months, the range of useful MUF's is at a maximum, being relatively high during the daylight hours, and quite low at night. Both the 25- and 31-meter bands, therefore, are "caught in the middle," being too low during the day and too high at night for any sustained periods of DX. Transoceanic openings will be limited to several hours a day, particularly around local dawn and sunset, during "transition" periods when conditions are changing. The best and most consistent DX will be from South America in the evening.

31 Meters. As just mentioned, 31 meters will also be too low for good DX during the day, and generally too high for stations other than from Latin America and Africa during the evening. There will be a considerable improvement next spring, however.

41 and 49 Meters. These bands will open for DX late in the afternoon and continue to be open from one part of the world or another throughout the night, until dawn or shortly afterward. Noise levels during the winter nighttime period are at

(Continued on page 119)

A Carl and Jerry Adventure in Electronics

THE FALL SEMESTER was well under way at Parvoo University. It was a beautiful autumn day, and while Jerry was straightening out an assignment with one of his professors, Carl rode around the campus looking at the new eight-story residence halls and the new ten-story graduate house. As an engineer, he was especially intrigued by the novel way more than ten thousand new seats had been added to the capacity of the football stadium. The floor of the stadium had been excavated to a depth of ten feet, thus making room for thirteen rows of new seats along both sides and one end.

Jerry was not in the room they shared in Residence Hall H3 when Carl returned, but Carl knew where to look for his friend. Sure enough, Jerry was in

two small electric motors. One looked like a phono motor with a ventilating fan on its shaft; the other had the appearance of a timer motor.

"What the heck's that?" Carl asked, pulling a stool up to the bench.

"Can't you read?" Jerry teased, pointing to the neatly lettered PER-TECTOR legend on the front of the instrument.

"So what's a 'Per-Tector'? What does it 'perfect' against?"

"It's a gadget brought out by the Apparatus Controls Division of the Honeywell Company in Minneapolis to detect the presence of perchlorethylene, a toxic gas used in dry cleaning. It'll be installed in coin-operated dry-cleaning plants and will automatically turn on extra exhaust fans whenever the gas concentration at this detector unit—

THE ELECTRONIC

the Electronics Laboratory examining a new piece of equipment that had come in for study and evaluation. The device resting on the bench in front of him consisted of two units. One was a case with a couple of jeweled indicator lights and a meter reading 0-100 ppm. on the front of it. Attached to this by a long, flexible, multiwire cable was a strange-looking object from which Jerry had removed a protective metal cover with ventilated ends.


Two small vertical chassis were mounted about a foot apart on a metal base plate, and a metal rod and a sealed glass tube about an inch in diameter reached across from one chassis to the other. A small glass tube was mounted on the outside of the left-hand chassis behind a round hole, and some sort of lamp bulb was mounted directly opposite behind a similar hole in the right-hand chassis. A combination reflector and protective shield was around this lamp, and directly beneath the shield were

which can be mounted away from the amplifier and control unit—reaches 40 ppm., well below the danger point for human beings."

"O.K. How?"

"This little tube behind the hole in the left-hand chassis is a sensitive ultraviolet radiation detector. Opposite it behind the matching hole in the right-hand chassis is a special ultraviolet lamp focused on the detector tube. The output of the detector is amplified and used in a kind of bridge circuit so that when the full and unobstructed radiation from the lamp falls on the detector the circuit is balanced and the meter reads zero.

"But this little fan is constantly drawing in air from the room and pushing it through the space between the lamp and the detector. Since perchlorethylene gas molecules have the ability to absorb ultraviolet radiation, if any of this gas is present in the air the instrument is 'sniffing,' even as little as one ppm., the



BLOODHOUND

By JOHN T. FRYE, W9ESV

presence of the gas will cut down on the radiation reaching the detector and produce a reading on the meter. This instrument is adjusted so that when the gas concentration reaches 40 ppm, a relay turns on the ventilating fans. It could be adjusted, though, so that this would happen when the concentration was as low as 10 ppm."

"What's the purpose of that long glass tube and the other stuff?"

"It's part of a really clever idea. Over a period of time, dust, dirt, and oily particles may collect on the lamp and sensor tube. To compensate for the loss of ultraviolet energy transfer this produces, the gadget automatically recalibrates itself. That long glass tube is filled with a specified concentration of perchlorethylene. Once every twenty-four hours, this little motor turns the steel shaft and rotates the gas-filled tube into place between the ultraviolet source and the detector and switches on calibrating circuits inside the amplifier.

"The balancing circuits adjust automatically for the proper reading for that concentration of the gas. After calibration, a latching mechanism that has been holding the tube in place releases and this counterweight pulls the tube out of the path of the ultraviolet beam. If the dirt accumulation is so heavy that proper compensation is impossible, this warning light on the amplifier comes on and tells the operator to clean the lamp and sensor."

"Don't other substances besides perchlorethylene absorb ultraviolet radiation?"

"Sure. The device can detect fumes from gasoline, paint, lacquer, ammonia, styrene, foam rubber, tear gas, acids, ripe bananas or apples, liquor, and even vodka! It can't tell the difference between these various odors the way the human nose can, but it can react quantitatively to any of them; and, up to a point, it can be made especially sensitive

(Continued on page 100)

The CB Dilemma—

FRRIENDS tell me that one of my pet expressions is, "Let's look at this thing objectively." Most certainly, objectivity is required in order to resolve the dilemma presently facing the Federal Communications Commission and the Citizens Radio Service (popularly called CB). The release by the FCC in late July of numerous changes in CB Rules and Regulations has set off a chain reaction unlike anything seen in electronics in the past ten years.

CB—Where Did It Come From? There are many stories circulated as to just how CB was developed by the FCC. Hams and old-timers in electronics will remember the numerous attempts in the 1930's to introduce a "code-free" amateur radio license. During World War II there were scores of meetings in Washington on post-war frequency utilization. During one of these meetings, according to a popular version, Dr. Daniel Noble, vice president of Motorola, introduced the concept of a new business radio service. Looking to the future, Dr. Noble felt that there would be a call for a low-cost, short-range, two-way radio communications service. Little did anyone suspect that this still-unborn CB service would in six years (1958-64) grow to well over 700,000 licensed call-signs and probably 2,500,000 radio stations. Nor did anyone suspect that the "code-free" ham license advocates would swarm to CB as their natural habitat.

It is now possible to "second-guess" that the original Part 19 Rules were too loosely worded, and that even the name, "Citizens Radio Service," was a misnomer. Nevertheless, CB does exist and the incredible number of licensed stations cannot be wished away. The possible implementation of the new Part 95 CB Rules changes (see October issue, page 55) should afford all interested parties an opportunity to seek solutions to the CB dilemma.

Where CB Stands Today. Acting within the purview of the Communications Act of 1934, the FCC has redefined its Rules governing CB. These new Rules emphasize the personal business aspects of CB—as opposed to using CB for undefinable "hobby" purposes. As this is written, various groups have petitioned the FCC to set aside the November 1, 1964, deadline for the new Rules to go into effect.

One of the first actions was taken by Representative Ken Hechler (Dem., W. Va.) in a resolution offered in the House of Representatives. Congressman Hechler's resolution called for the FCC to undertake immediately a study of the CB Rules and to report back to both Houses of Congress on or before February 1, 1965. However, this resolution has been sidetracked in the Interstate Commerce Committee and may remain there until after the election.

Filings before the FCC for re-hearing include those of the KYOVA Citizens Radio Club, the California Citizens Band Association, Lafayette Radio Electronics in conjunction with Polytronics Laboratories, and the National Association for CB Radio. These filings contain important objections to the issuance of the new Part 95 Rules. At least one petition argues that the proposed Rules changes are invalid because of "points of law." Such arguments carry heavy weight and it is likely that the FCC may temporarily stay implementation of the Rules until such points can be clarified.

What Can Be Accomplished? Regardless of the strength of numerous arguments to continue CB in the same manner of operation as in the past, it is extremely doubtful that the FCC can or will greatly alter its current position. Washington pundits stress that the best CB'ers can hope for is a reversion to the old 5 minutes on and 2 minutes off (instead of the 5 and 5 imposed by the new Rules), and a modest increase in the number of interstation channels from 7 to 9.

In effect, those filing proposals with the FCC are fighting a delaying action.

-A Solution

In this Editor's opinion, the time and effort involved could be used to much greater advantage. Staving off final implementation of the Rules does not focus attention on the real problem.

The number of CB'ers that want to have a personal two-way radio system is enormous. It is obvious that, under the Communications Act of 1934, plus International Treaty arrangements, such personal radio systems are within the province of the Amateur Radio Service. However, the Amateur Radio Service has been in existence for decades—the CB service for only six years. The flood of applications for CB licenses during these few short years would seem to indicate that the Amateur Radio Service (as presently constituted) does not suit the needs of a special group of private citizens applying for CB licenses.

The "Communicator's License. Any student of political science and electronics experimenting can point out that the radio frequency spectrum is a limited natural resource. In a democracy, the ownership of this resource must be invested in the private citizens of this nation. The number of CB licensees would certainly indicate that hundreds of thousands of citizens are not being given due and proper consideration.

To solve the *CB Dilemma*, the FCC should consider instituting a new class of amateur radio license—the "Communicator's License." With this license classification, the FCC could capitalize on the experience gained from administering the CB service.

It is obvious that CB'ers are far more willing to suffer the trials and tribulations of channel crowding and interference than any other radio communications service. Also, CB'ers are not technically qualified in depth to build or drastically modify their equipment. In the main, CB'ers are willing to use "Type-Approved" equipment of low power input on assigned frequencies. Arguments pro and con CB do not involve any of these factors—only the nature and contents of broadcasts, which must be classified as amateur radio.

This new type of ham radio license could be made "codeless" and not violate international treaty. In fact, many readers may be surprised to learn that somewhat similar licensing arrangements (codeless ham tickets) currently exist in England, New Zealand, and Australia! The United States should do these countries one better and establish a block of assigned channels for a "Communicator's License." The authority to do so is contained in the International Radio Regulation, Geneva, 1959, Chapter X, Article 41, paragraph 1.63, which states:

(1) Any person operating the apparatus of an amateur station shall have proved that he is able to send correctly by hand and to receive correctly by ear, texts in Morse code signals. *Administrations concerned may, however, waive this requirement in the case of stations making use exclusively of frequencies above 144 mc.*
(The italics are ours.)

A small block of frequencies within the 4-megacycle breadth of the 2-meter radio amateur band (144-148 mc.) is an ideal locale for the CB'er whose sole desire is simply one of communication. The FCC could continue its policies of frequency assignment, limiting input to 5 watts, and antenna height restrictions, and not adversely affect the transmitting range of signals. Manufactured equipment for this band is now available which is only slightly more complex than equipment for the 11-meter CB channels.

Rather than disenfranchise hundreds of thousands of CB'ers because of a misunderstanding, let's resolve the *CB Dilemma* by making greater use of radio services and frequencies presently available.

-30-

-A Solution

In this Editor's opinion, the time and effort involved could be used to much greater advantage. Staving off final implementation of the Rules does not focus attention on the real problem.

The number of CB'ers that want to have a personal two-way radio system is enormous. It is obvious that, under the Communications Act of 1934, plus International Treaty arrangements, such personal radio systems are within the province of the Amateur Radio Service. However, the Amateur Radio Service has been in existence for decades—the CB service for only six years. The flood of applications for CB licenses during these few short years would seem to indicate that the Amateur Radio Service (as presently constituted) does not suit the needs of a special group of private citizens applying for CB licenses.

The "Communicator's License. Any student of political science and electronics experimenting can point out that the radio frequency spectrum is a limited natural resource. In a democracy, the ownership of this resource must be invested in the private citizens of this nation. The number of CB licenses would certainly indicate that hundreds of thousands of citizens are not being given due and proper consideration.

To solve the *CB Dilemma*, the FCC should consider instituting a new class of amateur radio license—the "Communicator's License." With this license classification, the FCC could capitalize on the experience gained from administering the CB service.

It is obvious that CB'ers are far more willing to suffer the trials and tribulations of channel crowding and interference than any other radio communications service. Also, CB'ers are not technically qualified in depth to build or drastically modify their equipment. In the main, CB'ers are willing to use "Type-Approved" equipment of low power input on assigned frequencies. Arguments pro and con CB do not involve any of these factors—only the nature and contents of broadcasts, which must be classified as amateur radio.

This new type of ham radio license could be made "code-free" and not violate international treaty. In fact, many readers may be surprised to learn that somewhat similar licensing arrangements (code-free ham tickets) currently exist in England, New Zealand, and Australia! The United States should do these countries one better and establish a block of assigned channels for a "Communicator's License." The authority to do so is contained in the International Radio Regulations, Geneva, 1959, Chapter X, Article 41, paragraph 1363, which states:

(1) Any person operating the apparatus of an amateur station shall have proved that he is able to send correctly by hand and to receive correctly by ear, texts in Morse code signals. *Administrations concerned may, however, waive this requirement in the case of stations making use exclusively of frequencies above 144 mc.*

(The italics are ours.)

A small block of frequencies within the 4-megacycle breadth of the 2-meter radio amateur band (144-148 mc.) is an ideal locale for the CB'er whose sole desire is simply one of communication. The FCC could continue its policies of frequency assignment, limiting input to 5 watts, and antenna height restrictions, and not adversely affect the transmitting range of signals. Manufactured equipment for this band is now available which is only slightly more complex than equipment for the 11-meter CB channels.

Rather than disenfranchise hundreds of thousands of CB'ers because of a misunderstanding, let's resolve the *CB Dilemma* by making greater use of radio services and frequencies presently available.

-30-



On the Citizens Band

with **MATT P. SPINELLO**, KHC2060, CB Editor

MANY CB CLUBS throughout the United States, whether newly formed or several years old, may be unaware of the advantages that incorporation brings. If you belong to, or are an officer of, a club that is not incorporated, you might want to consider obtaining legal advice on the matter.

As we understand it, each member of an *unincorporated* CB club is legally respon-

CB CLUBS AND THE LAW

sible for every other member's actions during any activity or service conducted by the club, and is liable for any action taken against the club—whether it's to

collect an overdue printing bill for the club newspaper or a damage suit created through the negligence of any one member.

Say that the local hot-rodder unfortunately happens to be a CB club member and while on an organized patrol decides to show onlookers that his Hurricane-8 will do 95 m.p.h. in a block and a half. He ends up smashing through a \$758.97 plate glass window. All of the other club members could be held financially responsible for a brand-new hunk of glass. Or say that a particular CB'er turns out to be the burglar of the year, and absconds with the club treasury when certain bills are due—the oth-


er members of the organization might have to pay those bills.

On the other hand, a corporation is an entity separate and distinct from its members. The law imposes no liability or responsibility on the individual for the debts or obligations of the corporation. One member is not liable for the acts, negligence, or carelessness of other members. In the cases we just mentioned, if the imaginary CB club involved were incorporated, only the corporation could be sued for non-payment or for the replacement of the expensive window. The individual CB'er would have to sell his CB unit or his boat to settle the damages.

We don't mean to suggest that the smaller unincorporated clubs should disband any more than we would expect them to go broke through the cost of incorporating. It's a good idea, however, to discuss these matters with an attorney, or better yet, invite one to speak at an upcoming meeting to fill in the membership on all the legal details.

FCC Returns Fee. It appears that Craig Norman, aged 14, of Albert Lea, Minn., and some 400 other boys in the nation are about to be issued checks for \$8 each by the FCC as the result of a case that came to the attention of Minnesota Senator Hubert Humphrey. Craig applied for a Class

Photos by John F. de Huarte



D Citizens Band license enclosing the prescribed \$8 fee. In answer to question 17 of the application which asks: "If applicant is an individual or a partnership, are you or any partner less than 18 years of age?", Craig's logical answer was "yes."

The FCC informed Craig (referring to Part 95, Sec. 95.13) that the Commission's Rules require an applicant to be 18 years of age and that the fee which he submitted with his application was not refundable and could not be transferred to another application. Craig's father then complained to the Commission that the age limit was not so stated on the license application form and requested that either a check be made out to his son or a reasonable explanation given as to why his 14-year-old's money should not be returned. He forwarded a carbon copy of his letter to Senator Humphrey.

Senator Humphrey wrote to Craig's father agreeing that the processing charge was unfair but, as presently stated, the Rules indicated that the application fee was not refundable. In another letter, Humphrey told Craig he would get his \$8 back and that, as a result of his case, the license forms would be changed so other teen-agers under the age limit would not be faced with the same set of circumstances. Then, in still another letter—to the FCC this time—Humphrey asked that the Commission find a way to refund Craig's money.

Commissioner Loevinger informed Senator Humphrey that the filing fee system had just recently been instituted by staff administrators and that about 400 other underage applicants were in the same situation as Craig. Loevinger stated that he had brought the matter before the FCC Board as a special item of business, and all the boys would get their money back. He further stated that he agreed with the Senator that the original determination to keep the money was an unreasonable application of the Regulations.

Tidbits from Club Bulletins. Via the *VE1 Newsletter* published by VE1RT, we have learned that the 27-mc. band is not all "CB" in Canada. Canadian amateurs are allocated 40 kc. in that band. The *Newsletter* also reports that a public opinion poll sponsored by Canadian manufacturers revealed a "disappointing" lack of interest by the general public in the General Radio Service (that's the official name for CB in Canada).

It's news to us, but *Collector and Emitter* of the Oklahoma City Aeronautical Center Radio Club, Inc., reports that "Hertz," abbreviated "Hz," is now the official U.S. standard term for "cycles per second." So if you start seeing KHz and MHz in various electronic journals, the terms are your old friends "kc." or "kc/s" and "mc." or "mc/s" in their new clothes.

Club Chatter. Running up and down the aisles of a 450-car-capacity parking lot to see where empty spaces are available is not the most efficient way to handle such a situation. At the Saskatoon Industrial Exhibition last July in Saskatchewan, Canada, members of the Saskatchewan Citizens Band Radio Club found that the job could be done in much less time using walkie-talkies, with less wear and tear on shoe leather to say nothing of the physical exertion involved. They "handled traffic" in this way for a full week. The SCBRC members also were instrumental in nabbing a few would-be "non-payers" trying to make their way into the "exit" gate.

Donna Kirkpatrick, 10Q2258, Lubbock, Texas, informs us that she is a member and reporter for "one of the best CB clubs in the area." The club, the Hub City Radio Association, was organized in November, 1961, with a charter membership of 17. Their main purpose is to promote CB in all walks of life and to educate the general public in its everyday use. Mem-
(Continued on page 112)



November, 1964

A simulated search demonstration was held recently by Washington, D.C., REACT members in conjunction with the Suburban Citizens Radio Association jamboree at Bladensburg, Maryland. Participating in the search were REACT mobiles, walkie-talkies and aircraft CB units. Shown in photo at far left is press photographer and CB'er John F. de Huarte, KK10038. The search was directed by Chief Robert Bajanski from the mobile of Bob Bridges, KCG2486 (second photo), which could be called a "roving base station"; his car is equipped with a 23-channel CB transceiver, p.a. system, sound system, police and fire call monitors, and a 117-volt a.c. power supply, all neatly mounted under the dash. Immediately at left are some of the members of the ground crew who took part in the event.

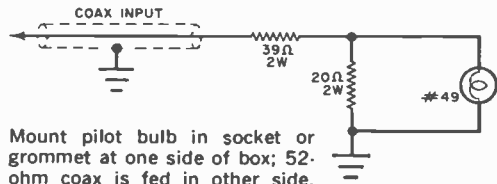

Stable Load Light for CB

THE time-honored practice of using a light bulb as a dummy load when tuning up a CB transmitter has one serious drawback: The light bulb does not represent a 52-ohm impedance and, as a matter of fact, its impedance changes with brightness. On the other hand, a light bulb does give a visual indication of transmitter output.

The "Load Light" combines the best features of a light bulb and a resistive load. As shown in the schematic, a pilot light is connected across one resistor in a voltage divider. While the lamp does change impedance slightly, the resistive network serves to keep the load at a relatively constant impedance. A small Minibox serves as a shielded chassis.

Designed strictly for low-power CB transmitters, the "Load Light" will give you a quick, accurate way to tune up your rig—off the air.

—Ken James



Mount pilot bulb in socket or grommet at one side of box; 52-ohm coax is fed in other side. Keep all component leads short.



Improving Audio Quality

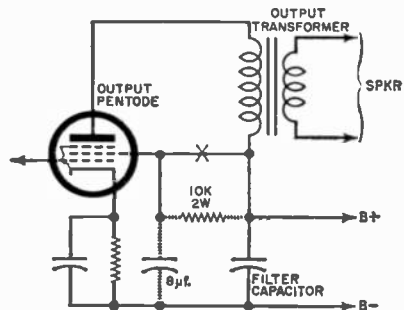
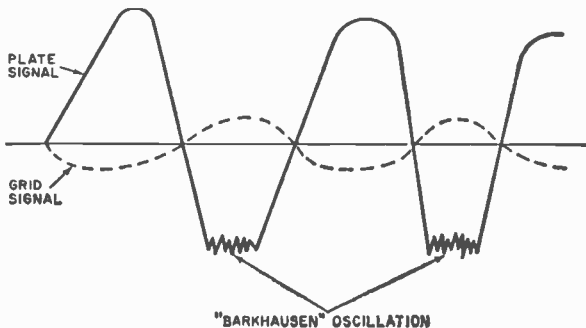
MANY inexpensive receivers, equipped with a single-ended pentode output stage, have reasonably good audio quality at low levels, but suffer from "tinfoil in the piano" distortion as the volume is increased. If the difficulty is due to a hopelessly inadequate output transformer and/or speaker, replacement with better quality components is the only remedy.


In some sets, however, the trouble is much less serious, being simply a question of "omitted" components: a resistor to reduce the screen voltage, and a screen bypass capacitor. The result is that when a strong positive pulse on the control grid drives the tube toward saturation the screen is momen-

tarily more positive than the plate, so that weak "Barkhausen" oscillation sets in, distorting the signal. A typical waveform showing what happens appears below.

To cure the problem, simply break the direct connection between the B-plus and the screen and insert a 10,000-ohm, 2-watt resistor. Then, add an 8- μ f., 150-volt capacitor at the screen (these two components are shown in dotted lines in the schematic diagram). Further improvements can sometimes be made by shunting the primary of the output transformer with a small (0.001- μ f.) capacitor, if this component has also been omitted.

—Ronald L. Ives





Across the Ham Bands

By **HERB S. BRIER** W9EGQ
Amateur Radio Editor

PHONY PHONETICS

MOST skilled operators recognize the value of phonetic words in getting call letters and difficult words through on phone under poor conditions. Not all hams believe in them, however. The other day, for example, I tuned across a certain W2 with a two-letter call (and a broad signal) transmitting CQ. No phony phonetics. No "Whiskey-Bravos." No "this" and no "that," and any ham who had the temerity to use phonetics while calling him got a tongue-lashing for his pains.

Although this ham's operating procedures leave much to be desired, you have to sympathize with him when you hear something like the following: "Calling the figure five, N for Nebraska, the figure two, J for Johannesburg, E for Elizabeth, H for Honolulu. This is W for Washington, the figure nine, E for England, G for Guatemala, Q for Quinine." When this is repeated many times (even after contact has been established), you may even become a confirmed hater of phony phonetics.

Of course, using phonetics when they are not needed—and no ham needs phonetics to recognize his *own* call letters—is irritating to other operators and a waste of time.

Even worse is to use nonstandard and constantly changing phonetics for the same letter. This quaint habit is more likely to confuse the listener than to help him.

To illustrate what can happen with the wrong phonetics, I recently heard a U.S. ham with call letters ending in "YCP" raise a DX-pedition station in Luxembourg for his first "LX" contact. Unfortunately, the "LX" copied his call letters as "YTP." So "YCP" worked valiantly to get them corrected by repeating "Y for Yukon, C for Chicago, P for Portugal" many times. Eventually, the "LX" got the message, changed the call letters to "UCP," and signed off much to the frustration of "YCP."


If you say "Yukon" aloud a few times, it becomes obvious why it is such a poor phonetic for "Y," especially for a foreign ham who knows little English.

International Phonetic Alphabet. Actually there is little reason to choose phonetic words haphazardly when the International Phonetic Alphabet is available. This list is used in virtually all domestic and international commercial and military radio-telephone communications circuits, and it is

Amateur Station of the Month



Amateur radio is the kind of hobby you can take up at practically any age. Ira C. Shultz, W3CEF, of Lancaster, Pa., a retired mail clerk, was 65 when he started—some nine years ago. He got his ham license the same year he retired. W3CEF operates both fixed and mobile on all amateur bands from 80 through 2 meters. He will receive a one-year subscription to POPULAR ELECTRONICS for submitting the winning photo for November in our Amateur Station of the Month contest. If you want to enter the contest, send us a clear picture of your station—preferably showing you at the controls—along with some information about yourself, your equipment, and your operating achievements. If you don't win, we'll try to publish your picture anyway, as space permits. All contest entries should go to Herb S. Brier, Amateur Radio Editor, POPULAR ELECTRONICS, Box 678, Gary, Indiana 46401.



Larry Fritz, W8LHY, of Cleveland, Ohio, dressed up his station by building a single cabinet to house both his transmitter and receiver. The transmitter (on the right) is also home-constructed, and has worked 44 states and Canada in about three months.



Don Adams, W5IFX, of Albuquerque, New Mexico, managed to put 43 states, Canada, Puerto Rico and Mexico in his logbook before he knocked the "N" out of his call.

rapidly replacing other phonetic lists in the amateur service.

Some hams feel that using standard phonetics eliminates some of the "color" from amateur radio by eliminating the clever phrases like, "AMD—A Million Dollars," "BBW—Big Bad Wolf," and "KMM—Kiss Me Madly" (used by a YL) that they have devised to fit their call letters. We believe, however, that when conditions are bad enough to require phonetics, these clever phrases seldom get through unless they are printed on a QSL card.

FCC News. With the FCC's determination to stamp out all hobby-type operation in the CB service clearly spelled out in the new CB regulations effective November 1, now is the time for individual amateurs and amateur clubs to help sincere CB operators obtain their ham licenses. Make no mistake about it; many of them are potentially fine radio amateurs. Don't worry about the few irresponsible, something-for-nothing boys becoming amateurs—the extra effort needed to get a ham license will wash this type out pronto.

International Phonetic Alphabet

A—ALPHA	M—MIKE	Y—YANKEE
B—BRAVO	N—NOVEMBER	Z—ZULU
C—CHARLIE	O—OSCAR	1—WUN
D—DELTA	P—PAPA	2—TOO
E—ECHO	Q—QUEBEC	3—TH-UH-REE
F—FOXTROT	R—ROMEO	4—FOWER
G—GOLF	S—SIERRA	5—FI-IV
H—HOTEL	T—TANGO	6—SIX
I—INDIA	U—UNIFORM	7—SEV-EN
J—JULIET	V—VICTOR	8—AIT
K—KILO	W—WHISKEY	9—NIN-ER
L—LIMA	X—X-RAY	0—ZE-RO

In mid-July, the Federal Court of Appeals in Chicago ruled that the FCC had the legal right to impose radio license fees (which the Commission had been collecting and holding in escrow pending the outcome of the court hearing). This action apparently concludes the matter unless the ARINC and other petitioners attempt to carry their protests to a higher court.

Also in July, the Commission relieved amateur radioteletype (RTTY) stations of the necessity of transmitting the call letters of the station being worked in the radiotelegraph code as well as in the RTTY code. However, normal identification procedures must be followed on RTTY and the transmitting station's call letters must be transmitted in the radioteletype code at a moderate speed at least once every ten minutes.

WW DX Contest. With the arrival of fall, every weekend supports some kind of a QSO contest. Coming up shortly are two of the biggest: *CQ's* "World-Wide DX Contest" and the ARRL's "Section Sweepstakes."

The phone section of the WW DX Contest starts at 7 p.m., EST, Friday, October 23 (0000, GMT, Saturday) and ends 48 hours later. The c.w. fray covers the same time period starting at 7 p.m., EST, November 28.

You operate on one or several amateur bands and work as many DX stations as possible, exchanging RS/RST reports and DX "zone" numbers with each one. The same station may be worked once per band. North American hams earn three points per contact outside North America and two points per contact with DX stations on the continent. Stations in one's own country can be worked for zone and country multipliers but not for contact points. Your total
(Continued on page 114)

Equipment Report

LAFAYETTE HB-400

New CB transceiver features
built-in speech "Boost"



HOW CLOSE can manufacturers get to the ultimate refinement of a tube-type, 23-channel, straight AM transceiver? After taking a long, hard look at the brand-new \$169.50 Lafayette HB-400 (Lafayette Radio Electronics, 111 Jericho Turnpike, Syosset, L.I., N.Y. 11791), it doesn't seem possible that there is anywhere left to go, or anything left undone.

POPULAR ELECTRONICS put one of the first 20 transceivers of the HB-400 series through its paces for three weeks. As a base station, the HB-400 had impressive receiver sensitivity. On a quiet channel and with a Hy-Gain Model VP-1 antenna, signals 50-55 miles away could be easily read. With the unit set up for mobile operation, the 23-channel convenience proved invaluable time after time in driving around metropolitan New York.

The HB-400 has two very special features. With any transceiver using a frequency-synthesis circuit, there must be some way to tune in those other stations slightly higher or lower than the channel frequency; in the HB-400, this is done via crystal control—one crystal on frequency and two other crystals set 2500 higher and lower, respectively. On transmit, the operator can put a built-in speech clipper into operation (called "Boost") from the front panel, effectively upping the percentage of modulation for greater readability at longer distances.

All in all, it's a tough one to beat.

-30-

Circle No. 87 on Reader Service Page 15

BOX SCORE				
	Excellent	Good	Fair	Poor
Talk Power	✓✓			
Selectivity	✓			
Sensitivity	✓			
Squelch	✓			
Noise Limiting	✓			
Stability	✓			
Operating Ease	✓			



Mounted below the dash in a 1959 Pontiac station wagon, the HB-400 was bounced around for 500 miles with absolutely no ill effects.



Transistor Topics

By LOU GARNER, Semiconductor Editor

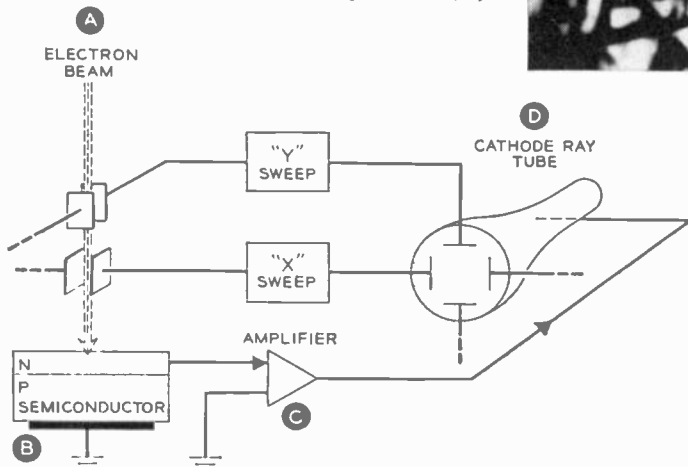

A BETTER UNDERSTANDING of semiconductor crystal structure may result from a new inspection technique developed at Bell Telephone Laboratories. This knowledge, in turn, could lay the foundation for the production of improved transistors and related devices, and even lead to the development of totally new members of the semiconductor family.

The new technique employs a scanning electron microprobe to enable scientists to study internal crystal defects in semiconductor junctions without damaging the specimens or requiring special treatments. Using an electron beam in much the same way as an optical microscope uses rays of light, the electron microprobe is a standard research laboratory instrument. In conventional uses, an electron beam is scanned across the surface of the sample being studied. As the beam strikes the surface, a picture is produced by collecting the X rays or electrons emitted. With the Bell Laboratories technique, however, the electron beam penetrates the material and a picture is produced by collecting the charges generated in the material by the beam. Opaque materials can be examined using this new method.

The basic technique is illustrated in Fig. 1. A finely focused electron beam (A) probes and scans the semiconductor specimen (B),

penetrating it to a depth determined by the energy of the beam—the greater the energy, the deeper the beam penetration.

As the beam probes and scans the sample under test, it generates hole-electron pairs in the semiconductor materials. When these pairs reach the electric field region of a $p-n$ junction, they separate into positive and negative charges, giving rise to a current. In a region of crystal defects, the charges recombine and thereby reduce this response current. The current is fed through an amplifier (C) to the grid of a cathode-ray tube (D). The CRT's vertical and horizontal sweeps are at the same rate as that of the scanning probe. Result: a map-like display of the diode's response current on the CRT's



Highly magnified internal views of crystal imperfections in a silicon diode above and at right were taken at Bell Laboratories (perpendicular to three different crystal planes) using a scanning electron microprobe.

Fig. 1. Basic technique developed by Bell scientists for studying the internal imperfections in semiconductor crystals.

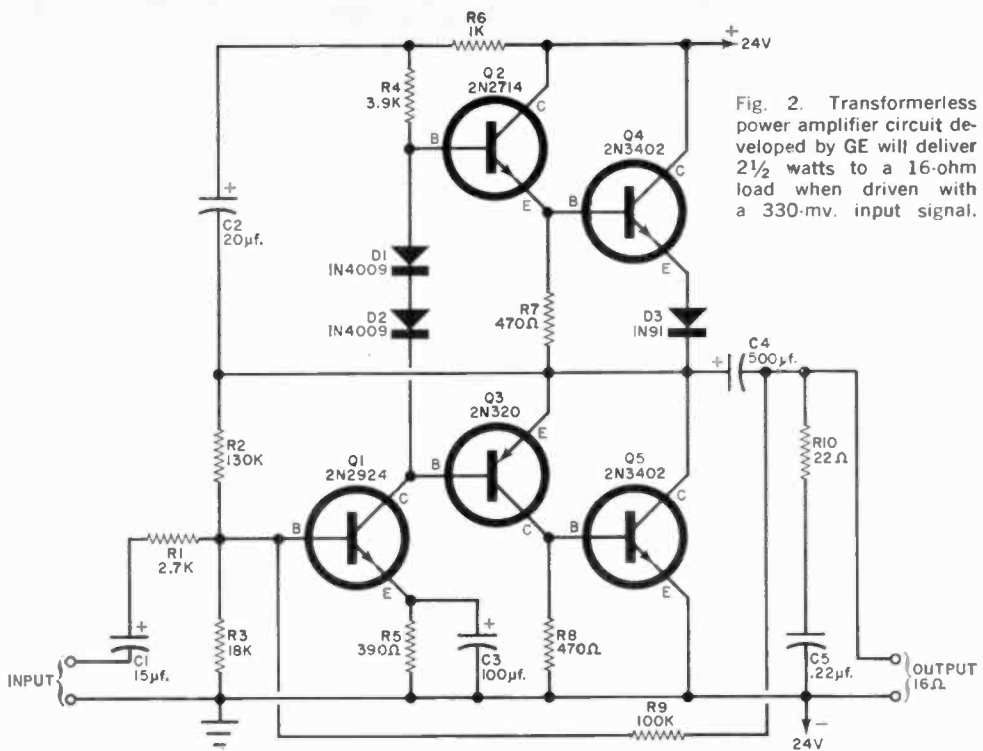



Fig. 2. Transformerless power amplifier circuit developed by GE will deliver 2½ watts to a 16-ohm load when driven with a 330-mv. input signal.



screen, with internal crystal imperfections appearing as dark regions in the picture.

The accompanying photomicrographs, typical of those obtained with the new technique, show three different internal views (perpendicular to three different crystal planes) of imperfections in a silicon diode. A large number of structural phenomena have been observed while studying semiconductor diodes. Thus far, two basic types of internal defects have been identified: (1) arrays of impurities, and (2) bundles of dislocations called "slip planes."

James J. Lander, James R. Mathews, Herbert Schreiber, Jr., and Thomas M. Buck of Bell Laboratories developed the new test technique and performed the initial studies. Wolfgang Czaja, also of Bell, is conducting current studies.

Manufacturer's Circuit. Favorable reader response to the hi-fi preamplifier circuits featured in the September and October columns prompted your Semiconductor Editor to search his files for a suitable power amplifier schematic. Considerable digging turned up the one shown in Fig. 2.

Like the preamps previously discussed, this circuit was developed by General Electric (Semiconductor Products Dept., Electronics Park, Syracuse, N. Y.) to demonstrate the use of their low-cost silicon transistors. A transformerless design, the circuit

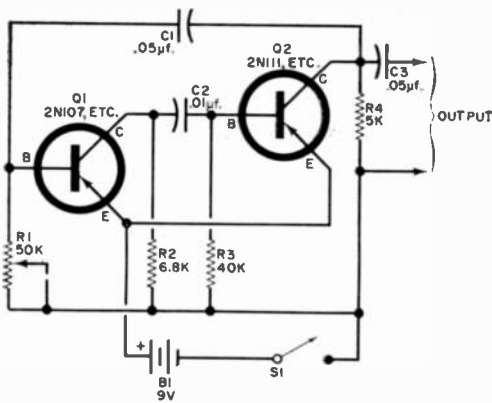


Fig. 3. The "signal injector" circuit submitted by reader Luis Diaz can be employed in testing both audio amplifiers and radio receivers. Although the unit's basic output signal is at an audio frequency, its harmonics extend well up into the r.f. spectrum.

can deliver $2\frac{1}{2}$ watts output into a 16-ohm load when driven with a 330-mv. input signal. At this power level, the total harmonic distortion at 1 kc. is less than 1%, while the IM distortion is less than 2%. With an output impedance of about 1 ohm, the amplifier's frequency response is flat over the entire audio spectrum and well beyond.

Transistors $Q1$, $Q2$, $Q4$ and $Q5$ are *npn* types and $Q3$ is a *pn*p type. Direct-coupling is used between stages. In operation, $Q1$ serves as a pre-driver and $Q2$ - $Q3$ as a series-connected phase inverter driving the single-ended "push-pull" power output stage, $Q4$ - $Q5$. Transistor $Q1$'s stabilized base bias is furnished through voltage-divider $R2$ - $R3$ in conjunction with emitter resistor $R5$, bypassed by $C3$. With direct-coupling used, $Q1$, in turn, effectively establishes the base bias conditions for succeeding stages. Resistor $R9$ provides a feedback loop around the entire amplifier, while $C4$ serves as an output coupling capacitor and $R10$ - $C5$ as an equalization network.

Standard components are used. Transistor $Q1$ is a 2N2924, $Q2$ a 2N2714, $Q3$ a 2N320, and $Q4$ and $Q5$ are 2N3402's. All resistors are $\frac{1}{2}$ -watt units. Capacitor $C5$ can be paper or ceramic, while all the other capacitors are electrolytics; $C1$ and $C4$ have a 15-volt rating, $C2$ a 25-volt rating, and $C3$ a 3-volt rating. Diodes $D1$ and $D2$ are 1N4009's and $D3$ is a 1N91.

The amplifier can be assembled either on a conventional metal chassis or on an etched circuit board. A "clean," well-planned layout should be used and, of course, all d.c. polarities must be observed. Suitable heat sinks should be provided for the output

transistors, $Q4$ and $Q5$. A standard shielded phono jack can be used as the input connector, and a conventional screw-type terminal strip for the (speaker) output.

Designed for operation from a 24-volt d.c. power source, the amplifier requires 150 ma. It can be powered either by conventional dry batteries (preferably heavy-duty types for maximum life), or by a line-operated d.c. power supply.

Readers' Circuits. The *test instrument circuit* in Fig. 3 was submitted by reader Luis Diaz (860 Columbus Ave., New York 25, N. Y.). Delivering a strong output signal rich in harmonics, the self-contained unit can be used for signal injection tests of both audio amplifiers and radio receivers.

Referring to the diagram, *pn*p transistors $Q1$ and $Q2$ are used in common-emitter configurations. The instrument is essentially a collector-coupled multivibrator. The base bias of $Q1$ is supplied through $R1$ and that of $Q2$ through $R3$. Resistors $R2$ and $R4$ serve as collector loads for $Q1$ and $Q2$, respectively. Interstage coupling is provided by $C1$ and $C2$, while $C3$ serves as an output coupling capacitor. Operating power is furnished by $B1$, controlled by s.p.s.t. switch $S1$.

In common with most multivibrator circuits, the instrument's operating rate (or frequency, if you prefer) is determined by the *RC* time constants of its coupling networks. A change in the value of any of the components making up these networks will cause a corresponding change in frequency. This characteristic permits $Q1$'s base resistor, potentiometer $R1$, to serve as a frequency control.

The parts are readily available. Except for $R1$, the resistors are half-watt units, while the capacitors can be either ceramic or tubular paper types. Transistor $Q1$ is a general-purpose *pn*p type, and can be either a CK722, a 2N107 or a 2N1265, while $Q2$ can be a 2N111, 2N139, 2N218, 2N409, or any similar *pn*p type. A Burgess 2N6 or 2U6 is suitable for $B1$, a slide, toggle or rotary switch for $S1$.

Neither layout nor wiring should be critical. The circuit can be assembled on either a small metal chassis or a phenolic circuit board and housed in a plastic, wooden or metal case. An empty frozen fruit juice can may serve as a case if a probe-type instrument is preferred.

In practice, the "signal injector" is used for stage-by-stage equipment operational tests. Although the unit's basic output signal is at an audio frequency, it contains high-frequency harmonics extending well into the r.f. spectrum. Thus, the instrument is suitable for checking, say, all the stages in a small broadcast-band receiver.

(Continued on page 117)



Monthly Short-Wave Report

By **HANK BENNETT**, W2PNA/WPE2FT
Short-Wave Editor

SPECIAL DX BROADCAST!

On Monday, November 16, the first of a series of DX broadcasts to be conducted at our special request will be transmitted over CJCX, Sydney, Nova Scotia, Canada, on 6010 kc. This station, operating with 1000 watts, will be on the air from 0400 to 0525 EST, and the program will feature popular music and frequent identifications. The same program can be heard on CJCB, 1270 kc. (10,000 watts), and on CJCB-FM, 94.9 mc. (1000 watts).

Reception reports for any of these three outlets should be mailed to: QSL Card Department,

POPULAR ELECTRONICS, One Park Avenue, New York, N. Y. 10016. No announcement of this address will be made on the air. Only those who read this notice and send correct reports to us will be eligible to receive the special CJCB/CJCX QSL Card to be issued exclusively for this transmission.

The second in this series of special broadcasts will be announced shortly. We would welcome suggestions from interested DX'ers as to which stations you would like to have carry similar DX programs.

TUNING IN THE "BEAST OF THE AIRWAYS"

IN RECENT YEARS a new form of broadcasting has been developed known as "single sideband." The 75-, 40-, and 20-meter amateur bands are loaded with such signals, and a great number of commercial radiotelephone stations also employ SSB, or a modified form of it, on their overseas communication channels. Reception of an SSB station on a conventional radio is impossible. The signal has no steady carrier—simply bursts of energy representing one sideband—and a speaker sounds, roughly, as though he were trying to talk with his mouth full.

With patience and practice, however, the sidebanders can be conquered by short-wave listeners almost as easily as the conventional AM emissions. What many SWL's consider to be the "beast of the airways" can be tamed and turned into easily read signals by proper use of the BFO control to put the carrier back in the signal. This applies to both the ham stations and the commercial overseas stations.

There are two methods of tuning in SSB stations, both of which are performed with the BFO switch in the "on" position. The

One of our regular reporters in South America is Jack Perolo, PY2PE1C, of Sao Paulo, Brazil. Jack's equipment includes a modified National NC-190, a Hammarlund HQ-180, a Fujiya tape recorder, a home-built crystal oscillator, and a 42-foot long-wire antenna 150 feet high! To date he has logged 165 countries, with 151 of them verified.





Jeff Maltz, WPE2LWO, of Newark, N.J., listens on a Zenith "Trans-Oceanic" receiver. His record so far: 38 countries logged, 36 verified.

first method is to center the desired signal in the receiver passband (i.e., tune for the strongest peaks), then slowly vary the setting of the BFO control until the speech becomes intelligible. Generally, SSB signals

are tuned much like c.w. signals—that is, with the audio gain full up, and the i.f. or r.f. gain control at a lower setting.

The second method of tuning SSB is to set the BFO control in the correct position (as determined by the first method), and tune across the signal slowly and carefully with the bandsread dial. After experimentation, you will find that there are two "correct" BFO settings—one for stations using the

(Continued on page 126)

ENGLISH-LANGUAGE NEWSCASTS TO NORTH AMERICA

All of the stations below specifically beam English-language newscasts to the U.S.A. The times may vary a few minutes from day to day.

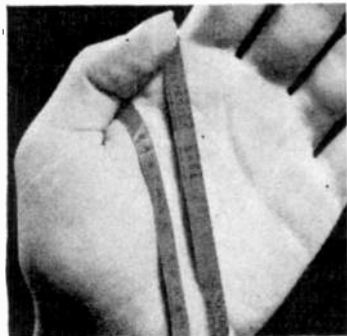
COUNTRY	STATION	FREQUENCY (kc.)	TIMES (EST)
Argentina	Buenos Aires	11,780, 9690, 6090	2200, 0100 (Mon.-Fri.)
Australia	Melbourne	17,840, 15,220	2030, 2130, 2230
		9580	0745
Bulgaria	Sofia	9700	1900, 2000, 2300
		7290	1630
Canada	Montreal	15,190, 11,760, 9585	1800 (Caribbean)
		9625, 5970	0215, 0300 (W. Coast)
Congo (East)	Leopoldville	11,755	1630
Congo (West)	Brazzaville	15,190	1430
Czechoslovakia	Prague	11,990, 9795, 9550, 7345	2030, 2230
		(also 15,285 at 2030; 11,990 at 2230)	
Denmark	Copenhagen	15,165	0700
		9520	2100
Finland	Helsinki	15,185	1530 (Mon.-Fri.)
West Germany	Cologne	11,945, 11,795, 9735	1010
		9640, 6075	2035
		11,795, 9735, 9575, 6145	0000
Hungary	Budapest	11,905, 9833, 7215	1930
		9833, 7215, 6234	2030, 2200, 2330
Italy	Rome	9575, 5960	1930, 2205
Japan	Tokyo	15,285, 15,135, 11,780	1900
Jordan	Amman	9555	2015
Lebanon	Beirut	9625	2130
Netherlands	Hilversum	17,810, 15,425	0930 (Tues., Fri.)
		15,425, 11,730	1535 (Tues., Fri.)
		15,425, 11,730	1630 (exc. Sun.)
		9715, 6085	2330 (exc. Sun.)
Portugal	Lisbon	6185, 6025	2105, 2245
Romania	Bucharest	11,810, 9510, 7225, 7195,	1730
		6190, 5990	
Spain	Madrid	11,715, 9615, 6140	2200, 2100, 2000
Sweden	Stockholm	15,240	0900
		11,805	2215, 2045
Switzerland	Berne	11,865, 9665, 9535	2015, 2315
U.S.S.R.	Moscow	9700, 9680, 9660, 9650,	1730, 1900, 2000,
		9640, 9620, 9610, 9570,	2100, 2300, 0040
		7440, 7390, 7360, 7310,	
		7290, 7240, 7170, 7150	
		(may not all be in use at any one time)	
Vatican City	Vatican City	11,740, 9645, 7250	1950

Some plain talk from Kodak about tape:

features and conveniences that result in better use characteristics



It's amazing what good things can happen when you've got a hobby. A lot of our scientists working on KODAK Sound Recording Tape have hobbies. And in almost every case, coincidentally, the hobby is tape recording. And engineers being the sort of restless, dissatisfied people they are, all kinds of off-hours research projects are in work to give Kodak tape a few extra features in terms of handling ease. One of our boys, for example, decided that he wanted to know just what kind of tape he was using in terms of thickness and base type, even when it was separated from its box. And he wanted



to know it at a glance. Another engineer decided that nothing would be more valuable from a quality-control standpoint than a method of knowing just when a given roll of tape was made. And even what part of the master web it came from. This led to a virtual revolution in the tape business. In an age when more and more companies are taking their names off their products and furtively sell-

ing them in unmarked white boxes, we are so proud of the quality and uniformity of our product that we are putting our name right on the back of the tape itself.

And not just our name. The kind of tape, too. Won't it be nice to know that you are using half-mil-polyester-triple-play every time you are using half-mil-polyester-triple-play? This means that even when you are using Kodak tape on an unmarked reel, you can still identify it.

Familiar with our Thread-Easy Reel? It's really worth knowing about because it cuts fumbling time down to zero. Here's how: you just take the end of the tape and drop it into the slot in the reel. Half a turn and it's engaged . . . securely. That's all there is to it. Not a worry about manhandling your tape, either. This reel's a real gentleman! Smooth surfaces. Bevelled edges. Dynamic balance. And notice, too, that each Thread-Easy Reel has a built-in splicing jig. That, plus the fact that it is calibrated on both sides, adds a few extra fillips well worth having.

If you've been really keen-eyed, you have probably noticed that we have been referring to Kodak tape where in previous ads we have always called it Eastman tape. There's a good reason for that. We've changed the name. Goodbye good old Eastman tape. Hello good old Kodak tape. This brings up a small problem. With the name change there are also number changes. And so you'll know just what to ask for, here's how the

nomenclature looks (old Eastman tape numbers are in parentheses) :

KODAK TAPE	BACKPRINTING CODE		
Type 31A (Type A303)	DURBL Base	1½ Mil	Std Play
Type 34A (Type A304)	DURHL Base	1½ Mil	High Output
Type 21A (Type A203)	DUROL Base	1 Mil	Extra Play
Type 21P (Type P203)	Polyester Base	1 Mil	Extra Play
Type 11P (Type P103)	Polyester Base	½ Mil	Double Play
Type 12P (Type P105)	Polyester Base	½ Mil	Triple Play



Note that the above list contains a pretty broad spectrum of recording tape. That's another nice thing about the Kodak line. You can get just about anything you need.

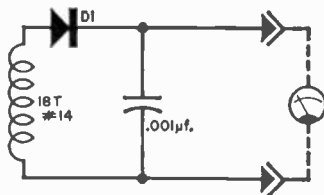
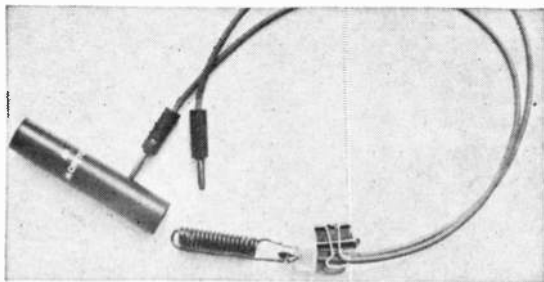
KODAK Sound Recording Tapes are available at all tape outlets—electronic supply stores, camera stores, specialty shops . . . everywhere. Oh, by the way, why did we change the name from "Eastman" to "Kodak"? Don't know, just thought it was a good idea at the time.

© Eastman Kodak Company, MCLMLXI

EASTMAN KODAK COMPANY, Rochester, N.Y.

CIRCLE NO. 10 ON READER SERVICE PAGE

CB R.F. Monitor / FS Meter



Wire the coil, diode, and capacitor together as shown, bringing two leads out of probe to meter.

IF YOU'VE ever tried loading up a mobile CB or ham antenna while working alone and found yourself without a field strength meter or other tuning indicator, you can appreciate the author's predicament. A tuning indicator in the front seat of the car was needed, and the parts available to throw one together were those that happened to be in the junk box.

As an r.f. pickup, an 18-turn coil of #14 wire was close-wound on a wooden pencil, and then the pencil removed. A diode (the author used a 1N277, but a 1N34A or other


general-purpose type would work) and a 0.001- μ f. filter capacitor were added to the coil, and the whole works stuffed into a small plastic tube which happened to be lying around. Two leads were brought out for connection to a VOM.

To use the r.f. probe, simply secure it somewhere near the antenna, and set the VOM on a high microamp range. You can, of course, increase meter sensitivity by switching to lower ranges, but it's best to start high and work down.

—Bob Apperson, 7W1866




TV Magnifier Uses New Principles



TV set with and without magnifier (right and above). Degree of magnification with unit, which is made of acrylic glass, depends on its distance from the set.

DESPITE the fact that TV magnifiers are almost as old as TV, not much has been done with them since the early days of video when the 7-inch picture tube reigned supreme. If a German firm has its way, however, the magnifier may make a comeback. Virtues claimed for their device, dubbed "Scopemaster," are double magnification, reduction of the scanning line pattern, and tinting (blue) of the picture. The magnifier is said to contain 1000 concentric circles in its grinding pattern, each at a mathematically determined angle. The firm, located in Westfalia, West Germany, is represented in this country by Scope Giant Co., Beverly Hills, Calif.

—Hans F. Kutschbach



Share great moments with other great guys




Get a new set of wheels in the Army. Ten feet across or scooter size, there are more wheels in the Army than in any other organization in the Free World. Some are an adventure to drive, others take you to adventure—and, if you want, you can learn what makes each one roll.



Experts are made, not born. And the Army makes the best. Army schools teach hundreds of different specialties. If you qualify, you can sign up for the one you want before you enlist.

It's different from your home town. And who wouldn't expect it to be? After all, one of the reasons you join the Army is to see the world of differences.



You're not alone in today's action Army. Every experience you have is shared with other great guys. Regular guys who are learning, earning, growing, going, serving our Country, developing themselves. Just as you are.

But the wonder of these experiences is yours alone. No one can tell you how great it feels to master a difficult specialty like computer programming, missile repair, electronics, or construction. No one can live the excitement of landing in a foreign country for you. No one can know what your great moments in the Army will be. But you can be sure your life in today's Army will be full of great moments. Enough to add up to a great life.

Talk to your local Army recruiter. Let him tell you what the Army can do for you... and what you can do for the Army. Let him help you to that great moment, the moment you realize that...if you're good enough to get in, a proud future can be yours in today's action

Army

CIRCLE NO. 36 ON READER SERVICE PAGE



TRAIN WITH PHILCO

Home Study Courses

Study at home in your spare time and at your own pace. Choose from these courses:

- 1. Digital Computer Fundamentals.** An up-to-date introduction to the logical construction of a computer, its design, operation and application.
- 2. Programming for Digital Computers.** An introduction to the basic concepts and techniques of programming. Topics include number systems, flow charting, coding, debugging and program systems for the future.
- 3. Transistor Principles and Practice.** A comprehensive course for experienced electronics technicians and engineers. Experiments verify theory and design. Pulse and special circuits are included.

MAIL COUPON FOR FREE INFORMATION

PHILCO
A SUBSIDIARY OF *Ford Motor Company*

PHILCO TECHNOLOGICAL CENTER
C & Ontario Sts., Philadelphia, Pa. 19134 P-3

Please send information on the home study courses I have checked below.

Digital Computer Fundamentals, Programming for Digital Computers, Transistor Principles & Practices.

Name _____ Age _____


Occupation _____

Address _____

City _____ State _____ Zip _____



CIRCLE NO. 24 ON READER SERVICE PAGE



Tips and Techniques

EASY WAY TO MOUNT PHONO JACK ON P-C BOARD


Here's how to mount a phono jack at right angles to a printed circuit board with a minimum of fuss. You'll need a crimp-on closed-eye-terminal for a $\frac{1}{4}$ " stud and a Cinch-Jones Y-142 adapter (available for about three cents from any distributor). Cut the terminal just at the ferrule so you have a $\frac{1}{8}$ " tab projecting from the original eye. Flatten the Y adapter. Now mount the terminal and adapter near the edge of the board facing each other and about $\frac{1}{16}$ " apart. Insert the phono jack, tighten the nut, and solder the connections. The resulting mount is compact, neat, and surprisingly rugged.



—Don Lancaster

"QUICKIE" ANTENNA FOR YOUR FM TUNER

Want to make a "quickie" but efficient antenna for your FM tuner or your portable FM radio? Cut a length of #12-2 duplex solid-conductor power cable to about 36




inches. Remove 30 inches of the outer insulation and bend the two conductors in opposite directions. Now attach the stripped ends of the still bonded conductors to the antenna terminals, and you have your "rabbit-ears."

—Jon H. Larimore

WIRING WRINKLE

If you have a long run for an extension cord and don't want to clobber the wall with insulated "U" staples, try this wiring wrinkle. Put a dab of epoxy cement be-



Get your own copy! It's only \$1...

When your 1965 STEREO/HI-FI DIRECTORY arrives, and you see how valuable it is—even your best friend won't be able to wrest it away!

In 180 all-inclusive pages, you have authoritative prices and performance data—plus actual photos—of over 2,000 hi-fi components, from 170 different manufacturers!

The most comprehensive *Buyer's Guide* to date, this all-new Directory gives you all the vital statistics on speakers, tuners, receivers, changers, turntables, cartridges, tape recorders—on every hi-fi component manufactured today! Use this handy shop-at-home directory to compare similar items, dollar-for-dollar, feature-for-feature *before you buy*, and avoid excessive prices, disappointment, costly mistakes!

Would you like to have an up-to-the-minute listing of every hi-fi dealer in the country? And a complete rundown of all the FM stereo multiplex stations operating in the U.S. and Canada! You get *both* in the 1965 STEREO/HI-FI DIRECTORY!

But most important—if you want to get top value on

every hi-fi component you buy during the next twelve months, then...

SEND JUST \$1 NOW FOR YOUR COPY OF THE 1965 STEREO/HI-FI DIRECTORY

...and we'll rush this indispensable "Buyer's Guide" to your home—at once! (Tip! If you want to *keep* your copy, find a good hiding place, or learn these magic words: "Get your *own* copy!" "It's only \$1...")

---FILL IN AND MAIL THIS COUPON RIGHT NOW!---

Ziff-Davis Service Division, Dept. SD PE 114
589 Broadway, New York, N.Y. 10012

Please send me a copy of the 1965 STEREO/HI-FI DIRECTORY. My dollar, plus 15¢ for shipping and handling, (25¢ outside U.S.) is enclosed.

name _____ please print

address _____

city _____ state _____ zip code _____

PROFESSIONAL APPLIANCE SERVICING MEANS EXTRA INCOME FOR RADIO-TV REPAIRMEN. It's Fast - Easy to Learn

Appliance servicing is a natural side-line for Radio-TV Repairmen. There are probably hundreds of broken appliances in your neighborhood that can mean extra profits for you.

Now NRI offers a new, fast, easy course in Professional Appliance Servicing at a surprisingly low tuition rate. It includes appliance test equipment and covers—

- Small and Large Home Appliances
- Farm and Commercial Equipment
- Small Gasoline Engines

There's a special course arrangement to prepare you for air conditioning and refrigeration.

Send for FREE book describing opportunities and details of training—plus a sample lesson. No obligation and no salesman will call.

If you are in business for yourself, course costs can be tax deductible.



Appliance Division, Dept. 501-114
National Radio Institute, Washington, D.C. 20016
Please send Free Book on Professional Appliance Servicing and Sample Lesson.

Name _____

Address _____

City _____ Zone _____ State _____

Accredited Member National Home Study Council

Protect your
radio gear

with
the

Hy-gain

MODEL LA-1
LIGHTNING ARRESTER

The only lightning arrester
available that will withstand
10 direct strokes of lightning

- Installs in any standard 52 or 72 ohm coaxial feedline
- Eliminates heavy static build-up
- Bypasses 10 or more voltage surges of 15,000 amperes in 5 microseconds
- Precision constructed to MIL Specs.

Properly installed and maintained, the Model LA-1 offers lifetime protection against lightning being carried through the feedline of your antenna. **\$19.95** CB Net

The Model LA-1 and 62 other Hy-Gain Performance-Packed antennas and accessories for Citizens Band are pictured and described in Hy-Gain's new 16 page catalog for Citizens Band. Send for your copy today.

HY-GAIN ANTENNA PRODUCTS CORP.
8491 N.E. Highway 6—Lincoln, Nebraska
CIRCLE NO. 42 ON READER SERVICE PAGE

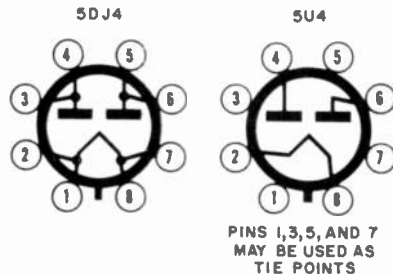
Tips

(Continued from page 94)

tween the wall and the wire, and hold the wire in place with a strip of masking tape. When the cement dries, peel the tape away and you'll have an invisible bond between wall and wire. —B. G. Waterman

SUBSTITUTING RECTIFIER TUBES

Be wary about replacing a rectifier tube such as a 5U4 with a 5DJ4 or similar tube. While at first glance the tube pin numbers and specifications may seem similar, many manufacturers utilize unused socket terminals as convenient tie points for components

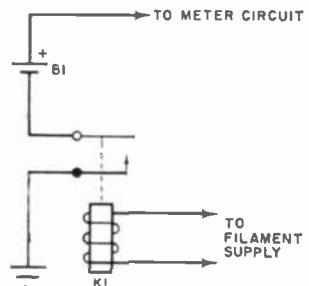


that may not even be a part of the rectifier circuit. The 5DJ4 has internal connections to tube pins that are not normally used in the 5U4. For example, if your set has a 5U4 rectifier socket with pin 5 as a ground, you'll have real trouble substituting a 5DJ4! —Carleton A. Phillips

VTVM BATTERY SAVER

The battery in a VTVM is used for measuring resistance and often, if the switch is in the ohms position and the leads touch, as may be the case in a tool kit, the battery can run down.

To avoid this situation, install an s.p.s.t. relay with a 6-volt a.c. coil (K1) so that the contacts are in series with the meter battery. The coil is then connected to the 6-volt filament transformer in the meter.



With the meter unplugged or turned off, the relay will open, disconnecting the battery from the meter circuit. In all other respects, the VTVM operates normally.—Edwin C. Storey

BUILD 20 RADIO

CIRCUITS AT HOME

with the Deluxe

PROGRESSIVE RADIO "EDU-KIT"®

A Practical Home Radio Course

only
\$26.95

Reg. U. S.
Pat. Off.



Training Electronics Technicians Since 1946

Now Includes

- ★ 12 RECEIVERS
- ★ 3 TRANSMITTERS
- ★ SQ. WAVE GENERATOR
- ★ SIGNAL TRACER
- ★ AMPLIFIER
- ★ SIGNAL INJECTOR
- ★ CODE OSCILLATOR

- ★ No Knowledge of Radio Necessary
- ★ No Additional Parts or Tools Needed
- ★ EXCELLENT BACKGROUND FOR TV
- ★ SCHOOL INQUIRIES INVITED
- ★ Sold in 79 Countries

**YOU DON'T HAVE TO SPEND
HUNDREDS OF DOLLARS FOR A RADIO COURSE**

The "Edu-Kit" offers you an outstanding PRACTICAL HOME RADIO COURSE at a rock-bottom price. Our Kit is designed to train Radio & Electronics Technicians, making use of the "Edu-Kit" in a progressive manner. You will learn radio theory, construction practice and servicing. THIS IS A COMPLETE RADIO COURSE IN EVERY DETAIL. You will learn how to build radios, using regular schematics; how to wire and solder in a professional manner; how to service radios. You will work with the standard type of punched metal chassis as well as the latest development of Printed Circuit chassis.

You will learn the basic principles of radio. You will construct, study and work with RF and AF amplifiers and oscillators, detectors, rectifiers, test equipment. You will learn and practice trouble-shooting, using the Progressive Signal Tracer, Progressive Signal Injector, Progressive Dynamic Radio & Electronics Tester, Square Wave Generator and the accompanying instructional materials.

You will receive training for the Novice, Technician and General Classes of F.C.C. Radio Amateur Licenses. You will build Receiver, Transmitter, Square Wave Generator, Code Oscillator, Signal Tracer and Signal Injector circuits, and learn how to operate them. You will receive an excellent background for television, Hi-Fi and Electronics.

Absolutely no previous knowledge of radio or science is required. The "Edu-Kit" is the product of many years of teaching and engineering experience. The "Edu-Kit" will provide you with a basic education in Electronics and Radio, worth many times the low price you pay. The Signal Tracer alone is worth more than the price of the kit.

THE KIT FOR EVERYONE

You do not need the slightest background in radio or science. Whether you are interested in Radio & Electronics because you want an interesting hobby, a well paying business or a job with a future, you will find the "Edu-Kit" a worth-while investment. Many thousands of individuals of all

ages and backgrounds have successfully used the "Edu-Kit" in more than 79 countries of the world. The "Edu-Kit" has been carefully designed, step by step, so that you cannot make a mistake. The "Edu-Kit" allows you to teach yourself at your own rate. No instructor is necessary.

PROGRESSIVE TEACHING METHOD

The Progressive Radio "Edu-Kit" is the foremost educational radio kit in the world, and is universally accepted as the standard in the field of electronics training. The "Edu-Kit" uses the modern educational principle of "Learn by Doing." Therefore you construct, learn schematics, study theory, practice trouble shooting—all in a closely integrated program designed to provide an easily-learned, thorough and interesting background in radio.

You begin by examining the various radio parts of the "Edu-Kit." You then learn the function, theory and wiring of these parts. Then you build a simple radio. With this first set you will enjoy listening to regular broadcast stations, learn theory, practice testing and trouble-shooting. Then you build a more advanced radio, learn more advanced theory and techniques in a progressive manner, and at your own rate, you will find yourself constructing more advanced multi-tube radio circuits, and doing work like a professional Radio Technician.

Included in the course are Receiver, Transmitter, Code Oscillator, Signal Tracer, Square Wave Generator and Signal Injector Circuits. These are not unprofessional "breadboard" experiments, but genuine radio circuits, constructed by means of professional wiring and soldering on metal chassis, using the new method of radio construction known as "Printed Circuitry." These circuits operate on your regular AC or DC house current.

THE "EDU-KIT" IS COMPLETE

You will receive all parts and instructions necessary to build twenty different radio and electronics circuits, each guaranteed to operate. Our Kits contain tubes, tube sockets, variable, electrolytic, mica ceramic and paper dielectric condensers, resistors, tie strips, hardware, tubing, punched metal chassis, Instruction Manuals, hook-up wire, solder, selenium rectifiers, coils, volume controls and switches, etc.

In addition, you receive Printed Circuit materials, including Printed Circuit chassis, special tube sockets, hardware and instructions. You also receive a useful set of tools, a professional electric soldering iron, and a self-powered Dynamic Radio and Electronics Tester. The "Edu-Kit" also includes Code Instructions and the Progressive Code Oscillator. In addition to the Radio & Electronics License training, you will also receive lessons for servicing with the Progressive Signal Tracer and the Progressive Signal Injector, a High Fidelity Guide and a Quiz Book. You receive Membership in Radio-TV Club, Free Consultation Service, Certificate of Merit and Discount Privileges. You receive all parts, tools, instructions, etc. Everything is yours to keep.

PRINTED CIRCUITRY

At no increase in price, the "Edu-Kit" now includes Printed Circuitry. You build a Printed Circuit Signal Injector, a unique servicing instrument that can detect many Radio and TV troubles. This revolutionary new technique of radio construction is now becoming popular in commercial radio and TV sets.

A Printed Circuit is a special insulated chassis on which has been deposited a conducting material which takes the place of wiring. The various parts are merely plugged in and soldered to terminals.

Printed Circuitry is the basis of modern Automation Electronics. A knowledge of this subject is a necessity today for anyone interested in Electronics.

FREE EXTRAS

- SET OF TOOLS
- SOLDERING IRON
- ELECTRONICS TESTER
- PLIERS-CUTTERS
- VALUABLE DISCOUNT CARD
- CERTIFICATE OF MERIT
- TESTER INSTRUCTION MANUAL
- HIGH FIDELITY GUIDE, A QUIZES
- TELEVISION BOOK, RADIO TROUBLE-SHOOTING BOOK
- MEMBERSHIP IN RADIO-TV CLUB: CONSULTATION SERVICE, A FCC AMATEUR LICENSE TRAINING
- PRINTED CIRCUITRY

SERVICING LESSONS

You will learn trouble-shooting and servicing in a progressive manner. You will practice on the test sets that you construct. You will learn symptoms and causes of trouble in home, portable and car radios. You will learn how to use the professional Signal Tracer, the unique Signal Injector and the dynamic Radio & Electronics Tester. While you are learning in this practical way, you will be able to do many a repair job for your friends and neighbors, and charge fees which will far exceed the price of the "Edu-Kit." Our Consultation Service will help you with any technical problems you may have.

FROM OUR MAIL BAG

J. Staaritis, of 25 Poplar Pl., Waterbury, Conn., writes: "I have repaired several sets for my friends, and made money. The "Edu-Kit" paid for itself. I was ready to spend \$240 for a course, but I found your ad and sent for your Kit."

Sen Valerio, P. O. Box 21, Magna, Utah: "The Edu-Kits are wonderful. Here I am sending you the questions and also the answers of them. I have been in Radio for the last seven years, but like to work with Radio Kits, and like to build Radio Testers. I have employed every minute I worked with the different kits; the Signal Tracer works fine. Also like to let you know that I feel proud of becoming a member of your Radio-TV Club."

Robert L. Shuff, 1534 Monroe Ave., Huntington, W. Va.: "Thought I would drop you a few lines to say that I received my Edu-Kit, and was really amazed that such a bargain can be had at such a low price. I have already started repairing radios and phonographs. My friends were really surprised to see me get into the swing of it so quickly. The Trouble-shooting Tester that comes with the Kit is really well made and finds the trouble, if there is any to be found."

UNCONDITIONAL MONEY-BACK GUARANTEE

**ORDER FROM AD—RECEIVE FREE BONUS
RADIO & TV PARTS JACKPOT WORTH \$15**

- Send "Edu-Kit" postpaid. I enclose full payment of \$26.95.
- Send "Edu-Kit" C.O.D. I will pay \$26.95 plus postage.
- Rush me FREE descriptive literature concerning "Edu-Kit."

Name.....

Address.....

PROGRESSIVE "EDU-KITS" INC.

(ATT: S. GOODMAN, M.S. in Ed., PRES.)
1186 Broadway, Dept. 628D, Hewlett, N. Y.

CIRCLE NO. 26 ON READER SERVICE PAGE


The All New

Devant "1"

A Perfect Example
Why CB'ers All Over the Nation are Buying
MOSLEY Antennas.

A field tested base station antenna that will equal or outperform anything available on the CB market today. Many of the features of the DEVANT "1" are built into the base section. The vertical element terminates in a phenolic sleeve which has greater strength than the aluminum element. Radials terminate into a high strength "Cycloc" base, which again, has more strength than the aluminum element. The Coax female connector is part of the (weather-proof) radial support assembly. Antenna mounting is simplified, just mount the antenna on your mast, tighten two screws and lock nuts. Tapering the ends of the aluminum tubing (called swaging) is designed to reduce wind load, and any possibility of vibrations which would cause metal fatigue. Loading and impedance matching of the DEVANT "1" is accomplished with loops of one eighth inch aluminum rods.

They look better,
go up faster,
have low
maintenance,
and
superb performance.



The Traveling Companion of
the DEVANT "1"
is the All New

Devant "2"

This stainless steel mobile antenna has the world famous Mosley performance. A slim line beauty with built-in durability. Take a look of these outstanding engineering efforts wherever Mosley antennas are sold.

For detailed specifications and performance data on the DEVANT "1" and/or DEVANT "2" write

Mosley Electronics, Inc. 4610 N. Lindbergh Blvd.,
Bridgeton Mo. 63044

CIRCLE NO. 46 ON READER SERVICE PAGE

Broadcast Band DX

(Continued from page 56)

use one winding (the one with heavier wire coming from the transformer) for a radio with 6-volt tubes. Connect the 5-volt and 6.3-volt windings together to power 12-volt tubes if the transformer has only these two windings; filament voltage will still be adequate. When connecting filament windings in series, remember that they must be in phase. Reverse the leads from one winding if you get little or no output.

Antennas. The old adage with regard to antennas is "the longer and higher, the better." For BCB DX you need plenty of sky-wire. If you have the space available, you can erect an inverted-L (a long-wire with a vertical lead-in at one end), or a T-antenna (center-tapped long wire). Plan on putting at least 75 to 100 feet of wire in the air exclusive of the single-wire lead-in.

Stranded antenna wire provides good strength with flexibility, but copper or copper-clad steel wire (#12, #14, or #18) can also be used. The latter type is somewhat more difficult to handle. Try to avoid kinks when hanging the wire, and terminate each end in an egg-type strain insulator. Run pieces of wire through the other insulator holes, and attach them to a mast, tree, chimney, etc. An excellent mounting arrangement is to run one supporting wire through a pulley anchored to a tree or pole. Attach the end of this wire to a sash weight, a piece of masonry, etc., so that when the wind blows the antenna will adjust and not break.

Grounds. Whatever type of antenna you use, be sure to protect your equipment with a gap-type lightning arrestor and a grounding switch. Any long sky-wire will pick up static electricity charges which can damage your receiver. When the receiver is not in use, a d.p.d.t. switch should be provided to disconnect the antenna wire from the receiver and connect it directly to ground.

A good ground serves a double purpose. In addition to providing a safety factor, it usually improves reception of BCB signals. Scrape a cold water pipe

clean and make your ground connection to it, preferably near the point where the pipe enters the soil. Alternately, you can use an 8' or 10' ground spike, preferably two or three. Install it as close as possible to the receiver, and use a heavy piece of wire to connect it to the receiver ground post.

If your receiver is a transformerless (a.c.-d.c.) type, do not attempt to ground the chassis, as you're liable to get a shock, and may blow a fuse.

Verifications. The ultimate object of any listening, whether it be short-wave or broadcast-band, is the receipt of a verification from the station you heard. This positively proves that you heard and properly identified the DX station.

Unfortunately, the day when every BCB station was anxious to receive such reports has passed. Today some reports are either ignored completely or answered purely as a courtesy. However, if you provide an honest, informative report, are polite in your request, and include return postage, many BCB DX stations will verify.

Be brief but thorough in your report, giving the date, the station's local time, and identifying information such as program title and material, etc.

Clubs and Publications. Joining a radio club will do much for you. For one thing, most clubs provide a regular bulletin informing you of what other members are doing and advising you of what is best to listen for and where. Many clubs maintain a verification card clearing house, and will forward any cards you receive. The following three clubs all recognize and cooperate with BCB DX'ers: National Radio Club, Box 63, Kensington Station, Buffalo 15, N. Y.; Newark News Radio Club, 215 Market St., Newark 1, N. J.; and Canadian DX Club, 24 Briscoe St., W., London, Ontario, Canada.

Some helpful publications include the *North American Radio-TV Station Guide* by Vane A. Jones (available from Howard W. Sams Co., 4300 W. 62 St., Indianapolis 6, Ind., \$1.95); the weekly *Broadcasting Magazine* (1735 DeSales St., Washington, D. C., \$7 per year); and the *World Radio-TV Handbook* by O. Lund Johansen, Ltd. (Gilfer Associates, Box 239, Park Ridge, N. J., \$4.95).

Happy hunting!




Now add tape

to your music system, add recording to a playback system, add stereo to a monaural system, or make special effect recordings on these new monaural or stereo tape transports with hyperbolic heads—no old fashioned pressure pads

MODEL 87 TRANSPORT (shown above)
with exclusive "Edit-Eze" feature
Two Motors • Two Speeds • Flexible
Head Arrangements • Tape Lifters
• Run-Out Switch • Counter • Erase-
Protect Interlock from \$138.00

RP83 AMPLIFIER (shown above)
Matching Record/Playback Pream-
plifier from \$92.50



MODEL 78 TRANSPORT
One Motor • Two Speeds • Flexible
Head Arrangements • Single Tape
Motion Control from \$85.00
You can always change or expand your
system with tape components.

MADE BY SKILLED AMERICAN CRAFTSMEN

Please send me free information on:

87 Tape Transport Complete Tape Recorders

78 Tape Transport _____

Name _____

Address _____

City _____ State _____ Zip _____



Viking OF MINNEAPOLIS, INC.

9600 Aldrich Ave. So. Minneapolis, Minn. 55420

The Electronic Bloodhound

(Continued from page 77)

to a particular substance. For some reason, one fact that determines which gas the device will be most sensitive to is the distance between the detector and the source of radiation. Honeywell is experimenting along this line at the present time. The possibilities are limitless."

"Let's see it do something," Carl requested, intrigued in spite of himself.

"O.K. I'll put the cover back on the detector unit so air drawn in by the fan will pass between the detector and the lamp. Notice that this electric bell takes the place of the exhaust fans the unit would normally control. See? Nothing happens when the unit is turned on and inhales only room air, but watch as I uncork this little bottle of perchloroethylene down here at the end of the bench."

Only seconds after the bottle of cleaning fluid was opened, the meter pointer started to climb. As it went past the "40 ppm." mark, the bell started ringing and continued to ring while the meter pointer went over against the peg even though Jerry had corked the bottle again. Then, slowly, the pointer came back down, and around mid-scale the bell ceased to ring.

IN the comparative quiet that followed, the boys heard loud voices outside the laboratory. When they went to a window, they saw a police squad car headed into the curb with its rotating top light still flashing. Two uniformed officers stood on the sidewalk holding the arms of a squirming little man so that he faced a well-dressed civilian getting out of the squad car. The boys rushed outside to see what was going on.

"Is this the man who robbed you, Mr. Garland?" one of the officers asked the well-dressed man. "Bugsy here has quite a record with us."

"Yeah, you dumb cops are always leaning on me," the squirming little man said, his weazened face distorted with hate. "What's the beef this time?"

"I—I can't be certain," Mr. Garland said, staring intently at the bat-eared

hard-eyed man in dirty shirt and tattered trousers. "He had a handkerchief over his face, and all I could seem to see was that long, sharp, switchblade knife in his hand. I've always had a kind of thing about knives, and I could almost feel it making shish kebab of my liver."

"Let's see if he has a knife, Mac," one of the officers suggested.

In spite of Bugsy's loud and profane protest, they turned his trouser pockets inside out. From the left pocket came a couple of crumpled dollar bills. The right pocket yielded a total of eighty dollars in neatly folded fives and tens. That was all. There was no knife.

"He could easily have gotten rid of it, Dolan," Mac said. "Mr. Garland, do you know how much money he took?"

"It happens I do," Mr. Garland answered. "While home for lunch I spilled some coffee on my trousers, and I changed into a suit the cleaner had just delivered. When I emptied my pockets I noticed I had exactly eighty dollars in bills. These were not in a wallet. I have a bad habit of carrying bills folded together and shoved down into my pocket.

"I drove downtown, parked the car in a parking lot, and took a shortcut through an alley toward my office. That's where the man stepped out from behind some packing cases with the knife in his hand and demanded my money. I gave it to him. He ran on into the alley, and I ran toward the street and hailed your squad car. This fellow looks very much like the one in the alley, but I can't be sure. I don't want to make a mistake."

"Bugsy," Officer Dolan demanded, "where did you get all that money?"

"Won it in a crap game!" the unkempt man snarled, "all eighty-two dollars of it. Why don't you two give up? Unless this character had his bills marked, you're out of luck. You heard him say he couldn't identify me. I don't have a knife. I'm carrying more money than he said he lost. If I'm roused again by you dumb flatfeet, you're going to be up before the judge on false arrest charges."

Jerry suddenly plucked Officer Dolan's sleeve and whispered to him at some length. The policeman, with a puzzled look on his face, finally turned to his fellow officer and said, "Mac, this guy thinks maybe he has a way of telling if

that money is Mr. Garland's or not. I don't understand how, but it's worth a try. Buggy, come along with us into the laboratory and absorb some college atmosphere—you can use it."

AS they reached the door of the laboratory, Jerry took Mr. Garland by the arm and stopped him. "Stay here by the door if you don't mind," he said. "You'll soon see why."

He switched on the Per-Tector and turned to the policemen who were still keeping Buggy between them. "This is the machine that might tell us if any or all of the bills came from Mr. Garland's pocket," he said. "It's very sensitive to cleaning fluid such as may have been used in cleaning Mr. Garland's suit. Since that suit is fresh from the cleaner, I'm hoping anything carried in the pockets will have picked up enough of the cleaning fluid fumes to register on the meter. We'll soon know. First, let's try this handkerchief of mine which has not been exposed to cleaning fluid."

He placed the handkerchief directly in front of the air intake of the Per-Tector, but the meter pointer never budged.

"Now, Mr. Garland, let's have your handkerchief," he said. "I'll come get it. I don't want the machine to 'smell' your freshly cleaned suit."

Mr. Garland took a handkerchief from a hip pocket, and Jerry picked it up with a pair of plastic tongs and laid it in front of the sensor unit. Instantly the meter pointer moved clear to the right, and the electric bell began to ring.

"Looks like we're in business," Jerry said triumphantly, returning the handkerchief. "Now I wish one of you officers would place the bills from Buggy's pockets, one at a time, in front of the air intake of the machine and watch what happens to the meter pointer. After each reading, remove the bill and let the pointer go back to zero before trying another."

Officer Dolan did exactly as Jerry suggested, and the results were dramatic and damning. Each of the five and ten dollar bills caused the meter to peg and the bell to ring, but when the one dollar bills were offered to it one at a time, the meter pointer did not budge.

(Continued on page 107)

LATEST SAMS BOOKS FOR EVERYONE IN ELECTRONICS

Use This Handy Order Form

- Electronic Gadgets for Your Car.** Practical projects for building a tachometer, transistorized battery checker and charger, handbrake protector, and other automotive electronic devices. Easy to build from readily available parts. Order CAR-1, only..... \$2.95
- Tape Recorders—How They Work.** New 2nd edition. Fully explains principles of magnetic recording, various types of recorders, mechanisms and components, testing procedures. Best reference book on the subject. Order TRW-2, only..... \$3.95
- Two-Way Mobile Radio Handbook.** Completely revised and enlarged. Latest coverage of 2-way radio equipment; explains basic system theory and operation; describes receivers; transmitters; control systems; power; servicing. Practical, complete information on 2-way radio. Order MRS-2, only..... \$3.95
- TV Receiver Tube Usage Guide.** Lists tubes, fuses and semiconductor diodes used in hundreds of popular TV receivers (including color models) made by over 25 manufacturers. Shows instantly what replacements may be needed. Order TUR-1, only..... \$1.95
- Science Projects in Electricity/Electronics.** Demonstrates basic principles of electricity and electronics through the construction of fascinating projects that are not only instructive but useful. Ideal for self-learning or as science-class project guide.
Order SPN-1, only..... \$2.95
 Science Projects in Electricity. SPE-1, only..... \$2.95
 Science Projects in Electronics. SPJ-1, only..... \$2.95
- Introduction to Microelectronics & Integrated Circuits.** A clear explanation of this most important development. Tells you what microelectronics is, how these amazing miniature integrated circuits are designed, how they work, how and where they are used.
Order ICL-1, only..... \$2.95
- Handbook of Algebraic & Trigonometric Functions.** Comprehensive reference includes basic formulas for geometry, algebra, trigonometry, and calculus; special sections present mathematical tables and conversions. Invaluable for students, technicians, and engineers. Order AIG-1, only..... \$2.95
- How to Read Schematic Diagrams. RSD-1..... \$1.50
- Computer Circuit Projects You Can Build. BOC-1..... 2.95
- TV Diagnosis & Repair. TDR-1..... 1.50
- Radio Receiver Servicing. RS-2..... 2.95
- Modern Dictionary of Electronics. DIC-2..... 6.95
- TV Servicing Guide. SGS-1..... 2.00
- Handbook of Electronic Tables & Formulas. HTF-2..... 3.95
- Electronic Experiments & Projects. ESE-1..... 2.50
- Tube Substitution Handbook. TJB-7..... 1.50
- 101 Ways to Use Your VOM & VTVM..... 2.00
- Understanding Transformers & Coils. TAC-1..... 1.95
- Automotive Electronics Test Equipment. AEL-1..... 2.50
- How to Repair Major Appliances. MAJ-1..... 3.95

Famous ABC's Books

- Computer Programming. CPL 1. \$1.95
- Electronics Drafting. DRA-1 \$1.95
- Boolean Algebra. BAB-1..... 1.95
- Transistors. TRA-1..... 1.25
- Electronic Test Equipment. STE-1 1.95
- Electronic Organs. ECO-1..... 1.95
- Electronics. ELW-1..... 1.95
- Lasers & Masers. LAL-1..... 1.95
- Short-Wave Listening. SWL-1..... 1.95
- Computers..... 1.95

HOWARD W. SAMS & CO., INC.

Order from any Electronic Parts Distributor or mail to Howard W. Sams & Co., Inc., Dept. PE-11 4300 W. 62nd St., Indianapolis 6, Ind.

Send books checked above. \$_____ enclosed.

Send FREE Booklist. Send Photofact Index.

Name _____

Address _____

City _____ Zone _____ State _____

PRINTED IN CANADA: A. C. Simmonds & Sons, Ltd., Toronto 7
CIRCLE NO. 29 ON READER SERVICE PAGE

LAFAYETTE RADIO ELECTRONICS

FREE!

1965 CATALOG No. 650

Over 500 Pages! *Featuring Everything
in Electronics for*

HOME • INDUSTRY • LABORATORY

from the "World's Hi-Fi & Electronics Center"

- Stereo Hi-Fi—All Famous Brands Plus Lafayette's Own Top-Rated Components
- Citizens Band—Transceivers, Walkie-Talkies and Accessories
- Tape Recorders • Ham Gear
- Test Equipment
- Radios, TV's, and Accessories
- P.A. Equipment; Intercoms
- Cameras; Optical Goods
- Marine Equipment; Auto Accessories
- Musical Instruments; Tools; Books and MUCH MORE

BUY ON TIME—
Use Lafayette's
famous Easy-Pay
Credit plan . . . up to
24 Months
to Pay

See the Largest Selection in Our 44-Year History



199⁵⁰

New LR-800 70-Watt Complete AM-FM Stereo Multiplex Receiver features a tuned nuvistor "front-end" and an FM "Stereo-Search" multiplex indicator. Excellent sensitivity, frequency response, and low distortion specs. Imported, 99-0005WX.



93⁹⁵

New LT-325 AM/FM Multiplex Tuner combines simplicity, flexibility, and superb styling. 20-Tube performance provides a great variety of features, including a new audible tone "Stereo Search System." Imported, 99-0001WX.



49⁹⁵


Model LA-224 24-Watt Stereo Amplifier combines high performance, beautiful styling and low price to give you a truly brilliant stereo performer. Full control facilities for integration with all hi-fi music sources. Imported, 99-0017WX.

HEADQUARTERS FOR THE HI-FI ENTHUSIAST



39⁹⁵
2 for
78.50

Model SK-300 "Decor-ette V" Slim 5-Speaker System utilizes the 5 most important speakers you may ever own. Four 6½" woofers and one 2½" cone-type tweeter designed to give optimum performance in a 4¼" thin oil walnut enclosure. Response from 50 to 18,000 cycles. Imported, 99-0008WX.



9⁹⁵

Lafayette 2-Station Transistorized Intercom features inter-unit tone calling, push-button operation and beautiful styling. A single 66 foot plug-in connecting cord allows for fast and simple hook-up. Powered by one inexpensive 9-volt battery. AC power supply/battery charger available. Imported, 99-4526.



59⁹⁵

Model RK-142 Deluxe Portable Tape Recorder perfect for the home, school, or office. Records and plays ½ track monaural at two speeds. Specially designed lever type motion switch gives fool-proof operation. Complete with dynamic microphone, connecting cables, and empty 7" reel. Imported, 99-1512WX.

Mail The Attached Card or Coupon TODAY For Your FREE LAFAYETTE 1965 Catalog

LAFAYETTE RADIO ELECTRONICS

FREE!

1965 CATALOG No. 650

Over 500 Pages! *Featuring Everything
in Electronics for*

HOME • INDUSTRY • LABORATORY

from the "World's Hi-Fi & Electronics Center"

- Stereo Hi-Fi—All Famous Brands Plus Lafayette's Own Top-Rated Components
- Citizens Band—Transceivers, Walkie-Talkies and Accessories
- Tape Recorders • Ham Gear
- Test Equipment
- Radios, TV's, and Accessories
- P.A. Equipment; Intercoms
- Cameras; Optical Goods
- Marine Equipment; Auto Accessories
- Musical Instruments; Tools; Books and MUCH MORE

BUY ON TIME—
Use Lafayette's
famous Easy-Pay
Credit plan . . . up to
24 Months
to Pay

See the Largest Selection in Our 44-Year History



199⁵⁰

New LR-800 70-Watt Complete AM-FM Stereo Multiplex Receiver features a tuned nuvistor "front-end" and an FM "Stereo-Search" multiplex indicator. Excellent sensitivity, frequency response, and low distortion specs. Imported, 99-0005WX.



93⁹⁵


New LT-325 AM/FM Multiplex Tuner combines simplicity, flexibility, and superb styling. 20-Tube performance provides a great variety of features, including a new audible tone "Stereo Search System." Imported, 99-0001WX.



49⁹⁵

Model LA-224 24-Watt Stereo Amplifier combines high performance, beautiful styling and low price to give you a truly brilliant stereo performer. Full control facilities for integration with all hi-fi music sources. Imported, 99-0017WX.


**HEADQUARTERS
FOR THE HI-FI
ENTHUSIAST**



39⁹⁵
2 for
78.50

Model SK-300 "Decor-ette V" Slim 5-Speaker System utilizes the 5 most important speakers you may ever own. Four 6½" woofers and one 2½" cone-type tweeter designed to give optimum performance in a 4¼" thin oil walnut enclosure. Response from 50 to 18,000 cycles. Imported, 99-0008WX.

Lafayette 2-Station Transistorized Intercom features inter-unit tone calling, push-button operation and beautiful styling. A single 66 foot plug-in connecting cord allows for fast and simple hook-up. Powered by one inexpensive 9-volt battery. AC power supply/battery charger available. Imported, 99-4526.



9⁹⁵

Model RK-142 Deluxe Portable Tape Recorder perfect for the home, school, or office. Records and plays ½ track monaural at two speeds. Specially designed lever type motion switch gives fool-proof operation. Complete with dynamic microphone, connecting cables, and empty 7" reel. Imported, 99-1512WX.



59⁹⁵

Mail The Attached Card or Coupon TODAY For Your FREE LAFAYETTE 1965 Catalog

LAFAYETTE is HEADQUARTERS

For CB and AMATEUR EQUIPMENT



64⁵⁰

Deluxe Model HA-63 Short-wave Receiver is an excellent choice for the beginning shortwave listener or novice amateur. Covers 550 KC to 30mc in 4 bands and features electrical bandspread on all frequencies. 7 Tube circuitry gives outstanding selectivity and sensitivity. Imported, 99-2534WX



22⁹⁵

"Explor-Air"™ 4-band short wave receiver kit—an ideal way of introducing yourself or your children to the fascinating world of electronics and shortwave listening. Detailed step-by-step instruction book makes this kit a pleasure to build. 19-0905. Cabinet available for 2.85. 19-0906



59⁹⁵

Three New Deluxe Lafayette Receivers for monitoring police, fire department, aircraft, civil defense, or commercial communications. 10-Tube performance features high sensitivity, variable squelch, and fully tuned RF stage. Imported. Model HA-50 30-50Mc 99-2525WX Model HA-55 108-136Mc 99-2527WX Model HA-52 152-174Mc 99-2526WX



25⁹⁵

The New Model HA-115 audio compressor amplifier instantly and automatically increases the "talking power" of your citizens band transceiver by increasing the average modulation of the transmitter section. Works with all popular CB units. 42-0117.



25⁹⁵

2 for 49.95


HE-29C 9-Transistor Walkie-Talkie provides two-way communications up to 1.5 miles. Powered by six penlight batteries with life expectancy of 55 hours. An AC power supply is also available. Specify channel. Imported, 99-3020CL.



19⁹⁵

2 for 38.75

Model HA-85 6-Transistor "Walkie-Talkie" transmits and receives up to 1 mile. Ideal for sports, boating, construction and recreation. Complete with leather case, earphone, batteries, and crystals for the channel of your choice. Imported, 99-3013CL.



10⁹⁵

2 for 21.00

The HA-70A—a wired pocket-size 3-transistor walkie-talkie with countless exciting short range applications. Complete with crystals, carrying case, and 9-volt battery. Imported, 99-3011L.



6⁹⁵

Lafayette Stainless Steel CB Mobile Antenna—an outstanding buy with outstanding features. Chrome plated swivel ball mount base permits mounting on any surface. Lug terminals for easy hook-up to coaxial cable. Imported, 99-3034WX.

EXCLUSIVE LAFAYETTE WIRED TEST EQUIPMENT



9⁹⁵

New! 20,000 Ohms-Per-Volt Multitester at Lafayette's low, low price. Has every needed range for testing appliances, radio, etc. 40 microampere meter movement and 1% precision resistor for accurate readings. Imported, 99-5008. Pigskin carrying case available for 1.75, 99-5009.



26⁹⁵

Lafayette VTVM with all the ranges and accuracy you need for audio, radio and TV applications. Giant 6½" full-view meter accurately measures AC peak-to-peak, AC RMS, DC voltage, and resistance. Leather case and accessory RF probe available. 38-0101



19⁹⁵

Lafayette Tube Checker packed with features at a price you can afford. Accurately checks over 1600 tubes including new compactrons and nuvistors. Handy, easy to read slide out tube chart. Imported, 99-5011.

SEND TODAY FOR YOUR FREE 1965 CATALOG

LAFAYETTE RADIO ELECTRONICS
Mail Order and L. I. Sales Center
111 Jericho Turnpike, Syosset, L. I., New York

New York, N. Y. Brooklyn, N. Y. Scarsdale, N. Y. Paramus, N. J.
100 Sixth Ave. 2265 Bedford Ave. 691 Central 182 Route 17
(Park) Ave.

Jamaica, N. Y. Bronx, N. Y. Newark, N. J. Plainfield, N. J.
165-08 Liberty Ave. 542 E. Fordham Rd. 24 Central Ave. 139 W. 2 St.

Boston, Mass. Natick, Mass.
584 Commonwealth Ave. 1400 Worcester St.

New! New York City Store! Watch For Opening Sign!

LAFAYETTE RADIO ELECTRONICS

Dept. 1K4-1 P.O. Box 10

Syosset, L. I., N. Y. 11791

- Send me the FREE 1965 Lafayette Catalog 650
 \$_____ enclosed; send me _____
(Prices do not include shipping charges).

Name _____

Address _____

City _____ State _____ Zip _____

CIRCLE NO. 16 ON READER SERVICE PAGE

LAFAYETTE is HEADQUARTERS

For CB and AMATEUR EQUIPMENT



64⁹⁵

Deluxe Model HA-63 Short-wave Receiver is an excellent choice for the beginning shortwave listener or novice amateur. Covers 550 KC to 30mc in 4 bands and features electrical bandspread on all frequencies. 7 Tube circuitry gives outstanding selectivity and sensitivity. Imported, 99-2534WX



22⁹⁵

"Explor-Air"™ 4-band short wave receiver kit—an ideal way of introducing yourself or your children to the fascinating world of electronics and shortwave listening. Detailed step-by-step instruction book makes this kit a pleasure to build. 19-0905. Cabinet available for 2.85. 19-0906



59⁹⁵

Three New Deluxe Lafayette Receivers for monitoring police, fire department, aircraft, civil defense, or commercial communications. 10-Tube performance features high sensitivity, variable squelch, and fully tuned RF stage. Imported. Model HA-50 30-50Mc 99-2525WX Model HA-55 108-136Mc 99-2527WX Model HA-52 152-174Mc 99-2526WX



25⁹⁵

The New Model HA-115 audio compressor amplifier instantly and automatically increases the "talking power" of your citizens band transceiver by increasing the average modulation of the transmitter section. Works with all popular CB units. 42-0117.



25⁹⁵

2 for 49.95


HE-29C 9-Transistor Walkie-Talkie provides two-way communications up to 1.5 miles. Powered by six penlight batteries with life expectancy of 55 hours. An AC power supply is also available. Specify channel. Imported, 99-3020CL.



19⁹⁵

2 for 38.75

Model HA-85 6-Transistor "Walkie-Talkie" transmits and receives up to 1 mile. Ideal for sports, boating, construction and recreation. Complete with leather case, earphone, batteries, and crystals for the channel of your choice. Imported, 99-3013CL.



10⁹⁵

2 for 21.00

The HA-70A—a wired pocket-size 3-transistor walkie-talkie with countless exciting short range applications. Complete with crystals, carrying case, and 9-volt battery. Imported, 99-3011L.



6⁹⁵

Lafayette Stainless Steel CB Mobile Antenna—an outstanding buy with outstanding features. Chrome plated swivel ball mount base permits mounting on any surface. Lug terminals for easy hook-up to coaxial cable. Imported, 99-3034WX.

EXCLUSIVE LAFAYETTE WIRED TEST EQUIPMENT




9⁹⁵

New! 20,000 Ohms-Per-Volt Multitester at Lafayette's low, low price. Has every needed range for testing appliances, radio, etc. 40 microampere meter movement and 1% precision resistor for accurate readings. Imported, 99-5008. Pigskin carrying case available for 1.75, 99-5009.



26⁹⁵

Lafayette VTVM with all the ranges and accuracy you need for audio, radio and TV applications. Giant 6½" full-view meter accurately measures AC peak-to-peak, AC RMS, DC voltage, and resistance. Leather case and accessory RF probe available. 38-0101



19⁹⁵

Lafayette Tube Checker packed with features at a price you can afford. Accurately checks over 1600 tubes including new compactrons and nuvistors. Handy, easy to read slide out tube chart. Imported, 99-5011.

SEND TODAY FOR YOUR FREE 1965 CATALOG

LAFAYETTE RADIO ELECTRONICS
Mail Order and L. I. Sales Center
111 Jericho Turnpike, Syosset, L. I., New York

New York, N. Y. 100 Sixth Ave.	Brooklyn, N. Y. 2265 Bedford Ave.	Scarsdale, N. Y. 691 Central (Park) Ave.	Paramus, N. J. 182 Route 17
Jamaica, N. Y. 165-08 Liberty Ave.	Bronx, N. Y. 542 E. Fordham Rd.	Newark, N. J. 24 Central Ave.	Plainfield, N. J. 139 W. 2 St.
Boston, Mass. 584 Commonwealth Ave.		Natick, Mass. 1400 Worcester St.	

New! New York City Store! Watch For Opening Soon!

LAFAYETTE RADIO ELECTRONICS
Dept. 1K4-1 P.O. Box 10
Syosset, L.I., N.Y. 11791

Send me the FREE 1965 Lafayette Catalog 650
 \$..... enclosed; send me.....
(Prices do not include shipping charges).

Name.....
Address.....
City..... State..... Zip.....

CIRCLE NO. 16 ON READER SERVICE PAGE

LAFAYETTE ...Headquarters For Citizens Band Equipment

NEW! LAFAYETTE 23-CHANNEL CRYSTAL-CONTROLLED DUAL CONVERSION 5-WATT CB TRANSCEIVER WITH ADVANCED "RANGE-BOOST" CIRCUIT

- 13 Tubes, 8 Diodes
- Low Noise Nuvistor RF & Mixer
- 5 Double-tuned IF Transformers

Model HB-400
Only **169⁵⁰**

- Frequency Synthesis For 23 Channel Crystal Controlled Transmit & Receive ■ No Extra Crystals Needed ■ Dual Conversion Receiver with 3/10 uv Sensitivity ■ Delta Tuning ■ Variable Squelch, Variable Noise Limiter ■ Illuminated "S" and RF Output Meter ■ Push-to-Talk Ceramic Mike ■ "Range-Boost" provides high average Modulation—increases Effective Range ■ Built-in Dual Power Supply, 117VAC, 12VDC ■ "Vari-Tilt" Mobile Bracket For Easy Installation ■ Plug-in Facilities for Lafayette Selective Call Unit ■ Compact, 12"Wx10"Dx5"H



Double Side Band Full Carrier

NEW! LAFAYETTE ALL-TRANSISTOR DUAL CONVERSION 5-WATT CB TRANSCEIVER FEATURING AUTHENTIC MECHANICAL FILTER

- 100% Solid-State . . . Full 5-Watt Performance!
- 11 Rugged Silicon Mesa Transistors Used in Critical Areas
- Small, Compact—Only 3" High!
- Low Battery Drain—Less Than 350 ma on Receive, - 850 ma on Transmit!

MODEL HB-500
Only **139⁵⁰**

- 12 Crystal-Controlled Transmit & Receive Positions
- 23 Channel Tunable Receiver with Spotting Switch
- 15 Transistors, 5 diodes with Printed Circuit Construction ■ Dual Conversion Receiver with 5/10 μ V Sensitivity ■ Mechanical Filter For Razor-Sharp Selectivity ■ Variable Squelch, Automatic Noise Limiter, "S" meter ■ Dependable Sealed Relay Switching ■ Fits Anywhere—Only 11 $\frac{1}{2}$ "x6 $\frac{1}{4}$ "x3 $\frac{1}{2}$ " ■ For 12VDC (optional 117VAC Transistorized power Supply available) ■ Supplied With Crystals for Channel 12, special Mobile bracket, Push-to-Talk Dynamic Mike and Mobile power cable.



Includes .003% Tolerance Crystals for Frequency Stability!

Small, Compact—
Only 3" High!

NEW! LAFAYETTE DELUXE 8-CHANNEL DUAL CONVERSION 5-WATT CB TRANSCEIVER SUCCESSOR TO THE FAMOUS LAFAYETTE HE-20C

Model HB-200
ONLY **109⁵⁰**

- 9 Tubes plus 3 Silicon Diodes plus 2 Crystal Diodes for 17-Tube Performance ■ Super Sensitivity—1 Microvolt or Less ■ 8 Crystal Receive Positions plus 8 Crystal Transmit Positions plus 23-Channel Tunable Receive
- Push-to-Talk Microphone ■ Dependable Relay Switching ■ Illuminated Meter with 3-Position Switch ■ Adjustable Squelch and Automatic Noise Limiter ■ Spotting Switch ■ Built-in 117 Volt AC Power Supply with 12 Volt DC Mobile Transistorized Power Supply ■ Plug-in facilities for Lafayette Selective Call Unit ■ With Bracket Handle, Push-to-Talk Ceramic Mike, Pair of Transmit and Receive Crystals for Channel 15 plus Crystal for Dual Conversion.



MADE IN U.S.A.

FREE!

Lafayette 516—Pg. 1964 Catalog No. 650. Write:
Lafayette Radio Electronics Corp., Dept. IK4-1, P.O. Box 10, Syosset, L. I., N. Y. 11791

CIRCLE NO. 16 ON READER SERVICE PAGE

LAFAYETTE ...Headquarters For Citizens Band Equipment

NEW! LAFAYETTE 23-CHANNEL CRYSTAL-CONTROLLED DUAL CONVERSION 5-WATT CB TRANSCEIVER WITH ADVANCED "RANGE-BOOST" CIRCUIT

- 13 Tubes, 8 Diodes
- Low Noise Nuvistor RF & Mixer
- 5 Double-tuned IF Transformers

Model HB-400
Only **169⁵⁰**

- Frequency Synthesis For 23 Channel Crystal Controlled Transmit & Receive ■ No Extra Crystals Needed ■ Dual Conversion Receiver with 3/10 uv Sensitivity ■ Delta Tuning ■ Variable Squelch, Variable Noise Limiter ■ Illuminated "S" and RF Output Meter ■ Push-to-Talk Ceramic Mike ■ "Range-Boost" provides high average Modulation—increases Effective Range ■ Built-in Dual Power Supply, 117VAC, 12VDC ■ "Vari-Tilt" Mobile Bracket For Easy Installation ■ Plug-in Facilities for Lafayette Selective Call Unit ■ Compact, 12"Wx10"Dx5"H



Double Side Band Full Carrier

NEW! LAFAYETTE ALL-TRANSISTOR DUAL CONVERSION 5-WATT CB TRANSCEIVER FEATURING AUTHENTIC MECHANICAL FILTER

- 100% Solid-State . . . Full 5-Watt Performance!
- 11 Rugged Silicon Mesa Transistors Used in Critical Areas
- Small, Compact—Only 3" High!
- Low Battery Drain—Less Than 350 ma on Receive, 850 ma on Transmit!

MODEL HB-500
Only **139⁵⁰**

- 12 Crystal-Controlled Transmit & Receive Positions
- 23 Channel Tunable Receiver with Spotting Switch
- 15 Transistors, 5 diodes with Printed Circuit Construction ■ Dual Conversion Receiver with 5/10 μ V Sensitivity ■ Mechanical Filter For Razor-Sharp Selectivity ■ Variable Squelch, Automatic Noise Limiter, "S" meter ■ Dependable Sealed Relay Switching ■ Fits Anywhere—Only 11 $\frac{1}{2}$ "Wx6 $\frac{1}{4}$ "Dx3"H ■ For 12VDC (optional 117VAC transistorized power supply available) ■ Supplied With Crystals for Channel 12, special Mobile bracket, Push-to-Talk Dynamic Mike and Mobile power cable.



Includes .003% Tolerance Crystals for Frequency Stability!

Small, Compact—
Only 3" High!

NEW! LAFAYETTE DELUXE 8-CHANNEL DUAL CONVERSION 5-WATT CB TRANSCEIVER SUCCESSOR TO THE FAMOUS LAFAYETTE HE-20C

Model HB-200
ONLY **109⁵⁰**

- 9 Tubes plus 3 Silicon Diodes plus 2 Crystal Diodes for 17-Tube Performance ■ Super Sensitivity—1 Micro-volt or Less ■ 8 Crystal Receive Positions plus 8 Crystal Transmit Positions plus 23-Channel Tunable Receive
- Push-to-Talk Microphone ■ Dependable Relay Switching ■ Illuminated Meter with 3-Position Switch ■ Adjustable Squelch and Automatic Noise Limiter ■ Spotting Switch ■ Built-in 117 Volt AC Power Supply with 12 Volt DC Mobile Transistorized Power Supply ■ Plug-in facilities for Lafayette Selective Call Unit ■ With Bracket Handle, Push-to-Talk Ceramic Mike, Pair of Transmit and Receive Crystals for Channel 15 plus Crystal for Dual Conversion.



MADE IN U.S.A.

FREE!

Lafayette 516—Pg. 1964 Catalog No. 650. Write:
Lafayette Radio Electronics Corp., Dept. IK4-1, P.O. Box 10, Syosset, L. I., N. Y. 11791

CIRCLE NO. 16 ON READER SERVICE PAGE

"We-l-l-l, Bugsy?" Officer Dolan said. "O.K., O.K.! So I heisted the character. But you're not going to pin no armed robbery rap on me. That 'long, sharp, switchblade knife' he was yapping about was nothing but a rubber imitation they sell for kids to play with. You'll find it in a trash can back in that alley."

As he finished speaking, he suddenly lunged toward the bench holding the Per-Tector and tried to raise his foot high enough to kick the sensor unit, but the alert officers grabbed him in time. As they led him toward the door, he turned his head for a last malevolent look at the boys and the electronic bloodhound that had been his undoing. "You lousy, stinking finks!" he snarled at them.

As if in answer, there was a whirring of the motor and the glass tube moved into position for automatic recalibration.

"The poor devil didn't even have the last word," Carl said softly as they heard the calibration tube rotate out of the ultraviolet beam. -30-

Low-Power Stroboscope

(Continued from page 63)

trol (R_2) until the line seems to stand still. If two lines appear, the flash rate is twice the motor speed, and so on. For example, if the motor is rotating at 1000 rpm, and six lines appear, the rate is 1000 times six, or 6000 flashes per minute (100 flashes per second).

In this way, R_2 can be calibrated at a number of points. The calibration may change slightly for different settings of R_8 , the intensity control, or with variations of line voltage, etc.

The flash-rate range of the stroboscope using the values shown is approximately 100 to 400 flashes per second. You can decrease this rate by using a larger capacitor in place of C_1 , or you can increase the flash rate by using a smaller value for C_1 . If you prefer to have an assortment of ranges on your unit, add a switch and a variety of capacitors to be selected by the switch to cover the desired ranges. -30-

MICRO

ELECTRON TUBE CO.

P.O. Box 55, Park Station
Paterson 3, New Jersey

37¢

per
HUNDRED
ASSTD

Fabulous Low Prices!

Large Select Stocks!
Dependable, Fast Service!

SEND FOR FREE COMPLETE LIST OF TUBES

024 1A7GT 1B3GT 1H4G 1H5GT 1L4 1L6 1N5GT 1Q5GT 2A3 2AF4 3BC5 3BN6 3Z6 3CB6 3CF6 3CS6 3LF4	3Q4 4B27 5A88 5AT8 5AV8 5AW4 5BK7 5J6 5T8 5U4G 5U8 6A7 6A8 6AB4 6AC7 6AF4 6B8 6BA6	6BC5 6BC8 6B D6 6C4 6C5 6C6 6CB6 6C0GG 7A4/XXL 7A3 7A5 7A7 7AB 7B1 7B5 7B6 7B7 7B8 7C4	12A8 12AQ5 12AT6 12AT7 12AU6 12AU7 12AV6 12AV7 12AX4GT 12AX7 19BGGG 19J6 19T8 2A4 25AV5 25BQ6 25DNG 25L6GT 25W4GT	25Z5 25Z6 26 35A5 35B5 35C5 35L6GT 35W4 35Y4 38Z5GT 37 39/44 42 43 45 50A5 78 80 84/6Z4 117Z3
--	---	--	---	--

• All tubes lab-tested for mutual conductance, life test. • Guar. FREE 1 yr. replacement any tube failing under all operating cond. • Adv. tubes not necessarily new; may be elec. perf. fact. seconds or used—clearly marked.

POSTAGE PAID. Send 35¢ hand. for orders under \$3. 25¢ dep. C.O.D.'s. Send approx. post. on Can. & foreign orders.

CIRCLE NO. 17 ON READER SERVICE PAGE

NEW EDUCATIONAL ELECTRONIC KITS

Build Many Fascinating Projects

Learn Basic Transistor Circuits For All Applications

Learn Functions Of All Basic Components

No tools, no soldering, no previous knowledge required. Simple, step-by-step instructions provide an exciting, fun-filled way to learn electronics at home, as you assemble many interesting circuits. You actually build and operate transistorized radios, short wave radios, telegraph transmitters, intercoms and automatic alarm devices.



<p>20-in-1 Kit \$19.95</p> <p>8-in-1 Kit \$9.95</p>	<p>Builds 20 different radio & amplifier circuits, including transistors, diodes, short wave, telegraph transmitter, intercom & signal tracer.</p> <p>Builds 8 different radio & amplifier circuits, including transistors & diodes.</p>
---	--

<p>Educational EASY TO ASSEMBLE Many practical applications—photoelectric burglar alarm—rain alarm—TV commercial message killer—radio control relay—water level alarm.</p>	<p>Electronic Automatic Alarm Kit \$29.95</p>
--	---

ORDER BY MAIL TODAY—CHECK OR M.O.

() Enclosed is \$9.95 for 8-in-1 Kit
() Enclosed is \$19.95 for 20-in-1 Kit
() Enclosed is \$29.95 for Automatic Alarm Kit
(Add 50¢ E. of Miss.—\$1 W. of Miss. for postage & handling)

NAME _____

ADDRESS _____

TRANS PACIFIC ELECTRONICS, INC.
P.O. Box 733, Radio City Station, N.Y., N.Y. 10019

CIRCLE NO. 48 ON READER SERVICE PAGE

Let a Computer Do the Diagnosis

(Continued from page 48)

vices rendered, then presents him with an itemized bill upon discharge. It keeps a running inventory of supplies and bills the appropriate medical department when an item is removed from stock, and will compile elaborate statistical reports when required. The 1401 type-writes its reports at 600 lines per minute!

Heart of the Matter. In the new heart catheterization laboratory doctors watch a TV screen showing a fluoroscopic view of a man's heart. The patient lies on a table over an X-ray source. The large X-ray receiver positioned over his chest contains an image intensifier, a 16-mm. movie camera, and a TV camera tube. The image intensifier amplifies the fluoroscope light as much as 3000 times, permitting a bright image for the TV camera while using only 1/30th the X-ray radiation that was required a few years ago.

The surgeons insert a thin plastic tube into a vein and push it through the vein and finally into the chambers of the heart itself. When the TV receiver shows the catheter to be in the heart and a second oscilloscope, displaying other physiological data, shows that all is well, a precisely timed and measured squirt of radio opaque liquid is delivered into the catheter by an electromechanical angiography injector. This liquid is also visible in the televised X-ray view and as it passes through the heart any defects in heart action can be seen.

During the above procedure, racks full of electronic equipment monitoring blood pressure, blood oxygen level, and electrocardiogram are operated by technicians. The gathered information is recorded on both a pen-and-ink paper recorder and a Sanborn/Ampex tape recorder. In another room down the hall medical students are watching and hearing the procedure via closed-circuit television. This approach to cardiovascular diagnosis is unique in the United States.

Two more X-ray fluoroscopy rooms are under construction. The first will permit a complete fluoroscopic examination by remote control, thanks again to

the image-intensifier—CCTV combination; this will enable the examining physician to see the patient's insides on a high-resolution 837-line TV screen. A second room will permit a three-dimensional, stereoscopic X-ray examination of a patient's brain.

More "Inside" Information. Most of us have heard of the medical use made of radioactive tracers. Small quantities of radioactive isotopes are injected into the bloodstream and their progress through the body is observed. The rate at which these compounds are removed from the blood is an important clue to kidney functioning, for example. The degree to which they are absorbed by the tissues can reveal the presence of a cancer. The problem, then, is one of detecting and measuring small quantities of radioactive material.

An "auto gamma spectrometer" is something like an extraordinarily sensitive Geiger counter. It looks like a floor safe. A small door opens in front revealing a hole about 18 inches deep and 4 inches in diameter.

To illustrate the sensitivity of this electronic counter, a one-pound bottle of ordinary potassium chloride was inserted. The machine sprang to life, its red-eyed counters blinking rapidly, telling of the presence of the very, very few atoms of naturally occurring radioactive isotope K-40 present in the sample of normal K-39! The hole is big enough for a patient to stick his arm into. The counter will then indicate the radioactivity in that part of the circulatory system contained in one arm, and from this figure, the total radiation in the entire circulatory system can be estimated.

But doctors are already seeking a more sensitive instrument. The answer is the "total body counter." Construction has been ordered and when it is completed the patient will climb inside the machine itself while it measures the total amount of radioactive material in his body! This extraordinary procedure will eliminate the error inherent in estimations based on a small sample.

Potassium-39 is present in all muscle; so too is a tiny quantity of naturally occurring radioactive isotope, potassium-40. The whole body counter is so extremely sensitive that it can detect and measure these few radioactive atoms. The doctors know the natural proportion of radioactive potassium to normal potassium; they know the amount of normal potassium in every ounce of muscle; and therefore they can immediately calculate the total weight of muscle in the body, and from this derive a muscle-to-fat ratio.

Certain muscle-wasting diseases will be manifested by a change in this ratio. Similarly, the effectiveness of treatment given for such muscle-wasting diseases will be indicated by an improvement in the ratio, showing that the treatment is actually resulting in an increase of muscle mass. The total body counter will also reveal any slow bodily accumulation of radioactive cesium from nuclear fall-out.


Cancer Locator. Neuroblastoma is a cancerous disease second only to leukemia as a malignant child killer. Dr. Clyde Williams (the thyroid computer man) and Dr. Melvin Greer, knowing that bodily quantities of aromatic acids HVA and VMA are sharply increased when the disease is present, employ electronics to quickly indicate the presence and quantity of the two compounds. They use the method of gas chromatography to detect and measure HVA and VMA levels in the patient's excretions. Here's how electronics gets into the act: A sensing device measures the heat of conductivity of a moving stream of pure helium and converts it into voltage

which is applied to one side of a Wheatstone bridge. A second stream of helium, mixed with the gas being tested, undergoes the same procedure, and the resulting voltage is applied to the other side of the bridge. The second voltage will vary because the heat of conductivity of the helium has been changed by the addition of a second gas or volatilized material, and consequently the degree to which the bridge circuit is unbalanced will also vary. This electrical imbalance is easily measured and reveals the quantity and identity of the tested gas or vaporized sample.

This electronic technique also measures the effectiveness of treatment for neuroblastoma: improvement is reflected by decreasing levels of HVA and VMA. The method is also being extended to the diagnosis of other baffling diseases.

Electronic Analysis. The Clinical Pathology Laboratory performs 350,000 analyses and measurements per year, over half of them with automated electronic equipment. Body levels of sodium, potassium, chloride, carbon dioxide, glucose, and creatinine are important indicators of health. Solutions are tested for concentrations of these substances by atomizing them and blowing them into a flame. The flame excites the electrons and they give off light at a certain wavelength which is detected and measured by phototubes.

Similarly, the acid-base level of blood is an important measure. Tiny (.02-milliliter) blood samples are measured for hydrogen ion concentration by measuring how well an electric current is conducted by the sample. Conductivity will be proportional to the number of



Pre-tuned / pre-packaged IF strip

Model 8902 pre-tuned 455 KC IF strip provides excellent gain (55 db) and selectivity (6 db bandwidth: 8 KC), No alignment is required. Included among the 21 components on the PC board are a mechanical filter, 2 transistor amplifiers and a diode detector capable of driving earphones. Overall dimensions: $\frac{1}{2}$ " x $\frac{1}{2}$ " x $1\frac{1}{2}$ ".

Model 8901 input IF transformer adapts the IF strip for use with a converter in capacity detectors, AM and CB receivers. Both units are included for \$5.75 net.



J. W. MILLER COMPANY

5917 SO. MAIN STREET • LOS ANGELES, CALIFORNIA 90003


NOW ON DISTRIBUTOR SHELVES

CIRCLE NO. 18 ON READER SERVICE PAGE

24 FULL-COLOR PAGES!

THE 1965 PHOTOGRAPHY ANNUAL

\$1.25



Enjoy the 1965 PHOTOGRAPHY ANNUAL—a superb showcase of color and black-and-white photos by outstanding photographers the world over!

Enjoy, too, the convenience of having this year's edition delivered to your home—postage free! But you'll have to send for your copy now—the supply is going fast!

Fill in and mail the special order form below—TODAY! (Note: Payment must be enclosed at this low price.)

PARTIAL CONTENTS include these Portfolios:

- ★ War Pictures by the late renowned photographer, Robert Capa.
- ★ Preview of a new glamor book by Sam Haskins, author of *Five Girls*.
- ★ Abstract color by Wynn Bullock.
- ★ DALLI—the surrealist as Philippe Halsman sees him.
- ★ Unusual Nudes by Masaya Nakamura.
- ★ The Wonderful World of Children by Michael Pierce.

PLUS Int'l. Portfolio, more color pages, etc.

**GET THE DELUXE
GOLD-EMBOSSSED LEATHERFLEX
EDITION—only \$2.50 prepaid.**



ZIFF-DAVIS SERVICE DIVISION • Dept. PA
589 Broadway • New York, N.Y. 10012

Please send my copy of the 1965 PHOTOGRAPHY ANNUAL as I've indicated below:

- \$1.25 enclosed. Send me the regular edition, postpaid.
- \$2.50 enclosed. Send me the Deluxe Leatherflex-Bound edition, postpaid. (Allow two weeks additional for binding and mailing.)

(Additional postage on orders outside U.S.A.—add 50¢ on all orders, to partially defray postage and handling costs.)

NAME _____ please print PE 114

ADDRESS _____

CITY _____ STATE _____ ZIP CODE _____

(PAYMENT MUST BE ENCLOSED WITH ORDER.)

hydrogen ions present, which in turn indicates how acid the blood is.

Enzyme analysis is accomplished by placing the sample in front of a light of known wavelength. Phototubes convert the light passing through the solution into voltage which represents both concentration and identity of the enzyme molecule.

An analysis of protein levels in blood is a valuable diagnostic tool. This test once took over 18 hours, but it is now accomplished in 17 minutes by electrophoresis. The blood sample is put in a tube with electrodes at each end. Some 350 volts at 22 milliamperes flows through the solution for a few minutes, and the proteins present distribute themselves in a certain order between the two poles. The smallest, most negatively charged molecule is closest to the positive pole, and the largest, most positively charged molecule is nearest the negative pole. Other molecules are strung out in between. An ink-recorder read-out shows a peak at each group of molecules. An unusually high or low peak indicates a pathological condition.

Blood cells and bacteria are counted by a Coulter counter. A liquid sample is placed in a test tube with a small hole in its side. This tube is placed inside a larger tube also containing a fluid. An electrode is placed in each tube and a potential applied across them. Current is conducted since the two fluids flow together through the small hole in the inner tube. When a blood cell or bacteria pass through the hole, the current flow is momentarily altered, and a counting circuit keeps track of these current variations. The counter can be adjusted to count only certain size objects passing through the tiny hole, hence can count only the small bacteria in a mixture containing both small and large bacteria.

Other Applications. Briefly, a few other medical uses of electronics:

● An electronic photographic contact printer makes perfect prints from imperfect X-ray negatives—the exposure is continuously adjusted to suit variations in negative density.

● A psychogalvanic skin response meter—a kind of high class ohmmeter that registers changes in skin resistance—indicates when a child or mute person is hearing sounds.

● Brain tumors are located by sonar. A transducer placed against the temple locates the brain midline cleavage and the far temple. If the midline is not in the middle, trouble is indicated. Tumors are also spotted.

● Surgeons perform extraordinarily delicate operations inside the ear while watching the progress of their remotely controlled instruments on a TV screen.

Readers interested in turning their electronic hobby skills into an exciting, useful, and well-paid vocation are urged to consider medical electronics as a profession. Mr. O. R. Gano, electrical engineer in charge of the J. Hillis Miller Health Center's Bioelectronic Shop which maintains all this equipment, states that a solid understanding of basic electronic circuits is the best background for the technician who wants to work with medical electronic equipment. Even though the equipment may be unusual in what it does, it is inevitably constructed of the usual electronic building blocks: transducers, detectors, amplifiers, oscillators and power supplies. -50-

Build the Bi-Coupler

(Continued from page 67)

The area at the top, sides, and rear of each speaker should be padded, but anything beyond this is a matter of taste. The top is screwed into place through the sides, fronts, and rear partition—don't use glue here, as you may want to make the speaker change for which this enclosure was planned.

The final touches are up to you. The author's Bi-Coupler was wrapped in grille cloth and wood trim was added at top and bottom as shown in the photos.

Hooking-Up. Assuming your speakers are 8-ohm units, you can connect them in parallel to match your amplifier's 4-ohm output, or in series for a 16-ohm output. For stereo, of course, each speaker goes to its individual 8-ohm output. Again, for optimum separation, you may want another speaker for stereo, but you can settle back and enjoy your first Bi-Coupler until your system grows its second one. -50-

Guaranteed Five Years*

RECHARGEABLE BATTERIES

SENSATIONAL NEW NICKEL CADMIUM—REPLACES ORDINARY BATTERIES



CHARGER WITH 2 "D" BATTERIES
\$9.95

*FIVE YEAR GUARANTEE
"Within five years after purchase, this battery will be replaced without charge due to any defect in materials or workmanship."

- Leak proof.
- Power output remains constant; does not fade away like other batteries.
- Will outlast most toys and appliances.
- Cannot overcharge.

Never throw batteries away again—Pays for itself in an amazingly short time.

For use in toys, flashlights, portable radios, phonographs, tape recorders, appliances and other battery operated products.

"C" batteries and additional "D" batteries available—see coupon.

CONSUMER SERVICE COMPANY
160 Mercer Street, New York, N. Y. 10012

Enclosed is \$ Please send the following:

- Chargers and 2 "D" batteries at 9.95 plus 75c for postage and handling.
- Boxes of 2 "C" batteries (with charger adapter) at 4.98.
- Boxes of 2 "D" batteries at 5.98
- Chargers without batteries at 5.98 plus 75c for postage and handling.
(N. Y. C. residents please add 4% sales tax.)
Foreign orders \$1.15 additional.

Name (PLEASE PRINT) PE-114

Address

City State Zip Code

Sorry—No charges or C.O.D. orders.

On the Citizens Band

(Continued from page 81)

bers must attend two out of three consecutive meetings or socials, and carry their share of the work; the club has one business meeting and one social activity a month. Although the present membership is only 29, Donna says she believes the club is successful because (1) the local police, fire department, Red Cross, civil defense people, newspapers and radio station know that in an emergency Hub City members will respond when needed; (2) the club emphasizes no "skipping," breaking, or horsing around; (3) 90 per cent of the membership has taken the standard Advanced Red Cross course; and (4) they try, by means of their activities, to let the general public know they exist without playing "cops and robbers" with CB radio.

The Spaceport Radio Club, Satellite Beach, Fla., is now in its third year of serving "Missileland, U.S.A." Several members are employed at Cape Kennedy and at the Merritt Island Launch Annex where the U. S. plans to launch a team of three astronauts to the moon within this decade. The group has constructed from the ground up a mobile communications vehicle "second to none" as secretary David L. Wheeler, KDI0564, puts it; the unit has living quarters and a sleeping area, a communications console to house a p.a. system, CB transceiver and emergency power distribution panel designed to allow operation in any public service or emergency situation. Other recently elected officers include: Jim Edwards, 7Q0462, president; Paul Kurek, KDI1147, vice president; Al Santer, KKP0070, treasurer.

"Clock Timer." Mel and Chuck Baer of K9TVA Enterprises have come up with a new product which might very well eliminate receipt of FCC citations by those inclined to talk over the five-minute limit unintentionally. It's a Model "10-36" Citizens Band clock timer.

All metal, with a bright chrome finish, the "10-36" is housed in an 8"-diameter case and has a 5½" dial. Intended for wall



mounting, the clock is self-starting and U.L.-approved. When the on/off switch at the bottom is set to the "on" position, it activates a built-in timing mechanism. Every five minutes a bell rings as a reminder to the operator.

A check or money order for \$12.05 (plus a 4% sales tax for Illinois residents) to K9TVA Enterprises, 6429 N. Glenwood Ave., Chicago 26, Ill., Dept. P11, will bring one of these clock timers prepaid to your door.

1964 OTCB Club Roster. The following active CB clubs in the U. S. and Canada are being added to the OTCB Club Roster this month. If your club has not been mentioned in these pages this year (or in previous years), be sure to send us information on it before December 31. Include the club name, address, total membership to date, officers, activities and special teams or rescue groups within the organization. In an early 1965 issue we'll give the totals on this year's facts and figures.

- Kawartha General Radio Service Club, Peterborough, Ontario, Canada. Their monthly *Ten-Four* bulletin, edited by George Mounstevan, XM41237, is clean-cut in appearance and contains interesting news items. Officers: Lou Holic, XM41483, president; Norman Bisbitt, Jr., XM41646, vice president; Greg Knox, XM412362, secretary-treasurer.

- Harper County Communications Club, Buffalo, Okla. Just organized in March, 1964, its present membership is 15. President: Ivan Myers, 10W4337. Eugene E. Binau is secretary and editor of the *HCCC Bulletin*, official club publication.

- Arklatex Two-Way Radio Club, Texarkana, Texas. Officers: Ralph Gerber, president; H. G. Loden, vice president; Wimpy Johnson, secretary; Thomas Holloman, treasurer; Dave Morgan, program director. There are 30 members, all of whom are associated with REACT and have taken first-aid instruction.

- Tri-County Radio Club, Medina, N. Y. Officers: Mark Porter, 20W4974, president; Dayton Wall, KIC1888, vice president; Margaret Corke, 20Q5240, secretary; and Homer Lonnen, KIC6505, treasurer. Assistance is given to police and fire departments as needed. CB'ers touring the shores of Lake Ontario are welcomed to their meetings which are held on the fourth Tuesday night of each month.

- Q-So Club of the Gulf Coast, Houston, Texas. This group celebrated its first anniversary last July at Gulfgate Auditorium with 150 in attendance. Their *S-So Club News* monthly is well-written, professionally prepared and printed.

- Chain Gang CB Club, Inc., Salem, Wis. The name of this club was derived from a

slang expression meant to denote "CB'ers who stick together." Membership: 42. Officers: Bob Matthews, KLJ5201, president; Lillian Wozniczka, KHD4368, vice president; Betty Larson, KLF0234, secretary; Viola Hamilton, 18B0069, corresponding secretary; and Beatrice Matthews, KLJ5201, treasurer. (Note that all the officers are women except the president!)

• Ladies Butler County Citizens Band Association, Hamilton, Ohio. Organized December, 1961, this club has 20 members and meets on the second Friday of each month. Officers: Nina Colson, KHG6069, president; Barbara Dean, KLM5700, vice president; Judy Croucher, KHI2951, secretary; and Marie Morgan, KHI8481, treasurer. President Nina would like to hear from other "women's CB clubs." So would we!

I'll CB'ing you.

—Matt, KHC2060




Excessive dedication to a specific job can "make Jack a dull scientist or engineer," according to University of Michigan researchers Donald C. Pelz and Frank M. Andrews, who recently completed a five-year study. Allowing people to develop a variety of different skills appears to stimulate an individual's performance. For example, those who spend full time in technical work seem less effective than those who spend three-fourths of their time or less in it.



Probably the nation's youngest holder of the FCC First Class Radiotelephone Operator's License is ten-year-old Tommy Roskelly of Odessa, Texas, who graduated on September 8 from the Elkins Institute of Radio and Technology in Dallas. An interest in radio runs in the family—Tommy's father owns local radio station KOYL.



College students at Ithaca College, Ithaca, N.Y., will soon have no excuse for missing a lecture. Starting in September, 1965, each lecture will be tape-recorded as the professor delivers it. At the end of the session, the tape will be assigned a code number and delivered to an electronics communications center on campus. Any student who wants to hear the recording can simply call the center on his dormitory room telephone, don convenient headphones, and listen.



inquire about Electronics at MSOE

Planning your space age engineering education now, will enhance your career later. Find out about MSOE programs in Electronics, Computers, and Electrical Engineering.

Obtain all the facts about courses leading to 4-year Bachelor of Science and 2-year Associate in Applied Science degrees. Find out about MSOE scholarships, financial aids, job placement opportunities, and other services.

Assure yourself of a bright future in the exciting field of space age engineering and technology. Write for your Free "Career" booklet which will tell you about educational advantages at MSOE.



MSOE

MILWAUKEE SCHOOL OF ENGINEERING

MS-217

Dept. PE-1164, 1025 N. Milwaukee St. Milwaukee, Wisconsin 53201

Tell me about a career through residence study:

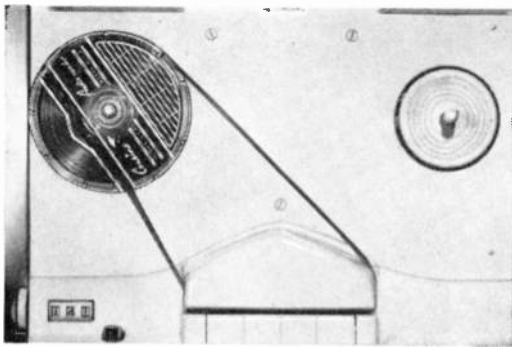
- Electronics field Mechanical field
 2-years or 4-years

Name.....Age.....

Address.....

City, State.....

CIRCLE NO. 19 ON READER SERVICE PAGE



**JUST
NO
END
TO
IT**

Endless magnetic tape magazine for automatic and continuous playback. Instantly converts any reel-to-reel tape recorder to a continuous player. Ideal for party music, helping children with studies, language practice, sleep learning, unlimited commercial use.

- Fits any recorder • No threading
- No rewinding • Plays 15 minutes
- repeats automatically • Record or erase as with standard rewind tapes. Always ready for use.

\$9.75—at most audio Visual and Recording equipment dealers or sent postpaid. Satisfaction guaranteed.

Cousino Electronics Corp., Dept. PEM
1941 Franklin Ave., Toledo, Ohio 43624

Cousino **AUDIO-VENDOR**

CIRCLE NO. 8 ON READER SERVICE PAGE

NEW - - by KUHN

AM/FM VHF RECEIVER

New model now covers 26-54 and 88-174 MC in eight overlapping calibrated bands with large full vision dial. New circuitry. High sensitivity. Ideal for listening to Aircraft, CB, Police, Fire, Amateur, or other signals as well as regular FM broadcast stations. Completely self-contained with headphone jack for private listening.



353B \$59.95
inc. FET

AIRCRAFT • POLICE • FIRE



348A
Complete
\$34.95

315-B
5-54 MC
\$17.95



115-160 MC
\$18.95

Transistorized, directly tuneable converter. Powered with self-contained mercury cell. Excellent sensitivity and stability. Designed for car, home or portable receivers.

Converts home or car radios to receive Fire, Police, Aircraft, CB, SW, etc. Exceptional sensitivity on High and Low Bands. High Band type adjusts to bracket 115-160 MC. Low Band type should be ordered for 33-47 MC, 40-52 MC, 26-30 MC, 9-12 MC, etc. May be adapted for transistorized car radios.

Order today or send for free catalog on full line of converters and receivers for every application.



20 GLENWOOD
CINCINNATI 17,
OHIO

CIRCLE NO. 15 ON READER SERVICE PAGE

Across the Ham Bands

(Continued from page 84)

score is the total number of contact points multiplied by the sum of the different countries and zones worked.

(In the U.S. and Canada, the DX zones are as follows. Zone 3: U.S. 6 and 7 call areas—except Montana and Wyoming which are in Zone 4—and VE7. Zone 4: U.S. 4, 5, 8, 9, and Ø call areas, plus Montana and Wyoming, VE3, 4, 5, 6. Zone 5: U.S. 1, 2, 3, and 4 call areas, VE1, 2, VO1. Zone 2: VO2 and far northern VE2. Zone 1: KL7, VE8. Zone 31: KH6 (KH6 and KL7 count as separate countries).

Send your score to CG, 14 Van Derventer Ave., Port Washington, L.I., N.Y. Contest log sheets are available from the same address.

Annual Sweepstakes. The annual ARRL "Sweepstakes" (SS) Contest is undoubtedly the most popular of all U.S. amateur contests, because even the most modest station can participate and make many contacts. This, unfortunately, is not always true of DX contests.

The contest periods are as follows. Phone: 7 p.m., EST, (2400, GMT) Saturday, November 14, to 7 p.m., EST, Sunday, November 15. C.w.: same time period starting at 7 p.m., EST, Saturday, Nov. 21. You exchange message preambles with different stations in the 73 ARRL sections in the U.S. (including the Canal Zone, Puerto Rico, and the Virgin Islands) and Canada. (See any issue of QST for a list of the ARRL sections.)

Each message preamble consists of the following: number (of the contact), station call, "CK" (last two digits of year first licensed), ARRL section, time (in GMT),



Here's an example of contest operating in style! This is Don, K8YNQ, shown working the 1963 annual ARRL "Sweepstakes" with the aid of a "logger."

date of birth (day and month only). One point is earned each time a complete preamble is sent or received, and the total score is the number of points multiplied by the number of sections worked, multiplied again by 1.5 on phone or 1.25 on c.w., if your transmitter power input is not over 150 watts.

All classes of licensees may participate on all frequencies they are authorized to operate, but only two points per station can be earned. Send your score to: ARRL, 225 Main St., Newington, Conn. 06111. Contest log sheets are available on request from the same address.

News and Views

Congratulations to the 7586 amateurs who worked AIR, NPG, NSS, or WAR on Armed Forces Day, May 15, 1964, and to the 742 who submitted perfect copies of the Secretary of Defense's message to radio amateurs, which was sent on c.w. at a speed of 25 wpm. Eight of the hams making perfect copy held Novice tickets! . . . Congratulations also to **Roberta Kroulik, K9IVG**, Michigan City, Ind., for being awarded a beautiful plaque inscribed "Indiana's Outstanding Amateur—1964" by the Indiana Radio Club Council at the IRCC's annual picnic/hamfest at Indianapolis in August. Our thanks to *The Bison*, the IRCC paper, for the latter item.

Paul Rubinfeld, WB2JNS, 97 Mountainview Rd., Millburn, N.J., claims that having a good receiver with a low-power transmitter can be a trying experience, because you can hear so much more than you can work. But he should try it the other way around if he wants to suffer real frustration. At any rate, Paul's shack houses a Drake 2-B receiver and Heathkit DX-60 transmitter and HG-10 VFO. A Hy-Gain four-band doublet and an 80-meter dipole take care of the outside work—quite well, too, if his record of 38 states, Brazil, Canada, and Puerto Rico (all confirmed) means anything . . . **Dan Weinstein, WA9FZQ**, 1134 Waban Hill, Madison, Wis., has been using a Drake TR-3 SSB transceiver feeding a Mosley TA-33, Jr., tri-band beam for about four months. With this combination, he has worked 40 countries in all continents. He rates Central African Republic (TL8) as his rarest catch but admits he likes chatting with the less rare countries as much as diving into the "pile-ups" after the really rare ones. WA9FZQ thinks it is time your Amateur Radio Editor took a definite stand on the "incentive licensing issue." There is no mystery about it: I am strongly in favor of the idea.

Gerald Georgopolis, WN1ATH/WPE1EWG, 75 Cross St., Lawrence, Mass., closed out his Novice career with 42 states and three Canadian provinces worked on 40 meters. A Heathkit HX-11 feeding an inverted-V antenna and a National NC-60-B receiver were his tools. Now onward with a General ticket . . . **Jerry Grove, WA0FFU**, Finland, Minn., sticks to 75 and 80 meters using a Knight-Kit T-60 transmitter driven by a Knight-Kit V-44 VFO and driving an inverted-V antenna, 40'

FREE GIANT NEW 1965 CATALOG



BURSTEIN-APPLEBEE CO.

Dept. 70, 1012 McGee St., Kansas City 6, Mo.

Rush me FREE 1965 B-A Catalog

Name

Address

City State

SEND FOR IT TODAY

FREE

CIRCLE NO. 4 ON READER SERVICE PAGE



NEED A 110 V.
A.C. OUTLET?
IN CAR, BOAT, TRUCK,
YOU HAVE IT, WITH A

terado POWER
INVERTER

Actually gives you 110 volt, 60 cycle A.C. from your 6 or 12 volt D.C. battery! Plug inverter into cigarette lighter, and operate lights, electric shavers, record players, tape recorders, electric tools, portable TV, radios, testing equipment, etc. Frequency will not change with change in load Models from 15 to 300 watts, priced as low as **\$1295** LIST

See Your Electronic Parts Dealer or Jobber, or Write:

terado CORPORATION
1057 RAYMOND AVENUE
ST. PAUL 8, MINNESOTA

In Canada, ATLAS RADIO CORP. LTD. — Toronto, Ont.

CIRCLE NO. 33 ON READER SERVICE PAGE

★ *Life Lite*
**RECHARGEABLE
 FLASHLIGHT**
 WITH
FREE GIFT

**Never
 Needs
 Batteries!**

Small enough to carry in your pocket or purse . . . yet **SO POWERFUL** that it throws a brilliant beam of light up to 150 yards.

This beautifully designed *Life Lite* **PAYS FOR ITSELF** in a relatively short time because it **NEVER NEEDS BATTERIES!**

EASILY RECHARGED



Simply separate 2 halves, insert prongs into any electrical outlet (110 AC)



only
\$7.95

Ideal for Christmas!
FREE GIFT. . .
 at no extra charge,
 this hand-
 some men's
 dresser valet.



WARRANTY
FULLY WARRANTED FOR ONE YEAR (except for bulb and lens). If any defect develops under normal use of this product within one year from the date of its purchase, return the product to the manufacturer and the necessary repairs or replacement of parts will be made **AT NO CHARGE TO YOU** other than a handling and shipping charge of 50c.

CONSUMER SERVICE COMPANY
 160 Mercer Street, New York, N. Y. 10012

Enclosed is \$_____ for _____ flashlights at \$7.95 ea. plus .75c ea. for postage and handling. (N. Y. C. residents please add 4% sales tax). Foreign orders \$1.15 additional.

Name.....
 (PLEASE PRINT)

Address.....

City..... State..... Zip Code.....

Sorry—No charges or C.O.D. orders.

high; a Knight-Kit "Star Roamer" receiver with a home-built, transistorized BFO for c.w. and SSB reception . . . **Chip Margelli, K7VPF**, 2806 North Union, Tacoma, Wash., started his amateur career as an 11-year-old Novice and is now a 12-year-old General. The weight of his years has not prevented him from working 29 states (including Alaska and Hawaii), Australia, Japan, Canal Zone, Mexico, and Venezuela. Two transmitters—a Heathkit DX-40 and an HX-11, a Hammarlund HQ-110 receiver, and an inverted-V antenna cover the 80-through-15 meter bands.

Phil Serafinas, K3FOD, 925 Coleridge Rd., Baltimore, Md., finished as a Novice with 41 states and four countries, a 20-wpm code certificate, and membership in the RCC. As a "General" with a VFO, watch Phil's smoke . . . **Bob Johnson, K3QGZ**, 317 Woodmont Circle, Berwyn, Pa., has a fine arrangement for financing his ham station. His dad advances the money, and Bob works off the debt with house chores at the rate of a dollar an hour. As the result of the recent purchase of a Heathkit HW-32 20-meter SSB transceiver, Bob owes his father 89¼ hours! . . . **Bob Bly, WB6KHB**, 6874 Capistrano Way, Riverside, Calif., went from Novice to General in two months. During the trip, Bob's Heathkit DX-40 transmitter, National HRO-5TA1 receiver, and separate inverted-V antennas for 80 and 40 meters worked 15 states and 6 countries. (The 40-meter antenna works well on 15 meters.)

Rodger Biggs, WA0JKI, Hankinson, N. D., let his Novice license expire before he was ready to pass the General test. As a result, he "lost" his old WN0CYV call letters. But Rodger isn't complaining; the important thing is that his Hallicrafters HT-40 transmitter and SX-140 receiver are back on the air . . . **Bob Williams, WA4DYK**, RFD 2, Rockmart, Ga., keeps his Heathkit DX-40 transmitter and Hammarlund HQ-145X receiver mostly on 15 meters, probably because he has a 15-meter beam. WA4DYK has 49 states worked and confirmed but "doubts" that there are any hams in Maine.

Will we see your "News and Views" or photograph in these pages next month? And if your club publishes a newspaper or bulletin, we would appreciate being put on its mailing list. The address is: Herb S. Brier, W9EGQ, Amateur Radio Editor, POPULAR ELECTRONICS, P.O. Box 678, Gary, Ind. 46401. 73,

Herb, W9EGQ



The annual Terry County (Texas) Amateur Radio Club's "Free Swapfest" will be held at the National Guard Armory in Brownfield, Texas, on November 15. The chairman of the Prize Committee, E. C. Pool, W5NFO, reports that more than 600 attended last year, many traveling over 500 miles to get there. For details, contact W5NFO at 1003, E. Buckley St., Brownfield, Texas.

Transistor Topics

(Continued from page 88)

The interesting *audio amplifier circuit* in Fig. 4 is one of several suggested by Ronald Cook (7 Montgomery St., Saugus, Mass. 01906). According to Ronald, the amplifier will give good results with any audio source capable of supplying a $\frac{1}{10}$ -volt output signal . . . typically, a small receiver or CPO designed to drive standard headphones.

Using *pn*p transistors *Q1* and *Q2* as common-emitter amplifiers, the circuit features *RC* coupling between stages and a transformer-coupled output stage. Transistor *Q1*'s base bias is furnished through *R1* and *Q2*'s through *R2*. Resistor *R3* serves both as *Q1*'s collector load and as a feedback coupling element, for it is returned to *Q2*'s collector. Transformer *T1*'s primary winding acts as *Q2*'s collector load while the secondary of *T1*, in turn, matches *Q2*'s moderate output impedance to the speaker's voice coil. Capacitor *C1*, controlled by *S1*, serves as a tone switch, and *C2* as the interstage coupling capacitor.

Standard, low-cost components are used. Transistor *Q1* is a 2N1623 and *Q2* is a general purpose "four-for-98-cents" *pn*p unit. Capacitors *C1* and *C2* are both 50-volt electrolytics. All resistors are half-watt units. As indicated, *S1* is an s.p.s.t. toggle or slide switch. Output transformer *T1* should have a 10,000-ohm primary and a secondary to match the speaker's voice coil winding. Almost any standard PM

speaker will do the job although, generally speaking, larger speakers (6" or more) are more efficient than smaller units.

Ronald suggests that the amplifier be assembled either breadboard style or on a metal chassis, but indicates that a printed-circuit layout would be satisfactory, if desired. Neither parts arrangement nor lead dress should be critical, but good wiring practice should be followed to prevent coupling which might result in oscillation. A 15- to 27-volt d.c. source is required—either series-connected batteries or a line-operated power supply.

Transistips. With close to 3000 different transistor types available, many readers are curious as to how design engineers pick a particular type for a specific circuit application. The average hobbyist, of course, tries to "make do" with whatever types he has on hand . . . or, if he is assembling a project described in a magazine article or book, he obtains the specified type. Although space limitations prohibit our giving a detailed explanation of an engineer's design procedure, the general technique is relatively simple, and should be of interest to nearly

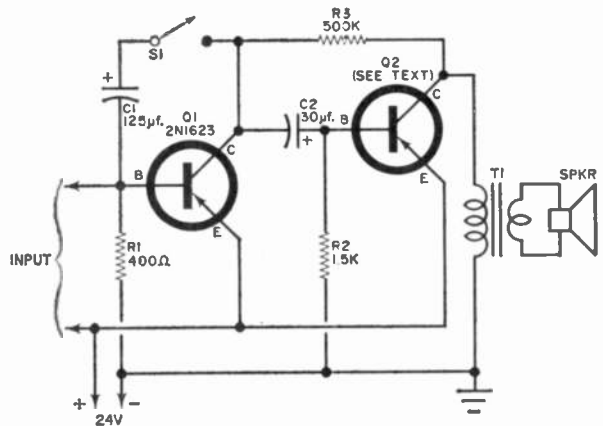


Fig. 4. Ronald Cook's audio amplifier circuit features *RC* coupling between stages and a transformer coupled output stage.

NEW BROWNING EAGLE CB BASE STATION

Look At These New Features

R-27 RECEIVER • RF gain control
• Selectivity switch • Cascade nuvistor front end • 12 tuned I.F. coils

S-23 TRANSMITTER • Compression amplifier • Clipper-filter stage • Built-in SWR meter • 23 channels

For new 8-page colored CB Catalog, write:

CONTACT FRANCHISE DIVISION FOR INFORMATION ON AVAILABLE SERVICE CENTER AREAS.

CIRCLE NO. 3 ON READER SERVICE PAGE



browning Laboratories, Inc.
Dept. PE-5 100 Union Ave. Laconia, N.H. 03246

Back Issues Available

Use this coupon to order back issues of **POPULAR ELECTRONICS**

We have a limited supply of back issues that can be ordered on a first-come, first-served basis. Just fill in the coupon below, enclose your remittance in the amount of 50¢ each and mail.

ZIFF-DAVIS SERVICE DIVISION
Dept. BCPE 589 Broadway
New York 12, New York

Please send the following back issues of **POPULAR ELECTRONICS**.

I am enclosing to cover cost of the magazine, shipping and handling.

Month Year

Month Year

Month Year

Name

Address

City Zone State

No charge or C.O.D. orders please. PE

NEW CITI-FONE SS

\$169⁵⁰


No
Extra
Crystals
to
Buy!



FULL 23 CHANNEL

Delta Tuning • "Noise Immune" Squelch • Double Tuned IF's • Triple Tuned RF • AC/DC Voltage Doubler Power Supply • Microphone Preamp • "Dual" Function Panel Meter • Illuminated Meter and Channel Selector • Pulse Tuned ANL • Tone Alert Connector Compact 8" x 11" x 4 1/4" • Complete, Ready to Operate.

WRITE, WIRE or PHONE TODAY FOR COMPLETE INFORMATION

 **MULTI-ELMAC COMPANY**
21470 COOLIDGE HIGHWAY
OAK PARK 37, MICHIGAN

Name
(please print)

Address

City Zone State

CIRCLE NO. 20 ON READER SERVICE PAGE

every experimenter, for similar methods can be followed when, say, selecting transistors for a project from units on hand.

The first step, of course, is to determine the application, i.e., whether the intended circuit is for an instrument preamp, an audio amplifier, a video amplifier, an i.f. stage, a mixer-oscillator, a regulator, or a power amplifier. The planned application will establish the frequency range of the transistor needed . . . audio, r.f., VHF or UHF. This step will narrow the engineer's choice to, at the most, a few hundred types. If a VHF or UHF type is needed, his choice may be limited to only a few score units.

Once the general type of transistor is selected, the next step is to determine the power level required, and whether or not suitable units are available to deliver the needed output. This step will narrow his choice still further and, in some cases, he may find that there are no commercial types available capable of delivering the power needed. In such a case, he may have to plan on using several transistors in his circuit—either in push-pull or parallel—to obtain the output level needed.

With possibly two or three dozen types available having both the frequency response and power dissipation required, the designer must then determine whether a low-, medium-, or high-gain unit should be chosen. He will be guided in his choice by such factors as comparative costs (two low-gain types may cost less than a single high-gain unit), available space for the circuit, and needed performance specifications. A transistor used as an emitter-follower or oscillator may not, in many cases, need to deliver as much gain as, say, a similar type used as a preamplifier.

By now, the design engineer has a pretty good idea of which transistor he'll use. His final choice, however, will be determined by the *critical* factor(s) in the planned application. He will examine such things as noise figure, temperature characteristics, maximum breakdown voltages, interelectrode capacities, lead inductance, and so on. Quite often, a compromise may be necessary . . . he'll have to choose a lower gain transistor than he would like in order to obtain a satisfactorily low leakage specification. And price is often a deciding factor, especially in the design of commercial (consumer) products; the "best" transistor for a particular application may be too costly.

In many cases, the designer may not be able to make a final choice until *after* he "breadboards" his planned circuit. At this point, he may try several different possible types in the circuit, adjusting component values for best performance with each type, and comparing the test results. He may discover, of course, that the transistor type de-

livestock best performance requires close-tolerance components and a regulated power supply. If these conditions are not anticipated, the engineer may have to make another compromise, trading performance for less critical operation.

Occasionally, the designer may be unable to obtain a transistor type which meets all his needed specifications. If the anticipated quantities are large (as in a transistor for a mass-produced TV set), he may be able to persuade a semiconductor manufacturer to develop a new type for his specific application. This, naturally, would add another unit to the ever-growing list of available types.

In the final analysis, however, the design engineer (and the hobbyist) must base his final choice on a series of compromises.

—Lou

Skip, Hop, and Jump

(Continued from page 75)

their lowest, as a result of which exceptionally strong signals are possible. However, a combination of low sunspot activity and a record number of users will result in extremely crowded conditions, so that interference levels, particularly during the evening hours, will be very severe. Although there will be many stations transmitting, only the strongest will be intelligible for much of the time.

60 and 90 Meters. Openings will occur from shortly after sunset to before dawn, and conditions in the band should be better than they were last winter when they were the best they have been in a decade.

Standard Broadcast Band. This is the winter that medium-wave DX'ers will be talking about for years to come. Conditions in the coming months should be even better than they were last winter, when a record-breaking number of listeners reported their first transatlantic regular AM broadcast-band DX. These conditions will be the result of low MUF's due to the minimum of the sunspot cycle being at hand, low nighttime noise levels during the winter, a record number of stations on the air, and an unprecedented number of medium-wave listeners. We would be very much interested in receiving reports from medium-wave DX'ers this winter. Send them to Stanley Leinwoll, Radio Propagation Editor, POPULAR ELECTRONICS, 1 Park Avenue, New York, N.Y. 10016.

—50—

NATION-WIDE TUBE CO.

DZ4	6AN8	6DV4	6X4	12AX4
1A7	6AQ5	6J5	7A3	12AU7
1B3	6AU4	6J6	7A7	12AX7
1H5	6AU6	6K6	7B6	12BA6
1K3	6AV5	6SA7	7B7	12BT6
1L6	6AV6	6SC7	7C5	12BM7
1W5	6AW8	6SP7	7E6	12BY7
1R5	6AX4	6SQ7	7F7	12C5
155	6BA6	6SH7	7Q7	12CAS
1U4	6BC5	6SJ7	7Y4	12L6
1X2	6BE6			12R5
2CW4	6BH6	FREE WITH AD		12SA7
2D54	6BK7	CHEATER CORD		12SG7
2DV4	6BL7	with every		12SK7
3B2E	6BN6	order of \$6		12SQ7
3D7E	6BQ5	or more		12W6
3V4	6BQ6			18FV6
4BQ7	6BQ7			18Y6
5A7B	6C4	6SK7	8AW8	22DE4
5J6	6CB6	6SL7	8C7	25L6
5U4	6CD6	6SN7	9AU7	25Z6
5Y3	6CG7	6SQ7	10DE7	32L7
6A7	6CM7	6US	11C7	50A5
6AB4	6CV5	6UB	12AD6	50CS
6AC7	6DA4	6V6	12AF6	50L6
6AF4	6DE6	6W4	12AT7	117L7
6AG5	6DK6	6W6	12AV6	117Z3
6AM4	6DQ6			
6AL5	6DS4			

For all Type
TUBES

ANY TYPE NOT LISTED MAY ALSO BE ORDERED AT 33¢ each. (\$30 per 100)

\$30
PER
HUNDRED

1-YEAR GUARANTEE ON ALL TUBES Individually boxed CODE DATED BRANDED

Send for special details on self-service tube testers and CRT prices. Dept. PE11.

ANNUAL TUBE SALE
Buy 1 tube at regular price of 33¢ and get 1 extra tube for only 1¢ (From this special list only)

6AU6 6SN7GTB
6CG7 6AX4GTB
6J6 12AU7
6AC7

Offer Ends Dec. 31, 1964

TERMS: Free Postage in USA on prepaid orders. Add 50¢ for handling on orders under \$5. Send 25¢ deposit on COD orders. Send approx. postage on Canadian & foreign orders.

Money refunded in 5 days if not completely satisfied

Tubes are new, used or seconds are so marked

NATION WIDE TUBE CO.
406 HARRISON AVENUE, HARRISON, NEW JERSEY HU 4-9848
CIRCLE NO. 39 ON READER SERVICE PAGE

Olson

* FREE *

Fill in coupon for a FREE One Year Subscription to OLSON ELECTRONICS' Fantastic Bargain Packed Catalog—Unheard of LOW, LOW, WHOLESALE PRICES on Brand Name Speakers, Changers, Tubes, Tools, Stereo Amps, Tuners, CB, and other Bargains. Credit plan available.

NAME _____

ADDRESS _____

CITY _____ ZONE _____ STATE _____

If you have a friend interested in electronics send his name and address for a FREE subscription also.

OLSON ELECTRONICS

INCORPORATED

311 S. Forge Street Akron, Ohio 44308

CIRCLE NO. 22 ON READER SERVICE PAGE

Regardless of what you pay for other Color TV



it can't perform as well as this one...



and yet a Heathkit set costs as little as \$399!

Exclusive Heath Features For Unequalled Performance!
That's right. No matter how many of your hard-earned dollars you pay for another brand of color TV, *none* can equal the performance of the Heathkit All-Channel, High Fidelity 21" Color TV! Why? *All* color sets require minor periodic adjustments to maintain peak picture performance. The Heathkit GR-53A is the *only* set with a "built-in service center" that provides facilities for perfect picture adjustments. Heath's simple-to-follow instructions and detailed color photos show you exactly what to look for and how to achieve it . . . quickly, easily! You become the expert! Results? Beautiful, true-to-life color pictures day in and day out . . . and *no* costly color TV service calls for simple picture alignment.

But don't take our word for it. See the special articles on the Heathkit GR-53A in the May issue of *Popular Electronics*, June issue of *Radio-TV Experimenter*, February issue of *Popular Mechanics*, April issue of *Science & Mechanics*, and the August issue of *Radio-Electronics*.

Then tear out the coupon and order yours now!
Kit GR-53A, chassis, tubes, mask, VHF & UHF tuners, mounting kit, speaker, 127 lbs. \$399.00

THE ONLY COLOR TV YOU CAN INSTALL 3 WAYS!

1. In Heathkit walnut-finished hardboard cabinet (Illust. opposite), Model GRA-53-6, 52 lbs. . . . \$49.00
2. In Heathkit Deluxe Walnut Cabinet (Illust. above), Model GRA-53-7, 85 lbs. \$115.00
3. In a wall, bookshelf, or custom cabinet!



HEATH COMPANY, Dept. 10-11-2
Benton Harbor, Michigan 49023

Enclosed is \$_____, plus shipping.

Please send Model(s)_____.

Please send FREE 1965 Heathkit Catalog.


Name _____

Address _____ (Please Print)

City _____ State _____ Zip _____

Prices & specifications subject to change without notice. CL-193R





SAVE \$449...

Kit GD-983
\$849⁰⁰
Includes
Bench

On This NEW Heathkit Version Of The Thomas "Coronado" All-Transistor Organ!

A Professional Organist's Dream With A Beginner's Simplicity! Has every deluxe organ feature you've ever dreamed of for complete playing versatility... 17 beautiful true organ voices, plus chimes, reverb, sustain, vibrato, attack & repeat percussion and treble accent to create an infinite number of thrilling musical effects! And it's all wrapped up in a luxurious piece of walnut furniture that enriches any surroundings. It's all yours to enjoy at a savings of \$449.

Simple To Build, Simple To Play! You don't have to be an electronics wizard to build it, nor a professional organist to play it! Famous Heath "Engi-nuity" has reduced assembly to simple-to-perform steps that require no special talents, background or tools. And the famous Thomas "Musical Fun Book" starts you easily playing many favorites. Get the full story free—tear out & mail the coupon now!

Kit GD-983, 290 lbs., organ & bench \$849.00

COMPARE THESE FEATURES!

- 17 rich organ voices • Two full-size 44-note keyboards
- Built-in 2-speed Leslie plus 2-unit main speaker systems
- 28 notes of chimes • 13-note heel & toe pedal board, range C thru C • New stereo chorus for exciting "stereo" effects • Color-tone Attack & Repeat Percussion • Sustain • Treble Accent • Reverb • Manual Balance • Pedal Volume • Expression pedal • Headset outlet for private play • 5-year warranty on transistor tone generators, the heart of the organ • 75-watt peak power amplifier • Hand-crafted, full-bodied, walnut-finished cabinet, completely assembled • Matching bench included

HEAR IT YOURSELF!

Convince yourself by sending for a 7", 33-1/3 demonstration record! Order No. GDA-983-2 for Deluxe GD-983 organ, GDA-232-5 for low-cost GD-232A organ. Each record 50c. Do it now!



SAVE \$150 ON HEATHKIT/THOMAS "LARGO" ORGAN!



- 10 true organ voices • Variable Repeat Percussion • Two 37-note keyboards • 20-watt peak power amplifier • 13-note heel & toe bass pedals • Walnut cabinet.
- Kit GD-232A, organ, 158 lbs. \$349.95

HEATH COMPANY, Dept. 10-11-3
Benton Harbor, Michigan 49023

- Please reserve GD-983 Organ for Nov. delivery.
- Enclosed is _____ . Please send demo record (s) _____
- Please send Free 1965 Heathkit Catalog.

Name _____ (Please Print)

Address _____

City _____ State _____ Zip _____

Prices & specifications subject to change without notice. CL-192

NOW PERSONAL TV LISTENING



You Can Enjoy TV... Or Ignore It

With the

TELEX TV LISTENER

Enjoy television in private without disturbing others. Full rich sound through a comfortable, lightweight individual earphone. Others don't hear a thing. Keeps house quiet and peaceful during noisy Westerns and children's programs. Ideal for late night viewing after family is asleep. Switch sound on or off, and control volume remotely from your chair. 15 ft. listener cord and 4 ft. Earset® cord. Tune down commercials. Perfect for the hard of hearing, motels, institutions. With extra Earset® two can listen. See your local dealer.

A Product of Sound Research

TELEX/Acoustic Products

COMMUNICATIONS ACCESSORIES

3054 Excelsior Blvd. • Minneapolis 16, Minn.

CIRCLE NO. 32 ON READER SERVICE PAGE

Get Your First Class Commercial

F.C.C. LICENSE QUICKLY!

Career opportunities in *communications electronics* are almost unlimited. Prepare now. Let Grantham train you—by correspondence, or by classroom and laboratory instruction. Get your *first class commercial* F.C.C. license in as little as 3 months, or at a slower pace if you prefer. Then, continue in more-advanced electronics training if you wish. Diploma awarded. Our catalog gives full details.

Learn how our training can prepare you for your F.C.C. license; write or telephone the School at any one of the teaching divisions listed below, and ask for "Catalog 43."

Grantham School of Electronics

1505 N. Western Av., Hollywood, Cal. 90027
(Phone: HO 9-7878)

408 Marion Street, Seattle, Wash. 98104
(Phone: MA 2-7227)

3123 Gillham Road, Kansas City, Mo. 64109
(Phone: JE 1-6320)

818-18th St., NW, Washington, D.C. 20006
(Phone: 298-7460)

ODDS 'N' ENDS

Our "Letters from Our Readers" Editor has accumulated over the years a large file drawer of unprinted or unprintable mis-sives complete with answers. Recently, in a moment of weakness, he let go of the following little gems:

"I picked up a 107.9 mc. FM station in the 10 and 15 meter bands. I picked it up three or four times. Can you explain this?"

—D.B., Ohio

Nope. Better put it down while you have the chance.

"I was fiddling with a radio that was unplugged, and every time I touched a tube, a radio in another room got louder. How come?"

—D.E., Illinois

Say! How about that!

"My friend and I have been able to key our receivers and communicate with each other. A ham, who lives half a mile away through a thick forest, gave us an S9 report. Is this legal?"

—J.P., North Carolina

Speaking of forests, remember Little Red Riding Hood. And besides, Grandma's initials are F.C.C.

"I've heard of radio signals being picked up on hi-fi sets and tape recorders, but when I relax, I seem to hear a station on 890 kc. Are sound waves coming into my brain? Are my teeth acting as antennas?"

—D.D., Illinois

Yeah—and your nose is a volume control.

"Is there any way to change a high-voltage, low-frequency transformer into a low-voltage, high-frequency transformer without special equipment?"

—M.M., Indiana


Sure. Find a guy who has a low-voltage, high-frequency transformer and wants a high-voltage, low-frequency transformer.

"Is it dangerous to retune i.f. transformers? I've been doing it for over a year now..."

—J.R., West Virginia

It's dangerous because you might get hysteresis dust on your fingers, or the eddy currents might flow out of the coil.

How To Get Improved SWL Performance At The Same Low Price...



Buy The New Heathkit® GR-64... Only \$39.95!

You'll Like Its New "Lowboy" Styling, Too!
Masculine gray, sleek-silhouette metal cabinet with a midnight black front panel accented by green & white band markings and silver trim ... makes the new Heathkit GR-64 a truly attractive Shortwave Receiver you'll be proud to use anywhere in your home!

New Circuit Features For Improved Performance!
Like the larger 5" round speaker for better sound ... a built-in rod antenna for broadcast band reception plus unbalanced input for external antenna ... a high voltage, transformer-operated power supply for peak receiver efficiency ... parallel filaments for longer tube life ... new, easier-to-read & lighted band-spread tuning bar and relative signal strength indicator ... and a one-piece molded dial for faster, easier construction!

Deluxe Portable Heathkit® "Mohican" Shortwave Receiver... Only \$95.00!



FREE HEATHKIT CATALOG

See these and over 250 other exciting Heathkits available in easy-to-build kit form. Save 50% or more by doing the easy assembly yourself! Send for your free catalog today!

Covers 550 kc To 30 mc in 4 Bands!
Includes broadcast plus 3 shortwave bands. The lighted 7" dial also has a logging scale for quick, easy station selection. Features BFO for receiving code & SSB transmissions ... 4-tube superhet circuit ... "velvet touch" 16 revolution tuning knob ... electrical band-spread for maximum station separation ... and a headphone jack for private listening.

Ideal For Novices & Avid Shortwave Listeners!
Goes together quickly, easily with fast circuit board construction & simple-to-follow instructions. And at the low price of only \$39.95, you won't find a better SWL value around ... choose the new GR-64 now!

Kit GR-64, 13 lbs. \$39.95

- Reliable 10 transistor, 6 diode circuit
- Fixed-aligned ceramic IF "Transfilters"
- Covers 550 kc to 32 mc in five bands
- 50-inch telescopic whip antenna
- Zener diode voltage regulation
- Smooth, easy flywheel tuning
- Built-in 4" x 6" speaker
- Large, slide-rule dial for easy station selection
- Headphone jack for private listening
- BFO for code & SSB transmissions
- Compact & battery powered for portability, yet can operate on 117 v. AC with optional XP-2 accessory @ \$9.95

Kit GC-1A, 18 lbs. \$95.00

Assembled GCW-1A, 20 lbs. \$165.00



HEATH COMPANY, Dept. 10-11-1
Benton Harbor, Michigan 49023
In Canada: Doystrom, Ltd., Cocksville, Ontario

Enclosed is \$ _____, plus shipping

Please send Model(s) _____

Please send FREE 1965 Heathkit Catalog.

Name _____
(Please Print)

Address _____

City _____ State _____ Zip _____

Prices & specifications subject to change without notice. CL-195R

CIRCLE NO. 12 ON READER SERVICE PAGE

Short-Wave Report

(Continued from page 90)

upper sideband and one for stations using the lower sideband. Purely by convention, most 80- and 40-meter SSB ham stations use the lower sideband, while stations on 20, 15, and 10 meters use the upper sideband. When tuning one of these bands, simply set your BFO at the correct position (for either the upper or the lower sideband), and do all of your future tuning with the receiver bandspread dial!

Incidentally, your receiver should be warmed up ahead of time to eliminate as much frequency drift as possible—it is no closely guarded secret that the BFO in some of the lower-priced receivers is none too stable. If, when you tune the receiver lower in frequency, the voice becomes lower, the station is using the lower sideband. If the upper sideband is being employed, the reverse will be true.

Tuning in SSB stations with the BFO control works quite well with some receivers where the BFO tuning rate is actually slower than the dial tuning rate. Tuning on 40 and 80 meters is considerably easier than on 20 meters and above with inexpensive receiv-

DX Country Awards Presented


To be eligible for one of the DX Country Awards designed for WPE Monitor Certificate holders, you must have verified stations in 25, 50, 75, 100, or 150 different countries. The following DX'ers have recently received the 25 Countries Verified Award.

Twenty-Five Countries Verified


Paul J. Larsen (WPE9DYE), Tinley Park, Ill.
 Wayne Leman (KL7PE3B), Niniichik, Alaska
 Merritt Cordray (WPE3EXT), Baltimore, Md.
 Edward Mohrman (WPE9FRF), Chicago, Ill.
 Richard Witkowski (WPE2GQY), Jersey City, N. J.
 Raymond Reynolds (WPE1EXT), Lowell, Mass.
 Bill Tomkiewicz Jr. (WPE2FZJ), Elizabeth, N. J.
 Emmett Murphy (WPE7VEF), Butte, Mont.
 Aldridge Salisbury (WPE4HLD), Arlington, Va.
 Henry McDonagh (VE3PE1US), Ansonville, Ontario, Canada
 Russell Steenrod (WPE2KEM), Oneonta, N. Y.
 Bruce McNair (WPE2LEP), Fords, N. J.
 Kenneth M. Stern (WPE3FDZ), Philadelphia, Pa.
 Richard Markell (WPE6DXC), Los Angeles, Calif.
 Richard Ferguson (WPE2FVH), East Aurora, N. Y.
 Conrad Durocher (WPE2ASP), N. Smithfield, R. I.
 Howard Lyhte (WPE2FYB), New York, N. Y.
 Charles J. Baer (WPE2CKM), Brooklyn, N. Y.
 Emil Kasprzyk, Jr. (WPE5IE), Floresville, Texas
 John Seemann (WPE2ETJ), Bronx, N. Y.
 John Ophaug (WPE0DSR), Wayzata, Minn.
 Norbert Juneau (VE2PE6S), Sillery, Quebec, Canada
 Greg K. Foley (WPE0DJA), Mason City, Iowa
 James E. McDonald (WPE0DYR), Mason City, Iowa
 Stanley Rowin (WPE2LEI), Brooklyn, N. Y.
 J. F. Clarke (WPE3ETW), Ashland, Pa.
 Roger Bowman (WPE4ESK), Winter Park, Fla.
 Allen Brostowski (WPE2LWG), Wallington, N. J.
 Richard Brodeur (WPE1ECM), Chicopee Falls, Mass.
 Richard Farrell (WPE4HLL), Clearwater, Fla.
 Tracy Resch (WPE9GFN), Casey, Ill.
 John Pirnat (WPE8FWO), Euclid, Ohio
 Douglas Stark (WPE3FSX), Bethesda, Md.
 Steve Weinstein (WPE3FNL), Pittsburgh, Pa.
 Allan Jankowski (WPE8HGI), Campbell, Ohio
 Ronald J. Shopinski (WPE3DKA), Mt. Carmel, Pa.
 Rudy Schleinkofer (WPE3FQV), York, Pa.
 Robert Ulmer (WPE2LRG), Bloomfield, N. J.
 R. S. Crowell (WPE4HKO), Fort Walton Beach, Fla.
 James Dell (WPE8HSY), Dayton, Ohio
 Kenneth Alyta, Jr. (WPE4FXB), Charlotte, N. C.
 Van Martin (WPE6FIM), N. Hollywood, Calif.
 Anthony LoPresto (WPE2JHB), Brooklyn, N. Y.
 Joe Pierson (WPE2JZT), Newark, N. J.
 Walter McCabe (WPE3EPW), Williamsport, Md.
 Martin Franks (WPE9FPC), Michigan City, Ind.

George Winingder (WPE4HJY), Atlanta, Ga.
 Carl Luckett (WPE0DVN), Overland, Mo.
 Jay Tanen (WPE2JSW), New York, N. Y.
 Richard S. Newman (WPE3ECF), Danville, Pa.
 Richard Daniel, Jr. (WPE3EXJ), Swarthmore, Pa.
 Reinhold Schlegel (WPE9RWS), Richford, Ill.
 Bob Wallenhorst (WPE8HFM), St. Bernard, Ohio
 Gary Tietz (WPE5DNR), Metairie, La.
 Alan Brix (WPE9EUZ), Decatur, Ill.
 William Bowe (WPE2K0I), Woodbury, N. J.
 Marshall Rowley (VE7PE7S), Vancouver, B. C.
 Edward Allen (VE1PE8V), Hantsport, Nova Scotia
 Warren Leach (WPE8HOK), St. Clair Shores, Mich.
 Trever Clegg (WPE6FAF), Fresno, Calif.
 Robert Ramlow (WPE9FTQ), West Allis, Wis.
 Wayne Winston (WPE9FSI), Chicago, Ill.
 Michael Fletcher (WPE4DPS), Waco, Tex.
 Steven Rarola (WPE2JUV), Audubon Park, N. J.
 Stephen Schmidt (WPE2IXG), Webster, N. Y.
 Francis Powell (V05PE1A), Jamaica, West Indies
 Pete Hartquist (WPE6FNY), Fairfield, Calif.
 Melvin Granick (WPE2GAT), Queens, N. Y.
 Edward Aiston (VE3PE2BD), Carleton Place, Ontario, Canada
 Leon Johnson (WPE0DWV), Holland, Mo.
 Ralph Shankland (WPE6ERL), Arcadia, Calif.
 Bobby Conder (WPE4HQT), Winston-Salem, N. C.
 Steve Curfman (WPE9FWK), East Alton, Ill.
 David Thompson (WPE6HP), Suisun, Calif.
 Jack Kallmeyer (WPE8BYZ), Kettering, Ohio
 Richard Wallace (WPE2MJY), Flushing, N. Y.
 Augustin Monasterio (XE1PE1G), Mexico City, Mexico
 Marshall Salt (WPE3ERC), Reading, Pa.
 Tom Rupe (WPE9DJH), Park Ridge, Ill.
 Gerald Ogor (WPE9FFZ), Riverdale, Ill.
 Pat Tuvel (WPE8GFC), Dayton, Ohio
 David Pyatt (WPE9GIJ), Indianapolis, Ind.
 James Bennett Jr. (WPE3FOW), Conyngham, Pa.
 John Parnell (WPE6CNR), Sacramento, Calif.
 Paul Johnson (WPE9GYP), Monmouth, Ill.
 Mrs. H. L. Young (WPE9ERX), Elgin, Ill.
 Edward Zebrowski (WPE1FTG), Holyoke, Mass.
 Richard Jones (WPE4EFG), Fairfax, Va.
 Neil Hauser (WPE2LQQ), Great Neck, L. I., N. Y.
 David Begue (WPE5PB), Houston, Tex.
 Thomas Siolek (WPE2HKG), Brooklyn, N. Y.
 Larry Kopriya (WPE6FIL), Huntington Park, Calif.
 Neal Bates (WPE8EPN), Painesville, Ohio

For The Stereophile With An Eye...



As Appreciative As His Ear...



New Heathkit Deluxe Transistor Stereo!

Luxurious New Walnut Cabinet Styling!

Do you consider appearance as carefully as performance when choosing stereo components? If you do, then you'll delight in this new look of Heathkit Deluxe Transistor Stereo. Sleek, richly warm walnut cabinets. Clean, uncluttered charcoal gray upper front panels. Soft refracted panel lighting. Hinged lower front panels (to neatly conceal all secondary controls and avoid accidental system setting changes). Beautiful enough to capture the spotlight in any room!

And The Sound?

As modern and beautiful as the new styling. Transistor sound with its broad, crisp, clean, unmodified response ... no compromising here! Add cool, instant operation, simplicity of assembly, and Heath's low prices ... you have the best value in transistor stereo today!

Inside These Beautiful Cabinets ...

In the magnificent Heathkit AJ-43 Stereo Tuner, you'll find advanced solid-state circuitry ... 25 transistors & 9 diodes in all! You'll find wide-band AM, FM, FM Stereo ... automatic switching to stereo ... filtered left & right channel outputs for direct, beat-free stereo recording ... automatic stereo indicator ... separate

AM & FM tuning meters ... automatic frequency control ... automatic gain control ... adjustable FM squelch ... and stereo phase control for maximum separation, minimum distortion.

The matching Heathkit AA-21 Stereo Amplifier features 26 transistor, 10-diode circuitry to produce 70 watts continuous, 100 watts IHF music power at ± 1 db from 13 to 25,000 cps ... complete freedom from microphonics, effortless transient response, cool, quick operation. In addition, there are complete controls, plus all inputs & outputs to handle any program source and most speaker impedances. With its encapsulated, epoxy-covered circuit modules and five stable circuit boards, assembly is fast, simple and fun ... requires *no* special skills or knowledge!

Please Your Ear, Your Eye & Your Sense Of Value!

Choose this matched Heathkit Transistor Stereo pair now for better appearance and better performance at lower cost!

Kit AJ-43C, tuner, 19 lbs. \$129.95

Kit AA-21C, amplifier, 29 lbs. \$149.95



FREE 1965 HEATHKIT CATALOG
See these and over 250 other exciting Heathkits available in easy-to-build kit form. Save 50% or more by doing the easy assembly yourself! Send for your free catalog today!

HEATH COMPANY, Dept. 10-11-4
Benton Harbor, Michigan 49023
In Canada: Daystrom, Ltd., Cooksville, Ontario

Enclosed is \$ _____, plus shipping.

Please send Kit _____

Please send FREE 1965 Heathkit Catalog

Name _____ (Please Print)

Address _____

City _____ State _____ Zip _____

Prices & specifications subject to change without notice.

HF-177R

CIRCLE NO. 12 ON READER SERVICE PAGE

COLOR CODED PHONO PLUGS PREVENT...



STEREO-CONNECTION MIX-UPS

To avoid wiring errors when interconnecting two pieces of stereo equipment . . . use new Switchcraft phono plugs with "SNAP-ON" Color Coded Handles, in RED, BLACK and WHITE.



Just solder wire and "SNAP-ON" plastic handle. Handle "locks-on" plug to give you a permanent finger grip when disconnecting equipment.

For positive Stereo channel identification order Switchcraft Series 3508 Color Coded Phono Plugs in Red, Black or White,—only \$0.25 LIST PRICE.

Contact your dealer or write us for name of dealer nearest you.

SWITCHCRAFT

5563 N. Elston Ave. / Chicago 30, Ill.

CIRCLE NO. 50 ON READER SERVICE PAGE

EARN Electronics Engineering DEGREE

You can earn an A.S.E.E. degree at home. College level HOME STUDY courses taught so you can understand them. Continue your education, earn more in the highly paid electronics industry. Missiles, computers, transistors, automation, complete electronics. Over 27,000 graduates now employed. Resident school available at our Chicago campus—Founded 1934. Send for free catalog.

AMERICAN INSTITUTE OF ENGINEERING & TECHNOLOGY
1137 West Fullerton Parkway, Chicago 14, Ill.

LEARN MORSE CODE



peterson publishing co., p.o. box 3021, sarasota, fla.

THE FIRST STEP is to commit the symbols to memory so that they can be recalled INSTANTLY. The fastest, easiest way to do this is with FLASH CARDS. Set 101 includes all symbols, plus Q-signals & color codes; Set 102 includes all ham abbrevs. Send \$1.50/set, or \$2.50 for both sets, to:

B.S. degree in 36 months

Small professionally-oriented college. Four-quarter year permits completion of Engineering or Business Administration degree in three years. Summer attendance optional. One-year Drafting-Design Certificate program. Founded 1884. Rich heritage. Excellent faculty. Small classes. Well equipped labs. New library. Residence halls. 200-acre campus. Graduate placement outstanding. Modest costs. Enter Jan., March, June, Sept. Write Director of Admissions, for Catalog and View Book.



TRI-STATE COLLEGE

36114 College Avenue • Angola, Indiana

ers, due to the fact that so much more of the spectrum is covered with one small nudge of the receiver dial on the higher bands. In any event, the most important thing to remember is to take it s-l-o-w-l-y . . .

Current Station Reports

The following is a resumé of current reports. At time of compilation all reports are as accurate as possible, but stations may change frequency and/or schedule with little or no advance notice. All times shown are Eastern Standard and the 24-hour system is used. Reports should be sent to P.O. Box 333, Cherry Hill, N.J., 08034, in time to reach your Short-Wave Editor by the eighth of each month; be sure to include your WPE Monitor Registration and the make and model number of your receiver.

Algeria—*R. Algiers* now broadcasts a program in French on 11,835 kc. weekdays at 0130-0400, 0600-0930, and 1200-1800, with news bulletins at 0230, 1430, and 1745. The Arabic service is transmitted on 9510 kc.

Andorra—*Andorra Number 1 - Radio Des Valles* is now relaying programs of *R. Monte*

DX STATES AWARD RULES

Are you eligible to apply for a 20, 30, 40, or 50 States Verified Award? Here is a brief resume of the rules and regulations.

(1) You must be a registered WPE Short-Wave Monitor and show your call on your application.

(2) You must submit a list of stations (any frequency or service) for which you have received verifications, one for each state heard. You must also supply the following information in tabular form: (a) state heard; (b) call-sign or name of station heard and location; (c) frequency; (d) date the station was heard; (e) date of verification; (f) whether broadcast was a normal transmission for the class of station received, or a test. All of the above information should be copied from the station's verification. Do not list any verifications you cannot supply for authentication on demand. Do not send any verifications at this time. Should any verifications need to be sent in for checking, we will notify you and give you instructions on how to send them.

(3) A fee of 50 cents (U.S. coin) must accompany the application to cover the costs of printing, handling, and mailing. This fee will be returned in the event an applicant is found to be ineligible. Applicants in countries other than the U.S. may send the equivalent of 60 cents (U.S.) in coins of their own country if they wish. Please do not send International Reply Coupons (IRC's) when applying for an award.

(4) Apply for the highest DX award for which you are eligible. If, at a later date, you are eligible for a higher award, then apply for that award.

(5) Send your application, verification list, and fee to: Hank Bennett, Short-Wave Editor, P. O. Box 333, Cherry Hill, N. J. 08034. Do not include an application for a Short-Wave Monitor Certificate (you are not eligible for any of the awards until you have a Short-Wave Monitor Certificate in your possession). Reports, news items, or questions should be mailed in a separate envelope.

Carlo, Monaco, in addition to its own programming on weekdays at 0530-0600, 1100-1230, and from 1600, and on Sundays at 0205-0300, 1200-1235, and from 1630 on 318 kc. There is still no mention of the inactive outlet on 6305 kc.

Australia—Keith Glover of *R. Australia* reports that there are no FM stations in that country at the present time nor are there plans for any. *R. Australia* will celebrate its 25th anniversary on December 20; a special verification card has been printed and is being issued to confirm reception of the station until December 31.

Austria—Here are some frequency changes from Vienna. The 0600-0900 xmsn is now on 17,795 kc. The 1200-1500 xmsn on Mondays, Saturdays, and Sundays is on 11,840 kc., replacing 11,785 kc. The 0000-0200 xmsn to India has been moved to 17,805 kc. The 1000-1300 xmsn on Mondays, Wednesdays, and Fridays for S. Africa is now on 17,880 kc. A German language course is given on 9525 kc. at 1930.

Bechuanaland—According to previous reports, ZNB, Mafeking, 5900 kc., left the air on September 30, 1963. However, a new list of active stations includes ZNB, 5900 kc., 1 kw., at 0600-0700 and 1200-1430 (Sundays at 1300-1430), and ZND, Lobatsi, 3356 kc., 1 kw., at 1030-1140 Monday to Friday in Tswana. This country reportedly will have a 10-kw. station in service before the end of the year.

Bolivia—Station CP81, *R. Pio XII*, Llalagua, has moved down to 5958 kc. where it has been noted around 0445 with ammts in Spanish, many commercials, and music.

The long-inactive CP5, *R. Illimani*, La Paz, 5878 kc., has been noted prior to 2245 with a Spanish xmsn supplied by *Deutsche Welle*. The current s/off time on weekdays is 2300.

Another seasonal station is CP9, *R. Amauta*, La Paz, 6257 kc., strong at times with world news headlines in Spanish at 1945-2015 followed by usual Latin American programming and commercials until about 2300.

Bonaire—Station PJB, *Trans World Radio*, 800 kc., at time of writing, is still testing evenings and inviting reports. This station operates with 525,000 watts and is easily heard, at least in eastern areas. The first QSL that we've seen came in letter form ("... our cards will be available soon...")

SHORT-WAVE ABBREVIATIONS

anmt—Announcement	QRM—Station interference
c.w.—Morse code	QSL—Verification
Eng.—English	R.—Radio
ID—Identification	s/off—Sign-off
IS—Interval signal	s/on—Sign-on
kc.—Kilocycles	xm.n.—Transmission
kw.—Kilowatts	xm:r—Transmitter
N.A.—North America	

signed by William P. Mial, station manager. The on-the-air address is *Trans World Radio*, Bonaire, Netherlands Antilles.

Brazil—Sao Paulo broadcasts a "live" morning concert with ammts in Eng., Portuguese, and German on Sundays at 0700-0915 over *R. Difusora de Sao Paulo*, *R. Tupi*, and *R. Cultura* on 17,815, 15,155, 11,765, 9745, and 6095 kc.

Radio Globo, ZYZ36, Rio de Janeiro, 11,805 kc., is strong around 1900 to past 2230 with Brazilian and N.A. music; newscasts in Portuguese are given at 2000 and 2100. This station may even override *R. Sweden* at 2215 to N.A.

Other stations reported include ZYB22, *R. Rio Mar*, Manaus, 9690 kc., with pop music at 1230, and ZYV71, Governador, 2390 kc., to 2000 s/off on a Sunday.

Chile—Station CE604, listed as *R. Libertad*, is now ID'ing as *R. Presidente Balmaceda* and has apparently moved from 5975 to 6040 kc., where the s/off varies from 0005 to 0100, in dual to 9600 kc.

Colombia—Station HJFQ, *La Voz del Pueblo*, Pereira, has been logged on 5995 kc. with local news at 1955.

Congo (East)—The French Network from Leopoldville on 9658 kc. has news in French at 0030-0045 and French music to past 0100. The 9624-kc. outlet has native-language network programs at the same time.

Dominican Republic—Station HIBB, *La Voz del Papagayo*, La Romana, 5030 kc., is noted irregularly around 1630 with news and music.

R. Santo Domingo's short-wave outlets are now listed as HI3SD, 3215 kc., and HI4SD, 5960 kc., both rated at 7500 watts and both in Santo Domingo, and HI3W, 3285 kc., 1 kw., Santiago. Cultural programs are listed for 3325 and 860 kc., with s/off at 2200.

Ecuador—Possibly new stations are HCWN1, *La Voz Del Triunfo*, Santo Domingo de los Colorados, 3835 kc., noted around 2100 with



ADD MORE POWER FOR BUSINESS RADIO (AM-FM) SONAR LINEAR RF AMPLIFIER

FCC TYPE ACCEPTED—150 WATTS INPUT —when used with BR-20 or Equivalent

You can cover greater distances with increased transmit power. Use a BR-20, or a similar 1-10 watt output to drive the BR-21. Designed for top performance and dependable service when you need it. 1-10 watts R.F. to operate • automatic standby/transmit keying (no extra cables needed) • covers entire 25-50 MC range • Forced air cooled for continuous duty • Weight, 12 lbs.

SONAR RADIO CORPORATION, 73 Wortman Ave., B'klyn. 7, N. Y. Please send me information on Model BR-21 Linear R.F. Amplifier.

NAME _____ Dept. 342
 ADDRESS _____
 CITY _____ STATE _____

Complete with interconnecting co-axial cable and connector
 117 VAC \$159.50 12 VDC \$184.50
 Same prices for Amateur 10 or 6 meter band

CIRCLE NO. 31 ON READER SERVICE PAGE

SHORT-WAVE CONTRIBUTORS

Jonathan Hoyt (*WPEIDRY*), Clinton, Conn.
 Nick Oliviero (*WPEIFMD*), New Britain, Conn.
 Bill Smith (*WPEIFZ*), Cuxbridge, Mass.
 Irwin Belofsky (*WPEBIVZ*), Brooklyn, N. Y.
 Kenneth Gerston (*WPE2DSG*), Brooklyn, N. Y.
 Leo Fleury (*WPE2KUR*), New York, N. Y.
 Perry Brainin (*WPE2KIK*), Bronx, N. Y.
 William Graham (*WPE2LMU*), Binghamton, N. Y.
 Ken Cayne (*WPE2LSI*), Long Beach, N. Y.
 Robert Oswicki (*WPE2LVD*), Amsterdam, N. Y.
 Saul Ash (*WPE2MDY*), Far Rockaway, N. Y.
 Ronald Freeman (*WPE2MGF*), Linden, N. J.
 Kenneth Martin (*WPE3DIP*), Pittsburgh, Pa.
 Robert Sharkey (*WPE3DVG*), Pittsburgh, Pa.
 Joe Johnston (*WPE3FDN*), Philadelphia, Pa.
 James Navary (*WPE3FVN*), W. Milford, N. C.
 Grady Ferguson (*WPE4BC*), Charlotte, N. C.
 Joseph Agrella (*WPE4FVS*), Fort Lauderdale, Fla.
 David Chaffin (*WPE4HJZ*), Chattanooga, Tenn.
 Bobby Conder (*WPE4HOT*), Winston-Salem, N. C.
 Jody Coles (*WPE5CW*), Houston, Texas
 Bill Stanley (*WPE5CVII*), Deer Park, Texas
 John Hopkins (*WPE5DPV*), New Orleans, La.
 Stewart Mac Kenzie (*WPE6AA*), Huntington Beach, Calif.
 Shaler Hanisch (*WPE6BPV*), Hartford, Conn.
 Trev Clegg (*WPE6FAF*), Fresno, Calif.
 Mike Ferguson (*WPE6EET*), St. Joseph, Mich.
 Robert French (*WPE6FGH*), Bellaire, Ohio
 Dan Schonberz (*WPE6FWH*), Shaker Heights, Ohio
 Russell Hawkins (*WPE6GDP*), Laverne, Tenn.
 Tim O'Neill (*WPE6GVII*), Westlake, Ohio
 Bob Klein (*WPE6ARA*), Beaver Dam, Wis.
 Jim Kline (*WPE6DZB*), Genoa, Ill.
 David Pyatt (*WPE6GII*), Indianapolis, Ind.
 Gerry Dexter (*WPE6HDB*), West Bend, Wis.
 Michael Kreyche (*WPE6DTH*), Overland Park, Kan.
 Hector Davila (*WPE6PEIG*), Bayamon, Puerto Rico
 Jack Perolo (*WPE6PEIC*), Sao Paulo, Brazil
 F. L. Parsons (*WPE6EIZI*), Welland, Ontario, Canada
 Edward Tompkins (*WPE6EIZI*), Toronto, Ontario, Canada
 George Bennett, Anderson, Ind.
 Ken Bissingner, Pearl River, N. Y.
 Geoff Check, Lacon, Ill.
 Ken Cummings, Eureka, Calif.
 Lawrence Edler, Daly City, Calif.
 Joe Esser, New Kensington, Pa.
 Hank Holbrook, Chevy Chase, Md.
 Jim Parisho, Blackwood, N. J.
 Michael Poore, Bethesda, Md.
 Ted Sanders, Eureka, Calif.
 Albert Sauerbier, Washington, N. J.
 Allen Tobin, Eau Claire, Wis.
 Jim Wedewer, Dyersville, Iowa
 Lebanese Broadcasting System, Beirut, Lebanon
 Sweden Calling DX'ers, Stockholm, Sweden

pop music and frequent ID's, and HCJT1, *R. Tulcan*. 3680 kc., heard with Ecuadorian music, ID and a time check at 2135.

Egypt—Cairo has been noted on a previously unreported frequency of 9520 kc. at 1645-1655 with Eng. news and pop music.

Grand Turk Island—Station VSI8, 4560 kc., has Eng. news from 1330 to 1340, with a tone signal at the start and end of the xmsn. Does anyone have additional information on this station?

Indonesia—*R. Republik Indonesia* currently operates on the following frequencies: Djakarta on 6045, 7165, 7220, 7270, 9585, 11,785, 11,770, 11,795 15,150, 17,810, and 17,860 kc.; Bandung on 4945 kc.; Jogjakarta on 5047.5, 7105, and 7255 kc.; Surakarta on 4875 kc.; Semarang on 7210 kc.; Surabaja on 6120 kc.; Medan on 7440 kc.; Pakanbaru on 5955 kc.; and Padang on 6195 kc. There are also unidentified stations on 4940 and 7190 kc.

Iran—*R. Teheran*, after working on 15,125 and 15,135 kc., is now down to 15,095 kc. It

was noted at 1425 with Eastern music, at 1430-1455 with dance records (Eng.), in French to 1526, Eng. to 1558, and native language to 1657 s/off.

Japan—Station JOZ, 3925 kc., and JOZ4, 3945 kc., were both noted at 0535-0600 with light and classical music and Japanese lessons.

Lebanon—In addition to the schedule listed last month, Beirut also has omnidirectional xmsns at 2330-0230 and 1115-1330 on 5980 kc. and at 0430-1100 on 9545 kc. English to N.A. continues at 2130-2200 on 9625 kc.

Luxembourg—*R. Luxembourg* hopes to extend its Eng. service if a suitable frequency can be found. The present short-wave schedule is 1300-2000 on 6090 kc. The long-wave xmtr (frequency not specified but presumably 233 kc.—*Ed.*) is to be increased in power to 1,250,000 watts!

Mali—*Radiodiffusion Malienne*, Bamako, has moved up to 4780 kc. and is heard at good level from 0100 s/on; there is a newscast in French at 0200-0210, dual to 4835 and 9745 kc.

Mexico—Station XEXQ, *R. Universidad Potosina*, San Luis Potosi, is a newly reported station on 6045 kc. It has been noted with classical and operatic music and anmths in Spanish from 0000 to 0120 s/off.

Netherlands—*R. Nederland* now broadcasts to Australia and New Zealand at 0200 on 9525 and 9715 kc. A language xmsn is noted on 21,665 kc. from 1355 with a Dutch newscast. *R. Nederland* does not relay the 2300 xmsn to N.A. via Bonaire as some people have thought.

New Guinea—A new station is VL8BK (or VL8VK), Karema, 3245 kc. This is reportedly low-powered and may be rough to log. It is said to carry *R. Australia's* news bulletin at 0300 and 0400. The schedule is 2130-0600, with Eng. during the last half hour.

Peru—A new outlet is *R. Huamanga*, Huamanga, 6123 kc. It has been heard from 2245 to 2350 closing with Latin American pop tunes and frequent ID's. Other loggings: OAX8F, *R. Loreto*, Iquitos, up to 9500 kc., at 2015 with pop music; *R. Nacional*, 9550 kc., around 0630 at good level; and *R. Atlantida* on 5180 kc., noted at 2033-2115 with Spanish vocals and talks. There is also an outlet on 9560 kc. that sometimes operates dual to 9550 kc.

Portugal—Lisbon is heard over CSA24, Lisbon, on 9670 kc. at 1705 with news in Portuguese, at 1718 with piano music, and at 1725 with an ID; then Portuguese to later than 1730.

Portuguese Guinea—*Emissora da Guine*, Bissau, was logged on 5041 kc. at 1824-1830 with Eng. and Portuguese pop tunes.

Rwanda—According to *R. Australia*, the *Deutsche Welle* relay station at Kigali will boost its power to 250 kw. in 1965.

Solomon Islands—The 4770-kc. outlet from Honiara will not go back into service due to the success of the 3995-kc. unit. The present schedule reads: Monday to Friday at 0230-0610, Saturdays at 0400-0615, Sundays at 0400-0620 on 3995 and 5960 kc.

South Africa—*R. South Africa*, Paradys, is noted on 3285 kc. from 2350 to 0030 fade with dancing lessons, news, weather, and stringed instrumentals.

Sweden—Stockholm carries Eng. on 15,445 kc. at 0945 with news, at 0955 with folk music, at 1000 with a "Mailbag"; after 1015 the station transmits in Swedish.

Tahiti—R. Tahiti continues to get good reception in western areas on 6135 kc. with native-language programs to 0000, followed by French. The station IS consists of a flute and drums.

Uganda—A station believed to be R. Uganda, Kampala, has been logged on 3340 kc. with Eng. news at 0100-0112 and native music to 0123. Very difficult receiving conditions made a positive ID impossible. This is the only logging of this station reported in many months. East Coast DX'ers might watch for it although it will be accompanied by severe QRM from c.w. and teletype stations on the same frequency.

U.S.A.—Since January, 1964, WWV and WWVH have been broadcasting geophysical alerts at seven words per minute (c.w.) on

Beacon Stations

This is the conclusion of the list of beacon stations that was started in the August issue. With careful tuning and patience, you may be able to log a number of these stations. For the most part, they are low-powered and do not operate continuously. They identify in slow-speed Morse code by call-sign. Located in Central and South America, the stations are listed by frequency in kilocycles.

- 1500 JUL, Juanjuri, Peru
- 1608 VSA, Villahermosa, Mexico, 1200 watts
- 1613 RAB, Rabinal, Guatemala, 1200 watts
- 1615 BOB, Bobures, Venezuela, 300 watts
- MIL, Quincemil, Peru
- 1618 TUL, Tulancingo, Mexico, 1200 watts
- 1620 IZT, Ixtepec, Mexico, 1200 watts
- LAV, Tumeremo, Venezuela, 50 watts
- NLD, Nuevo Laredo, Mexico, 50 watts
- URM, Uruman, Venezuela, 50 watts
- 1625 CZM, Cozumel, Mexico, 1200 watts
- MZT, Mazatlan, Mexico, 1200 watts
- 1638 CME, Carmen, Mexico, 1200 watts
- MTT, Minatitlan, Mexico, 1200 watts
- ZCO, Cuzco, Peru, 450 watts
- 1648 OAX, Oaxaca, Mexico, 1200 watts
- TIJ, Tijuana, Mexico, 1200 watts
- 1658 CPE, Campeche, Mexico, 50 watts
- 1662 PZA, Puerto Cabezas, Nicaragua
- 1668 GDJ, Guadalajara, Mexico, 1200 watts
- HMO, Hermosillo, Mexico, 1200 watts
- MID, Merida, Mexico, 1200 watts
- TOR, Tournavista, Peru, 1000 watts
- 1688 PPE, Punta Penasco, Mexico, 1200 watts
- PVR, Puerto Vallarta, Mexico, 1200 watts
- 1698 REX, Reynosa, Mexico, 50 watts
- SDM, Santo Domingo, Mexico
- TGZ, Tuxtla Gutierrez, Mexico, 1000 watts
- 1704 TGU, Tegucigalpa, Honduras, 150 watts
- 1708 MXL, Mexicali, Mexico, 1000 watts
- TAM, Tampico, Mexico, 1200 watts
- TAP, Tapachula, Mexico, 1200 watts
- 1718.5 MZL Manzanillo, Mexico, 1000 watts
- 1740 PO, Popton, Guatemala, 50 watts

SATELLITE BATTERIES ONLY 99¢ ea.

SURPLUS



These Government surplus storage batteries are nickel-cadmium sintered plate type used in satellites and missiles due to characteristics not possessed by any other battery, i.e.: Lifetime service (over 5000 cycles of charging & discharging in tests shows no decrease in capacity); constant voltage during discharge; operates in extreme temperature ranges; operates in any position; compact (less size & wt. than lead-acid types); low internal resistance; high discharge rates (up to 25 times ampere-hour capacity); no corrosive fumes to harm equipment or clothing; not harmed in any manner such as storage, overcharging, freezing, etc. Use these cells to operate any equipment formerly using dry wet batteries. Especially where portability, economy, dependability and ruggedness are prime requisites. Select your cells from list below to best fit your application.

Esse Type	Amp. Hrs.	Dimensions inches			Wt. Ozs.	Con. U ⁿ	Esse Price
		H.	W.	D.			
AH4	4-6	6.00	2.00	.5	6	U ⁿ	.99
AH4C	4-6	6.00	2.00	.5	6	N	1.49
AH4R	4-6	6.00	2.00	.5	6	N	2.49
AH6	6-10	4.00	2.125	.937	8	N	4.95
AH3AN	30-40	3.37	3.125	1.375	52	U	8.95
AH6ON	60-80	11.25	5.00	1.375	104	U	14.95
AH6ON	60-80	11.25	5.00	1.375	104	N	21.50

Other Alkaline Cells and Batteries in steel cases.

NICKEL-CADMIUM *Type M 30 Size 8.875 x 3 x 1.750 Wt. 31.2 lbs. 30 AH Used \$2.95, New \$5.95 per cell. Aircraft 28 V. battery made up with 22 of these cells —Used \$60. New \$125. Overall size 10" x 10" x 10". Wt. approx. 60 lbs.
 Type LAL12H NISAD. Size 11 x 4.125 x 2. Wt. 81.2 lbs. 80 AH New \$12.50 per cell. 12 V. Laboratory battery made up in hardwood rack with 10 of these cells, overall size 11 1/2 x 5 1/2 x 2 1/4 inches. Wt. 100 lbs. —Used \$60. New \$125.

IRON-NICKEL Type B-4 Edison. Size 9 x 5 x 2.750 in. Wt. 89 1/2 lbs. 30 AH. Used—\$5.00 per cell. 6 V. battery of 3 of these cells in hardwood rack. Used—\$25.00. New—\$40.00. Overall size approx. 18 x 10 x 6 inches. Approx. wt. 50 lbs. **GUARANTEE:** All cells are guaranteed for satisfaction or your money back, except cells marked with an asterisk (*) which are not as received from used stocks of the Government and not checked before shipping.

ESSE RADIO CO.

368 South Meridian Street, Indianapolis, Ind. 46225

CIRCLE NO. 47 ON READER SERVICE PAGE

GET INTO ELECTRONICS

V.T.I. training leads to success as technicians, field engineers, specialists in communications, guided missiles, computers, radar, automation, basic & advanced courses. Electronic Engineering Technology and Electronic Technology curricula both available. Associate degree in 20 months. B.S. obtainable. G.I. approved. Start September, February, Dorms, campus. High school graduate or equivalent. Catalog.

VALPARAISO TECHNICAL INSTITUTE
DEPARTMENT PE, VALPARAISO, INDIANA

SCIENCE—ENGINEERING

ASSOCIATE & BACHELOR OF SCIENCE PROGRAMS

Get into fastest-growing fields of Physics, Mathematics, Engineering (Nuclear, Electronic, Electrical); also Engineering Technology (Nuclear, Electronic). Optional four-quarter, all-year schedule available. Four-year B.S. degree programs in 3 yrs. A.S. degree in 2 yrs. A.A. degree in Electronics Technology in 1 1/2 yrs. Send for Catalog P-11.

NORTHBRIDGE COLLEGE OF SCIENCE & ENGINEERING
16758 Bryant St., Northridge, Calif.

POPULAR ELECTRONICS

November 1964

ADVERTISERS INDEX

READER SERVICE NO.	ADVERTISER	PAGE NO.
1	Allied Radio	11
	American Institute of Engineering & Technology	128
2	Antenna Specialists Co., The	39
40	B&K/Mark	28
51	Bailey Institute of Technology	14
3	Browning Laboratories, Inc.	117
4	Burstein-Applebee Co.	115
5	Cadre Industries Corp.	12
	Capitol Radio Engineering Institutes, The	5
	Cleveland Institute of Electronics	34, 35, 36, 37
6	Columbia Products Co.	4
7	Conar	20
43	Concord Electronics Corporation	6
8	Cousino Electronics Corp.	114
	DeVry Technical Institute	3
9	EICO Electronic Instrument Co., Inc.	40
10	Eastman Kodak	91
45	Electropac Inc.	9
47	Esse Radio Co.	131
49	Fisher Radio Corporation	8
	Grantham School of Electronics	124
11	Hallcrafters	7
12	Heath Company	120, 121, 122, 123, 125, 127
42	Hy-Gain Antenna Products Corp.	26
42	Hy-Gain Antenna Products Corp.	96
13	International Crystal Mfg. Co., Inc.	29
14	Johnson Company, E. F.	21
38	KLH Research and Development Corp.	FOURTH COVER
15	Kuhn Electronics Inc.	114
16	Lafayette Radio Electronics	102, 103, 104, 105, 106
17	Micro Electron Tube Co.	107
18	Miller Company, J. W.	109
19	Milwaukee School of Electronics	113
	Minnesota Mining & Mfg. Co.	13
46	Mosley Electronics Inc.	98
20	Multi-Elmac Company	118
	Multicore Sales Corp.	131
39	Nation-Wide Tube Co.	119
	National Radio Institute	SECOND COVER, 1, 96
	National Technical Schools	68, 69, 70, 71
21	North American Phillips Co., Inc.	30
	Northridge College of Science & Engineering	131
22	Olson Electronics Incorporated	119
23	Pearce-Simpson, Inc.	38
	Peterson Publishing Co.	128
24	Philco Technological Center	94
25	Polytronic Labs, Inc.	31
26	Progressive "Edu-Kits" Inc.	97
	RCA Institutes, Inc.	16, 17, 18, 19
27	Radio Shack	27
28	Regency Electronics, Inc.	THIRD COVER
29	Sames & Co., Inc., Howard W.	101
30	Scott Inc., H. H.	25
31	Sonar Radio Corporation	129
50	Switchcraft	128
32	Telex, Inc.	124
33	Terado Corp.	115
34	Tram Electronics, Inc.	32
48	Trans-Pacific Electronics, Inc.	107
	Tri-State College	128
35	Turner Microphone Company, The	22
36	U.S. Army	93
44	University Loudspeakers, Inc.	10
	Valparaiso Technical Institute	131
37	Viking of Minneapolis, Inc.	99

CLASSIFIED ADVERTISING 133, 134, 135, 136, 137, 138

QSL Cards For You?

The SWL QSL Bureau is currently holding QSL cards for the following WPE Monitors. If your WPE registration is listed here, send a stamped, self-addressed envelope to Mr. LeRoy Waite, 39 Hannum St., Ballston Spa, N. Y. 12020, and your card(s) will be forwarded to you.

WPE9ATR	WPE9DEN	WPE0ABC
WPE9BOJ	WPE9EQI	WPE0AQJ
WPE9CFZ	WPE9EVH	WPE0BKX
WPE9CQV	WPE9FOD	WPE0CJM
WPE9CXR	WPE9GGY	WPE0CYD


the 19th minute past each hour. The alerts read in this manner: "GEO M" (magnetic storm); "GEO N" (magnetic quiet); "GEO C" (cosmic rays); "GEO S" (solar activity); "GEO Q" (solar quiet); and "GEO E" (no alert issued).

U.S.S.R.—Moscow is using a new ID (*Radiostantsi Atlantica*) in its xmsns to Russians overseas as noted on its 0730-1100 xmsn on 15,150 kc. A registered letter from Yerevan states that there will be a xmsn to N.A. at 1430-1530 on 11,690, 11,755, 9540, and 9725 kc.

Venezuela—Station YVCN, *Escuelas Radiofonicas*, San Fernando, has been testing on 2430 kc. with s/off at 2130. They say they will begin regular xmsns "soon."

A rarely heard station is YVMO, *Radiodifusora Occidental*, Barquisimeto, 4940 kc., due largely to severe teletype QRM. It has been noted from 2000 to 2130 s/off with musical programs and frequent time checks and ID's.

Clondestine—*Radio Peyk-e Iran* has been heard on 11,696 kc. in Azerbaijani and Persian at 1200-1255. Meanwhile, the *Kiss Me Honey* station, on the same frequency, has been heard at 0835-0945 and 1235-1345 (and to 1447 while typing this column—Ed.) with fair to strong signals. *R. Sweden* says this station is not located on Formosa but somewhere in the Near East. It is on the air to jam the communist *Radio Peyk-e Iran* listed above.



"Now breathe deeply."

CLASSIFIED MARKET PLACE

COMMERCIAL RATE: For firms or individuals offering commercial products or services. 75¢ per word (including name and address). Minimum order \$7.50. Payment must accompany copy except when ads are placed by accredited advertising agencies. Frequency discount: 5% for 6 months; 10% for 12 months paid in advance.

READER RATE: For individuals with a personal item to buy or sell. 45¢ per word (including name and address). No Minimum! Payment must accompany copy.

FOR SALE

FREE! Giant bargain catalog on transistors, diodes, rectifiers, components. Poly Paks, P.O. Box 942, Lynnfield, Mass.

GOVERNMENT Surplus Receivers, Transmitters, Snooper scopes, Parabolic Reflectors, Picture Catalog 10¢. Meshna, Nahant, Mass.

TRANS-NITION electronic ignition parts kit. Negative ground \$20.00. Coil, Manual special \$8.50. Manual \$2.00. Anderson Engineering, Wrentham, Massachusetts.

DIAGRAMS for repairing Radios \$1.00. Television \$2.50. Give make model. Diagram Service, Box 1151 PE, Manchester, Connecticut 06042.

ROCKETS: Ideal for miniature transmitter tests. New illustrated catalog, 25¢. Single and multistage kits, cones, engines, launchers, trackers, technical information, etc. Fast service. Estes Industries, Penrose 18, Colorado.

CB WPE QSL Cards, Samples Free. Radio Press, Box 24, Pittstown, New Jersey.

"SPECIAL! WPE-SWL-CB-QSL cards, 3 colors, \$2.50 per 100—Free Samples, Garth, Jutland, New Jersey."

TRANSISTORIZED Products Importers catalog, \$1.00, Intercontinental, CPO 1717, Tokyo, Japan.

CANADIANS—GIANT Surplus Bargain Packed Catalogs. Electronics, Hi-Fi, Shortwave, Amateur, Citizens Radio. Rush \$1.00 (Refunded). ETCO, Dept. Z., Box 741, Montreal, CANADA.

FREE Catalog, Electronic Parts Bargains. Franklin Electronics, Box 51a, Brentwood, N.Y. 11717.

TV CAMERAS, transmitters, converters, etc. Lowest factory prices. Catalog 10¢. Vanguard, 190-48 99th Ave., Hollis, N.Y. 11423.

CBer's, New Solid State Mobile Antenna Booster. Increase range, power, receiver sensitivity. Decrease SWR, noise. R.F., modulation indicator. Lightning protection. \$9.95. Dynacomm, 4860 NW 2nd Avenue, Miami, Florida 33127.

PRINTED CIRCUIT BOARD OF ANY TRANSISTOR CIRCUIT DESCRIBED IN POPTRONICS. KIT INCLUDES CIRCUIT BOARD AND COMPLETE ASSEMBLY DRAWINGS. \$4.75, DRILLED, IMMEDIATE SHIPMENT, POSTPAID, WAYCO MFG., BOX 371, BUCYRUS, OHIO 44820.

LASER: Hobbyists, experimenters, amateur scientists. Build your own coherent-light optical laser. Complete instructions, schematic diagrams and parts list. \$6.00. Same as above, diode laser. \$3.00. Technical Writers Group, Box 5501, State College Station, Raleigh, N.C.

ELECTRONIC and Photographic bargains. We buy, sell, trade. Highest prices paid. What have you? Free list. Transco, Box 13482, North County Branch, St. Louis 38, Mo.

SUPERSENSITIVE Transistor treasure, coin detectors. Kits, assembled models. \$19.95 up. Free catalog. Relco-A33, Box 10563, Houston 18, Texas.

GENERAL INFORMATION: First word in all ads set in bold caps at no extra charge. Additional words may be set in bold caps at 10¢ extra per word. All copy subject to publisher's approval. Closing Date: 5th of the 2nd preceding month (for example, March issue closes January 5th). Send order and remittance to: Martin Lincoln, POPULAR ELECTRONICS, One Park Avenue, New York, New York 10016.

SALVAGE CIRCUIT BOARDS packed with dozens of transistors, diodes, miniature transformers, capacitors, etc. Assortment "A" \$5.00, "B" \$4.00, "C" \$3.00, all different, postpaid. ENGINEERING ASSOCIATES, 432 Patterson Road, Dayton, Ohio 45419.

75 POPULAR schematics, projects. \$1.00. Tattershall Manufacturing Co., Hamilton, Missouri.

CB QSL-WPE-SWL Cards—Attractive 2 & 3 colors, glossy white. Over 100 items. Call record books, Plastic card holders, Warning, Police, Gag, Call letter signs, Decals, Identification badges, Maps, etc. Send 25¢ for NEW 28-page Catalog No. 106. WOODY, 2611 Shenandoah, St. Louis, Mo., 63104.

CALL-Sign Decals. Gold 3x1¼" Individual Characters. Your Amateur, CB, Or SWL Call-sign—\$1.00. Nordlund, 7635 West Irving Park, Chicago, Ill. 60634.

CB—QSL Cards—Now in full color! Samples 25¢. FREE 10 Code. Dick Stauffer, 19QA0625, Gladwin, Mich. 48624.

PHONE VISION. See the party to whom you are talking. Use your ordinary telephone with easy to build attachment. Uses your TV Receiver. Plans \$4.75. Don Britton Enterprises, 7906 Santa Monica Blvd., Hollywood 46, Calif.

FREE SUPER Catalog of Electronic Projects. Don Britton Enterprises, 7906 Santa Monica Blvd., Hollywood 46, Calif.

TELEPHONE EXTENSION IN YOUR CAR. Answer your home telephone by radio from your car. Complete diagrams and instructions \$3.00. Don Britton Enterprises, 7906 Santa Monica Blvd., Hollywood 46, Calif.

RECORD TV Programs at home. Easy to construct. Watch your favorite TV Shows whenever you wish. Complete Construction Details \$4.75. Don Britton Enterprises, 7906 Santa Monica Blvd., Hollywood 46, Calif.

SPEAKERPHONE. Bell System Type. Amplifies in both directions. Will not squeal. Plans \$4.75. Don Britton Enterprises, 7906 Santa Monica Blvd., Hollywood 46, Calif.

TAIL TRANSMITTER. TINY Transistorized Transmitter for the Private Eye. Signals its location for miles. Construction Details \$4.75. Don Britton Enterprises, 7906 Santa Monica Blvd., Hollywood 46, Calif.

TV CAMERA. Build for less than \$50. Construction details \$4.75. Don Britton Enterprises, 7906 Santa Monica Blvd., Hollywood 46, Calif.

ANSAPHONE. Automatic Telephone Answering Machine delivers and takes messages. Build for under \$40. Plans \$4.75. Don Britton Enterprises, 7906 Santa Monica Blvd., Hollywood 46, Calif.

POLICE RADAR DETECTOR plus legal Jammer. Stop before Radar Speed Traps. Build for less than \$10; used with Car Radio. Complete Construction Details \$3.00. Don Britton Enterprises, 7906 Santa Monica Blvd., Hollywood 46, Calif.

COLOR TV. Convert your black and white TV to color. Completely Electronic. No Mechanical Gadgets. Costs about \$35. Construction Details \$4.75. Don Britton Enterprises, 7906 Santa Monica Blvd., Hollywood 46, Calif.

LEGAL Telephone Connector. Add many extensions. Device built for under \$10.00. Plans \$4.75. Don Britton Enterprises, 7906 Santa Monica Blvd., Hollywood 46, Calif.

JUNK YOUR Distributor and Voltage Regulator. Improves Automobile Performance. Construction details for transistorized distributor and regulator \$4.75. No Moving Parts. Don Britton Enterprises, 7906 Santa Monica Blvd., Hollywood 46, California.

ELECTRON MICROSCOPE. Ideal Science Fair Project. Built for under \$75.00. Complete Plans \$4.75, Don Britton Enterprises, 7906 Santa Monica Blvd., Hollywood 46, Calif.

CUSTOM CONSTRUCTION PLANS: We'll quote any project. Don Britton Enterprises, 7906 Santa Monica Blvd., Hollywood 46, California.

20,000 OHMS/VOLT New Multimeter Portable W/Leads, Leather case, \$10.95, Mercury Wetted Relays SPDT 5AMP Contacts two for \$5. Prices Postpaid Guaranteed, Fertik's, 9th Tioga, Phila. Pa. 19140 Surplus List 10¢.

112 CRYSTAL SETS, plans, coil winding nomographs, FREE CRYSTAL, 50¢. KTB, 3524 Farm Hill Blvd., Redwood City, Calif.

BUY APPLIANCES, CAMERAS, WATCHES, ETC. at factory prices plus as little as 7 1/2%. Free details! Cam Company, 436 PH Bloomfield Ave., Verona, N.J.

WEBBER Labs. Transistorized converter kit \$5.00. Two models using car radio 30-50Mc or 100-200Mc, one Mc spread. Easily constructed. Webber, 40 Morris, Lynn, Mass.

SIMPLEX transistor system described February Popular Electronics. Complete kit quality components, \$15.00 Postpaid. Electromart, 1616 South 81st St., Milwaukee, Wisconsin 53214.

JAPAN & Hong Kong Electronics Directory. Products, components, supplies. 50 firms—just \$1.00. Ippano Kaisha Ltd., Box 6266, Spokane, Washington 99207.

RAY GUN—Want to build a Laser? Shoots a coherent beam of light, burns anything in its path. Complete blueprints and directions. \$9.95 ppd. Exacto Supply Co., 109 1/2 W. 5th, Pittsburg, Kansas.

WPE-CB-QSL cards—Brownie-W3CJI—3111A Lehigh, Allentown, Pa. 18103. Catalogue with samples 25¢.

INVESTIGATORS, free brochure, latest subminiature electronic surveillance equipment. Ace Electronics, 11500-L NW 7th Ave., Miami 50, Fla.

RECEIVE telephone calls in your car. 30 mile range. No FCC approval necessary. Easily built for few dollars. Attaches to car radio antenna. Plans \$2.00. Deeco, Box 7263-AD, Houston 8, Texas.

CONVERT any television to sensitive, big-screen oscilloscope. Only minor changes required. No electronic experience necessary. Illustrated plans, \$2.00. Relco Industries, Box 10563, Houston 18, Texas.

COMPLETE KNIFE catalog 25¢. Hunting, Pocket, Utility. Heartstone, Dept. ZD, Seneca Falls, New York 13148.

PRINTED CIRCUIT BOARDS. Hams, Experimenters. Catalog 10¢. P/M Electronics, Box 6288, Seattle, Wash. 98188.

TRANSISTOR ignition described June and October Popular Electronics, "Operation Pickup." Complete kit finest components quickly assembled. Guaranteed. Negative ground kits \$14.95 Postpaid. Positive ground \$19.95 Postpaid. Specify 6 or 12 volt when ordering. Electromart, 1616 S. 81st St., Milwaukee, Wis.

\$100.00 WEEKLY Spare Time Selling Banshee TS-30 Transistor ignition systems and coils. Big demand. Free money making brochure. Slep Electronics, Drawer 178ZD-PE, Ellenton, Florida 33532.

SILICON RECTIFIER 750 ma. diodes Epoxy or TopHat (please specify) PIV 50—5¢; 100—8¢; 200—11¢; 400—18¢; 500—24¢; 600—30¢; *700—38¢; *800—45¢; *900—53¢; *TOPHAT ONLY. Full Leads Guaranteed. 10 Watt silicon Zener Studs. Any voltage 5v—100v \$1.25 ea. Nickel-Cadmium battery 6 1/2 oz. 6"x2"x1/2" 5 amp. hrs. \$1.25 ea. Min. Order \$2.00, include Postage. Catalogue 10¢. Electronic Components Co., Box 2902A, Baton Rouge, La. 70821.

ULTRASONIC DISHWASHER. Cleans in seconds. Build for \$40.00. Plans \$4.75. Don Britton Enterprises, 7906 Santa Monica Blvd., Hollywood 46, Calif.

RESISTORS, NEWEST TYPE METAL-OXIDE FILM, 1/4, 1/2, 1 WATT \$.07-\$.12 EACH, 18-470,000 OHMS RESISTOR KITS, COPPER CIRCUIT BOARD, CAPACITORS, BATTERY MOTORS, HIGH BARRIER TERMINAL BLOCKS, ETC. WRITE: FARNSWORTH ELECTRONIC COMPONENTS, 88 BERKELEY ST., ROCHESTER 7, N.Y.

400:1 TRANSISTOR Ignition Coils. \$6.97 each. Send for free list of other parts. Fightmaster Distributors, 3936A N.W. 10th, Oklahoma City, Okla. 73107.

INVISIBLE beam transistorized burglar alarm. Complete Plans—\$2.00. Beck, 777 Ruth Drive, Newbury Park, Calif.

TV CAMERA under \$40.00—Completely transistorized space age flying spot scanner—Schematics, Photographs, Plans—\$3.00. Transistorized shocking cane—simple complete schematic—Plans—\$1.00. Beck, 777 Ruth Drive, Newbury Park, Calif.

QSL—CB—SWL Cards printed. Samples 10¢. Martin, 828-B2 Schuykill Avenue, Reading, Pennsylvania.

ROBOT Light seeker. Locks on and tracks light sources just like radar. Complete Plans, Schematics, Photographs. \$3.00. Beck, 777 Ruth Drive, Newbury Park, Calif.

CB-WPE-QSL'S. Christmas Designs. Catalogue—samples 10¢. Longbrook, Box 393-Y, Quakertown, N.J.

DIAGRAMS Radios \$1.00 Televisions \$1.50. Schematics, 618 Fourth Street, Newark, New Jersey 07107.

USE your electric razor, etc., in your auto with radio. Simple. Plans \$1.00. Southern, Box 8372, New Orleans, La. 70122.

TRANSISTORIZED METRONOME gives visual and audible beat. Rate and loudness adjustable. Parts cost about \$9.00. Complete construction details \$2.00. Pacific Research and Development, 1674 Forman Ave., San Jose, Calif. 95124.

15 DISTANCE One-tube plans—25¢; One-tube Handbook—50¢. Includes Transistor experiments, catalog. Laboratories, 1131-L Valota, Redwood City, Calif.

RADIO DIAGRAMS 1919 TO 1955. \$1.00 EACH. Give model. Diagram, Box 55, Williamsport, Pa.

NEWEST Development in Dry Shavers from Germany. Without External Power. Gyro-Motor Driven. In Genuine Leather Case with Mirror and Silk Lining. Delivery Four Weeks. Excellent Xmas Gift. Send \$13.00 Now. The Herbert Co., 89-37 Springfield Blvd., Queens 27, N.Y.

ELECTRONIC SURVEILLANCE EQUIPMENT, investigators, hobbyists. Free Flyer. Fudalla, 448 Spadina Road, Toronto 10, Ont., Canada.

PRINTED Circuit Boards. High Quality, Fast Delivery. Free Catalog and Sample. Leighton Electronics, Box 281, Leighton, Penna. 18235.

SELLING Entire Inventory of Experimental Laboratory. Send for Free List. \$1.00 For Trial Assortment of Diodes, Capacitors, Transistors, etc. Free Diode for Inquiry While Supply Lasts. B. H. Industries, Box 5174, Pasadena, Calif.

USED Amateur and Electronic Equipment for Sale or Trade. 10¢ for list. Belvidere, Box 1103, New Britain, Conn.

FREE catalog: Wholesale Electronic parts and equipment. Western Components, Box 2581, El Cajon, Calif.

INVESTIGATORS, keep in step with advancements in the art of electronics for the professional. Send \$1.00 for equipment brochure. WJS Electronics, 1525 North Hudson, Hollywood, California 90028.

TELEPHONE Voice Switch: (LS-500), Actuates automatically and unattended any tape or wire recorder. Pictorial installation instructions included. \$23.75. Postpaid USA, WJS Electronics, 1525 No. Hudson, Hollywood, Calif.

110VAC 60cy from car generator. Powers lights, refrigerator, transmitter, receiver etc. Simple, easy to convert. Plans, \$2.00. Tedco, P.O. Box 12098, Houston, Texas 77017.

HAM EQUIPMENT

CBERS, HAMS, SWL'S! Clipper-filter kit, \$10.99, wired \$14.99. GW-10, GW-11, GW-12 Preselector kits \$8.99, wired \$11.99. Free catalog. **HOLSTROM ASSOCIATES**, P. O. Box 8640-E, Sacramento, Calif. 95822.

QSL Cards. Largest selection, Free Catalog and Samples. Debbeler Printing, 1309-P North 38th Street, Milwaukee, Wisconsin 53208.

SUBSCRIBE TO HEED. Buy, Sell, Trade Ham Equipment. 12 issues \$1.00. Sample copy 10¢. **WA2NHH**, 1225 Hillside, North Bergen, N.J.

"**CB NORTH America Map**"—American and Canadian Call Areas, colored, many features, 22x28, rolled, \$1.00, CB Calls, Rutland, Vermont 05702.

ACCESSORIES

NEW! Converter operates transistor radio from 110 volts—charges batteries—\$3.00. Gateway, 5237-39 Thekla, St. Louis 63115.

HIGH FIDELITY

"**LOW**, Low quotes: all components and recorders. HiFi, Roslyn 9, Penna."

Hi-Fi Components, Tape Recorders, at guaranteed "We Will Not Be Undersold" prices. 15-day money-back guarantee. Two-year warranty. No Catalog. Quotations Free. Hi-Fidelity Center, 1797 (P) 1st Avenue, New York, N. Y. 10028.

FREE! Send for money saving stereo catalog #P11E and lowest quotations on your individual component, tape recorder, or system requirements. Electronic Values, Inc., 200 W. 20th St., New York, N.Y. 10011.

ARISTOCRAT of SPEAKER SYSTEMS for perfectionists. "Designing the Ducted Port Bass Reflex Enclosures." Simplified formulas, charts, trade secrets. New low price \$1.00. "The Jewel Box" subminiature speaker system \$5.95. Guaranteed basic speaker systems, unbelievable prices. Free literature. **ESW Speaker Systems**, 1602 Alta, Wichita, Kansas 67216.

PATENTS

INVENTIONS; Ideas developed for Cash/Royalty sales. Raymond Lee, 1606G Bush Building, New York City 36.

TUBES

BEFORE You Buy Receiving Tubes, Test Equipment, HiFi Components, Kits, Parts, etc. . . . send for your Giant Free Zalytron Current Catalog, featuring Standard Brand Tubes: RCA, GE, etc.—all Brand new Premium Quality Individually Boxed, One Year Guarantee—all at Biggest Discounts in America! We serve professional servicemen, hobbyists, experimenters, engineers, technicians. Why Pay More? Zalytron Tube Corp., 469-E Jericho Turnpike, Mineola, N. Y.

TUBE Headquarters of the World! Free Catalog (tubes, electronic equipment) write! Barry, 512 Broadway, N.Y.C. 12.

7" TV test tube—\$6.99. Tubes—6146—\$2.95; 6211 (12AU7 equiv.) 39¢, 3 for \$1. Germanium diodes, tested, equiv. 1N34, 1N60 etc., 30 for \$1. Tophat silicon rectifiers, 750 MA—1000 piv 75¢. Transistors, tubes, resistors, condensers etc., bargain priced. Free catalog. **Arcturus Electronics**, Dept. ZD, 502-22nd St., Union City, N.J. 07087.

RADIO & T.V. Tubes—33¢ each. Send for free list. Cornell, 4213 University, San Diego, California 92105.

TAPE AND RECORDERS

TAPE Recorders, Hi-Fi, components, Sleep Learning Equipment, tapes. Unusual Values Free Catalog. Dressner, 1523PE, Jericho Turnpike, New Hyde Park 11, N. Y.

SAVE 30-60% Stereo music on tape. Free bargain catalog/blank tape/recorders/Norelco speakers. Saxitone, 1776 Columbia Road, Washington, D. C.

RENT Stereo Tapes—over 2,500 different—all major labels—free brochure. Stereo—Parti, 1616-PE Terrace Way, Santa Rosa, California.

TAPEMATES MAKES AVAILABLE TO YOU—ALL 4-TRACK STEREO TAPES—ALL LABELS—POSTPAID TO YOUR DOOR—AT 40% COMBINED SAVINGS. FOR FREE BROCHURE WRITE TAPEMATES CLUB, 5280—P. W. PICO BLVD., LOS ANGELES, CALIF. 90019.

WINDSOR Tape Club members **HEAR BEFORE THEY BUY.** Free "samplers" of new releases. Save on tape purchases—all major labels. Free brochure—Windsor Tape Club, Dept. F, Windsor, Calif.

TAPE RECORDERS & TELEVISION SALE. Latest models, \$10.00 above cost. Arkay Sales, 22-03 Riverside Ave., Medford, Mass. 02155.

BEFORE Renting Stereo Tapes try us. Postpaid both ways—no deposit—immediate delivery. Quality—Dependability—Service—Satisfaction—prevail here. If you've been dissatisfied in the past, your initial order will prove this is no idle boast. Free Catalog. Gold Coast Tape Library, Box 2262, Palm Village Station, Hialeah, Fla 33012.

TAPE DECK MOTORS. Convert common motors to synchronous and torque motors, cheaply. Complete theory, methods \$3.85. Pepke Engineering, 309-B West 19 St., N.Y.C., N.Y. 10011.

FORMULAS AND PLANS

BUILD Yourself! Fantastic 200 MPG Carburetor! V-8, Six, Etc! Patent Drawings, Description, \$5.00. FraDor, Lakeville 5, Indiana 46536.

ACCELEROMETER. Allows you to measure acceleration of your car, boat, etc. Construction plans \$2.00. Linear Instruments, 318 East Reed, San Jose, Calif.

ELECTRONICS

HEAR Aircraft, Tower Emergencies, weather. Portable 9 Transistor AM-FM-VHF Aircraft receiver. Beautiful Black with Gold Trim. \$26.50. Free Details. Transco, Box 13482, North County Station, St. Louis 38, Mo.

REPAIRS AND SERVICES

TV Tuners rebuilt and aligned per manufacturers specification. Only \$9.50. Any make UHF or VHF. We ship COD. Ninety day written guarantee. Ship complete with tubes or write for free mailing kit and dealer brochure. **JW Electronics**, Box 51C, Bloomington, Indiana.

TELEVISION Tuners—Rebuilt Air Tested \$9.00 Plus Shipping. Guaranteed. Texas Tuners, Box 222, Robert Lee, Texas 76945.

PERSONALS

INVESTIGATORS, free brochure, latest subminiature electronic surveillance equipment. Ace Electronics, 11500-K NW 7th Ave., Miami 50, Fla.

BORROW \$1,233 AIRMAIL! Repay \$54 for twenty-nine months. State licensed. Postal Finance, Dept. 84-T, Kansas City, Kansas.

ONLY \$35.92 Monthly repays \$800.00 (thirty payments). Borrow \$100-\$1,000 entirely by airmail. Write today. Bankers Investment Company, 92-A, Hutchinson, Kans.

FOR intriguing interesting puzzles join the Jackpot Club, Birdseye, Indiana 47513.

"HYPNOTIZE . . . One word . . . One fingersnap," on stage. Satisfaction—or refund. \$2.00. Hypnomaster, Box 9309-E8, Chicago 90.

MEN! Exciting Personal Packet \$1.00. Golden West Imports, Box 72, Bellvue, Colorado.

PLASTICS

NEW Liquid Casting Plastic, clear, colors, Embed real flowers, butterflies, photos, coins. Send 25¢ for two handbooks, "How to Cast Liquid Plastics" and "How to Earn Extra Money at Home." Castolite, Dept. 108-M, Woodstock, Illinois.

INSTRUCTION

LEARN While Asleep, hypnotize with your recorder, phonograph. Astonishing details, sensational catalog free! Sleep-Learning Association, Box 24-ZD, Olympia, Wash.

HIGHLY-EFFECTIVE Home study review for FCC Commercial phone exams. Free Literature! Cook's School of Electronics, Box 10682, Pittsburgh, Pa. 15235 (Established 1945, Jackson, Miss.)

SUPERHETERODYNE converter. Explanations, component functions, servicing, \$1.00. AJAN, Box 4154, Hamden, Conn. 06514.

FCC License in 6 weeks, First Class Radio telephone. Results Guaranteed. Elkins Radio School, 2603B Inwood, Dallas, Texas.

BE Your Own Television Repairman! Instruction Book, \$1.25. Abrilz, Westhampton Beach, N.Y. 11978.

NOW AMATEUR RADIO license correspondence classes! Free details, write Valley Schools, Dept. B13, Box 608, Aurora, Ill. 60507.

INVENTIONS WANTED

INVENTIONS wanted. Patented; unpatented. Global Marketing Service, 2420-P 77th, Oakland 5, Calif.

INVENTORS. We will develop, help sell your idea or invention, patented or unpatented. Our national manufacturer clients are urgently seeking new items for outright cash sale or royalties. Financial assistance available. 10 years proven performance. For free information, write Dept. 41, Wall Street Invention Brokerage, 79 Wall Street, New York 5, N.Y.

INVENTORS! Don't sell or license your invention for cash or royalties until you receive our offer. Financial assistance available. For free information write, Dept. 71, International Invention Institute, 17 Park Row, New York 38, N.Y.

INVENTORS! Convert your idea into cash. Let us help you get the highest possible price for your patented or unpatented invention. For free details about our personalized services, write Hanover Invention Brokerage, Dept. 115, 120 Liberty St, N.Y. 6, N.Y.

GOVERNMENT SURPLUS

FREE "HOW TO BUY GOVERNMENT SURPLUS INFORMATION" with 20 pounds of New Surplus Electronic Equipment. Tubes, Transistors, Motors, Relays and countless other valuable components. \$1,000.00 Government Value for \$4.95. Send \$1.00 Shipped C.O.D. Booklet Only \$.50. Evergreen Electronics, P.O. Box 2233, Everett, Wash. 98202.

GOVERNMENT Surplus. Complete Sales Directory \$1.00. Surplus Publications, Box 45781E, Los Angeles 45, Calif.

"GOVERNMENT SELLS"—Surplus Electronics; Oscilloscopes; Transceivers; Test Equipment; Radar; Walkie-Talkies; Boats; Jeeps; Aircrafts; Misc.—Send For—"U.S. Depot Directory-Procedure"—\$1.00—Service, Box 425 (ZE), Nanuet, N.Y.

JEEPS — \$62.50, **TRANSMITTERS** — \$6.18, Typewriters — \$4.15, Walkie-Talkies, Oscilloscopes, Multimeters. Typical Surplus Prices. Exciting Details Free. Enterprises, Box 402-B8, Jamaica 30, New York.

JEEPS \$64.50 . . . Boats \$6.18 . . . Typewriters \$4.15 . . . Airplanes, Electronics Equipment, 100,000 Bargains Typically Like These Direct From Government in Your Area. For Complete Directory and Surplus Catalog Send Only \$1.00. Surplus Service, Box 820-J, Holland, Michigan.

BOOKS

AUTHORS! Learn how to have your book published, promoted, distributed. **FREE** booklet "ZD," Vantage, 120 West 31 St., New York 1.

FREE Book. Prophet Elijah Coming Before Christ. Wonderful Bible Evidence. PE Megiddo Mission, Rochester 19, N.Y.

MAGAZINES

PSYCHIC MAGAZINES—American, British. Special get-acquainted offer until April 1, 1965. Samples Psychic Observer, Psychic News, Spiritual Healer \$1.00. Sample copy prices credited on subscription or refunded. Lillian Bobbitt, 1609-D4 Tenth Avenue North, Nashville, Tenn. 37208.

MUSIC

ACCORDIONS, GUITARS, BAND INSTRUMENTS! Save ½. Famous makes, free home trial. Easy terms. Trades. Free Discount catalogs. Mention instrument. International Music Mart, Dept. PE, 5535 Belmont, Chicago 41.

POEMS wanted for songs and records. Send poems, Crown Music, 49-RB West 32, New York 1.

SWISS Musical Movements. Electrical-Mechanical. Spielman, 131 West 42nd, New York 10036.

HYPNOTISM

FREE Hypnotism, Self-Hypnosis, Sleep Learning Catalog! Drawer H400, Ruidoso, New Mexico 88345.

HYPNOTISM ILLUSTRATED Can Make Anyone an Authority Overnight. \$2.00. William Freytag, 75 Hall, Newark, Ohio.

WANTED

CASH Paid! Unused tubes, electronic equipment. Barry, 512 Broadway, N.Y.C. 12.

QUICKSILVER, Platinum, Silver, Gold. Ores Analyzed. Free Circular. Mercury Terminal, Norwood, Mass.

WANTED—Tubes, Parts, Components. New and used. Amateur, Industrial, Commercial. Mid-West, 54 Mia Ave., Dayton 27, Ohio.

PHOTOGRAPHS

PHOTOGRAPHS and Transparencies wanted—To \$500.00 each. Valuable information. Free. Write Intraphoto-PE, Box 74607, Hollywood 90004.

HELP WANTED

EARN Extra money selling advertising book matches. Free samples furnished. Matchcorp, Dept. MD-114, Chicago 32, Illinois.

BUSINESS OPPORTUNITIES

INVESTIGATE Accidents—Earn \$750 to \$1,000 monthly. Men urgently needed. Car furnished. Business expenses paid. No selling. No college education necessary. Pick own job location. Investigate full time. Or earn \$6.44 hour spare time. Write for Free Literature. No obligation. Universal, CZ-11, 6801 Hillcrest, Dallas 5, Texas.

VENDING Machines—No Selling. Operate a route of coin machines and earn amazing profits. 32-page catalog free. Parkway Machine Corporation, 715PE Ensor Street, Baltimore 2, Md.

ELECTROPLATING Equipment and supplies. All types for home workshops and industrial. Send \$1.00 (refundable) for equipment guide, formulas, operating data, catalog. HBS Equipment Division 90, 3445 Union Pacific Ave., Los Angeles 23, California.

I MADE \$40,000.00 Year by Mailorder! Helped others make money! Start with \$10.00—Free Proof. Torrey, Box 3566-N, Oklahoma City 6, Oklahoma.

AMAZING MAIL ORDER PROFITS using proven methods. Research, 3207-H Southern Hills, Springfield, Mo. 65804.

HOW AND WHERE to Raise Capital. Details Free. Financial, Box 785-H, Springfield, Mo. 65801.

FREE REPORT: "609 Unusual, Successful Businesses." Box 122-ZDA, Wheeling, Ill.

HIGH Weekly Earnings! Address—mail letters featuring retail merchandise. Get \$10 with every order—keep \$8 profit. Supplies furnished. Free particulars. Modern Merchandising, Box 357, Oceanside, New York.

BUY APPLIANCES, CAMERAS, WATCHES, ETC. at factory prices plus as little as 7½%. Free details! Cam Company, 436PE Bloomfield Ave., Verona, N.J.

MANUFACTURE Polishes, Cleaners, Anything. Formula catalog 10¢. Kemick, Park Ridge, Ill.

SELL CB EQUIPMENT—Dealerships available to aggressive people who can sell Citizens Band Radio full or part time. Knox Electronic, Dept. 194, Galesburg, Ill. 61401.

FREE Book "990 Successful, Little-Known Businesses." Work home! Plymouth-717K, Brooklyn 4, N.Y.

PIANO Tuning learned quickly at home. Tremendous field! Musical knowledge unnecessary. Information free. Empire School of Piano Tuning. Dept. PE, Box 327, Shendoah Station, Miami, Florida 33145. (Founded 1935.)

EMPLOYMENT INFORMATION

FOREIGN Employment. Construction, other work projects. Good paying overseas jobs with extras, travel expenses. Write only: Foreign Service Bureau, Dept. D, Bradenton Beach, Florida.

EMPLOYMENT Resumes. Get a better job & earn more! Send only \$2.00 for expert, complete Resume Writing Instructions. J. Ross, 80-34 Kent St., Jamaica 32, N.Y., Dept. PE.

FOREIGN—U.S.A. Hot listings. All-year jobs now hiring. Transportation. Family relocation. Stamped returnable envelope. Global, Box 286-W, Oroville, Calif.

FOREIGN U.S. employment. Big construction projects. All trades. Salaries up to \$1,600 monthly with travel expenses, extras. Write only: Foreign U.S. Employment Bureau, Dept. D-8, The State Building, Portland, Maine.

COINS

NOW! Get 3 Real Old Lincoln Cents! Send 10¢ and receive 1919s, 1910 and 1917. (Only one set to a customer.) Other offers on approval. Littleton Coin Co., Littleton H12, N.H.

TWENTY page #27 Retail price list of USA and Canadian coins 10¢. Our retail selling prices on thousands of coins and coin collectors supplies. Bryson Incorporated, 612-Z White, Toledo 5, Ohio.

NEW rare Coin Value Guide. \$1.00 prepaid or postcard for information. Stacey's. 531 North 53rd Place, Mesa, Arizona.

MISCELLANEOUS

FREE Catalog of Unique and decorative gift items. James Leonhardt, 912 9th St., Brookings, S. Dakota.

CALCULATOR. Predicts and illustrates 30,000 chemical reactions. Send \$1.00. Dyna-Slide, 600 S. Michigan, Chicago, Illinois 60605.

JUST released! 50,000 words of inspiration and truth projected upon a backdrop of Universal Laws and Principles. Fourteen issues of Lemurian Viewpoint in binder. \$2.50 postpaid. Lemurian Viewpoint, Dept. 15, Ramona, California 92065.

GERMAN MANUFACTURERS DIRECTORY 500 pages—\$4.95—Burke Associates, Manchester, Mass.

HYPNOTIZE UNNOTICED! PATENTED new hand device makes you a Hypnotist first day or refund! Hypnotist's Handbook included! \$2.00. Hypnosis Foundation, Box 487, La Mesa 9, California.

NEW Vortex theory for atoms and elementary particles as a unique and satisfactory structural explanation for the entire Periodic Table. Nuclear theory scrutinized and rejected. 1963 edition. 25¢ postpaid. C. F. Krafft, 4809 Columbia Road, Annandale, Virginia, 22003.

HYPNOTIZE secretly, cleverly, one glance . . . or money-back. \$2. Elton's, Box 18223-PE2, Indianapolis, Indiana, 46218.

BEERS, PEACH BRANDY, WINES—Strongest Formulas, \$2.00. (Complete Brew Supplies: Hydrometers, Presses, Crushers). Research Enterprises, 29-D Samoset Road, Woburn, Mass.

DICE SECRET FREE! Probabilities, NOT odds! Sammars, Box 680, Shreveport, Louisiana 71102.

HOME-BREW recipes instructions. Tamos Company, Box 7724, Station C, Atlanta, Georgia 30309.

STAMMER—Stutter—No More. (Dr. Young.) Write: Gaucho, Box 9309-E8, Chicago 90.

GOLD, TREASURE, COIN LOCATOR \$2.00 Complete. Guaranteed. Treasures-14, Ashland, Oregon.

WINES, Home Made; Instructions, Formulas 50¢. Box 4043, Wycoff Station, Bremerton, Wash.

BEER, like bread, is better homemade. New Homebrew kit makes it for 2¢ a bottle. Easy step-by-step instructions, plus hydrometer for perfect carbonation, no guesswork. \$2.00, no COD. Satisfaction guaranteed. Evincio-G, Box 3144 Glenstone Station, Springfield, Mo. 65804.

LET our more than 400,000 monthly readers learn of the advantages of doing their substantial mail order business with YOU! Your classified advertisement in the CLASSIFIED MARKET PLACE will cost little—only 75¢ per word—but you will be more than satisfied with the results achieved. New type style makes YOUR advertisement easier to read (thereby allowing you more exposure)—and you may run extra words in all capital letters for just 10¢ a word additional. The next available issue is January, and your payment and copy should be received by November 5th to insure insertion. Write today to: Martin Lincoln, Classified Advertising Manager, POPULAR ELECTRONICS, 1 Park Ave., New York, N.Y. 10016.

Printed in U.S.A.

**GIVE
THE
GIFT
THAT
TAKES
A YEAR TO UNWRAP!**



**give
POPULAR ELECTRONICS
at special
CHRISTMAS
GIFT RATES!**

**FIRST 1-year gift \$4
Each additional 1-year gift . \$3
(save \$1 on each)**

**(Sorry, no more than four gifts
per subscriber at these low rates.)**

NOTICE: Only because you are a subscriber are you entitled to give POPULAR ELECTRONICS at these special gift rates. This card will not appear in newsstand copies.

**DETACH AND MAIL THIS SPECIAL
ORDER CARD TODAY. NO POST-
AGE NEEDED. AND YOU NEED
SEND NO MONEY NOW. WE'LL
GLADLY BILL YOU LATER.**

Please enter a 1-year subscription to POPULAR ELECTRONICS as my gift to:

	please	print
Name _____		Name _____
Address _____		Address _____
City _____ State _____ Zip _____		City _____ State _____ Zip _____
Gift card to read "from": _____		Gift card to read "from": _____
Name _____		Name _____
Address _____		Address _____
City _____ State _____ Zip _____		City _____ State _____ Zip _____
Gift card to read "from": _____		Gift card to read "from": _____
My name _____		<input type="checkbox"/> Extend <input type="checkbox"/> or Renew my present subscription (as my own gift to myself!) at these special Christmas rates. My new subscription will begin whenever my current one expires.
Address _____		<input type="checkbox"/> Total payment enclosed for \$ _____
City _____ State _____ Zip _____		<input type="checkbox"/> Please bill me later

For postage outside U.S.: add 50¢ a year for Canada; add \$1 per year for all other foreign.

2010

YOU NEED SEND NO MONEY NOW IF YOU PREFER!

**GIVE
THE
GIFT
THAT
TAKES
A YEAR TO UNWRAP!**



**give
POPULAR ELECTRONICS
at special
CHRISTMAS
GIFT RATES!**

FIRST 1-year gift \$4
Each additional 1-year gift . \$3
(save \$1 on each)

**(Sorry, no more than four gifts
per subscriber at these low rates.)**

NOTICE: Only because you are a subscriber are you entitled to give POPULAR ELECTRONICS at these special gift rates. This card will not appear in newsstand copies.

**DETACH AND MAIL THIS SPECIAL
ORDER CARD TODAY. NO POST-
AGE NEEDED. AND YOU NEED
SEND NO MONEY NOW. WE'LL
GLADLY BILL YOU LATER.**

Please enter a 1-year subscription to POPULAR ELECTRONICS as my gift to:

please	print
Name _____	Name _____
Address _____	Address _____
City _____ State _____ Zip _____	City _____ State _____ Zip _____
Gift card to read "from": _____	Gift card to read "from": _____
Name _____	Name _____
Address _____	Address _____
City _____ State _____ Zip _____	City _____ State _____ Zip _____
Gift card to read "from": _____	Gift card to read "from": _____
My name _____	<input type="checkbox"/> Extend <input type="checkbox"/> or Renew my present subscription (as my own gift to myself!) at these special Christmas rates. My new subscription will begin whenever my current one expires.
Address _____	
City _____ State _____ Zip _____	
<input type="checkbox"/> Total payment enclosed for \$ _____	
<input type="checkbox"/> Please bill me later	

For postage outside U.S.: add 50¢ a year for Canada; add \$1 per year for all other foreign.

2010

YOU NEED SEND NO MONEY NOW IF YOU PREFER!

**ONCE A YEAR
OPPORTUNITY FOR
SUBSCRIBERS
ONLY!**

Gift Subscriptions to

POPULAR ELECTRONICS

at low

CHRISTMAS RATES!

(see other side)

At these low Christmas rates you can give *all* your friends a welcome gift subscription to America's leading publication for electronics hobby-

ists. They'll think of *you* and your thoughtful gift each time their latest exciting gift issue arrives... January, March, July—all year through!

DETACH AND MAIL THIS SPECIAL ORDER CARD TODAY. NO POSTAGE NEEDED. AND YOU NEED SEND NO MONEY NOW. WE'LL GLADLY BILL YOU LATER. HURRY, WHILE THESE SPECIAL RATES ARE IN EFFECT.

BUSINESS REPLY MAIL


NO POSTAGE NECESSARY IF MAILED IN THE UNITED STATES

POSTAGE WILL BE PAID BY—

**POPULAR
ELECTRONICS**

PORTLAND PLACE,
BOULDER, COLO. 80301

**FIRST CLASS
PERMIT NO. 534
BOULDER, COLO.**



**ONCE A YEAR
OPPORTUNITY FOR
SUBSCRIBERS
ONLY!**

**Gift Subscriptions to
POPULAR ELECTRONICS
at low
CHRISTMAS RATES!
(see other side)**

At these low Christmas rates you can give *all* your friends a welcome gift subscription to America's leading publication for electronics hobby-

ists. They'll think of *you* and your thoughtful gift each time their latest exciting gift issue arrives...January, March, July—all year through!

DETACH AND MAIL THIS SPECIAL ORDER CARD TODAY. NO POSTAGE NEEDED. AND YOU NEED SEND NO MONEY NOW. WE'LL GLADLY BILL YOU LATER. HURRY, WHILE THESE SPECIAL RATES ARE IN EFFECT.

BUSINESS REPLY MAIL


NO POSTAGE NECESSARY IF MAILED IN THE UNITED STATES

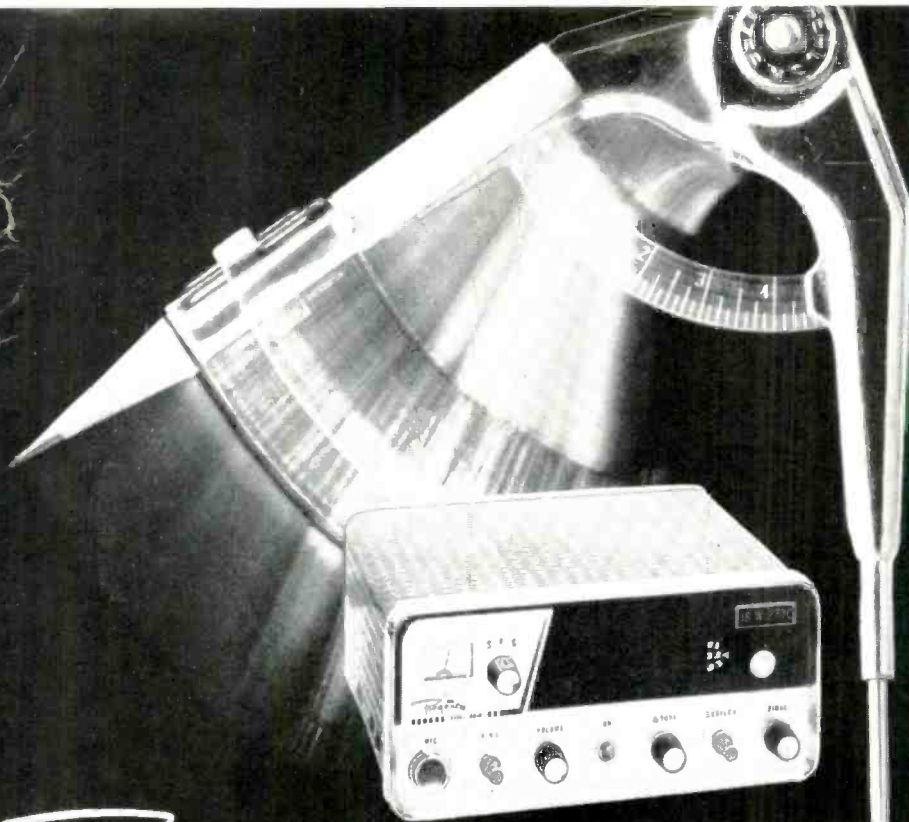
POSTAGE WILL BE PAID BY—

**POPULAR
ELECTRONICS**

PORTLAND PLACE,
BOULDER, COLO. 80301

**FIRST CLASS
PERMIT NO. 534
BOULDER, COLO.**





Regency EXPANDS YOUR HORIZON WITH THE RANGE-GAIN TRANSCEIVER

Now the best transceiver is even better. The NEW Regency "Range Gain" with its exclusive Double Side Band Reduced Carrier Transmitter gives you all the power you need for horizon-line operating range PLUS metered control so you do not exceed the FCC limit. PLUS you get new clarity in recep-

tion . . . pulls in even more distant signals than ever. 23 crystal-controlled channels—transmit and receive included. The word is out. Ask your friends about the "Big R". There is nothing on the market to match it, and the price is right. See your Regency dealer now. **Full one year warranty.**

WITH THE Regency ROMPER ONLY ONE CRYSTAL IS NEEDED TO BOTH TRANSMIT AND RECEIVE . . . reducing crystal cost by one-half



The Regency ROMPER is a Citizen's Band Transceiver with 17-tube performance. Now you can enjoy the benefits of 2 way communications at a realistic price. For example, with the Regency Romper, one crystal does the job of two—it both transmits and receives—reducing your crystal cost by one-half. No coil tuning is required—just plug in the crystals.

Tunable to all 23 channels, the new Regency Romper transmits and receives with crystal controlled reliability on any eight of the 23 broadcast channels specified by the FCC. To increase the overall performance and versatility of this transceiver, Regency design engineers have placed one of the Romper's eight crystals on the outside face of the set for easy access. The external crystal mounting allows you crystal controlled transmit and receive on any one of the 23 channels without effort. The Romper's receiver is highly sensitive and selective so that clear and consistent reception is always achieved. The Regency Romper is ideal for both mobile and base installations. Full one year warranty.

Regency ELECTRONICS, INC. • 7923 Pendleton Pike • Indianapolis, Indiana 46226

CIRCLE NO. 28 ON READER SERVICE PAGE



Regency EXPANDS YOUR HORIZON WITH THE RANGE-GAIN TRANSCEIVER

Now the best transceiver is even better. The NEW Regency "Range Gain" with its exclusive Double Side Band Reduced Carrier Transmitter gives you all the power you need for horizon-line operating range PLUS metered control so you do not exceed the FCC limit. PLUS you get new clarity in recep-

tion . . . pulls in even more distant signals than ever. 23 crystal-controlled channels—transmit and receive included. The word is out. Ask your friends about the "Big R". There is nothing on the market to match it, and the price is right. See your Regency dealer now. **Full one year warranty.**

WITH THE Regency ROMPER ONLY ONE CRYSTAL IS NEEDED TO BOTH TRANSMIT AND RECEIVE . . . reducing crystal cost by one-half



The Regency ROMPER is a Citizen's Band Transceiver with 17-tube performance. Now you can enjoy the benefits of 2 way communications at a realistic price. For example, with the Regency Romper, one crystal does the job of two—it both transmits and receives—reducing your crystal cost by one-half. No coil tuning is required—just plug in the crystals.


Tunable to all 23 channels, the new Regency Romper transmits and receives with crystal controlled reliability on any eight of the 23 broadcast channels specified by the FCC. To increase the overall performance and versatility of this transceiver, Regency design engineers have placed one of the Romper's eight crystals on the outside face of the set for easy access. The external crystal mounting allows you crystal controlled transmit and receive on any one of the 23 channels without effort. The Romper's receiver is highly sensitive and selective so that clear and consistent reception is always achieved. The Regency Romper is ideal for both mobile and base installations. Full one year warranty.

Regency ELECTRONICS, INC. • 7923 Pendleton Pike • Indianapolis, Indiana 46226

CIRCLE NO. 28 ON READER SERVICE PAGE

NOW from KLH . . .

The Model Seventeen



If you know what it takes to build a fine speaker system, you will truly appreciate KLH's new Model Seventeen. Here is a speaker that delivers a quality of performance we believed unattainable at a price we considered impossible just a few years ago. At \$69.95*, the Seventeen brings together all of the know-how, all of the advances in speaker design which KLH has pioneered in the past several years.

Model Seventeen is an 8 ohm, full-range, two-way, acoustic suspension loudspeaker system. It has a 1 $\frac{3}{4}$ " direct radiator tweeter with elastomeric suspension and a 10", long-excursion woofer. The enclosure is handsome oiled walnut — 11 $\frac{3}{4}$ "W x 23 $\frac{3}{4}$ "H x 8 $\frac{1}{4}$ "D. The Seventeen

is field serviceable. The grille cloth can be changed in a snap. The LCR crossover network is designed as an integral part of the system and permits an increase or decrease of 2.5 db in the high frequency level without acoustical 'shelving'. The Seventeen has, by far, the lowest harmonic distortion in the bass of any speaker in its price range.

But no description of the Seventeen, no matter how detailed, can tell you how it sounds. You've got to hear it. Only then will you be able to understand what an unusual achievement the Seventeen is, in high performance at low cost. The Seventeen is at your dealer's now. Listen to it. We think you'll agree it's the breakthrough speaker of the year.

**Suggested retail; slightly higher on the west coast.*



KLH RESEARCH AND DEVELOPMENT CORPORATION
30 CROSS STREET, CAMBRIDGE 38, MASSACHUSETTS