

SPECIAL HI-FI STEREO ISSUE

POPULAR

**OCTOBER
1959**

ELECTRONICS

**35
CENTS**

HI-FI • HAM RADIO • SWL • TEST GEAR




**Special
Reports on:**

- Acoustical Tile
- Tone Arm Kits

**Construction
Plans
on page 49**




Build a

- Super Stereo
Amplifier 
- Stereo Speaker
System
- Pocket
Marine
Receiver
- Novice Band Receiver


new

THORENS KIT

“TD”



*easily assembled...
no special tools...
no experience needed*



Now for the first time you can get a Thorens TD transcription turntable in kit form—at big savings to you.

It's the new TDK-101 featuring the same precision Swiss craftsmanship that made the now-famous TD-124 an immediate success on the American market. Just examine the mirror-finished machining on this kit turntable (or for that matter on any of the Thorens "TD" units) and compare with that of any other make of turntable. You'll see the reason for the TDK's extremely low rumble, wow and flutter. See the TDK-101, newest member of the TD family of fine turntables, at your Thorens hi-fi dealer's.

Features:

Same compliant belt-plus-idler drive as on more expensive TD units; provides complete motor isolation. Single, retained, ball-thrust bearing, plus mirror-finished main bearing, for absolute minimum of rumble, both vertical and horizontal—so necessary for stereo. Single-speed 33 1/2. Adjustable speed ($\pm 3\%$, a total of about one musical semitone). Built-in strobe allows setting to exact speed. Automatic disengagement of idler when unit is switched off. Drive mechanism completely enclosed—no "string" belts or external belt shields. Accessory wooden base is available in walnut, blond, or mahogany; \$9.00 net.



TDK-101
\$47.50 NET BASE \$9.00

*And these precision "TD" units
... completely assembled*

TD-124. Absolute tops for stereo or mono records... quietest, smoothest, most exact. 11 1/2 lb. table; clutch for fast, noise-free starts with needle in groove. 4 speeds, all adjustable ($\pm 3\%$) for perfect pitch; built-in illuminated strobe; built-in level. All assembled TD turntables are 100% tested electronically and aurally for wow, rumble and flutter before shipment. \$99.75 net. Base \$9.00.



TD-184. This 4-speed high-quality turntable with integral arm has same precision-machined adjustable speed drive as Thorens TD-124. Semi-automatic operation—one dialing motion selects 7", 10", 12" record size. Arm literally floats down to record on air. Absolutely no connection between arm and table. \$75.00 net. Base \$6.00.



TD-134. 4-speed turntable with integral arm for manual operation. Same high-performance tone arm as used on TD-184 equals tracking performance of arms costing as much as half the price of this entire unit. Same adjustable speed drive mechanism as on more expensive units. \$60.00 net. Base \$6.00.



9.58

Write Dept. P for catalog on complete Thorens hi-fi line.



THORENS

SWISS MADE PRODUCTS
MUSIC BOXES • HI-FI COMPONENTS
SPRING-POWERED SHAVERS • LIGHTERS
NEW HYDE PARK, NEW YORK

... the smartest move you can make


is to **TRIPLITT VOMs**

... the world's most complete line of VOMs for every purpose!

Lloyd D. ...

TRIPLITT

Quality...
First to last



Model 639-N Case \$9.50. Handsome, black cowhide leather. Center-cover flaps snap back for full view of scales and complete access to instrument without removal from case.

Model Pt. T-225-A-33 Tester Stand \$0.50. Metal, holds tester in approximately 45° angle; facilitates easy reading.

Probe for High Voltage Testing \$14.50. For models 630, 630-A, 630-PL, 630-APL, and 631. Completely insulated polystyrene; guard-type handle. 11 1/4" long; 4 1/2" hi-voltage wire lead with banana plug at tester end. Available in 0-12,000 AC or DC volts, and 0-30,000 AC or DC volts.

Model 630-T \$45.50. For telephone maintenance. 2% accuracy on DC. Fuse protected circuit protects resistors and meter in ohms ranges. Special neck strap holds instrument, freeing both hands. Banana jack connectors eliminate all shock hazard. Completely insulated case protects from ground.

Model 666-R Pocket VOM \$29.50. Hand size, ideal for electrical maintenance. AC rectifier pre-calibrated unit for easy replacement. Single king-size selector switch minimizes incorrect settings, burnouts. 20 ranges. Molded case streamlined, fully insulated.

Model 666-HH Pocket VOM \$27.50. Compact, hand-size; 3" meter integral with panel, adjusted to 400 microamperes at 250 millivolts. Only 3 jacks necessary for all ranges. 19 ranges.

Model 625-NA \$54.50. Dual sensitivity for extra ranges; large mirror scale for super readability. 3-color meter scale 5" long, 6" instrument, 0-50 microamp. AC volts at 10,000 O/V for checking many audio and high impedance AC circuits. 38 ranges.

Model 630-APL \$54.50. 1/2% resistors, more accurate movement. Long mirrored scales eliminate parallax. Single king-size switch minimizes incorrect settings, burnouts. 5 to 50,000 cps frequency response in AC measurements. LC Polarity Reversing switch. High sensitivity: 5000 ohms per volt AC, 20,000 ohms per volt DC.

Model 630 \$44.50. Long meter scales for easy reading. Outstanding linear ohm scale; low reading 1 ohm, high 100 meg. Single king-size selector switch minimizes incorrect settings, burnouts. High sensitivity: 20,000 ohms per volt DC, 5,000 AC.

Model 630-A \$54.50. 1/2% resistors for greater accuracy. Long mirrored scale eliminates parallax. High flux magnet increases ruggedness. Single king-size selector switch minimizes incorrect settings, burnouts.

Model 630-PL \$44.50. Instant-vision, wider spread scales. Outstanding linear ohm scale; low reading 1 ohm; high to 100 meg. Single king-size selector switch minimizes incorrect settings, burnouts. 5 to 500,000 cps frequency response in AC measurements. DC Polarity Reversing switch. High sensitivity: 5,000 ohms per volt AC, 20,000 ohms per volt DC.

Model 10 Clamp-On Adapter \$14.50. Checks line loads with model 310 (can also be used with 6 other models). No circuit breaking. 6 AC Ammeter ranges: 0-6-12-30-60-120-300. Clips around single wire to read AC. Amperes direct. Use with adapter 101 to instantly divide 2-conductor cords.

Interior View showing advanced engineering features of all Triplitt VOMs. Milled mounting for resistors and shunts allows direct connections without cabling. Eliminates shorts.

Model 630-NA \$74.50. 70 ranges—nearly double conventional types. Frequency compensated from 35 cps to 20 kc. Temperature compensated. Accurate within 1 1/2% full scale reading on DC. Large open front meter easy to read. Mirrored scale. Meter protection against overloads.

Model 631 Combination VOM and VTVM \$64.50. Two fundamental units at the price of a single tester. Battery operation assures VTVM stability and long life. 1.2 volt (VTVM) range is equal to more than nine million ohms per volt. Large easy to read meter. Single king-size selector switch minimizes incorrect settings, burnouts.

Model 310 \$34.50. The only complete miniature VOM with 20,000 ohms per volt and selector range switch. Self-shielded. Rugged, high torque, herring instrument. Converts to common probe—frees one hand. Standard sensitivity 20,000 ohms per volt DC, and 5,000 ohms per volt AC. Accuracy 3% DC.

TRIPLITT

Quality...
First to last

TRIPLITT ELECTRICAL INSTRUMENT COMPANY BLUFFTON, OHIO

POPULAR ELECTRONICS is published monthly by Ziff-Davis Publishing Company, William B. Ziff, Chairman of the Board (19-16-1953), at 434 S. Wabash Ave., Chicago 5, Ill. Second-class postage paid at Chicago, Illinois. Authorized by Post Office Department, Ottawa, Canada, as second-class matter. **SUBSCRIPTION RATES:** One year U.S. and possessions, and Canada \$4.00; Pan-American Union countries \$4.50, all other foreign countries, \$5.00.

POPULAR ELECTRONICS

OCTOBER

1959

VOLUME 11

NUMBER 4



Audio and High Fidelity

The Super Stereo Amplifier.....	Harry Kolbe	49
New Kit Design Speeds Assembly.....		57
Stereo Tone Arm Kits.....		63
The Low-Down on Record Clubs.....	John Milder	70
Building the Stereoflector Enclosure.....	Dave Gordon	73
Stereo Tape Is Back—to Stay!.....	Ernest John	79
Inside the Hi-Fi Loudspeaker.....	Joseph Marshall	85
Acoustical Tile—A New Hi-Fi Component.....	Andrew Lorant	93

Electronic Construction Projects

Use Your R.F. Signal Generator as a Grid Dip Meter.....	Rufus P. Turner	58
Variable Transistor Power Source.....	Frank H. Tooker	61
Pocket Marine Receiver.....	J. E. Pugh, Jr.	67
Transistorized Bias and Power Supply.....		72
Multi-Purpose Transistor Amplifier.....	C. L. Henry	82

Electronic Features and New Developments

The New Look in Airborne Electronics.....	Art Zuckerman	41
Look and Listen with a Sunglasses Radio.....		48
Test Instruments—The Oscilloscope (Part 2).....	Larry Klein	54
Atomic Clock to Check Einstein.....		66

Amateur and SWL


Build a Novice Band Receiver.....	John Stockton	45
ARINC—Unheralded Voice of the Airlanes.....	Tom Kneitel	77
The Novice 90 Antenna.....	Jay Stanley	97
Two-Meter Band Opened to Technicians.....		128
Short-Wave Monitor Registration.....		149

Departments

Notes from the Editor.....	Oliver Read, W1ETI	8
Letters from Our Readers.....		12
POP'tronics Bookshelf.....		20
Tips and Techniques.....		26
New Products.....		32
Short-Wave Report.....	Hank Bennett, W2PNA	89
Transistor Topics.....	Lou Garner	90
After Class.....	Forrest H. Frantz, Sr.	99
Across the Ham Bands.....	Herb S. Brier, W9EGQ	101
Carl and Jerry.....	John T. Frye, W9EGV	110
On the Citizens Band.....	Tom Kneitel, 2W1965	138

HEAR


BASS NOTES DOWN TO 35 CPS... BUILD THE ELECTRO-VOICE ARISTOCRAT



DRAMATIC PERFORMANCE has made the Electro-Voice Aristocrat the world's most popular enclosure for 12" loudspeakers. The Aristocrat will make an exciting difference in the performance of your loudspeaker—hear deep, extended bass response without annoying boom; sharp, well-defined low frequency transients, and all with greatly increased power handling capacity.

ASSEMBLE THE ARISTOCRAT YOURSELF AND SAVE 50%. When completed, the KD6 Aristocrat Kit interior construction is identical to E-V's factory-assembled Aristocrat enclosure, but with this difference: you save 50% and have an evening's fun.

AS EASY AS ONE . . . TWO . . . THREE. The KD6 Aristocrat Kit can be assembled in only one evening with E-V's exclusive sub-assembled parts and exploded view, step-by-step instructions. All you need is a screw driver; the rest is in the box. And E-V's accurately milled, furniture grade woods and veneers plus a choice of six finishing kits create an enclosure that will match your finest furniture.



- Model KD6 Aristocrat Kit
Audiophile Net. \$39.00
- Model FK Finishing Kits, each
Audiophile Net. 5.00
- Factory Finished Aristocrat Enclosure, Mahogany
Audiophile Net. 72.00
- Limed Oak or Walnut Audiophile Net. 79.00

Mail this coupon for free illustrated literature . . . see why more E-V Enclosure Kits have been built than all others combined.

 **Electro-Voice**®, INC.

BUCHANAN, MICHIGAN

Superb New Products Through Research:
Microphones—Phono Cartridges—
High Fidelity Loudspeakers and Enclosures—
Public Address Speakers—
Marine Instruments—Communication Equipment—
Electronic Test Instruments and
Material for Defense.

Electro-Voice, Inc. Dept. 109-P
Buchanan, Michigan

Gentlemen: Please send me free illustrated literature on E-V kits, enclosures and speakers.

NAME _____

ADDRESS _____

CITY _____ ZONE _____ STATE _____

Editor & Publisher

OLIVER READ, W1ETI

Assistant Editor

JULIAN M. SIENKIEWICZ, WA2CQL

Technical Editor

LARRY KLEIN

Art Editor

ALFONS J. REICH

Associate Editors

**FURMAN HEBB
MARGARET MAGNA
PERRY WINTER, K2VLR**

Editorial Assistant

DOLORES GIMBEL

Contributing Editors

**H. BENNETT, W2PNA
H. S. BRIER, W9EGQ
J. T. FRYE, W9EGV
L. E. GARNER, JR.
T. KNEITEL, 2W1965
H. POLLACK
D. L. STONER, W6TNS**

Art and Drafting Dept.

**K. W. PAUL, JR.
J. A. ROTH
W. K. VAHLSING, WV2GYL**

Advertising Director

JOHN A. RONAN, Jr.

Advertising Manager

WILLIAM G. McROY

ZIFF-DAVIS PUBLISHING COMPANY,
One Park Ave., New York 16, N. Y.
William B. Ziff, Chairman of the Board
(1946-1953); William Ziff, President;
W. Bradford Briggs, Executive Vice
President; Michael Michaelson, Vice
President and Circulation Director; Hersh-
el B. Scriber, Vice President; Howard
Stoughton, Jr., Treasurer.



BRANCH OFFICES: Midwestern Office,
434 S. Wabash Ave., Chicago 5, Ill.,
Jim Weakley, advertising manager;
Western Office, 215 W. 7th St., Los
Angeles 17, Calif., Don Cena, Western
Manager.

Foreign Advertising Representatives:
D. A. Goodall Ltd., London; Albert Mil-
hado & Co., Antwerp and Dusseldorf.

SUBSCRIPTION SERVICE: Forms 3579 and all subscription correspondence should be addressed to Circulation Department, 434 South Wabash Avenue, Chicago 5, Illinois. Please allow at least four weeks for change of address. Include your old address as well as new—enclosing if possible an address label from a recent issue.


CONTRIBUTORS: Contributors are advised to retain a copy of their manuscripts and illustrations. Contributions should be mailed to the New York Editorial Office and must be accompanied by return postage. Contributions will be handled with reasonable care, but this magazine assumes no responsibility for their safety. Any copy accepted is subject to whatever adaptations and revisions are necessary to meet the requirements of this publication. Payment covers all author's, contributor's and contestant's rights, titles, and interest in and to the material accepted and will be made at our current rates upon acceptance. All photos and drawings will be considered as part of material purchased.

POPULAR ELECTRONICS

Average Net Paid Circulation 265,479 (Subject to Audit)

This month's cover photo by Bruce Pendleton

COMING NEXT MONTH



(ON SALE OCTOBER 22)

Are your QSL's few and far between? The November cover story, "Orient Your Beam Antenna," will give you the facts on planning your antenna installation to pick up those rare foreign stations.

Other articles will take you on various behind-the-scenes tours: to Cape Canaveral to check on telemetering techniques; to New Mexico to get the fascinating facts behind the electronic diving rod that points out water hundreds of feet beneath the earth's surface; and to the realm of the ultra-small with the amazing electron microscope.

In addition to the regular hi-fi, ham, and test instrument features, you'll find some interesting construction items—including the "Supersonic Squawker," a transistorized noise generator.

EARN WHILE YOU LEARN

NOTHING ELSE LIKE IT!

See How DeVry Tech Prepares You for a Good-Paying Career in

TELEVISION RADIO ELECTRONICS

Hundreds of men, 17 to 55, started to make money in the Electronics field before they even finished their DeVry Tech program. Many made the training pay for itself as they learned! Because DeVry Tech's program is so practical, YOU should be able to do the same. You work scores of projects; you learn by watching home training movies; you follow clear, step-by-step instructions. You really learn principles and master many skills. No wonder DeVry Tech men are found in so many real-pay, bright-future jobs in this great, growing field!



A BIG DeVRY EXTRA!

Build Your Own 6-Speaker Stereophonic & Hi-Fi Sound System

NOW, you may build and keep your own top quality High Fidelity 6-Speaker Stereophonic Sound System, as shown below. You Learn-By-Doing for a BETTER JOB or to ADD TO YOUR PRESENT INCOME. As a bonus, you and your family can enjoy the thrills of this marvelous sound system for years to come.

Special **SHORT COURSE** in High Fidelity Sound Reproduction including Stereophonic Systems also available. Ideal for hobbyists, music lovers and men seeking **NEW OPPORTUNITY**. Mail coupon.

GET A BETTER JOB OR BE BOSS OF YOUR OWN BUSINESS

NO ADVANCED EDUCATION OR PREVIOUS TECHNICAL EXPERIENCE NEEDED!

At home in your spare time, you use the same basic method followed by students in our Chicago and Toronto laboratories. You learn to use tools, follow diagrams, when you build any or all of this valuable equipment: the STEREO SYSTEM . . . or a 5-INCH OSCILLOSCOPE and VACUUM TUBE VOLTMETER . . . or a 21-inch TV SET. You have many choices! DeVry Tech's program is so thorough that you will likely be surprised at your progress. Send the coupon for details.

EMPLOYMENT SERVICE

Frequently, we simply don't have enough graduates available to fill all the jobs on our list! DeVry Tech has an Employment Service that really works. It is available to graduates without additional cost.

MILITARY SERVICE

If you are subject to military service, you will find the information we have for you very helpful. Mail the coupon today and get the facts.

GET TWO FREE Booklets!

"POCKET GUIDE TO REAL EARNINGS" and
"ELECTRONICS AND YOU"



Real down-to-earth details are presented to help the man who wants to get ahead. Both booklets are yours FREE! Fill out coupon and mail today.



MAIL TODAY FOR FREE FACTS

DeVry Technical Institute
4141 Belmont Ave., Chicago 41, Ill., Dept. PE-10.P
Please give me your two FREE booklets, "Pocket Guide to Real Earnings" and "Electronics and You," and tell me how to prepare to enter one or more branches of Electronics.

NAME _____ PLEASE PRINT _____ AGE _____

STREET _____ APT. _____

CITY _____ ZONE _____ STATE _____

Check here if subject to military training.

DeVry Tech's Canadian Training Center is located at
2051 626 Roselawn Avenue, Toronto 12, Ontario

DeVRY Technical Institute


4141 BELMONT • CHICAGO 41, ILL. • Formerly DeFOREST'S TRAINING, Inc.

Accredited Member of National Home Study Council



"One of America's Foremost
Electronics Training
Centers"

ONE OF THE BIGGEST OPPORTUNITY FIELDS OF THE CENTURY!



Notes from the Editor

CITIZENS BAND. From the avalanche of reader mail we've received concerning the Citizens Band, it's apparent that this service has really captured the public's imagination. While it's gratifying to see this warm reception, at the same time, serious problems are making themselves evident. The most pressing difficulty concerns the increasing number of traffic jams on the limited number of channels available. This problem can be solved only by the operators. We would like to propose two basic rules which we think will help relieve congestion.

RULE NO. 1. If you don't have a message to send, stay off the air. The Citizens Band is not a second-class ham band. It was organized to allow private citizens to make short-range radio communications for personal or business use. The word "personal" does not mean that the Citizens Band is to be used for entertainment purposes. It means that if you have a personal message to communicate, go ahead, but do not tie up valuable channel space talking about the weather. Obviously, CQ'ing is also out. And DX'ing for the sake of DX'ing is a needless waste of channel space.

All this isn't to say that the Citizens Band shouldn't be fun to use. It's a real challenge to squeeze the last drop of efficiency out of a low-powered device — but not at the expense of others. Use the Citizens Band as efficiently as you can, but don't make it a hobby.

RULE NO. 2. Keep it short. With only a limited number of channels available, it's obvious that demand for channel space is going to outrun supply. Complete your message and then get off the air. Ten other guys may be waiting on you. If you want to chew the rag with somebody, use the telephone.

If the Citizens Band is grossly misused, the FCC conceivably could decide to wash its hands of Citizens Radio altogether and kill the whole business. It is imperative that each operator use the service in the spirit for which it was intended and forget about finding legalistic loopholes in the regulations. If this is done, Citizens Radio will continue to be a valuable adjunct to other systems of communication.

COLUMN TITLE CHANGE. At our suggestion, Herb Brier is reshaping his monthly column, "Among the Novice Hams," to cover a wider range of amateur radio material. It is now called "Across the Ham Bands," and we feel that this change will be popular with hams of all classes. Each column will contain plenty of useful information both for Novices and for more advanced operators.

Oliver Read

Model S-5000, 20+20W Stereo Dual Amplifier—\$189.50



Model S-2000 II, FM-AM Tuner—\$145.50



Model S-3000 II, FM Tuner—\$105.50



Model S-3000 II, 36W Monaural Amplifier—\$109.50



Model S-400, Stereo Preamp.+36W Amp.—\$159.50



The "complete matching home music center"—monophonic or stereophonic.



Again another year—recommended by one of the most respected and authoritative Research Testing Organizations as embodying more numerous, more advanced engineering "firsts"—more inherent quality for trouble-free operation—more real value for every dollar than many competitive products selling for more. PLUS: Features that in their unsurpassed engineering win the most discriminating audio-hobbyist; but also features that in their simplicity and ease of operation appeal to everyone—housewife, audio-novice, or just plain music lover. Cabinetry of quiet elegance that blends with any decor. And Sherwood, unmatched at any price, is Fair Trade priced for your assurance that once you have bought Sherwood, you didn't miss a better "deal" someplace else. Sherwood is only for those who want the ultimate. For further details write: Sherwood Electronic Laboratories, Inc., 4300 N. California Avenue, Chicago 18, Ill.

most honored of them all
SHERWOOD

Betty Browne Advertising

FOR COMPLETE SPECIFICATIONS WRITE DEPT. PE-10

FIX ANY TV or

These 2 great Ghirardi books bring you **COMPLETE TRAINING** FOR MODERN RADIO-TV SERVICING!



A. A. Ghirardi
Electronic's best-known instructor

Let these two famous Ghirardi training books teach you to handle all types of AM, FM and TV service jobs by approved *professional* methods! Almost 1500 pages and over 800 clear pictures and diagrams explain EVERY troubleshooting and repair operation as clearly as A-B-C. No needless mathematics. No involved theory. You get practical training of the type that teaches you to do the best work in the shortest time. Sold separately—or you save \$1.25 by buying both books. Use coupon or order from Rinehart & Co., Inc., Dept. PE-109, 232 Madison Ave., New York 16, N. Y.

①

RADIO & TV CIRCUITRY AND OPERATION

Learn about circuits . . . and watch your service headaches disappear

You can repair ANY radio, television or other electronic equipment—lots easier, faster and better when you really understand circuits and know just how and why each one works. That's exactly the kind of training you get in Ghirardi's 669-page Radio & TV CIRCUITRY AND OPERATION handbook! Gives a complete understanding of modern circuits. Shows what troubles to look for, and how to eliminate useless testing in servicing them. Throughout, it brings you the above-average training that takes the guesswork out of troubleshooting and fits you for the best paid service jobs. 417 illustrations. Price \$6.75 but see money-saving offer!

Circle No. 1 in coupon to order

②

RADIO & TV TROUBLESHOOTING AND REPAIR

Complete training in modern service methods

Save \$1.25

Get both of these famous Ghirardi books at a saving of \$1.25 under the regular price. Check MONEY-SAVING OFFER in coupon!

Ghirardi's Radio & TV TROUBLESHOOTING AND REPAIR is a complete 822-page guide to professional service methods. For beginners, this giant book with its 417 clear illustrations is an easily understood course in locating troubles fast and fixing them right. For methods and finding fast answers to puzzling problems. Covers troubleshooting by all methods including both "static" and "dynamic" signal tracing types. Step-by-step charts demonstrate exactly how to proceed. A big television section is a down-to-earth guide to all phases of TV troubleshooting and service. Price \$7.50. See money saving offer!

Circle No. 2 in coupon to order

LEARN ALL ABOUT INSTRUMENTS!

Save time—avoid buying instruments you don't really need!



③

It pays to think twice before you buy new instruments—without first determining whether you really need them—or just how and where you'll actually use them!
BASIC ELECTRONIC TEST INSTRUMENTS discusses and explains over 60 modern instrument types and the advantage and limitations of each. Shows how to choose the instruments you really need; how to understand instrument readings and put them to practical

use; how to work with fewer instruments, and how to put old instruments to new uses. Includes details on every type of instrument in ordinary service or communications use including V-O-M's; V-T voltmeters; capacitor checkers; oscilloscopes; special-purpose bridges; R-F oscillators; signal generators; audio oscillators; signal tracers and over 50 more. 251 pages. 171 illus. Price \$4.95.

Circle No. 3 in coupon to order

④

REPAIR ANY ELECTRIC MOTOR!

. . . handle any job from minor repairs to complete rewinding



It pays to train for something different! ELECTRIC MOTOR REPAIR is a complete guide that helps you cash in on this vast, rapidly growing field. Shows how to handle all repair jobs (including complete rewinding) on practically ANY AC or DC motor or generator in common use. Special duo-spiral binding brings text

and related how-to-do-it diagrams side by side so that you learn fast, easily and right. Every job is explained so clearly you can hardly fail to understand it. Over 100,000 copies in use in motor repair shops, schools and for home study. 560 pages. Over 900 how-to-do-it pictures. Price only \$6.95 for the complete training.

To order, circle No. 4 in coupon

SHORT CUTS TO TV REPAIRS!

Eliminate Useless Testing—Fix TV Receivers Twice as Fast!



⑤

Just turn the dials of these handy, pocket-size Ghirardi & Middleton PIX-O-FIX TV Trouble Finder Guides. When the picture in the PIX-O-FIX window matches the screen image on the television set you're repairing . . . presto! . . . you've got your clue.

PIX-O-FIX shows the causes of the trouble.

indicates the receiver section where it has probably happened, then gives repair instructions. PIX O-FIX No. 1 identifies 24 common troubles and gives 192 causes and 253 remedies for them. No. 2 covers 21 more advanced troubles. Together, they are an easy guide to quick "picture analysis" servicing of any TV set. . . . AND THE PRICE IS ONLY \$2.00 for both.

To order, circle No. 5 in coupon

Always say you saw it in—POPULAR ELECTRONICS

RADIO EVER MADE!

DON'T THROW OLD RADIOS AWAY!

Here's the data you need to fix them in a jiffy!




The only how-to-do-it handbook of its kind still in print!

Just look up that troublesome old radio you want to fix. Four times out of five, this giant, 2½-pound, 744-page Glifardi "RADIO TROUBLESHOOTER'S HANDBOOK" tells what is causing the trouble . . . shows how to fix it. Cuts service time in half. Eliminates useless testing. Even beginners can easily fix old sets which might otherwise be thrown away.

Gives trouble symptoms and their remedies for

Circle No. 6 in coupon to order

over 1,800 specific models of old home, auto radios and record changers made between 1925 and 1942 . . . Airline, Apex, Arvin, Atwater Kent, Belmont, Bosch, Brunswick, Clarion, Crosley, Emerson, Fada, G. E., Kolter, Majestic, Motorola, Philco, Pilot, RCA, Silvertone, Sparton, Stromberg and dozens more. Has hundreds of pages of old tube and component data, service short cuts, etc. Price \$6.95.



The most important training of all!

HOW TO GET STARTED IN ELECTRONICS

Now you'll really understand circuits—components—equipment!

Learn basic electricity thoroughly—then everything else in electronics, radio, TV, communications, hi-fi etc. comes 10 times as easy—because they're all based on the same fundamental electrical principles.

This big 396-page BASIC ELECTRICITY manual covers the entire field . . . from circuits and currents to electromagnetism . . . from tubes to

Circle No. 7 in coupon to order

transistors and all the rest. More than 300 pictures make everything doubly clear. Set-up diagrams explain procedures. Basic electrical problems are explained. Also includes a complete, easy-to-understand 61-page INTRODUCTION TO ELECTRONICS. Backed with this great training, every detail of electrical electronic operation will be far clearer to you than ever before! Price only \$6.50.




PASS FCC LICENSE EXAMS...easier...faster!

Train for communication's good-paying commercial jobs!

Get one of radio's best paying jobs—as a commercial operator aboard ship, in aviation, in broadcasting or telecasting—wherever an FCC license is a "must!" LICENSE MANUAL FOR RADIO OPERATORS by J. R. Johnson is a quick, easily understood guide to help you breeze through FCC exams. Covers ALL EIGHT exam elements.

Circle No. 8 in coupon to order

Reviews almost 2200 typical questions. Covers everything from fundamentals to navigation and related subjects. Remember . . . only 1st or 2nd class radio phone license holders can do any work that affects the broadcasting of a transmitter! This is just one of many job opportunities open to you! Price only \$5.00.



GET MORE WORK OUT OF YOUR OSCILLOSCOPE!

Learn all about the handiest service instrument of all!

Here, in a big, revised 2nd edition, is THE book that really shows you how to get more work out of your oscilloscope.

Clearly as A-B-C MODERN OSCILLOSCOPES AND THEIR USES gets right down to "brass tacks" in telling you exactly when, where and how. You learn to locate either AM or FM radio or television troubles in a jiffy. Even tough realignment jobs are made easy. Every detail is clearly explained—from

Circle No. 9 in coupon to order

making connections to adjusting circuit components and setting the oscilloscope controls. And you learn to analyze patterns fast and RIGHT!

Includes latest data on quantitative measurements (the slickest method of diagnosing many color TV troubles and aligning sets properly); using scopes in industrial electronics, teaching . . . even in atomic energy work. Over 100 helpful pictures include dozens of pattern photos. Price \$6.50.

REPAIR OIL BURNERS



Solve oil heat problems of all kinds

Save money by repairing, adjusting or even redesigning your own oil burner installation. Earn good pay doing this work for others! This 400-page DOMESTIC OIL BURNERS AND OIL

HEAT handbook trains you for fast, accurate work on all systems in common use. Has over 300 pictures and diagrams. Teaches all about puzzling oil burner controls. Shows how to make heat loss surveys and design economical systems. Includes details on firing rates; chimneys & drafts; piping; wiring; and dozens of other subjects. Book has famous duo-spiral binding that puts both pictures and related text side by side for easy use on the job. Price \$6.95.

Circle No. 10 in coupon to order

TRY ANY BOOK 10 DAYS FREE!

Dept. PE-109, RINEHART & CO., INC.
232 Madison Ave., New York 16, N. Y.

Send books indicated for free examination. (Circle the numbers of those you want.) In 10 days, I will remit price indicated plus postage or return books postpaid and owe nothing. (SAVE! Send cash with order and we pay postage. Same 10-day return privilege with money promptly refunded.)

Check here for MONEY-SAVING COMBINATION OFFER

on books Nos. 1 and 2. Make your radio-TV servicing library complete! Send both big books at only \$13 for the two plus postage. (Regular price \$14.25—you save \$1.25!) Payable at rate of \$1 plus postage after 10 days and \$3 a month for three months until \$13 has been paid.

CIRCLE NUMBERS OF THE BOOKS YOU WANT!

1	2	3
4	5	6
7	8	9
10		

Name

Address


City, Zone, State

OUTSIDE U.S.A.

Add 50¢ to price of each book. Combination offer \$14. Cash with order. Same 10-day return privilege.

36 TRANSISTOR CIRCUITS...

**START
BUILDING
TODAY!**









This popular book and eight new low-cost transistors are available now from your nearby Sylvania Semiconductor Distributor

With the newest edition of Sylvania's Transistor Circuits book and eight diversified low-cost Sylvania transistors you can economically build a wide range of electronic equipment. Projects ranging from Fire Alarms to Stroboscopes are outlined in full detail for easy construction.

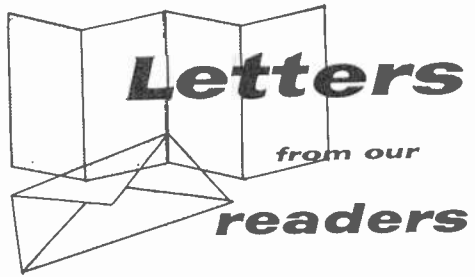
Contact your nearby authorized Sylvania Semiconductor Distributor for your copy of the new book at 35¢ and for full information on the eight new low-cost transistors. Or write directly to the address below.

New Low-Cost Sylvania Transistors

Type	Description	Price
	2N1264.....20v, PNP Drift RF-IF Ampl.....	\$1.30
	2N1265.....10v, PNP AF Ampl.....	.65
	2N1266.....10v, PNP IF Ampl.....	.65
	2N229.....10v, NPN AF Ampl.....	.65
	2N233.....10v, NPN IF Ampl.....	.65
	2N255.....15v, PNP Power.....	1.35
	2N307.....35v, PNP Power.....	1.35
	2N554.....30v, PNP Power.....	1.35

SYLVANIA ELECTRIC PRODUCTS INC.
Semiconductor Division
100 Sylvan Rd., Woburn, Mass.

SYLVANIA GENERAL ELECTRIC
Subsidiary of
GENERAL TELEPHONE & ELECTRONICS



Transistor Circuits

■ Thanks very much for your fine article on "Understanding Transistor Circuits" in the August issue. I am a transistor experimenter and before I read this article I really learned very little about transistor theory because everything was either over my head or else it didn't say enough. How about more transistor construction projects?

HAL CARLSON
Park Ridge, Ill.

We have quite a few transistor projects in the works, Hal. Just keep reading!

Battery "Sweat Box"

■ I noticed in the August "Tips and Techniques" column that Jerome Cunningham advises putting portable radio batteries in plastic bags to prevent them from leaking onto the radio. I tried this a long time ago and found that temperatures often reached 135° to 140° in this type of "sweat box." I would rather take the chance that a leaky bat-



tery might damage the radio than replace the battery every week because it had been damaged by too much heat. A plastic bag heats up very quickly and retains its heat for a long time. This combination can put an end to a battery about as fast as anything I know of.

In the same issue is a "Tubeless and Transistorless Code Practice Oscillator." Ha! What do you call the neon tube?

KIM BORISKIN, K2MGS
Brooklyn, N. Y.

We usually call it a neon lamp, but in this case we slipped up.

CB Rag-Chewers

■ Your article in the August issue on how to fill out a Citizens Band application was very fine, except for one point that struck me as a little laugh-

How to pass a genius



All of us can't be geniuses. But any ordinarily talented mortal can be a success—and that's more than some geniuses are.

Now, as in Aesop's time, the race doesn't always go to the one who potentially is the swiftest. The *trained* man has no trouble in passing the genius who hasn't improved his talents.

In good times and bad times, in every technical and business field, the *trained* man is worth a dozen untrained ones, no matter how gifted.

The International Correspondence Schools can't make you into a genius. For more than 60 years, however, I. C. S. has been helping its students to become *trained, successful leaders*—and it can do the same for you.

Mark your special interest on the coupon. Don't be like the unsuccessful genius who wastes his life in dreaming of what he intends to do. *Act now!*

For Real Job Security—Get an I. C. S. Diploma! I. C. S., Scranton 15, Penna.

Accredited Member,
National Home Study Council

INTERNATIONAL CORRESPONDENCE SCHOOLS



BOX 59622J, SCRANTON 15, PENNA.

(Partial list of 258 courses)

Without cost or obligation, send me "HOW TO SUCCEED" and the opportunity booklet about the field BEFORE which I have marked X (plus sample lesson):

- | | | | | |
|--|--|--|---|---|
| <p>ARCHITECTURE and BUILDING CONSTRUCTION</p> <ul style="list-style-type: none"> <input type="checkbox"/> Air Conditioning <input type="checkbox"/> Architecture <input type="checkbox"/> Arch. Drawing and Designing <input type="checkbox"/> Building Contractor <input type="checkbox"/> Building Estimator <input type="checkbox"/> Carpenter Builder <input type="checkbox"/> Carpentry and Millwork <input type="checkbox"/> Carpenter Foreman <input type="checkbox"/> Heating <input type="checkbox"/> Painting Contractor <input type="checkbox"/> Plumbing <input type="checkbox"/> Reading Arch. Blueprints <p>ART</p> <ul style="list-style-type: none"> <input type="checkbox"/> Commercial Art <input type="checkbox"/> Magazine Illus. <input type="checkbox"/> Show Card and Sign Lettering <p>SKETCHING and PAINTING</p> <p>AUTOMOTIVE</p> <ul style="list-style-type: none"> <input type="checkbox"/> Automobile <input type="checkbox"/> Auto Body Rebuilding and Refinishing <input type="checkbox"/> Auto Engine Tuneup <input type="checkbox"/> Auto Technician | <p>AVIATION</p> <ul style="list-style-type: none"> <input type="checkbox"/> Aero-Engineering Technology <input type="checkbox"/> Aircraft & Engine Mechanic <p>BUSINESS</p> <ul style="list-style-type: none"> <input type="checkbox"/> Accounting <input type="checkbox"/> Advertising <input type="checkbox"/> Business Administration <input type="checkbox"/> Business Management <input type="checkbox"/> Cost Accounting <input type="checkbox"/> Creative Salesmanship <input type="checkbox"/> Managing a Small Business <input type="checkbox"/> Professional Secretary <input type="checkbox"/> Public Accounting <input type="checkbox"/> Purchasing Agent <input type="checkbox"/> Salesmanship <input type="checkbox"/> Salesmanship and Management <input type="checkbox"/> Traffic Management <p>CHEMICAL</p> <ul style="list-style-type: none"> <input type="checkbox"/> Analytical Chemistry <input type="checkbox"/> Chemical Engineering <input type="checkbox"/> Chem. Lab. Technician <input type="checkbox"/> Elements of Nuclear Energy <input type="checkbox"/> General Chemistry <input type="checkbox"/> Natural Gas Prod. and Trans. <input type="checkbox"/> Petroleum Prod. and Engr. <input type="checkbox"/> Professional Engineer (Chem) <input type="checkbox"/> Pulp and Paper Making | <p>CIVIL ENGINEERING</p> <ul style="list-style-type: none"> <input type="checkbox"/> Civil Engineering <input type="checkbox"/> Construction Engineering <input type="checkbox"/> Highway Engineering <input type="checkbox"/> Professional Engineer (Civil) <input type="checkbox"/> Reading Struc. Blueprints <input type="checkbox"/> Sanitary Engineering <input type="checkbox"/> Structural Engineering <input type="checkbox"/> Surveying and Mapping <p>DRAFTING</p> <ul style="list-style-type: none"> <input type="checkbox"/> Aircraft Drafting <input type="checkbox"/> Architectural Drafting <input type="checkbox"/> Drafting & Machine Design <input type="checkbox"/> Electrical Drafting <input type="checkbox"/> Mechanical Drafting <input type="checkbox"/> Sheet Metal Drafting <input type="checkbox"/> Structural Drafting <p>ELECTRICAL</p> <ul style="list-style-type: none"> <input type="checkbox"/> Electrical Engineering <input type="checkbox"/> Elec. Eng. Technician <input type="checkbox"/> Elec. Light and Power <input type="checkbox"/> Practical Electrician <input type="checkbox"/> Practical Lineman <input type="checkbox"/> Professional Engineer (Elec) <p>HIGH SCHOOL</p> <ul style="list-style-type: none"> <input type="checkbox"/> High School Diploma | <ul style="list-style-type: none"> <input type="checkbox"/> Good English <input type="checkbox"/> High School Mathematics <input type="checkbox"/> High School Science <input type="checkbox"/> Short Story Writing <p>LEADERSHIP</p> <ul style="list-style-type: none"> <input type="checkbox"/> Industrial Foremanship <input type="checkbox"/> Industrial Supervision <input type="checkbox"/> Personnel-Labor Relations <input type="checkbox"/> Supervision <p>MECHANICAL and SHOP</p> <ul style="list-style-type: none"> <input type="checkbox"/> Diesel Engines <input type="checkbox"/> Gas-Elec. Welding <input type="checkbox"/> Industrial Engineering <input type="checkbox"/> Industrial Instrumentation <input type="checkbox"/> Industrial Metallurgy <input type="checkbox"/> Industrial Safety <input type="checkbox"/> Machine Shop Practice <input type="checkbox"/> Mechanical Engineering <input type="checkbox"/> Professional Engineer (Mech) <input type="checkbox"/> Quality Control <input type="checkbox"/> Reading Shop Blueprints <input type="checkbox"/> Refrigeration and Air Conditioning <input type="checkbox"/> Tool Design <input type="checkbox"/> Tool Making <p>RADIO, TELEVISION</p> <ul style="list-style-type: none"> <input type="checkbox"/> General Electronics Tach. | <ul style="list-style-type: none"> <input type="checkbox"/> Industrial Electronics <input type="checkbox"/> Practical Radio-TV Eng'g <input type="checkbox"/> Practical Telephony <input type="checkbox"/> Radio-TV Servicing <p>RAILROAD</p> <ul style="list-style-type: none"> <input type="checkbox"/> Car Inspector and Air Brake <input type="checkbox"/> Diesel Electrician <input type="checkbox"/> Diesel Engr. and Fireman <input type="checkbox"/> Diesel Locomotive <p>STEAM and DIESEL POWER</p> <ul style="list-style-type: none"> <input type="checkbox"/> Combustion Engineering <input type="checkbox"/> Power Plant Engineer <input type="checkbox"/> Stationary Diesel Engr. <input type="checkbox"/> Stationary Fireman <p>TEXTILE</p> <ul style="list-style-type: none"> <input type="checkbox"/> Carding and Spinning <input type="checkbox"/> Cotton Manufacture <input type="checkbox"/> Cotton Warping and Weaving <input type="checkbox"/> Loom Fixing Technician <input type="checkbox"/> Textile Designing <input type="checkbox"/> Textile Finishing & Dyeing <input type="checkbox"/> Throwing <input type="checkbox"/> Warping and Weaving <input type="checkbox"/> Worsted Manufacturing |
|--|--|--|---|---|

Name _____ Age _____ Home Address _____
 City _____ Zone _____ State _____ Working Hours _____ A.M. to P.M. _____
 Occupation _____

Canadian residents send coupon to International Correspondence Schools, Canadian, Ltd., Montreal, Canada. . . . Special low monthly tuition rates to members of the U. S. Armed Forces.


NEW!

Citizens Band Antennas

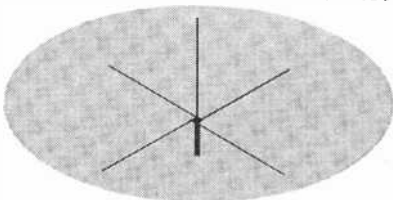
Mosley
27 mc. Antennas
 are practically
maintenance-free!

- Rugged . . . Durable!
- 100% Rust Proof!
- 100% Corrosion Proof!*
- Stainless Steel Hardware!
- 61ST6 Heavy Gauge Aluminum!

*When Mosley Antenna Coat, supplied, is used as directed.



MODEL A-311, Three Element Beam for best point-to-point communication, 9.3 db gain over reference dipole.
 Net Price \$37.50



MODEL V-27-GP, Ground Plane Vertical for effective communication with mobiles.
 Net Price \$34.95

Catalog Sheet on request.

Mosley
Electronics, Inc.
 8622 ST. CHARLES ROCK ROAD
 ST. LOUIS 14, MISSOURI

Letters

(Continued from page 12)

able, that the Citizens Band "is *not* a no-exam ham service and is *not* meant to be used by 'rag-chewer' clubs or would-be DX artists." That is exactly how it is being used out here in the majority of cases.

Actually, I see nothing in the FCC regulations that prohibits such use. In fact, I rather imagine the FCC had the foresight to realize that 23 channels in the vicinity of 10 meters which were available to private citizens would be put to use by would-be hams who had never bothered to get a ticket.

SHALER HANISCH
 Pasadena, Calif.

See editorial comments on page 8.

Electronics Against Cancer

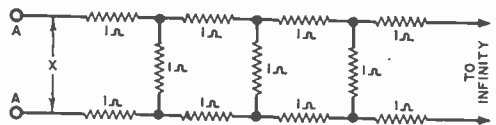
■ My family and I read your article entitled "Electronics Against Cancer" in the August issue, and I would like to thank you for this valuable and interesting feature. The best way to defeat "hush-hush" diseases like cancer, mental illness, etc., is to get them out into the open and discuss them. In the same way a child fears the dark, we fear anything we do not understand or are ignorant about. We may not understand cancer, but articles such as yours at least help us to know our enemy and thereby partially reduce the near-hysterical reaction that many people have at the mention of cancer.

IRVING GOLDSTEIN
 New York, N. Y.

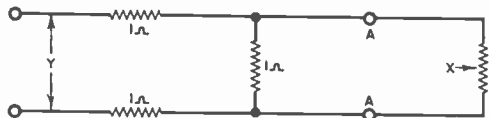
Stickler Proof

■ I am writing with regard to the "Stickler" No. 1 in the July 1959 issue. While this problem can certainly be solved by repetitive methods, there is at least one much simpler way to solve it.

We are given an infinite network of one-ohm resistors connected as shown:



and we are to find the resistance X . The solution to this problem can easily be found by adding another section to the network:



where X is the resistance of the infinite network and Y is the resistance of the same network with the addition of an identical section.

From the rules for series and parallel resistors, we see that the resistance of the new network is:

$$Y = 1 + \frac{1 \times X}{1 + X} + 1$$

But, since the section we have added is just one more added to an infinitely long chain of identical

These men are getting practical training in **NEW Shop-Labs of**

ELECTRICITY

COYNE

ELECTRONICS ON REAL

- Motors—Generators
- Switchboards—
- Controls—Modern
- Appliances—
- Automatic
- Electronic
- Control Units

in Chicago—prepare for today's **TOP OPPORTUNITY FIELD**. Train on real full-size equipment at COYNE where thousands of successful men have trained for over 60 years—largest, oldest, best equipped school of its kind. Professional and experienced instructors show you how, then do practical jobs yourself. No previous experience or advanced education needed. Employment Service to Graduates.

START NOW—PAY LATER—Liberal Finance and Payment Plans. Part-time employment help for students. **GET FREE BOOK**—"Guide to Careers" which describes all training offered in **ELECTRICITY and TELEVISION-RADIO ELECTRONICS**—no obligation; **NO SALESMAN WILL CALL**.

TELEVISION

RADIO ELECTRONICS ON REAL

- TV Receivers—
- Black and White
- and Color
- AM-FM and
- Auto Radios
- Transistors
- Printed Circuits
- Test Equipment

Coyne Electrical School, 1501 W. Congress Parkway
Chartered Not For Profit • Chicago 7, Dept. 79-2C

MAIL COUPON OR WRITE TO ADDRESS BELOW

COYNE ELECTRICAL SCHOOL
Dept. 79-2C—New Coyne Building
1501 W. Congress Pkwy., Chicago 7, Ill.

Send **31¢ FREE** book and details of all the training you offer. However, I am especially interested in:

- Electricity Television Both Fields

Name _____

Address _____

City _____ State _____



COYNE offers
LOW COST

TELEVISION RADIO - COLOR TV

Training in
Spare Time **AT HOME**



The future is **YOURS** in **TELEVISION!**
A fabulous field—good pay—fascinating work—a prosperous future in a good job, or independence in your own business!

Send Coupon or write to address below
for Free Book

and full details, including easy Payment Plan. **No obligation, no salesman will call.**



Coyne brings you **MODERN-QUALITY** Television Home Training; training designed to meet Coyne standards at truly lowest cost—you pay for training only—**no costly "put together kits."** Not an old Radio Course with Television "tacked on." Here is **MODERN TELEVISION TRAINING** including **Radio, UHF and Color TV**. No Radio background or previous experience needed. Personal guidance by Coyne Staff. **Practical Job Guides** to show you how to do actual servicing jobs—**make money early in course**. Free Life-time Employment Service to Graduates.

COYNE Television Home Training Division
Dept. 79-H7, New Coyne Building
1501 W. Congress Pkwy., Chicago 7, Ill.

Send Free Book and details on how I can get Coyne Quality Television Home Training at low cost and easy terms.

Name _____

Address _____

City _____ State _____

COYNE ELECTRICAL SCHOOL

CHARTERED AS AN EDUCATIONAL INSTITUTION
NOT FOR PROFIT

1501 W. Congress Parkway • Chicago 7, Dept. 79 - H2




B. W. COYNE, Jr., President
Coyne—the Institution behind this training... the largest, oldest, best equipped residential school of its kind. Founded 1899.

ENJOY TRUE STEREO NOW

WITH YOUR PRESENT RECORD PLAYER

Here is a whole new adventure in stereo listening, dramatic beyond belief, that will make you the envy of your neighborhood. The Linlar Stereo Kit is specially designed to convert your present record player to exciting three-dimensional stereo, quickly, easily and inexpensively. Nothing to build or assemble; just hook up. Linlar Stereo Kits come in two models: (1) With one genuine Permoflux Dynamic Stereophone, or (2) With both a stereophone and two Permoflux *matched* stereo speakers. The binaural stereophone gives you the most faithful reproduction of the original recording, completely eliminating room distortion. Matched stereo speakers are preferred for casual or group listening.

In addition you will obtain up to 100 percent more listening pleasure from your LP and 78 RPM records.



HERE'S WHAT YOU GET AT FACTORY-TO-YOU PRICES

Stereo Kit A-1

- 1 Genuine Permoflux Dynamic Stereophone
- 1 Stereo diamond needle (LP) cartridge, turnover type, with sapphire needle for 78 records
- 1 Twin stereo amplifier: total 10 peak watts (Retail value, \$125)

KIT PRICE **\$69.50**

Stereo Kit B-1

- 1 Genuine Permoflux Dynamic Stereophon
- 1 Stereo diamond needle (LP) cartridge, turnover type, with sapphire needle for 78 records
- 1 Twin stereo amplifier: total 5 peak watts (Retail value \$100)

KIT PRICE **\$59.50**

Stereo Kit A-2

- 1 Genuine Permoflux Dynamic Stereophone
- 2 Permoflux matched stereo speakers
- 1 Stereo diamond needle (LP) cartridge, turnover type, with sapphire needle for 78 records
- 1 Twin stereo amplifier: total 10 peak watts (Retail value \$175)

KIT PRICE **\$99.50**

FREE

IF YOU SEND FULL PAYMENT WITH YOUR ORDER WE WILL SHIP PREPAID AND YOU WILL ALSO RECEIVE, FREE OF CHARGE, ONE 12-INCH STEREO ALBUM. 20% DEPOSIT IS REQUIRED ON ALL C.O.D. ORDERS.

MONEY BACK GUARANTEE

If you are not completely satisfied with your Linlar Stereo Kit you may return it within 10 days for a full refund.

CUT OUT AND MAIL TODAY

LINLAR INC. Dept. PE10

4101 San Fernando Road, Glendale 4, Calif.

Please enter my order for the following:

Item	Quantity	Price	Total
Linlar Stereo Kit A-1		\$69.50	
Linlar Stereo Kit A-2		\$99.50	
Linlar Stereo Kit B-1		\$59.50	

All prices subject to change without notice and are F.O.B. Glendale, California. California residents add 4% sales tax.

- Send prepaid and include free demonstration stereo record. I am enclosing payment in full.
- Send C.O.D. I am enclosing 20% deposit.
- Send free literature on Linlar Stereo Kits.

Name

Address

CityZoneState

Letters

(Continued from page 14)

sections, the resistance at Y must be the same as the resistance at X ($a-a$), or:

$$X = Y$$

Therefore, the solution is:

$$X = 2 + \frac{1 \times X}{1 + X}$$

$$X(1 + X) = 2(1 + X) + X$$

$$X^2 - 2X - 2 = 0$$

$$X = 1 \pm \frac{1}{2} \sqrt{12} = 1 \pm \sqrt{3}$$

$$= 1 \pm 1.73 = 2.73$$

We can neglect the negative answer because we know that all the parts of the circuit have positive resistances.

GEORGE E. BEINE
Rochester, N. Y.

For 2¢ Plain

I've recently noticed the better quality of your articles and have re-subscribed to POPULAR ELECTRONICS. I would like to cast my vote for such articles as: "Trouble-Shoot Your Projects," "How to Fix Auto Radios," and "Customize Your Kits." Your kit reviews are also a big help to me in deciding what to buy. I would like to see more articles like those named here and a little less on hi-fi.

Well, that's my 2¢ worth. Keep up the good work.

LANNY MARCUS, K6PQL
Los Angeles, Calif.

Well, all you hi-fi'ers, what do you say about this?

Ground Resistance Measurements

Allow me to correct Saunder Harris on his method of measuring ground resistance in the August "After Class." A megohmmeter generally reads one megohm or higher, and if this is the lowest his ground readings have been, I hope he hasn't put too much faith in his grounds for protection.

I think he should have specified a Kelvin bridge or a low-range ohmmeter such as the Simpson 362 or Industrial Instruments LRO-1. Even a standard ohmmeter would give a better indication of ground resistance than a megohmmeter.

ROBERT B. FRANK, W3YNC
Oley, Pa.

"Stereoplex" Feedback

I recently completed the "Stereoplex" amplifier described in your April issue. Congratulations on a fine construction project. However, when I used the recommended feedback resistors, my amplifier oscillated violently. The removal of the feedback resistors altogether resulted in quite good performance. I have found through experimentation that 10,000-ohm feedback resistors provide excellent performance.

GEORGE E. MOCK
Indianapolis, Ind.

Oscillation in the "Stereoplex" can be caused either by the parts layout or by the variation between tubes. Should oscillation occur, higher values are recommended for R9 and R18, the feedback resistors.

-30-

Do you WISH you were EMPLOYED in ELECTRONICS?

F.C.C. LICENSE—THE KEY TO BETTER JOBS

An F.C.C. *commercial* (not amateur) license is your ticket to higher pay and more interesting employment. This license is Federal Government evidence of your qualifications in electronics. Employers are eager to hire *licensed* technicians.

WHICH LICENSE FOR WHICH JOB?

The **THIRD CLASS** radiotelephone license is of value primarily in that it qualifies you to take the second class examination. The scope of authority covered by a third class license is extremely limited.

The **SECOND CLASS** radiotelephone license qualifies you to install, maintain and operate most all radiotelephone equipment except commercial broadcast station equipment.


The **FIRST CLASS** radio telephone license qualifies you to install, maintain and operate every type of radiotelephone equipment (except amateur) including all radio and television stations in the United States, its territories and possessions. This is the highest class of radiotelephone license available.

GRANTHAM TRAINING PREPARES YOU

The Grantham course covers the required subject matter completely. Even though it is planned primarily to lead directly to a first class FCC license, it does this by **TEACHING** you electronics. Some of the subjects covered in detail are: Basic Electricity for Beginners, Basic Mathematics, Ohm's and Kirchhoff's Laws, Alternating Current, Frequency and Wavelength, Inductance, Capacitance, Impedance, Resonance, Vacuum Tubes, Transistors, Basic Principles of Amplification, Classes of Amplifiers, Oscillators, Power Supplies, AM Transmitters and Receivers, FM Transmitters and Receivers, Antennas and Transmission Lines, Measuring Instruments, FCC Rules and Regulations, and extensive theory and mathematical calculations associated with all the above subjects explained simply and in detail.

OUR GUARANTEE

If you should fail the F. C. C. exam after finishing our course, we guarantee to give additional training at **NO ADDITIONAL COST**. Read details in our free booklet.



Get
Your First Class Commercial


F.C.C. LICENSE QUICKLY!

CORRESPONDENCE OR RESIDENCE CLASSES

Grantham School of Electronics *specializes* in F. C. C. license preparation. Correspondence training is conducted from Hollywood, Seattle, Kansas City and Washington; also, resident **DAY** and **EVENING** classes are held in all four cities. Either way, by correspondence or in resident classes, we train you quickly and well!

This booklet
FREE!

This free booklet gives details of our training and explains what an F. C. C. license can do for your future.



HERE'S PROOF...

that Grantham students prepare for F. C. C. examinations in a minimum of time. Here is a list of a few of our recent graduates, the class of license they got, and how long it took them:

	License	Weeks
Robert J. Conley, 129 W. 46th St., New York 36, N. Y.	1st	14
W. R. Smith, 1335 E. 8th St., Long Beach, Calif.	1st	12
Howard E. Martz, 301 S. Penn. St., Fairmount, Ind.	1st	24
John W. Dempsey, Box 55, Rising Sun, Md.	1st	12
Donald H. Ford, Hyannis Rd., Barnstable, Mass.	1st	12
Richard J. Falk, 2303 Holman St., Bremerton, Wash.	1st	22
Denson D. McNulty, 1117 N. Houston St., Amarillo, Texas.	1st	9
James D. Hough, 400 S. Church St., East Troy, Wisc.	1st	12
Edie B. Perry, Jr., Rt. #3, Zebulon, N. C.	1st	12
Milton C. Gee, Rt. #1, Washington, N. J.	1st	11

Grantham School of Electronics

MAIL COUPON TO SCHOOL NEAREST YOU

(Mail in envelope or paste on postal card)



To: **GRANTHAM SCHOOL OF ELECTRONICS**

1505 N. Western Hollywood • 408 Marion Seattle • 3123 Gillham Rd. Kansas City • 821-19th, N.W. Washington

Gentlemen:

Please send me your free booklet telling how I can get my commercial F. C. C. license quickly. I understand there is no obligation and no salesman will call.

Name _____ Age _____

Address _____

City _____ State _____

I am interested in: Home Study, Resident Classes **93-R**

Hollywood Division

1505 N. Western Ave.
Hollywood 27, Calif.
(Phone: HO 7-7227)

Seattle Division

408 Marion Street
Seattle 4, Wash.
(Phone: MA 2-7227)

Kansas City Division

3123 Gillham Road
Kansas City 9, Mo.
(Phone: JE 1-6320)

Washington Division

821-19th Street, N. W.
Washington 6, D. C.
(Phone: SI 3-3614)

knight-kits[®] make the **Big News...**

A PRODUCT OF ALLIED RADIO

see them in **ALLIED'S 1960 catalog**
THE WORLD'S LEADING ELECTRONIC SUPPLY GUIDE

FREE
send
for it



See these and scores of other great **knight-kits**



Y-731 Deluxe FM-AM Stereo Hi-Fi Tuner (Multiplex add-in) **\$87.50**
only \$5 down




Y-712 Custom Superhet Citizen's Band Transceiver **\$79.95**
only \$5 down



Y-608 Lab AC VTVM with Automatic Range Selection. **\$99.50**
only \$5 down



Y-611 Lab DC Scope with Triggered Sweep and Plug-in Vertical Preamps (less Preamps) **\$285.00**
only \$10 down



Y-773 Super-Value 20-Watt Stereo Hi-Fi Amplifier **\$44.50**
only \$2 down



T-400 400-Watt Transmitter (AM and SSB add-ins available) **\$395.00**
only \$10 down



Y-708 1000 Ohm/Volt Pocket Volt-Ohm-Milliammeter **\$9.95**



G-30 Amateur Grid Dip Meter (1.5-300 mc) **\$22.95**
only \$2 down



Y-711 Ammeter-Voltmeter for Cars and Boats **\$10.75**



there's a money-saving **knight-kit** for every need

SEE PAGE AFTER PAGE OF FASCINATING KITS, INCLUDING:

NEW LOWEST TERMS

Only \$5 down (or less) on orders up to \$200; up to 24 months to pay. Fast handling—no red tape.

HI-FI KITS

- Stereo Deluxe Preamp
- 60-Watt Stereo Amplifier
- Stereo Control
- 25-Watt Amplifier
- 18-Watt Amplifier
- 12-Watt Amplifier
- FM-AM Tuner
- FM Tuner
- Speaker Systems and others

HOBBYIST KITS

- "Span-Master" Receiver
- "Space-Spanner" Receiver
- "Ranger" Radios
- "Ocean Hopper" Radio
- Clock-Radio
- Radio-Intercom
- 5-Transistor Portable
- 2-Transistor Pocket Set
- 2-Way Intercom
- Electronic Lab Kits
- Photoelectronic System, and many others

INSTRUMENT KITS

- DC VTVM
- Volt-Ohm-Milliammeters
- 5" Oscilloscopes
- Tube Checkers
- RF Signal Generator
- Signal Tracer
- Audio Generator
- Sweep Generator
- Battery Eliminator
- Capacity Checker
- Transistor Checker
- R/C Tester, plus many others

sold exclusively by **ALLIED RADIO**

the **Best News** in electronic kits for 1960

world's easiest-to-build kits
SAVE UP TO 50%

BUILD THE BEST



Y-774 Deluxe 40-Watt Stereo Amplifier (with Center Channel) \$79.50
only \$5 down




R-100 Amateur Communications Receiver (Hi-gain, with built-in Q-Multiplier) \$104.50
only \$5 down



Y-713 Citizen's Band Transceiver \$39.95
only \$2 down

SEE THEM HERE

- AMATEUR KITS**
 50-Watt Transmitter
 Self-Powered VFO
 100 kc Crystal Calibrator
 RF "Z" Bridge
 Code Practice Oscillator



Pioneers in the development of the world's finest electronic kits



our 39th year
THE WORLD'S LARGEST ELECTRONIC SUPPLY HOUSE

BEST... by Design!



with the exclusive **knight-kit**

MONEY-BACK GUARANTEE

KNIGHT-KITS are an exclusive product of Allied Radio. Every KNIGHT-KIT meets or exceeds published specifications, or we refund your money in full.

**BUY ANY KNIGHT-KIT! BUILD IT!
 IT MUST PERFORM EXACTLY AS CLAIMED
 - OR WE REFUND YOUR MONEY!**

only **knight-kits** have
"CONVENIENCE ENGINEERING"
 for easiest building... no previous
 electronic experience needed

Exclusive in Knights-Kits, "convenience engineering" means special attention to every detail: resistors are carded and numbered for easy selection... all parts and hardware are packaged in clear plastic bags for easy identification... wire is precut, stripped, tinned and color-coded to save time... special printed circuitry is used to eliminate complex wiring... all parts are top premium quality... you get everything—even the solder! Finally, Knight-Kit instructions are clear as crystal; step-by-step procedure and wall-sized picture diagrams make assembly a marvel of simplicity. Your final reward is proud enjoyment of the superior performance designed into your Knight-Kit.



FREE send for the value-packed 1960 ALLIED CATALOG

Write for the 1960 ALLIED Catalog featuring the complete KNIGHT-KIT line—see the **big news** in electronic kits—get this leading Buying Guide for everything in Electronics. Send for your **FREE** copy.

ALLIED RADIO CORP., Dept. 163-K9
 100 N. Western Ave., Chicago 80, Ill.


Send FREE 1960 ALLIED Catalog

Name _____

Address _____

City _____ Zone _____ State _____

POP'tronics Bookshelf



"BASICS OF MISSILE GUIDANCE AND SPACE TECHNIQUES" by Marvin Hobbs. Published by John F. Rider Publisher, Inc., 116 West 14th St., New York 11, N. Y. Total pages: 304. Two volumes with soft cover binding, \$3.90 each; two volumes in single cloth binding, \$9.00.

Here is the fascinating story of the many types of electronic and mechanical systems being used in our space exploration program. Coverage includes: principles of control and guidance, satellite theory and practice, telemetry, space navigation, etc. The style is not only authoritative but also unusually readable. Frequent use of large-sized pictorial diagrams makes the rather complex and intrinsically difficult subjects surprisingly easy to understand. If you're

at all interested in the problems raised by our attempted conquest of outer space, you'll find these volumes extremely interesting and maybe even exciting.



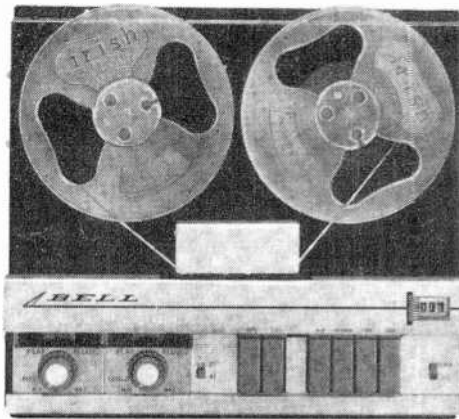
"TELEVISION SERVICING" by Alex Levy and Murray Frankel. Published by McGraw-Hill Book Co., Inc., 330 West 42nd St., New York 36, N. Y. 534 pages. Hard cover. \$7.75.

Designed for both laboratory and shop, this authoritative text gives practical, step-by-step procedures in the servicing of television receivers. It is recommended for the practicing television serviceman who wants to brush up on his knowledge of the subject, and also for the beginner who wants an easy-to-understand text. A chapter on home servicing includes a fully illustrated "trouble" index, showing photographs of the various distortions on the TV screen.



"STEREO—HOW IT WORKS" by Herman Burstein. Published by Gernsback Library,

**WHERE
THERE'S
A FINE
TAPE
RECORDER...**




*note to **BELL** owners*

*To insure optimum recording quality with your excellent machine, the recommended tape is **irish** #211 ... and for uninterrupted recording, **irish** #724 with its 6 lb. tensile strength gives you one full hour at 7½ i.p.s. Send for technical bulletin.*

ORR INDUSTRIES INC.
Opelika, Alabama

Always say you saw it in—POPULAR ELECTRONICS

This 54-Page Book is a Gold Mine
—Send for it Immediately!



REVEALS HOW YOU CAN GAIN QUICKER SUCCESS AND ASSURE A WELL-PAID CAREER IN ELECTRONICS

... let us show you how to have a bright career in

ELECTRONICS — COMMUNICATIONS — MANUFACTURING — GUIDED MISSILES INSTRUMENTATION — RADAR — COMPUTERS — AUTOMATION — ASTRONAUTICS — SERVOMECHANISMS — AERONAUTICAL ELECTRONICS — TELEMETERING

QUALIFY FOR A SECURE CAREER, NOT JUST ANOTHER JOB

It's the "Age of Electronics!" Men with *advanced* technological knowledge are in crucial demand. But there's no place for the mediocre man. Why take chances with your future? Why not begin now to qualify for an *important* position next year—or even sooner?

ELECTRONICS HAS GOOD-PAYING JOBS FOR TRAINED MEN LIKE YOU!

And only technically educated men can fill them. You can get your share, if you take time now to gain that indispensable *advanced* technical knowledge.

CREI offers you *advanced*, professional home study education in Electronic Engineering Technology, including SERVOMECHANISMS; COMPUTERS; RADAR; AUTOMATION; AERONAUTICAL ELECTRONICS; COMMUNICATIONS AND MANUFACTURING, and the ELECTRONIC PRINCIPLES ASSOCIATED WITH GUIDED MISSILES, TELEMETERING, ASTRONAUTICS and INSTRUMENTATION. You can choose your preferred course of study.

YOU NEED ADVANCED TECHNICAL KNOWLEDGE

Sure you have some experience. But the fellows with only partial technical knowledge move slowly, or stand still while you—the man with *advanced* technical education—plunge ahead in the golden world of electronics opportunities.

ACQUIRE NECESSARY EDUCATION AT HOME

Use spare-time hours for CREI Home Study as thousands of successful electronics engineering technicians have done since 1927. Get concentrated education in minimum time, then step into a good job and enjoy good pay in the mushrooming electronics industry. CREI courses are being studied *today* on the

DEW Line in the Antarctic—in Alamogordo and in Munich—by electronics experts in guided missile development and by telemetering technicians on the missile ranges.

CREI TRAINS YOU IN MINIMUM TIME AT HOME

Thousands of men before you have benefited quickly from CREI Home Study courses. Thousands of CREI graduates are now employed in industry here and abroad. Here is what they say:

"You can quote me as saying that it was the smartest money I ever invested in my life, and it has repaid me several hundred times in earnings, not to mention the confidence and security that accompanied mastery of radio and electronics, thanks to CREI."—Joseph Zelle/W8FAZ; Radio Engineer, WERE, Cleveland, Ohio.

SEND FOR FREE 54-PAGE BOOK RIGHT NOW

If you have the equivalent of a high school education, and are good at mathematics, and have some electronics experience—you can qualify for CREI Home Study and for the fruits which await you even before graduation.

Brand - New Course Added —Automation and Industrial Electronics Engineering Technology: Complete course covers all electronic phases of automation. Special emphasis on theory, functioning and applications of servomechanisms and computers. Also note-worthy: Lessons on machine control, instrumentation, data processing and telemetry.

VETERAN?

If eligible for training under the G.I. Bill, check coupon for information.

LIKE TO STUDY IN WASHINGTON?

CREI also offers resident courses at same high level day or night. Classes start often. Check coupon for Residence School catalog. Qualified residence graduates earn degree: "Associate in Applied Science" (Electronics experience is not required for admission to CREI Residence School).

MAIL THIS COUPON . . . TODAY!

CAPITOL RADIO ENGINEERING INSTITUTE
ECPD Accredited Technical Institute Curricula—Founded 1927
Dept. 1210 F, 3224 - 16th St., N.W., Washington 10, D.C.
Send 54-page book, "Insurance for Your Future in the New World of Electronics" and course outline.

- CHECK Radar, Servo and Computer Engineering Technology
FIELD OF Electronic Engineering Technology
GREATEST Communications Engineering Technology **Z**
INTEREST Television Engineering Technology
 Aeronautical Electronic Engineering Technology
 Automation and Industrial Electronics Engineering Technology

Name..... Age.....
Street.....
City..... Zone... State.....
CHECK: Home Study Residence School Korean Veteran

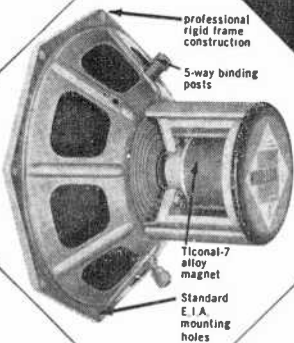
To obtain fast, immediate service and to avoid delay, it is necessary that the following information be filled in:

EMPLOYED BY.....
TYPE OF PRESENT WORK.....
EDUCATION: YEARS HIGH SCHOOL.....
OTHER.....
ELECTRONICS EXPERIENCE.....

NOW WITH NEW
TICONAL[®] VIII
MAGNETS
 (30% MORE POWERFUL THAN ALNICO)


Norelco[®]

T-7 LOUDSPEAKERS



AD-3800M

FD-5277M



... AND A NEW LINE OF ACOUSTICALLY MATCHED ENCLOSURES

The world's greatest buys on the basis of listening quality, the new T-7 series of 5" to 12" loudspeakers incorporates magnets of Ticonal-7 steel, the most powerful of magnet alloys, for maximum efficiency and damping... dual cones for wide frequency response... constant impedance resulting in an extremely straight response curve... longer effective air-gaps and extra high flux density to provide exceptional transient response and to eliminate ringing and overshoot. For descriptive literature write to North American Philips Co., Inc., High Fidelity Products Division, Dept. 3F7, 230 Duffy Avenue, Hicksville, Long Island, New York.



Bookshelf

(Continued from page 20)

Inc., 154 West 14th St., New York 11, N. Y. 224 pages. Soft cover, \$2.90; hard cover, \$5.00.

Considering how fast things are moving in the field of stereo, this book is amazingly up to date. For instance, the author covers the Crosby FM multiplex system, the Bell-Becker "time-delay" stereo system, four-track stereo tape, and the RCA tape cartridge—all of which are relatively new. Also included are descriptions of the Minter stereo record system, the CBS system, the Westrex system, etc.

By assuming that the reader has a degree of familiarity with monophonic hi-fi equipment, Mr. Burstein avoids wasting time and space answering such questions as "What is an amplifier?" "What is a tuner?" etc. This factor, coupled with the author's expert knowledge of the field and his ability to explain things clearly, makes this probably the best book yet to appear on the subject of stereo, especially for those who want to do more than just "scratch the surface."



"THE PURSUIT OF THE ATOM" by Werner Braunbek. Published by Emerson Books, Inc., 251 West 19th St., New York 11, N. Y. 250 pages. \$3.95.


This book covers the history of atomic research during the last 60 years. Dr. Braunbek traces the growth of our knowledge of the atom by explaining and relating the contributions made by many scientists in many countries. As bit by bit each new discovery "falls into place," the reader shares the excitement of the pioneer nuclear scientists. This interesting and illuminating book should provide several evenings of enjoyable and instructive reading.



"RAPID RADIO REPAIR" by G. Warren Heath. Published by Gernsback Library, Inc., 154 West 14th St., New York 11, N. Y. 224 pages. Hard cover, \$4.60; soft cover, \$2.90.

The old adage "Time is money" is particularly true when applied to radio repair. Since the cost of radios has been brought down to such a low level due to mass production techniques, the average customer

**FORMER SERVICEMEN:
MAKE
YOUR
SKILLS
PAY OFF
WHERE THE
AGE OF SPACE
IS REAL**



**AS
A SPECIALIST
IN THE
U.S. AIR FORCE**

With the new Age of Space, more and more men are finding that their previous military training can really pay off in the U. S. Air Force. If *you* have a skill the Air Force needs, you, too, can step into an important job. You'll work with the latest equipment, learn the newest techniques of your specialty — and look to a future that's guaranteed. Find out if there is a place for you, where the Age of Space is *real*. See your local Air Force Recruiter, or mail the coupon.



PASTE ON POSTAL CARD AND MAIL TO:

Prior Service Information, Dept. MP-910
Box 7608, Washington 4, D. C.

Please send me more information on the Air Force Prior Service Program.

Name _____
Address _____ Age _____
City _____ Zone _____ State _____

Bookshelf (Continued from page 22)

is reluctant to invest more than four or five dollars in a repair when he can buy a new radio for so little. Consequently, the only way the service technician can keep his customers happy and still make a profit for himself is to keep his charges down by completing his repairs with a minimum of wasted time. This book is an alphabetical aid for diagnosing and repairing modern radios with the greatest possible efficiency. Although the average technician will find that it covers a lot of familiar ground, the number of time-saving hints it contains should make it well worth its cover price.



"THE AUDIO CYCLOPEDIA" by Howard W. Tremaine. Published by Howard W. Sams and Co., Inc., 2201 East 46th St., Indianapolis 6, Ind. 1280 pages. \$19.95.

Containing 26 sections, this massive volume covers every imaginable aspect of the audio art. Over 3400 answers to questions relating to audio are found in its 1280 pages. The index alone occupies 54 pages. A par-

tial listing of subjects would include: basic principles of sound, methods of recording and reproduction, magnetic and optical film recording, test equipment, installation techniques, general information charts and tables, etc. *The Audio Cyclo-pedia* should prove invaluable to engineers, serious audiophiles, recordists, service technicians, students, etc.

Free Literature Roundup

Three CBS Electronics technical bulletins written by Bud Tomer have recently been published. The bulletins are: "Tubes and Transistors in Hi-Fi," "Transformer Design Notes for Transistorized Power Supplies," and "Thyratrons Are Different." For your copies, write to CBS Electronics Advertising Service, Parker St., Newburyport, Mass.

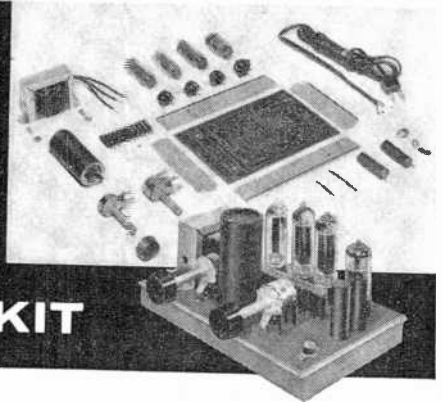
A complete new catalog has just been prepared by Centralab which lists over 1700 controls, capacitors, switches, and packaged circuits. If you would like a copy, drop a line to Centralab, 900 East Keefe Ave., Milwaukee 1, Wis.

-30-

Make extra profit on stereo conversions...

with this **ERIE**


AUDIO AMPLIFIER KIT



Get your share of the hot market in converting monaural hi-fi sets to popular stereo. Erie "PAC" Audio Amplifier Kits give you a second profit on your assembly time. Embossed circuit board and plug-in components require little assembly time to build this high-quality four-tube push-pull audio amplifier.


Frequency response: 30 to 12,000 cycles.

See your Erie Distributor for the complete-in-one-box Erie "PAC" Kit. Also ask him to show you the new Erie *single-element* ceramic stereo cartridge with the simplest construction and the highest-fidelity characteristics.



For the name of your nearest Erie Distributor, write to:

ERIE Electronics Distributor Division
ERIE RESISTOR CORPORATION
Erie, Pennsylvania



Edwin Felch, project director in charge of developing the Titan guidance system, holds the "voice" of the ICBM.

VOICE OF A GUIDED MISSILE

This is a missile-borne transmitter. It is the "voice" of a missile in flight... part of a new radio-inertial guidance system that was developed by Bell Telephone Laboratories for the Ballistic Missile Division of the Air Force.

This versatile system helped deliver the nose cone of a Thor-Able test missile precisely to its South Atlantic target area—5000 miles from Cape Canaveral, Florida. So accurately was the nose cone placed that a waiting group of ships and planes retrieved it in a matter of hours. It was the first nose cone ever to be recovered after so long a flight.

The command guidance system which made such accuracy possible combines precision tracking radar with a special Remington Rand Univac computer. Fed a steady stream of signals from the missile-borne transmitter, the ground-based equipment compares the missile's flight path with the preselected

path. Corrective steering orders are computed and transmitted automatically to the missile. The ground station monitors the progress of the flight continuously and obtains immediate evaluation of mission success. And since the principal control equipment is kept on the ground, expendable hardware in the missile itself is minimized.

This guidance system is a product of the Bell Laboratories-Western Electric development-production team. It is in production at Western Electric for the first operational squadrons of the Titan intercontinental ballistic missile.

Bell Labs scientists and engineers developed the world's most versatile telephone network and much of our nation's radar. They have constantly pioneered in missile systems. From their storehouse of knowledge and experience comes this new achievement in missile guidance.

BELL TELEPHONE LABORATORIES

World center of communications research and development



RESIDENT SCHOOL COURSES



Industry needs Electronic Technicians!

Let RCA train you in Advanced Electronics

This is the college-level training you need to work with professional engineers on research, development or production projects in such fields as: automation, guided missiles, radar, television, computers and other advanced electronic applications.

RCA Institutes Resident School in New York City offers this comprehensive course that prepares you for any field of electronics you may choose. Other courses in TV & General Electronics, Radio & TV Servicing, and Radio Telegraph Operating.

Classes start four times each year. Applications now being accepted for men and women. Approved for Veterans.



RCA INSTITUTES, INC.

SCHOOLS OF TELEVISION
AND ELECTRONIC TECHNOLOGY

A Service of Radio Corporation of America
Another Way RCA Serves Education
Through Electronics

RCA INSTITUTES, DEPT. PER-109

350 W. Fourth St., N. Y. 14, N. Y.

Please send me your FREE catalog of
Resident School courses in New York.




NAME..... please print

ADDRESS.....

CITY.....ZONE.....STATE.....

For Home Study Courses see ad on opposite page



Tips and Techniques

NEW IDEA IN HEAT SINKS

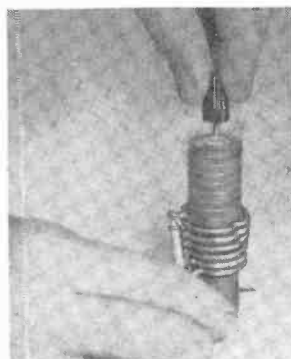
A very handy and inexpensive heat sink can be made from an ordinary small alligator clip by fastening a small piece of felt to each jaw with a spot of waterproof glue. In use, the felt is saturated with water and the clip is attached to the lead wire between



the soldering point and a heat-sensitive component. The water evaporating from the felt does a near-perfect cooling job.—*R. L. Winklepleck, Baltimore, Md.*

KNOBBS FOR SLUG-TUNED COILS

Solderless connectors make neat miniature knobs for the threaded shafts of slug-tuned coils. Experimenters and builders who use slug-tuned coils and transformers in miniaturized transistor radios for tuning and station selection will find these solderless connector knobs very helpful, since ordinary knobs won't fit the threaded shafts.—*Joseph A. Carroll, Brooklyn, N. Y.*



SPEED CHANGE

Variable speed for phonos with 2-pole motors can be obtained with a 500-ohm rheostat in series with the a.c. line. The rheostat will vary the voltage to the

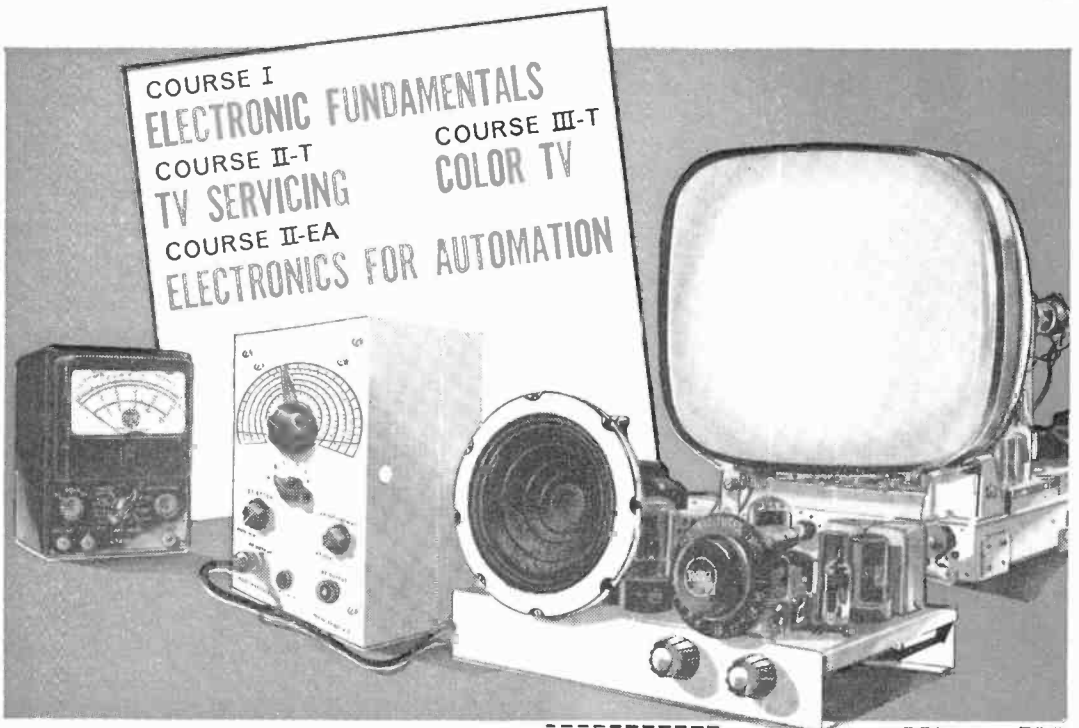
Always say you saw it in—POPULAR ELECTRONICS




RCA INSTITUTES



OFFERS YOU THE FINEST OF HOME STUDY TRAINING



The equipment illustrated and text material you get with each course is yours to keep. Practical work with very first lesson. Courses for the beginner and the advanced student. Pay-as-you-learn. You need pay for any one study group at a time.



SEND FOR THIS FREE BOOK NOW

FOR RESIDENT SCHOOL COURSES SEE AD ON OPPOSITE PAGE. ANOTHER WAY RCA SERVES EDUCATION THROUGH ELECTRONICS

RCA INSTITUTES, Inc. Home Study School ZPE-105

A Service of Radio Corporation of America
350 West Fourth Street, New York 14, N. Y.
Without obligation, send me FREE 64-page CATALOG on Home Study Courses. No salesman will call.

Name..... Please print

Address.....

City..... Zone..... State.....

Korean Vets! Enter discharge date.....

CANADIANS—Take advantage of these same RCA courses at no additional cost. No postage, no customs, no delay. Send coupon to:

RCA VICTOR COMPANY, LTD.
5001 Cote de Liesse Rd., Montreal 9, Que.

To save time, paste coupon on postcard

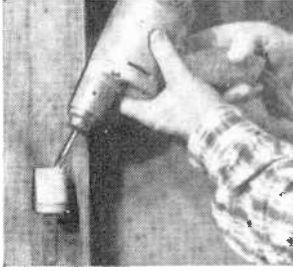
Tips

(Continued from page 26)

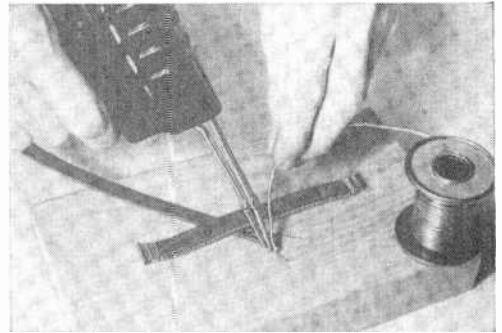
motor, thus varying its speed. This should be tried only with 2-pole motors, as better motors will overheat or stall.—*Hart Webber, Red Bank, N. J.*

OIL FOR DRILLING

The experimenter who uses his drill quite often can prolong the life of his drill bits by oiling them frequently during the drilling process. To do this conveniently, mount a small container filled with heavy oil on the wall. The drill bit can then be dipped in the oil at frequent intervals during the drilling process.—*Glen F. Stillwell, Manhattan Beach, Calif.*



throw it away—it can serve as a useful “third hand.” Just staple or tack it to a block of wood and you will have a handy gadget for holding wires or small parts



while you solder them. This type of watchband can be used for a variety of clamping jobs.—*John A. Comstock, Wellsboro, Pa.*

WATCHBAND ASSISTS SOLDERING

When your old expansion-type watchband is ready for the scrap heap, don't

PROTECTION FOR ANTENNA SCREWS

After a few months of exposure to bad weather, the screw terminals of TV and amateur rotary-beam type antennas become so badly corroded that they cannot be loosened. Before such an antenna is in-

QUALITY ELECTRONIC EQUIPMENT IN KIT FORM

BY

PACO


PACO, the kit division of *PRECISION* Apparatus Co., Inc., is the only line of test instrument kits engineered and produced under the auspices of a leading test equipment manufacturer. Over a quarter of a century of *PRECISION* know-how goes into every PACO kit, assuring you of superior quality, dependability and value.

Wherever your electronic interests lead you, there's a PACO kit to meet your requirements... each instrument outstanding in its class, superbly designed for maximum performance.



MODEL V-70

Rugged, versatile VTVM for all general purpose electronic testing. Balanced vacuum tube bridge circuit assures maximum sensitivity and stability. Kit Net Price: \$31.50 Factory Wired: \$47.50



MODEL S-50

High sensitivity 5" oscilloscope. Push-pull vertical and horizontal amplifiers, and 2 megacycle band width recommend the use of the S-50 for all radio, TV, FM and Hi-Fi applications. Kit Net Price: \$49.50 Factory Wired: \$84.50



MODEL T-60


Dependable, modern, lever operated portable tube checker for all up-to-date tubes. Available accessories adapt the

T-60 for picture tubes, including the new 110° deflection tubes. Kit Net Price: \$38.75 Factory Wired: \$54.50

Model	Description	Net Price	
		Kit	Wired
B-10	Battery Eliminator	\$41.95	\$49.50
C-20	Res-Cap-Ratio Bridge	\$20.95	\$31.50
G-30	RF Signal Generator	\$28.50	\$39.95
M-40	High Sensitivity V-O-M	\$31.50	\$37.50
S-55	Wideband 5" Oscilloscope	\$87.50	\$139.50
T-65	Transistor and Crystal Diode Tester	\$39.95	\$59.50
Z-80	RF-AF Signal Tracer	\$29.50	\$42.50
SA-40	40 Watt Stereo Preamp Amplifier	\$79.95	\$129.95
ST-45	AM/FM Stereo Tuner	COMING SOON!	

- Available at leading electronic parts distributors
- Write for latest descriptive bulletin

PACO Electronics Company, Inc.
A Division of *PRECISION* Apparatus Co., Inc.
70-31 84th Street, Glendale 27, L.I., New York
Export: 458 Broadway, New York 13, N.Y., U.S.A.
Canada: Atlas Radio Corp., Toronto 19, Ont.



**GREATEST
ADVANCE IN
SHOP-METHOD
HOME TRAINING**

EARN MORE MONEY...GET INTO TELEVISION ELECTRONICS-RADIO

Learn ALL 8 PHASES in ONE MODERN HOME-STUDY COURSE
At Home - In Spare Time

YOU GET ALL THIS NEWEST PRACTICAL EQUIPMENT

- Parts to build a modern TV set, including all tubes plus a large screen Picture Tube
- Parts to build a powerful Superhet Receiver, standard broadcast and short wave
- Parts to conduct many experiments and build Continuity Checker, RF Oscillator, TV Circuits, Audio Oscillator, TRF Receiver, Signal Generator
- A Valuable Professional Multitester



**19 BIG KITS
YOURS TO KEEP**

YOUR NATIONAL SCHOOLS TELERAMA COURSE COVERS ALL 8 PHASES

- | | |
|------------------------------------|--------------------------------|
| 1. TELEVISION, INCLUDING COLOR TV | 5. PREPARATION FOR FCC LICENSE |
| 2. RADIO, FM AND AM | 6. AUTOMATION |
| 3. INDUSTRIAL ELECTRONICS | 7. RADAR AND MICRO WAVES |
| 4. SOUND RECORDING AND HI FIDELITY | 8. COMMUNICATIONS |

YOU ARE NEEDED IN THE TELEVISION-ELECTRONICS-RADIO INDUSTRY! You can build a secure future for yourself if you get into Electronics NOW! Today's shortage of trained technicians creates tremendous opportunities. National Schools Shop-Method trained technicians are in constant and growing demand for high-pay jobs in Broadcasting and Communications, Electronic Research, Servicing and Repair, and many other branches.

Let National Schools, a Resident Technical School for over 50 years train you for today's unlimited opportunities in electronics! Our Shop Method trains you to be a MASTER-TECHNICIAN. Completely up to date, developed by experienced instructors and engineers, your Telerama Course will teach you all phases of the industry quickly, clearly and correctly. You can master the most modern projects, such as Color TV, printed circuits - even prepare for FCC License without taking a special

course. You can handle sales, servicing, manufacturing, or make good money in your own business. SEND FOR FACTS TODAY!

EARN AS YOU LEARN. Many of our students earn their entire tuition and more in Spare Time jobs we show them how to do while learning.

YOU GET EVERYTHING YOU NEED - Clear, profusely illustrated lessons, shop-tested manuals, modern circuit diagrams, practical job projects - all the valuable equipment shown above

- many other materials and services - consultation privilege with our qualified staff, and Graduate Employment Service. EVERYTHING YOU NEED for outstanding success in Electronics.

RESIDENT TRAINING AT LOS ANGELES

If you wish to take your training in our Resident School at Los Angeles, the world's TV capital, start NOW in our big, modern Shops, Labs and Radio-TV Studios. Here you work with latest Electronic equipment - professionally installed - finest, most complete facilities offered by any school. Expert, friendly instructors. Personal attention. Graduate Employment Service. Help in finding home near school - and part time job while you learn. Check box in coupon for full information.



MEMBER



FREE! Fully illustrated "Career" Book in TV-Radio-Electronics. PLUS actual sample lesson - yours at no cost, no obligation. CLIP COUPON NOW... MAIL IT TODAY!

APPROVED FOR G. I. TRAINING

NATIONAL SCHOOLS

4000 S. FIGUEROA ST., LOS ANGELES 37, CALIF.

NATIONAL SCHOOLS

TECHNICAL TRADE TRAINING SINCE 1905
LOS ANGELES 37, CALIFORNIA

GET FAST SERVICE - MAIL NOW TO

NATIONAL SCHOOLS, DEPT. R2G-109

4000 S. FIGUEROA ST.
LOS ANGELES 37, CALIF.

Rush free TV-Radio "Opportunity" Book and sample lesson. No salesman will call.

NAME _____ AGE _____

ADDRESS _____

CITY _____ ZONE _____ STATE _____

Check if interested ONLY in Resident School training at Los Angeles.
VETERANS Give date of Discharge _____

cuts 4x4 at 45°...6" log...


fine scroll work...complete safety

1/2 HP WEN

SOUPED-UP SABRE SAW

AMAZING—First and only portable electric saw to give you all these features!

- cuts a 6" board or 6" log yet cuts any pattern, too!
- cuts all metals up to 1/2" steel and 2" pipe!
- cuts 4x4 at 45° . . . fine pattern work in most any material, including sheet metal and sheet steel!
- does everything a pattern saw will do . . . out-performs a circular saw . . . works as band saw or nibbler, too!
- makes cuts only a chain saw could—until now!
- beautifully balanced, lightweight, smooth running . . . completely safe!



SPECIFICATIONS:

Motor: 110V 6 amp AC-DC.
 Length: 8". Width: 7". Height: 7 1/2".
 Weight: 6 lbs. Powerful 1/2 H.P. motor delivers 3400 strokes per minute; length of stroke: 1".
 3-wire 8 ft. cord with adaptor. Heavy duty roller and oilite bearings. UL listed under industrial classification.

only
\$44⁹⁵
 complete!

Look what you get! rip guide, circle cutter, 45° tilting base plate and 7 blade complement—the right blade for every job!

WEN PRODUCTS, INC.
 5810 NORTHWEST HIGHWAY, CHICAGO 31
 EXPORTED BY: SCHEEL INTERNATIONAL, CHICAGO

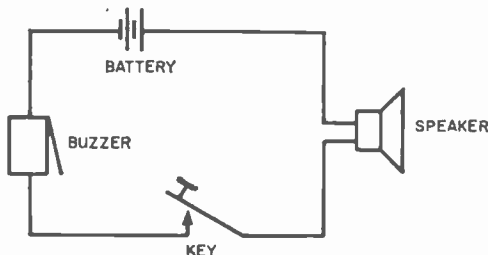
Tips

(Continued from page 28)

stalled, one should paint the screws with Insl-X, a plastic tool-handle dip of high insulating quality. It will act as a protective sheath that can easily be peeled off when necessary.—*Jerome A. Cunningham, Chicago, Ill.*

INCREASE CODE PRACTICE VOLUME

When the volume level of a code practice buzzer is not loud enough, try connecting a permanent magnet type loudspeaker in series with the buzzer and the battery as shown in the diagram. This will increase



the volume to a point where a whole class of code students will be able to follow the code.—*Howard S. Pyle, W7OE, Mercer Island, Wash.*

WARM THAT SPRAY CAN!

If you want your spray-on can of service chemicals to go further and apply easier, set the can in a pan of warm (not hot) water before using. This will make the chemical less viscous and it will spray much easier. *DON'T* overheat the can or heat it with a direct flame, for it may explode.—*John A. Comstock, Wellsboro, Pa.*

READING FADED TUBE LETTERING

When the type numbers of radio and TV tubes are obliterated to the point where they can't be read, try viewing them *through* the tube from the opposite side in a strong light. The numbers and letters are usually legible when observed in this manner provided that the interior of the tube isn't coated.—*Peter Barna, Wilmington, Calif.*

—50—

Please Note


When you submit "Tips" for publication in POPULAR ELECTRONICS, please include sufficient return postage; otherwise your "Tips" cannot be acknowledged or returned.

Pick the training you want!
choose-it-yourself... before enlistment

The Army's new "Choose-it-Yourself" System lets you do the choosing! Here's how it works: **1. choose** . . . before enlistment. Choose your training from fields like Construction Equipment Operation, Electronics, Missiles, Machine Accounting, Radar & TV Repair—and many more. **2. qualify** . . . before enlistment. Take aptitude and physical exams to qualify for your chosen training. **3. know** . . . before enlistment.

If you qualify, you know you'll get the training you like. Your choice is written right into your future Army record—guaranteed before you enlist.

no obligation! Choose, qualify and know—without the slightest obligation to enlist. This week, ask your Army recruiter to show you his complete list of available training fields.



CHOOSE IT




YOURSELF VOCATIONAL TRAINING SYSTEM

US ARMY

NEW products

COMPACT SPEAKER SYSTEM

The Esquire 200, recently announced by *Electro-Voice, Inc.*, Buchanan, Mich., is the latest addition to its line of ultra-compact




speaker systems. Drivers are a 12" long-throw woofer, an 8" mid-range speaker, and

a tweeter for the high frequencies. The manufacturer states that this system is ideal for use in pairs for stereophonic reproduction. Available in several hand-rubbed hardwood veneers.

SIX-METER CONVERTER

Features of the AMECO Model CB-6W six-meter converter include a 6BZ7 cascade r.f. amplifier and a 6U8A mixer-oscillator. Output frequency is crystal-controlled—any output frequency may be attained by changing the crystal and the tap on the output coil. Gain is 20 db with a noise figure better than 4 db. Power requirements: 117 volts d.c. at 16 ma.; 6.3 volts a.c. at .85 ampere. A separate power sup-



NOW YOU CAN SECURE A HIGH SALARIED • TOP PRESTIGE CAREER IN ELECTRONICS IN ONLY ONE YEAR!

ELECTRONICS is the fastest growing industry in America today, creating unlimited opportunities for high salaries, with rapid advancement in **INDUSTRY AND THE ARMED FORCES** for Bailey Trained electronic engineering technicians.

LARGE CORPORATIONS from coast to coast, and **BRANCHES OF THE ARMED FORCES** send recruiters to visit each graduating class at Bailey Tech, offering unusually high starting salaries.

BAILEY GRADUATES ARE BEING HIRED for such fascinating and interesting work as technical salesmen, research and development of guided missiles, electronic business machines and automatically controlled manufacturing plants, etc., also good **RATINGS IN THE ARMED FORCES.**

UP TO SEVEN TECHNICIANS are needed for every engineer... this, plus superior training is why Bailey Graduates are being paid more to start, and are advancing more rapidly than many men who have spent four years in training.

Resident training is easier and costs less than you may think! We provide housing and part-time jobs while in school, plus free nationwide employment service for graduates. If you want to quickly enter America's fastest growing and most exciting industry, write for free booklet... no obligation.

VETERAN APPROVED
BAILEY TECHNICAL SCHOOLS
1625 S. Grand • St. Louis 4, Mo.



This Minneapolis-Honeywell system controls hundreds of automatic manufacturing operations. Experience on live equipment is emphasized at Bailey and is another reason for the tremendous backlog of high pay positions waiting **BAILEY GRADUATES.**

MAIL TODAY

Please mail immediately this free booklet without obligation

Name _____

Address _____

City _____ State _____



INTRODUCING FOR THE FIRST
 TIME ANYWHERE A SELECT
 STOCK OF USED TUBES AT
 A FABULOUS LOW PRICE!

MICRO

ELECTRON TUBE

FOR ANY TUBE LISTED

37

ea.

\$35 PER
 HUNDRED
 ASSTD.

- Each and every tube is tested in our own laboratory for mutual conductance and life test.
- We guarantee FREE replacement for one year of any tube purchased from us which fails to function efficiently under any or all operating conditions. Prompt refunds are made on any defective merchandise.
- The advertised tubes are not necessarily new, but may be electrically perfect factory seconds or used tubes—each is clearly so marked.

This Month's Special Purpose Tubes!

TYPE	PRICE	TYPE	PRICE
0A2	.60	5J29	.50
0A3	.70	750TL	32.00
0A4	.75	807	1.00
0B2	.45	813	8.50
0B3	.65	815	1.70
0C3	.50	829B	7.00
0D3	.40	832	3.00
2C44	.75	832A	5.50
2D21	.55	843	.30
2E24	1.95	866A	1.05
2E26	1.95	872A	1.05
4X150A	8.50	884	.80
5R4GY	1.00	885	.75
6CJ	6.50	954	.20
6D4	1.50	957	.30
6X4W	1.00	2050	.90
100TH	6.75	2051	.75
AF200	9.00	5751	.90
218	8.00	5314A	.75
250TH	17.00	5879	.90
250TL	17.00	6080	2.75
3D4TL	35.00	6082	3.75
313C	1.25	6146	2.45
450TH	40.00	8020	.75
4E0TL	40.00		

0A2	SX8	6BH6	6SF5	7Z4	198G6G
0A4	5Y3GT	6BJ6	6SF7	12A8	19J6
1A7GT	5Y4G	6BK5	6SJ7	12AQ5	19T8
1B3GT	6A7	6BK7	6SK7	12AT6	24A
1H4G	6A8	6BL7GT	6SL7GT	12AT7	25AV5
1H5GT	6A84	6BN6	6SN7GT	12AU6	25BQ6
1L4	6AC7	6BQ6GT	6S07	12AU7	25DN6
1L6	6AF4	6BQ6GT	6S57	12AV6	25L6GT
1NSGT	6AG5	6BQ7	6T4	12AV7	25W4GT
1R5	6AG7	6B26	6T8	12AX4GT	25Z5
1O5GT	6AH4GT	6B27	6U8	12AX7	25Z6
1R5	6AH6	6C4	6V6	12AZ7	26
1I4	6AK5	6C5	6W4GT	12B4	26
1U4	6AL5	6C6	6W6GT	12BA6	35A5
1U5	6AL7	6C6	6X4	12BA7	35B5
1V2	6AM8	6CB6	6X5	12B56	35CS
1X2	6AN8	6CD6G	6X8	12BF6	35L6GT
2A3	6AQ5	6CF6	6YG	12B7	35W4
2AF4	6AQ6	6CF6	7A4/XXL	12B86	35Y4
3BC5	6AQ6	6CG7	7A5	12BR7	35ZSGT
3BN6	6AQ7GT	6CL6	7A6	12BY7	39/44
3B26	6AR5	6CMS	7A7	12C45	42
3CB6	6AS5	6CN7	7A8	12J5	43
3CF6	6AT6	6C56	7B4	12K7	45
3CS6	6AT8	6C6	7B5	12L6	50A5
3FL4	6AU4GT	6C6	7B6	12Q7	50B5
3Q4	6AUSGT	6D6E	7B7	12S07	50CS
3S4	6AUB	6DQ6	7B8	12S7	50L6GT
3V4	6AUB	6F6	7C4	12SK7	50X6
4BQ7A	6AV5GT	6H6	7C5	12SQ7	57
4B27	6AV6	6J4	7C6	12S7GT	58
5A58	6AW8	6J5	7C7	12V6GT	71A
5A78	6AX4GT	6J7	7C8	12X4	75
5AV8	6AX5GT	6K6GT	7E6	12Z3	76
5AW4	6B8	6K7	7E7	14A7	77
5BK7	6BA6	6K8	7E7	14B7	80
5J6	6BC5	6L7	7F7	14E6	80
5T8	6BC8	6M7	7H7	19	34/624
5U4G	6BD6	6Q7	7H7	19AU4GT	117Z3
5U8	6BE6	6S4	7Q7	19AU4GT	117Z6
5V4C	6BF6	6S8GT	7X7		
5V6GT	6BG6G	6SC7	7Y4		

WRITE DEPT. E1 FOR OUR FREE COMPLETE LIST OF TUBES & SPECIAL PURPOSE TUBES

ALL TUBES SENT POSTAGE PAID

Please send 25¢ handling for orders under \$5.
 Send 25% deposit on C.O.D. orders.
 Send approximate postage on Canadian and foreign orders.

WRITE FOR QUANTITY PRICES

**6000 RESISTORS!
 50W 25K SPRAGUE
 RESISTORS 30¢ ea.**

MICRO

ELECTRON TUBE CO.

P.O. BOX 55 Park Station,
 Paterson 3, N. J.

Make More Money Soon Fixing Electric Appliances

Train at Home in Spare Time



Better Pay—More Opportunities

Get into a field where there is important work and opportunity for the trained man. Millions of electric appliances are sold every year. Every wired home now has an average of 8. Many of them need service and repair. Owners pay well to have them fixed quickly, properly. This is your opportunity for a better job, your own part time or full time business. NRI can give you the training you need, at home, in your spare time.

Spare Time Earnings Start Soon

Soon after starting you will be able to earn extra cash fixing toasters, clocks, fans, vacuum cleaners, etc., for neighbors and friends. Keep your job while learning and earning. Put spare time to work for you. Work in your basement, garage, spare room. You'll be amazed how easily, quickly you, too, can start earning many extra dollars. NRI shows you how. Even before you finish training your spare time earnings may pay for the course and equipment.

NRI Sends Tester to Learn and Earn

You need proper equipment to service today's automatic appliances. With this course you get parts to build professional type, multi-use Appliance Tester. You learn to use it. Takes guess work out of servicing. Mail coupon for FREE book and Sample Lesson. See how easy it is to learn. Find out about NRI—a school that for more than 40 years has been training men, through home study, for success, good pay jobs. Our reputation, record, experience back up this course. Write now to: NATIONAL RADIO INSTITUTE, Dept. D4K9, Washington, D. C.



FREE Lesson and Book
Mail this NOW!

NATIONAL RADIO INSTITUTE

Dept. D4K9, Washington 16, D. C.

Send me Lesson and Book Free. No Salesman will call.

Name Age.....

Address

City Zone..... State.....

Accredited Member National Home Study Council


products

(Continued from page 32)

ply, Model PS-1, is also available. Price for the converter is \$27.50 wired, and \$19.95 in kit form. (American Electronics Co., 1203-05 Bryant Ave., New York 59, N. Y.)

ITALIAN RECORD CHANGER

Manufactured in Italy, the Lesa CD2/21 automatic record changer has recently been made available on the American market. The CD2/21 is a four-speed machine which



automatically intermixes records of all standard sizes. Special features are an extra-heavy turntable, four-pole motor, and an automatic click suppressor. Both stereo or monophonic cartridges are accommodated. For further information, write Lesa's American sales representative, *Electro-phono and Parts Corp.*, 530 Canal St., New York, N. Y.

TUBE CADDY-PAL


Hickok has recently introduced a combination tube-transistor tester and sensitive




VTVM designed to fit any popular tube caddy. The tube tester section performs




our
 British
 cousins
 at
 Collaro
 stress
 meticulous
 care and
 precision
 engineering
 in every
Collaro
 stereo
 record
 player!




The Constellation, Model TC-99—\$59.50




The Continental II, Model TSC-840—\$49.50



The Coronation II, Model TSC-740—\$42.50
 *The Conquest II, Model TSC-640—\$38.50



Transcription Turntable, Model 4TR-200—\$49.50



Manual Player, Model TP-59—\$29.95



Every Collaro stereo record player is built with typical British attention to every detail. They are precision engineered and rigidly tested to give truly professional performance and the ultimate in operating convenience. Here are some of the important features that make Collaro the logical choice for stereo or monophonic records. • Performance specifications exceed NARTB standards for wow, flutter and rumble —with actual performance test reports accompanying each model TC-99. • Extra-heavy, die-cast, non-magnetic turntables (weighing up to 8½ lbs.). Extra-heavy weight is carefully distributed for flywheel effect and smooth, constant rotation. • Shielded four-pole motors are precision balanced, screened with triple interleaved shields to provide extra 25 db reduction in magnetic hum pick-up. • Detachable five-terminal plug-in head shells (on TC-99, TSC-840, TSC-740, TP-59) provide two completely independent circuits, guaranteeing ultimate in noise reduction circuitry. • Transcription-type stereo tonearms are spring-damped and dynamically counterbalanced to permit the last record on a stack to be played with virtually the same low stylus pressure as the first. • All units are handsomely styled, available with optional walnut, blond and mahogany finished bases or unfinished utility base. There's a 4-speed Collaro stereo record player for every need and budget! Prices slightly higher in the West. For free catalog on the Collaro line, write to: Rockbar Corporation, Dept. PE-10 Mamaroneck, N. Y. (*Not shown. Similar in appearance to The Coronation.)

products


(Continued from page 34)

critical "fringe" tests of gas, grid emission, contact potential, leakage and shorts, while the transistor test section tests all standard transistors.

Model 820 measures volts in four ranges, from 1.5 to 750 volts. Three resistance ranges cover 1 ohm to 100 megohms. Price, \$99.55. (Hickok Electrical Instrument Co., 10514 Dupont Ave., Cleveland 8, Ohio.)

STEREO MULTIPLEX ADAPTER


An FM multiplex adapter announced by Fisher Radio Corp., 21-21 44th Drive, Long Island City 1, N. Y., makes possible the re-



ception of FM stereo broadcasts produced with the Crosby multiplex system. The MPX-10 can be connected to any FM tuner equipped with a multiplex output. Price, \$79.50. Cabinet, \$12.95 extra.

ANTENNA ROTATOR

Claimed to be the first 45° flasher rotator in the industry, the "Electric Eye Tenn-A-Liner," Model 9523, has just been an-



nounced by Channel Master Corp., of Ellen-ville, N. Y. As the antenna is rotated, the "electric eye" indicator signals in the following way: one steady flash signifies that



The Beautiful Schober CONSOLETTA

—only small organ with two full 61-note key-boards and 22 stops. Requires only 2'x3'2" floor space! Commercial value approximately \$1600 or more.

BUILD THIS SUPERB Schober ORGAN FROM SIMPLE KITS and save over 50%!

Give Your Family A Lifetime of Musical Joy With A Magnificent Schober Electronic Organ!

Now you can build the brilliant, full-range Schober CONSOLETTA or the larger CONCERT MODEL with simple hand tools! No skills are needed; no woodworking necessary. Just assemble clearly marked electronic parts guided by step-by-step instructions. You build from kits, as fast or as slowly as you please... at home, in your spare time — with a small table serving as your entire work shop.

Pay As You Build!

Start building your organ at once, investing just \$18.94! The superb instru-

ment you assemble is as fine, and technically perfect, as a commercial organ... yet you save over 50% on quality electronic parts, high-priced labor, usual store mark-up!

THE GREAT CONCERT MODEL meets specifications of American Guild of Organists

Free Booklet

Send for 16-page booklet in full color describing Schober organs you may build for home, church or school, plus articles on how easy it is to build your own organ and how pleasant it is to learn to play. Also available is 10" LP demonstration record (price \$2.00 — refundable on first order). Send for literature. No obligation and no salesman will call.

your own organ and how pleasant it is to learn to play. Also available is 10" LP demonstration record (price \$2.00 — refundable on first order). Send for literature. No obligation and no salesman will call.

Mail This Coupon For FREE Schober Literature And Hi-Fi Demonstration Record TODAY!



The Schober Organ Corp., Dept. PE-1, 2248 Broadway, New York 24, N. Y.

Please send me FREE full-color booklet and other literature on the Schober organs.

Please send me the 10" hi-fi Schober demonstration record. I enclose \$2.00 (refundable on receipt of my first kit order).

Name.....

Address.....

City..... Zone ..State.....

**WE'RE MAKING IT EASIER THAN EVER TO BECOME A WELL PAID
RADIO-TELEVISION SERVICE TECHNICIAN**

**NOW - Just \$6 Starts You Training in
RADIO-TELEVISION**

the **SPRAYBERRY** "Learn-by-Doing" Way . . .



**25 BIG, COMPLETE KITS
of PARTS & EQUIPMENT**



To help you learn fast the practical side of Radio-Television, we send you expertly engineered training kits to test and assemble for interesting, valuable shop-bench practice!

- The new Sprayberry Training Television Receiver, built and tested in 5 sections.
- Now offered... this fine modern oscilloscope.
- You build this powerful two-band superheterodyne radio receiver.

Big New CATALOG AND Sample Lesson FREE!



You build the new Sprayberry tester—a complete 18-range Volt-Ohm-Milli-ammeter test meter.

*** This great industry is begging for trained men . . . to step into good paying jobs or a profitable business of their own! Our new plan opens the doors of Radio-Television wide to every ambitious man who is ready to act at once!

Men by the thousands . . . trained Radio-Television Service Technicians . . . are needed at once! Perhaps you've thought about entering this interesting, top paying field, but lack of ready money held you back. Now — just \$6 enrolls you for America's finest, most up to date home study training in Radio-Television! Unbelievable? No, the explanation is simple! We believe Radio-Television *must* have the additional men it needs as quickly as possible. We are willing to do our part by making Sprayberry Training available for less money down and on easier terms than ever before. This is your big opportunity to get the training you need . . . to step into a fine job or your own Radio-Television Service Business.

Complete Facts Free — Act Now; Offer Limited

Only a limited number of students may be accepted on this liberal and unusual basis. We urge you to act at once . . . mail the coupon below and get complete details plus our big new catalog and an actual sample lesson—all free. No obligation . . . no salesman will bother you.

HOME STUDY TRAINING IN SPARE TIME

Under world-famous 27-year old Sprayberry Plan, you learn entirely at home in spare time. You keep on with your present job and income. You train as fast or as slowly as you wish. You get valuable kits of parts and equipment for priceless shop-bench practice. And everything you receive, lessons and equipment alike, is all yours to keep.

LET US PROVE HOW EASILY YOU CAN LEARN!

Radio-Television needs YOU! And Sprayberry is ready to train you on better, easier terms, than any ambitious man can afford. *Just \$6 starts you!* Mail coupon today . . . let the facts speak for themselves. You have everything to gain. Let us prove the kind of opportunity in store for you!

SPRAYBERRY Academy of Radio-Television

1512 W. Jarvis Avenue, Dept. 105-C, Chicago 26, Illinois

Mail This Coupon Now—No Salesman Will Call



Sprayberry Academy of Radio-Television
Dept. 105-C, 1512 W. Jarvis Ave., Chicago 26, Ill.
Please rush all information on your ALL-NEW Radio-Television Training Plan. I understand this does not obligate me and that no salesman will call upon me. Include New Catalog and Sample Lesson FREE.

NAME..... Age.....
ADDRESS.....
CITY..... ZONE..... STATE.....

products

(Continued from page 36)

the antenna is facing north; two flashes, east; three flashes, south; and four flashes, west. The rotator has high torque and can turn the heaviest fringe-area antennas. List price, \$33.95.

GENERAL-PURPOSE MIKE

American Microphone Mfg. Co., 412 South Wyman St., Rockford, Ill., is producing a new microphone, the Model D-10, which is equally useful in public address, paging systems, amateur work, and home recording. Frequency response is from 50 to 11,000 cps. Output impedance is 50 ohms and output level -57 db. List price, \$29.50. A similar high-impedance unit, Model D-10T,



has an output impedance of 40,000 ohms, an output level of -55 db, and is priced at \$33.00.

STEREO CARTRIDGE

Sonotone Corp., Elmsford, N. Y., has released its new Model 8TA ceramic stereo



cartridge. Having about 25% greater compliance than the older Model 8T, it will track in professional arms at as little as 3 grams pressure. Channel separation and uniformity of response have also been improved throughout the frequency range from 20 to 20,000 cycles. The Model 8TA cartridge comes equipped with dual sapphire styli. \$14.50.

-50-

Build the Best Portable... EICO®



6-TRANSISTOR RADIO RA-6

Kit \$29.95

Wired \$49.95

INCLUDES 7 C.F., LESS 9V BATTERY


Easy creative fun to build... a lifetime of big-set entertainment wherever you go... designed so that even the novice can build it & obtain a handsome professional assembly & outstanding performance. American-made modern super-heterodyne all-transistor circuitry, plus finest quality parts throughout, assure you of highest durability & stability.

- high sensitivity & selectivity • big-set volume & tone quality with 4" x 6" PM speaker & 250 mw push-pull audio output stage • built-in Ferrite rod antenna for good reception in any location • pre-aligned RF & IF transformers
- planetary vernier tuning (7:1 reduction) for easy station selection & tuning • high-impedance earphone jack for private listening; eliminates drain of output stage when using earphone • attractive tan leatherette case, retractable handle
- compact: 8 1/2" w, 4 1/2" h, 2 1/2" d. Only 3 lbs.

Build the BEST BUYS in "HAM" gear...



*U. S.
Pat. No.
D-184,776



90-WATT CW TRANSMITTER #720

Kit \$79.95 Wired \$119.95
"Ideal for veteran or novice" — ELECTRONIC KITS GUIDE. "Top quality" — POPULAR ELECTRONICS. "Well designed" — ELECTRONICS WORLD. 80 thru 10 meters with one-knob band-switching. Full "clean" 90W input, 65W external plate mod. Matches loads 50 to 1000 ohms. May be used as basic exciter unit. TVI shielded. Tubes: 6146, 6CL6, 2-6AQ5, G234. Attractive "living room" low-silhouette design. 15" w, 5" h, 9" d.



UNIVERSAL MODULATOR-DRIVER #730

Kit \$49.95 Wired \$79.95
Cover E-5 \$4.50

Delivers 50W undistorted audio. Modulates transmitters having r.f. inputs up to 100W. Unique over-modulation indicator. Output transformer matches 500-10,000 ohms. Low-level speech clipping & ltering. Inputs for stat or dynamic mikes, phone patch, etc. 7 tubes. 6" h, 14" w, 8" d.



GRID DIP METER #710

Kit \$29.95 Wired \$49.95
Includes complete set of coils for full band coverage. 400 kc-230 mc in 8 overlapping ranges. 500 ua meter. Plug-in coils are pre-wound, pre-calibrated to 0.5% accuracy. Transformer-operated power supply 2 1/4" h, 2 1/4" w, 6 7/8" l.

Compare — judge for yourself — at your neighborhood EICO distributor. For free catalog on 65 models of EICO test instruments, hi-fi & "ham" gear, fill out coupon on Page 40. Add 5% in the West.

ELECTRONIC INSTRUMENT CO., Inc., 33-00 N. Blvd., L. I. C. 1, N. Y.

NOW READY! McGraw-Hill's New Train-Yourself Course

TELEVISION AND
RADIO REPAIRING

REPAIRING
RECORD CHANGERS

PROFITABLE RADIO
TROUBLESHOOTING

PRACTICAL RADIO
SERVICING

PROFITABLE
TELEVISION
TROUBLESHOOTING

**6 BIG
VOLUMES**

Including
Home Course
Outline!
Shows how
to Get
Ahead Fast.

FIX TV RADIO and RIGHT AWAY RECORD CHANGERS

— even if you've never looked inside a set before!



AT LAST — at Amazing LOW COST — The Most Complete TV-Radio Repair Course Ever Published. TELLS and SHOWS how to Do Every Job Quickly and Easily — Make GOOD MONEY, Full or Spare Time in the BOOMING Repair Business

AFTER 10 YEARS OF PREPARATION — McGraw-Hill's new 6-Volume Course brings you everything you need to know to "cash in" on the TV-RADIO boom. Over 2,350 pages of money-making "know-how" by top factory engineers and electronic experts. **THREE** giant REPAIR MANUALS tell and show how to FIX every trouble the *easy way*. **TWO** huge TROUBLESHOOTERS tell exactly WHERE to begin, WHAT tools to use, HOW to "polish off" every job. Complete Home Study Volume guides you every step of the way, tells how to get ahead fast as a repairman — build up your own business, full or spare time, for **BIG PROFITS!**

EARN While You Learn

Tested — and now used in top schools, and repair shops — Course volumes are simple enough for green beginners, amazed "pros" with new easy methods. Starts you doing simple repairs — and earning money — from very first chapter. ABC pictures and directions make tougher jobs a "snap." Before you finish you can earn many times its cost.

NO previous training needed. NO complicated formulas. **PLAIN ENGLISH**

pictures and directions cover ANY job on EVERY set — tubes, circuits, speakers, new a-c/d-c portables, Color TV, even what to charge for every job!

BIG MONEY — Spare or Full Time

Forget lack of experience. Forget your age. Over 40 MILLION TV sets, 130 MILLION radios — and the shortage of repairmen — mean big money for you. Course makes it easy to "cash in," spare time or full, start your own business, enjoy your work and a big bank account!

SEND NO MONEY

Try Course 10 days FREE. (We pay shipping!) If you don't agree it can get

you started in a money-making repair business — return it, pay nothing. Otherwise keep it. Earn while you learn; and pay the low cost on easy terms. Mail coupon NOW. McGraw-Hill Book Co., Dept. PEL-10, 327 West 41st St., New York 36, N. Y.

Examine
Entire Course
FREE
for 10 Days!

PARTIAL CONTENTS

- 1 Television and Radio Repairing — Testing, repairing, replacing parts, 566 pages. 700 "This-Is-How" pictures, diagrams. By John Markus. Feature Ed., Electronics Magazine.
- 2 Practical Radio Servicing — Easy-to-follow directions, diagrams, drawings — with job sheet for every repair job. 509 pages. 473 illus. By William Marcus. Alex Levy. Electronic Training Experts.
- 3 Profitable Radio Troubleshooting — WHERE to look and WHAT to do for every trouble. How to avoid costly mistakes. Handle customers profitably. 330 pages. 153 "how-to" illus. By William Marcus, Alex Levy.
- 4 Profitable TV Troubleshooting — Short-cuts to SPOT and FIX every trouble — fast, for big profits. By Eugene A. Anthony. Service Consultant, General Elec. Co.
- 5 Repairing Record Changers — Step-by-step pictures and directions — how to set up service bench, etc. 278 pages. 202 A-B-C pictures. By Eugene Ecklund, Eng. DuMont Lab., Inc.
- 6 Complete Home Course Outline — Getting started in television and radio servicing. How to get the most out of your Course. How to get ahead FAST. By John Markus.

**THIS AMAZING
OFFER SAVES
YOU \$11.85!**

THIS COUPON SAVES YOU \$11.85

McGraw-Hill Book Co., Dept. PEL-10,
327 West 41st St., New York 36, N. Y.

Send me — postpaid — for 10 DAYS' FREE TRIAL the 6-Vol. McGraw-Hill TV, Radio and Changer Servicing Course. If okay, I'll remit only \$4.95 in 10 days; then \$5.00 monthly for 5 months. (A total savings of \$11.85 on the regular price of the Course and Detect-O-Scopes.) Otherwise, I'll return Course in 10 days; pay nothing.

ALSO send FREE (to keep whether or not I keep the Course) the 3 TV, RADIO, and CIRCUIT DETECT-O-SCOPE CHARTS, — total value \$3.00.


Name _____ (Please Print Clearly)

Address _____

City _____ Zone No. _____ State _____

CHECK HERE if you prefer to enclose first payment of \$4.95 with coupon. Same easy pay plan. same 10-day return privilege for full refund. PEL-10

Free ALL THREE Valuable Repair Aids: TV, RADIO, and CIRCUIT Detect-O-Scopes (Total Retail Value \$3.00)



FREE — whether you keep the Course or not — THREE amazing DETECT-O-SCOPE Charts. TV and RADIO Scopes enable you to spot all tube troubles in a jiffy. CIRCUIT Scope spots all circuit troubles. Make fix-it jobs easier, faster. 16 x 21 inches. ALL THREE (worth \$3.00) yours FREE while they last on this introductory offer.

the experts say
your BEST BUY
 is **EICO**...


EICO, 33-00 Northern Blvd., L. I. C. 1, N. Y. PE-10
 Show me HOW TO SAVE 50% on 65 models of top-quality:

HI-FI TEST INSTRUMENTS "HAM" GEAR
 Send FREE catalog & name of neighborhood EICO dealer. Send free STEREO Hi-Fi Guide.


NAME.....
 ADDRESS.....
 CITY..... ZONE..... STATE.....

ADD 5% IN THE WEST

...in
STEREO and MONO HI-FI



STEREO Dual Amplifier-Preamplifier HF81
 Kit \$69.95.
 Wired \$109.95.
 "Excellent" — SATURDAY REVIEW; HI-FI MUSIC AT HOME.



STEREO Dual Preamplifier HF85
 Kit \$39.95.
 Wired \$64.95.
 "Extreme flexibility... a bargain" — HI-FI REVIEW



STEREO Dual Power Amplifier HF86
 Kit \$43.95.
 Wired \$74.95.

10W STEREO Dual Power Amplifier HF87 Kit \$14.95 Wired \$114.45



Mono Preamplifier HF65A:
 Kit \$29.95.
 Wired \$44.95.
 With Power Supply HF65:
 Kit \$33.95. Wired \$49.95.



Mono Power Amplifiers (60, 50, 35, 30, 22, 14-Watt; use 2 for Stereo) from Kit \$23.50. Wired \$41.50.



Mono Integrated Amplifiers: (50, 30, 20, 12-Watt; use 2 for Stereo) from Kit \$34.95. Wired \$57.95.



FM Tuner HFT90
 Kit \$39.95*.
 Wired \$65.95*.
 Cover \$3.95.

"Less Cover, F.E.T. incl.

"One of the best buys you can get in high fidelity kits" — AUDIOCRAFT Kit Report.
 AM Tuner HFT94
 Kit \$39.95. Wired \$65.95, incl. Cover & F.E.T.



2-Way Bookshelf Speaker System HFS1 complete with factory-built cabinet: \$39.95.



NEW! COMPLETE STEREO DUAL AMPLIFIER AF-4
 Kit \$38.95
 Wired \$64.95

TRUE Hi-Fi quality to drive hi efficiency speakers to concert volume.

...and in
TEST INSTRUMENTS



New Power & Bias Supply for Transistorized Eqp., #1020
 Kit \$19.95.
 Wired \$27.95.



New TUBE & CRT FIL. Tester #612
 Kit \$3.95.
 Wired \$5.95.
 Fast-checks radio/TV tubes, pilot lamps, etc.



RF Signal Generator #324
 Kit \$26.95.
 Wired \$39.95.



Miniaturized Multi-Signal Tracer #145A
 Kit \$19.95.
 Wired \$28.95.



1000 Ohms/Volt V-O-M #536
 Kit \$12.90.
 Wired \$14.90.



Series/Parallel R-C Combination Box #1140
 Kit \$13.95. Wired \$19.95
 1350 Combinations!



Vacuum Tube Voltmeter #221
 Kit \$25.95.
 Wired \$39.95.



5" Push-Pull Scope #425
 Kit \$44.95.
 Wired \$79.95.



DC-5 MC 5" Scope #460
 Kit \$79.95.
 Wired \$129.50.



6V & 12V Battery Eliminator & Charger #1050
 Kit \$29.95. Wired \$38.95.
 Extra-filtered for transistor eqpt. #1060
 Kit \$38.95. Wired \$47.95



Peak-to-Peak VTVM #232 & Uni-Probe (pat. pend.)
 Kit \$29.95.
 Wired \$49.95.



Tube Tester #625
 Kit \$34.95.
 Wired \$49.95.



R-C Bridge & R-C-L Comparator #950B
 Kit \$19.95.
 Wired \$29.95.

IN STOCK! Compare, take them home — right "off the shelf" — from 2000 neighborhood dealers. Over 1 MILLION EICO instruments in use throughout the world.

© 1959, ELECTRONIC INSTRUMENT CO., INC., 33-00 N. BLVD., L. I. C. 1, N. Y.

◀ See Page 38 for EICO'S BEST BUYS IN "HAM" GEAR and TRANSISTOR RADIOS.



The New Look

in Airborne Electronics

**By
ART ZUCKERMAN**

"Tomorrow's"


avionics systems

are already in use today

ON A CLEAR August day in 1910, a be-goggled boot-shod aviator named James McCurdy guided a kite-like Curtiss biplane through the air over Sheepshead Bay, New York. Aloft with him was a crudely packaged collection of coils, capacitors, and wires. As he piloted his craft over the bay, McCurdy tapped away on a telegraph key. On the ground nearby an associate listened intently to a radio receiver, transcribing the crackling dit-dahs into:

Horton: Another chapter in aerial achievement is recorded in the sending of a wireless message from an airplane. McCurdy.

Thus it was that James McCurdy became the father of avionics—aviation electronics. Although he certainly guessed the significance of his achievement,



Autopilots such as this Sperry unit control airplanes electronically. Here, the pilot makes a turn by adjusting a knob on the autopilot instead of using manual controls. Regular controls can override the autopilot if an emergency situation should occur.

McCurdy probably never dreamed that the next half century would see electronic gadgetry become almost as important to a plane as its rudder.


Today electronic systems not only provide a pilot with a means of keeping in contact with airports and other planes. They show him his course. They warn of bad weather ahead. They enable him to make a perfect landing in complete darkness. They take over so much of the flying job that, in some cases, the pilot just goes along for the ride.

Just how far and how fast aviation electronics has come along is suggested by comparing today's aircraft with the flying machines of World War II. The Norden bombsight of wartime days weighed 50

pounds, cost \$8000; today's radar-computer bombsights weigh 2000 pounds, cost \$250,000. A typical World War II fighter had 1545 feet of wiring; a jet fighter today carries 23,000 feet of wire. The modern fighter has nine electronic communications systems, three times as many as a World War II job.


Electronics Takes Flight. Electronics played handmaiden to many of aviation's greatest achievements. As we all know, Lindbergh made the first non-stop solo crossing of the Atlantic in 1927. But few people remember that, in 1919, six Navy airmen flew a NC-4 flying boat over the big pond. All the while they kept in touch with the fleet via wireless telegraph.

In 1933, Sperry Gyroscope Co. teamed



Optical gunsight in F-104 Starfighter, part of General Electric fire-control system, helps pilot aim and fire. It tells him when target is within range, when to fire, and when the plane has come dangerously close to the target.

Simplified model of the electro-mechanical linkage used in the B-58's adaptive control system. Designed by Bendix Aviation, this system prevents the pilot from oversteering the plane.



up with Wiley Post to startle the world with a new super-gadget, the automatic pilot. Post soloed around the world in his "Winnie Mae," enjoying cat naps while the autopilot watched the store. When he fell deeply asleep, a wrench tied to his wrist would fall out of his hand, literally yanking him back to wakefulness.

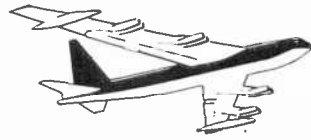
As the Thirties rolled by, avionics started making life a lot safer for the average flyer. A pilot who lost his way had little to fear with a radio direction finder aboard. All he had to do was tune it until he got a local radio station, take a bearing, and fol-

low the broadcast right to its home town.


The radio altimeter was another life saver. With one of these electronic gadgets, a pilot didn't have to worry about finding himself skimming treetops while staring at an air-pressure device which gave him an altitude reading of 5000 feet. The radio altimeter avoided the problems inherent in barometric altitude devices by bouncing a beam off the ground and electronically measuring how long it took to come back;



Moving map above pinpoints location of helicopter in Bendix-Decca navigating system. Stylus receives signals from ground transmitters and interprets them into course line. The speed of the map moving on rollers matches the speed of the helicopter.



TV-like displays like that below will take the place of cluttered instrument panels in aircraft of the future. The necessary information is generated by a small computer. (Official U. S. Navy photograph)



this time difference was then converted into an accurate altitude reading.

When the second World War came along, both aviation and electronics got a big boost. Radar and other devices were introduced which have become an important part of the flying scene. Take the Norden bombsight, for instance.

As a Norden-equipped B-17 got set to start its bomb run, the navigator would call out on the interphone: "Give me second station." With the usual "Roger," the pilot would then flip a switch on the autopilot and sit back. The bombardier, hunched over his sight, would twist a dial first one way and then the other, making the plane change course as if it were a huge gun he was sighting. Then bombs away, and the pilot would take over again.

Remote Control Pilots. The Norden system was one of the first practical remote control link-ups with an autopilot. Some of the systems we have today are even more awe-inspiring. The SAGE (Semi-Automatic Ground Environment) air defense system, for example, picks up approaching planes on its radar and tells which way they are going and at what speed. But that isn't all. Through a radio link-up with the autopilots of our fighter planes, SAGE can actually fly the planes automatically to the "intercept" point.

A similar system has been devised to

give carrier-based naval pilots an electronic assist during landings at sea. Today's naval aviator need only get into his carrier's traffic pattern, and his troubles are over. Radar on the flight deck keeps him under watch and a radio-controlled autopilot jockeys the plane around for him. If a sudden gust of wind or a rough sea throws off the approach, the plane gets an electronic wave-off. All the pilot has to do is cut his switches once he's safely on the deck.

Electronic Fire Control. Few things are more important in a warplane than the ability to aim and fire with precision. During World War II, when high-speed planes would get out of range before the gunners could figure out where to point their weapons, it became obvious that electronic help was necessary. Such help was provided by the building of electronic calculators and servo systems right into the gunsight system. With this arrangement, if the flyer could recognize what was coming at him

(Continued on page 130)

Build a Novice Band Receiver

Two-tube regen circuit features wide bandspread

on 80, 40 and 15 meters

HERE IS a receiver which uses only two tubes, requires no alignment, yet will give the average low-priced superhet a run for its money in Novice band c.w. reception. And it has an important advantage usually found only in expensive communication receivers: the Novice bands are spread over a large portion of the main tuning dial for easy tuning. For example, the 80-meter c.w. band occupies almost half the total dial space on the main tuning dial, a big aid to the beginner in finding the band and tuning in stations.

Two octal base tubes are used in the receiver. The 6SN7 and the 6V6 are readily available types, with tube sockets large enough so that soldering is easy. Likewise, layout is "wide open" for ease of wiring. Coil winding is no problem as coils are

available "ready made" (although they have to be modified slightly).

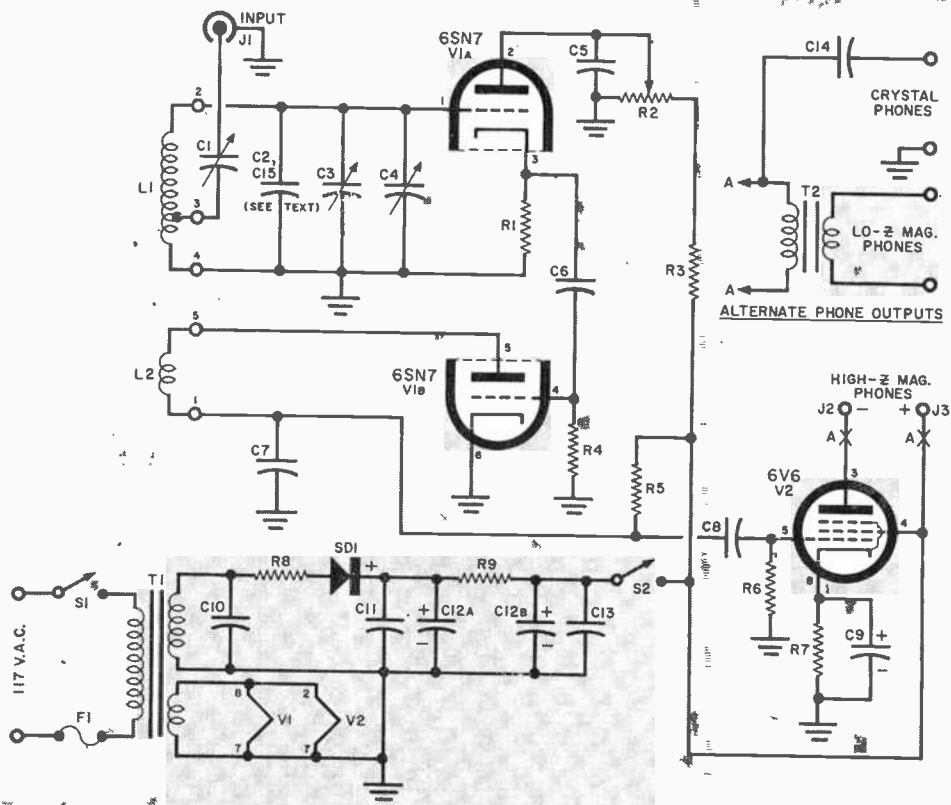
Construction. Drill and cut the chassis and front panel following the layout shown in the illustrations. Notice that the tubes and coils are located close to the front panel to keep tuning leads short and to provide shielding from hand-capacity effects. The power supply is at the rear of the chassis.

The coils are the heart of the receiver, so prepare them with care. One plug-in coil ($L1$, $L2$) is used for each of the three Novice bands. In order to achieve high "C," each coil is used on a *lower* frequency than that for which it is marked when it comes from the factory. For example, the coil used to tune the 80-meter band is a 40-meter B&W, 25-watt "Baby" inductor, the type ordinarily used in small transmitters. A similar B&W 20-meter coil is used for receiving the 40-meter band, and a 10-meter coil for 15 meters.

There are several coil modifications to be made. On both the original 40-meter and 20-meter coils, a 100- μ f. silver mica capacitor is soldered *across* the total coil winding. As shown on the coil socket diagram, this capacitor is connected to pins "2" and "4." On the original 10-meter coil, no capacitor is used; however, the center tap on the coil is moved over and resoldered so that it is approximately $1\frac{1}{2}$ turns from



By
JOHN STOCKTON



Phones used with receiver can be crystal, low-impedance or high-impedance type. If output circuit for crystal or low-Z phones is employed, transformer T2 should be mounted away from tuning coils.

PARTS LIST

C1—3-30 μ f. mica trimmer capacitor
 C2, C15—100- μ f. silver mica shunt capacitor (one used to modify 40-meter coil for 80 meters, the other to modify 20-meter coil for 40 meters)
 C3—100- μ f. variable capacitor
 C4—15- μ f. variable capacitor
 C5—0.5- μ f. (or higher), 200-volt capacitor
 C6—250- μ f. mica capacitor
 C7—100- μ f. mica capacitor
 C8—.01- μ f., 400-volt capacitor
 C9—20- μ f., 25-volt electrolytic capacitor
 C10—.005- μ f., 600-volt paper capacitor
 C11, C13—.01- μ f., 600-volt capacitor
 C12a/C12b—Dual 30- μ f., 150-volt electrolytic capacitor
 C14—.01- μ f., 600-volt capacitor (used with crystal headphones)
 F1—1-amp. fuse and holder
 J1—Antenna jack
 J2, J3—Pin tip jacks
 L1, L2—See text
 R1—4700-ohm, 1-watt resistor

R2—100,000-ohm, 2-watt potentiometer (Ohmite CU1041 or equivalent)
 R3—47,000-ohm, 2-watt resistor
 R4—1.5-megohm, 1/2-watt resistor
 R5, R6—470,000-ohm, 1-watt resistor
 R7—2500-ohm, 2-watt resistor
 R8—47-ohm, 1-watt resistor
 R9—1000-ohm, 2-watt resistor
 S1, S2—S.p.s.t. toggle switch
 SD1—Silicon diode, 50 ma. or higher
 T1—Power transformer; secondaries, 125 volts, 50 ma.; 6.3-volt, 2-amp. filament winding (Merit P-3045 or equivalent)
 T2—6V6 output transformer, single plate-to-voice coil (see schematic diagram)
 V1—6SN7 tube
 V2—6V6 tube
 1—2" x 8" x 10" chassis
 1—8" x 11" aluminum front panel
 Misc. hardware, grommet, terminal lugs, five-prong ceramic coil socket, octal tube sockets (two—one ceramic)


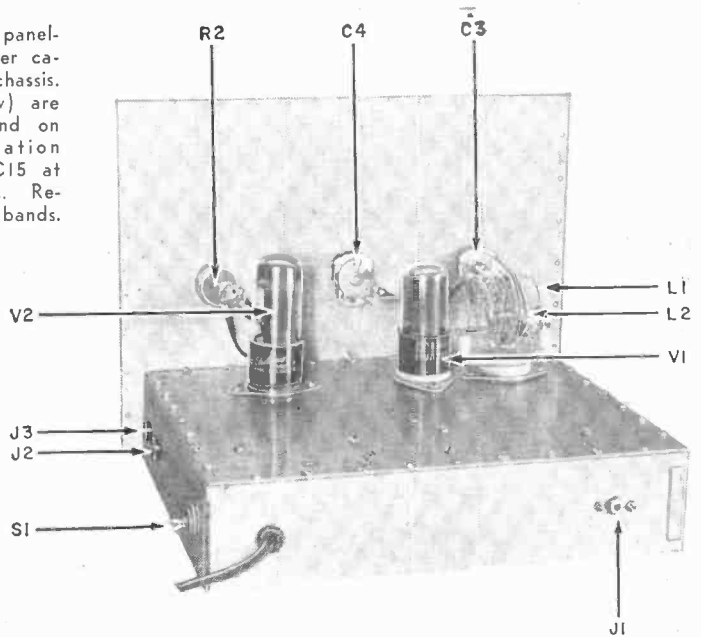
the pin 4 end of the coil (closer to "ground" to reduce antenna coupling).

Once the above modifications are completed, the next step is to add tickler windings. This is very easy to do, except that care is needed to avoid the possibility of

improper polarization of windings. Start out by looking at the bottom of the modified 40-meter coil, with the pins facing you.

As shown on the socket diagram, this tickler winding starts with unused pin 1. Solder one end of a piece of hookup wire in

All receiver controls are panel-mounted except antenna trimmer capacitor C1, located under the chassis. Tuning coils (see photos below) are modified for specific ham band on which each is used; note location of shunt capacitors C2 and C15 at base of 80- and 40-meter coils. Re-label coils for new operating bands.



this pin. Then make three turns around the center of the coil and solder the remaining free end of the wire into unused pin 5. It is important that this winding, like the winding already on the coil, be in a clockwise direction.

The tickler for the modified 10-meter coil should also have three turns, while the tickler on the modified 20-meter coil should be wound with two turns.

Testing and Adjustments. Before applying power, it is a good idea to "polarize" high-impedance magnetic headphones by making certain that the B-plus lead of the phones goes to the B-plus in the set. One pin on most magnetic headphones has this lead identified by a colored stripe (usually red). Low-impedance magnetic headphones or crystal headphones must *not* be placed in the plate circuit of the 6V6. See the

schematic diagram for circuits used with various headphones.

There are two power switches. The "stand-by" switch (S2) on the front panel is used to shut off the receiver when you are transmitting. At the side of the chassis is the main power switch (S1).

In testing the set, first connect the antenna and ground. The antenna can be a single wire, preferably 60' or longer, erected as high as possible. While the set will work on an indoor antenna run around the room, much better results can be expected from a good outdoor antenna, for example, your transmitting antenna. Any type of convenient jack or terminal can be used for the antenna connector (J1). The chassis should be grounded to a cold water pipe or other good ground.

(Continued on page 126)



**LOOK
and LISTEN
with a
Sunglasses
Radio**

IF YOU THINK you've seen everything, stop a minute and take a look at this! It's a three-transistor radio built into a pair of sunglasses. And it really works!

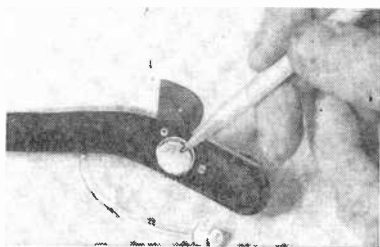
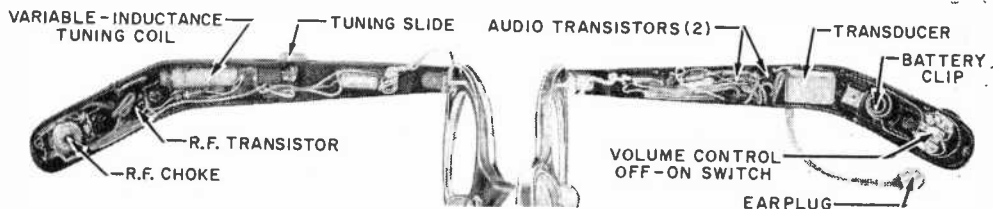
The electronic components are fitted into the arms of the sunglasses. The left arm contains the r.f. circuitry—including an r.f. transistor, a diode, and a sliding-core variable inductor which is used to tune in the stations. All the audio circuitry is housed in the right arm; the audio components include two transistors, a transducer, and a combination volume control and on-off switch. A flexible plastic tube connects the transducer to the plug which fits into the right ear.

In the New York area, six local stations were picked up clearly with this radio, and the sensitivity seemed to be quite good over the entire broadcast band. Due to the low number of tuned circuits, selectivity was not particularly good, and some stations spilled over onto their next-door neighbors; in areas where fewer stations are on adjacent channels, however, the selectivity should be quite adequate. The audio response is peaked to some extent in the mid-range, but the audio quality is surprisingly good.

Powering the radio is a thumbnail-sized mercury cell battery. This 1.3-volt midget is estimated to run the receiver for about 160 hours of continuous operation. Replacement batteries (Mallory RM625 or equivalent) are available from most radio parts stores for 35 cents each.

Everything considered, the sunglasses radio packs an amazing wallop. Marketed by Lafayette Radio, this Japanese import is priced at \$24.50.

—50—



▲ Major components of the sunglasses radio are pointed out above. A total of three transistors is used.

◀ "Swing-up" cover for the battery compartment makes the tiny mercury cell battery easily accessible.

Build a



By
HARRY KOLBE

SUPER STEREO AMPLIFIER

Each output of this two-channel simplex amplifier delivers 50 watts effective power at low distortion

"HOW would you like to build us a super-de luxe stereo simplex amplifier?" the editors of POPULAR ELECTRONICS asked me. "Sure," I said. After all, I had already built a 10-watt job (the "Stereoplex," described in the April 1959 issue) and a souped-up one should be a snap—or so I thought.

My first step was the design of a top-notch mono amplifier. A Dynaco A-431 output transformer was chosen for use in the popular "screen-tapped" output circuit, as this transformer will deliver at least 60 watts of power at low distortion when it is fed by 6550's, KT88's or EL34's.

Circuit Considerations. The mono section of the amplifier is a variation of the excellent Mullard 520 circuit. The input stage uses an RCA 5879 low-noise pentode, with *R6*, *R8*, and *R10* forming a voltage divider which supplies the correct bias and screen voltages. An 1800-ohm resistor (*R12*) in series with a 100- μ f. capacitor (*C1*) is connected across the plate load resistor to minimize high-frequency phase shift and to increase stability.

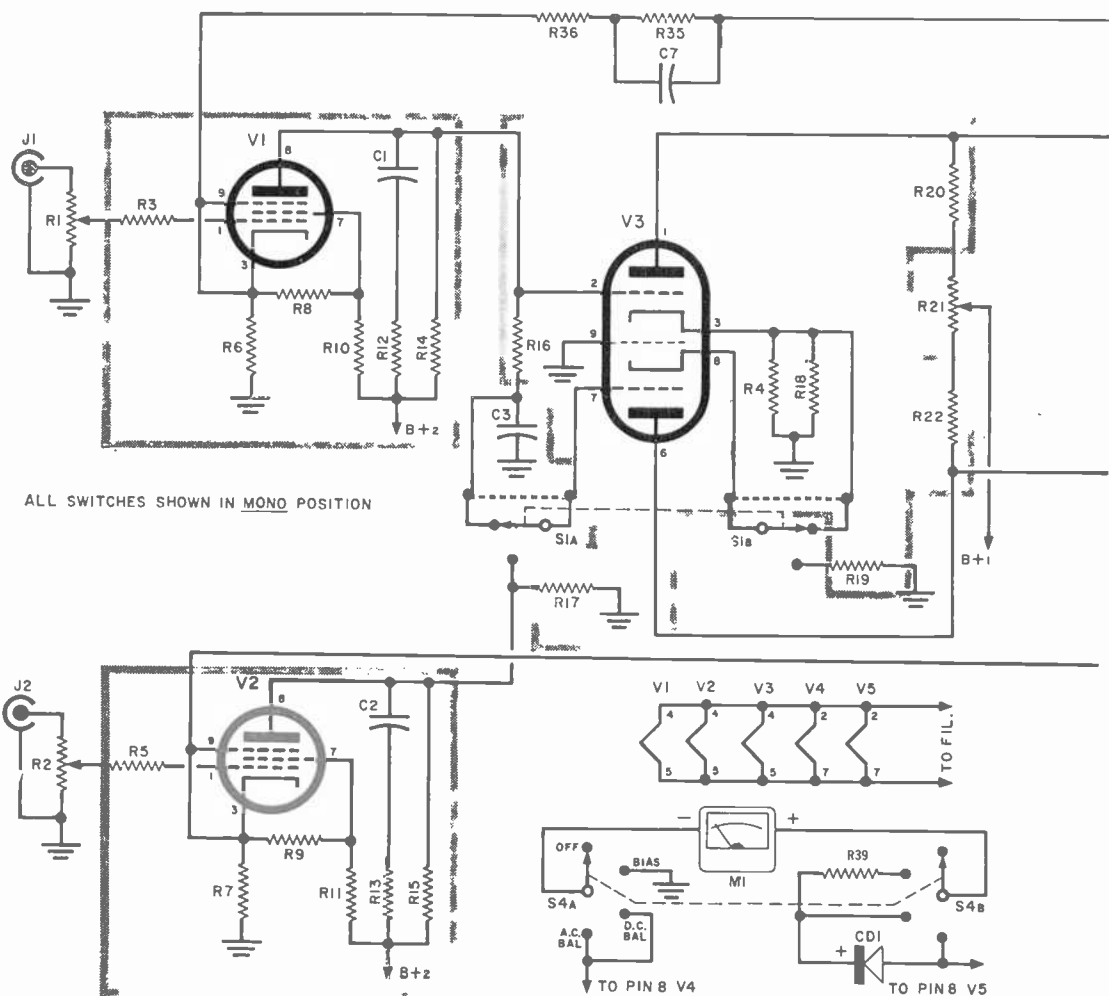
In the phase inverter circuit, I used the cathode-coupled or "long-tailed pair" con-

figuration. This circuit was chosen because it provides exceptionally well-balanced, low-distortion output in mono use and, in addition, it can be switched to function as two straight triode amplifiers for simplex operation.

Power Supply. Silicon diode rectifiers were used in a voltage-doubler power supply. This type of rectifier has several advantages over vacuum-tube rectifiers: (1) small size, (2) low voltage drop—resulting in excellent voltage regulation under vary-

.....
● The Super Stereo Amplifier should not be
● your first—or even your second—construction
● project. It is expensive and complex, and
● should be attempted only by one who has
● more-than-average experience and knowledge
● of electronic construction techniques. The
● theory of simplex operation was discussed fully
● in the April issue of POPULAR ELECTRONICS.
● Component placement is uncritical except
● for the usual precaution of keeping input and
● output circuits away from each other. In gen-
● eral, the author's layout should be followed.
● Chassis punching dimensions will depend upon
● the specific components used.

—THE EDITORS



ALL SWITCHES SHOWN IN MONO POSITION

Sections of amplifier diagram enclosed in shaded lines are individual Vector socket assemblies. Color portions show optional simplexing circuitry; if this is omitted, make connections shown by dashed lines. Bias adjustment is made with R28 without depressing S3. Set a.c. balance with switches in Mono position and a test tone going through amplifier. Depress S3 and adjust R21 for minimum meter deflection. R24 similarly sets d.c. balance, but without input signal.

ing current demand, (3) cool operation, and (4) extremely long life.

Several different power transformers can be used. Two models of RCA replacement transformers (#78893 and #79971) are currently available from Barry Electronics Corp. (512 Broadway, New York 12, N. Y.) at a cost of only \$4.50 each. Either of these transformers is satisfactory. Alternately, the more expensive Triad R-93A is also stocked by most large dealers.

The transformers and output tubes are protected by fuses in both the power line and the B+ circuit. In addition, an Amper-

ite thermal delay tube allows the tubes to warm up for ten seconds before the B+ voltage hits them.

Since this was supposed to be a perfectionist's amplifier, I couldn't resist building in a meter circuit to allow adjustment of the bias as well as the a.c. and d.c. balance. This circuit is, of course, optional.

To keep noise to a minimum, one-watt low-noise resistors were used in the input stages and feedback loop, and high-quality standard carbons were employed in the rest of the circuit (unless otherwise specified). The investment in quality resistors paid off,

PARTS LIST

C1, C2—100- μ f., 600-volt disc capacitor
 C3, C4, C5—.25- μ f., 600-volt capacitor
 C6a C6b C0-20 μ f., 500-volt electrolytic capacitor
 C7, C8 82- μ f. disc ceramic capacitor
 M1 0-1 ma. meter movement
 R1, R2 500,000-ohm potentiometer

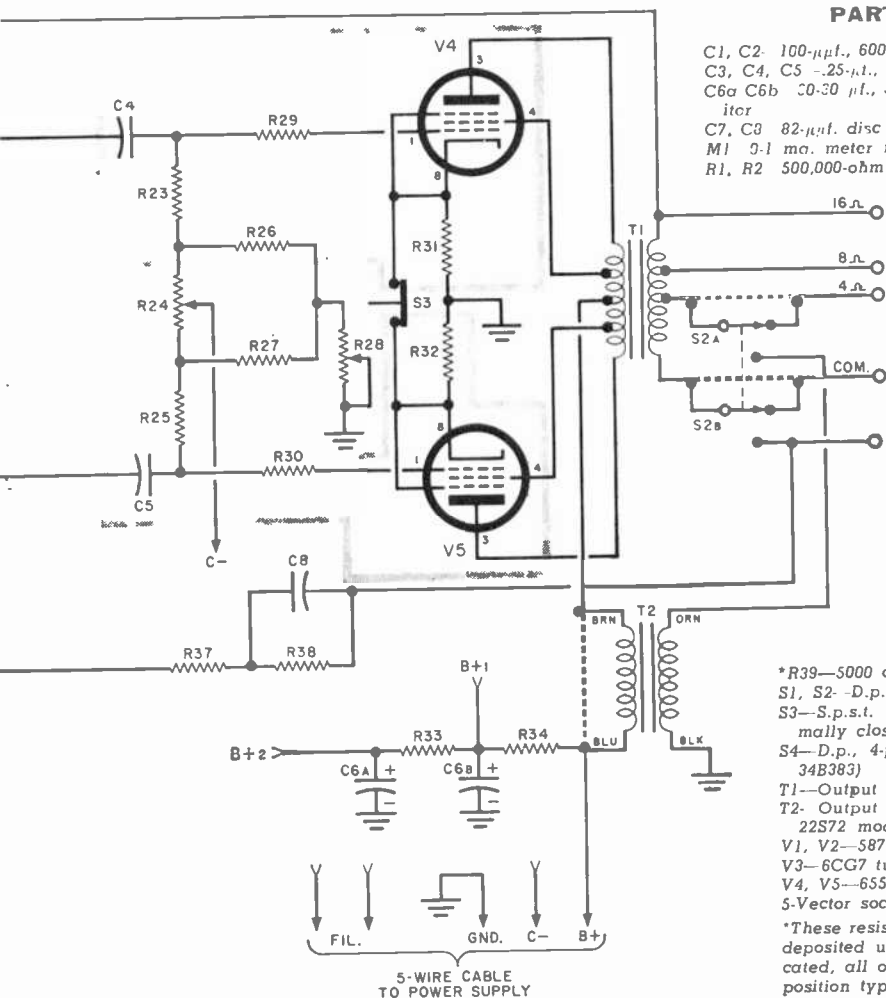
R3, R5, R29, R30—10,000 ohms, 1/2 watt
 R4, R18—36,000 ohms
 *R6, R7—750 ohms
 *R8, R9, R35, R38—3000 ohms
 *R10, R11—120,000 ohms
 *R12, R13—18,000 ohms
 *R14, R15—180,000 ohms
 R16, R17—1.5 megohms
 R19—18,000 ohms
 R20—22,000 ohms
 R21, R24—10,000-ohm, 2-watt potentiometer
 R22—27,000 ohms
 *R23, R25—100,000 ohms
 R26, R27—10,000 ohms
 R28—20,000-ohm, 2-watt potentiometer
 R31, R32—24 ohms, 2 watts, 1%
 R33—68,000 ohms
 R34—15,000 ohms, 10 watts, wire-wound
 *R36, R37—3000 ohms

*R39—5000 ohms
 S1, S2—D.p.d.t. toggle switch
 S3—S.p.s.t. push-button switch (normally closed)
 S4—D.p., 4-pos. lever switch (Mallory 34B383)

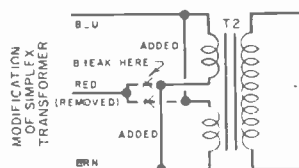
T1—Output transformer (Dynaco A-431)
 T2—Output transformer (Thordarson 22S72 modified as per schematic)

V1, V2—5879 tube (RCA)
 V3—6CG7 tube
 V4, V5—6550's, KT88's, or EL34's
 5-Vector sockets; 2 octal, 3 noval

*These resistors are 1%, 1-watt carbon-deposited units. Unless otherwise indicated, all others are 10%, 2-watt composition types.



Tube	Power at Clipping Point	Input Sensitivity for Full Output	IM at 60 watts 4:1 60/7000 cps	Recommended Bias (as read by M1) Mono Stereo	
6550	72 watts	0.87 volts	0.85%	1.82 v.	2.5 v.
KT88	72 watts	0.88 volts	0.9 %	1.65 v.	2.2 v.
EL34	68 watts	0.75 volts	0.5 %	1.45 v.	2.0 v.



since the combined hum and noise figure was 92 db below maximum output.

Converted, But Clipped. So far, so good. I had a fine monophonic amplifier. Now, I thought, conversion to simplex operation would be a cinch—just add another input stage, a second transformer, and switching to convert the phase inverter into two-voltage amplifiers.

So I did—and you should have seen the

scope trace! The positive peak of the sine wave was lovely—but the negative peak was completely clipped!

For those who may not be familiar with the theory of simplex operation, let's examine a few of its basic truths. The stereo signal picked up from a stereo disc is composed of a *sum* signal (which contains the major power component) and a *difference* signal (the stereophonic information). In a

simplex amplifier, the sum signal is amplified in push-pull throughout while the difference signal is amplified in parallel.



Now back to the problem at hand. Not only was the parallel (difference) signal badly clipped on one side, but to add to my troubles, the hum level had gone up.

At this point I remembered that the monophonic amplifier was running in Class AB1. This means that the tube was biased way down on its operating curve. A large positive peak could be handled, but the negative peak would drive the tube into cutoff and hence would be clipped. In push-pull operation, this would make no difference because the positive peak would be handled by one output tube and the negative by the other. However, when we drive both tubes in parallel, the tubes swing together on the positive peak and on the negative—which causes clipping.

In terms of my amplifier, the only solution was to bring the operating point closer to Class A operation. This could easily be done by lowering the bias on the output tubes. However, lower bias would mean that the tubes would draw excessive current unless the plate voltage was also lowered. Obviously, a redesign of the power supply was called for. Sure enough, adding an extra stage of RC filtering simultaneously dropped the hum level and the B+ voltage. Switch S3 allows bypassing the extra network for mono operation.

Transformer Troubles. After making the necessary circuit changes and readjusting the bias, I again hooked up the scope and signal generator only to be rewarded by a very low powered and badly distorted waveform. Several weary hours later I was forced to the conclusion that my troubles were caused by my simplex transformer.

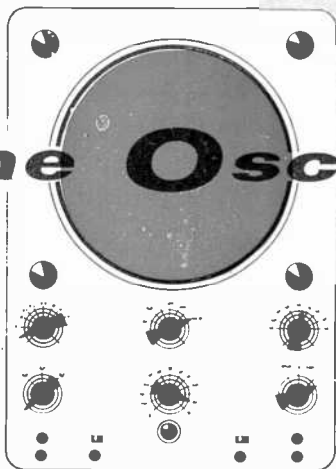
Component placement shown in top chassis view of the stereo amplifier (right) should be followed for best results.



Turret socket type of construction employed is shown in bottom view of completed chassis.

Test Instruments

The Oscilloscope



Part 2

Horizontal Sweep Circuits

By **LARRY KLEIN**
Technical Editor

LAST MONTH we investigated the inner workings of the cathode-ray tube. We found that the neck of the tube contains a device called an *electron gun*. This gun emits a stream of particles which passes through an obstacle course of bending, focusing and accelerating elements on its way toward the phosphor-coated face of the CRT. If everything's okay, we see a pinpoint of light on the CRT face where the beam hits.

But now that we have the spot on the face of the CRT, how do we go about getting it to produce meaningful waveforms? Remember that last month we found two sets of deflection plates in the CRT. One pair swings the beam right and left—the other pair swings the beam up and down. (See Fig. 1.) If we want to refer to the movements in a more formal way, we speak of the X-axis and the Y-axis.

On the Axis. If you remember your geometry, you know that the terms X-axis and Y-axis are drawn from graph plotting. Basically, graphs show changes that occur over a period of time—such as business

changes over a year, temperature changes over a week, or voltage changes over a fraction of a second.

Long before the CRT was developed, there were instruments called *oscillographs* which were capable of drawing a trace on a photographic plate or a smoked drum. But these were all mechanical devices (like meter movements) and could respond only to simple waveforms in a limited band of frequencies. Since the dot on the face of the cathode-ray tube is inertialess, it has no difficulty in flashing from one side of the CRT face to the other thousands of times a second.

Let's investigate what this means in terms of what is seen on the scope face. The instant we apply an a.c. signal to the horizontal plates high enough in voltage and frequency, the spot appears to turn into a thin horizontal line. Appearances are deceiving, however, because the spot is still the same size—it is being driven back and forth too fast for the eye to follow.

The a.c. signal voltage with its rapid alternation between positive and negative

is responsible for the shuttling action. Some scopes which have provision for slowing down the sweep rate will let you see the spot in its travels—it looks like a miniature comet, complete with tail.

Sine and Saw. While the a.c. sine-wave input will serve to demonstrate how the deflection plates work, another type of waveform must be applied to the horizontal plates before meaningful traces can be obtained.

Assume that we want to view the waveform at the secondary of a 60-cycle fila-

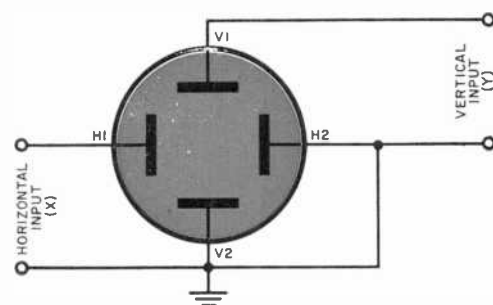


Fig. 1. Hookup of vertical and horizontal deflection plates. Signal voltage inputs only are shown; in actual practice positioning circuits are present.

ment transformer. We connect the 6.3-volt leads across the vertical input terminals of the scope and, as before, we see a thin line—but this time in the vertical plane. In $1/60$ of a second the spot moves from the center of the tube face, up to the top, back down past the center to the bottom, and then up again to the center.

Now here's where the tricky part comes in. Assume that a signal voltage with a special characteristic is applied to the horizontal plates. The signal voltage we have in mind linearly increases for $1/60$ of a second, drops down to zero and starts to build up again. This is known as a saw-tooth wave; Fig. 2 shows its sweeping action.

With the saw-tooth voltage applied to the horizontal plates and a 60-cycle sine wave applied to the vertical, the electron beam will swing in a direction that is the resultant of the two deflections. Referring to Fig. 3, we see that while the sine-wave voltage (applied to the vertical plates) is swinging positive and moving the spot upward, the saw-tooth voltage is moving the spot from left to right.

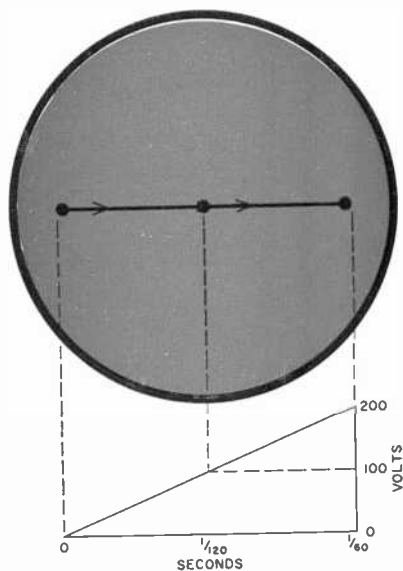
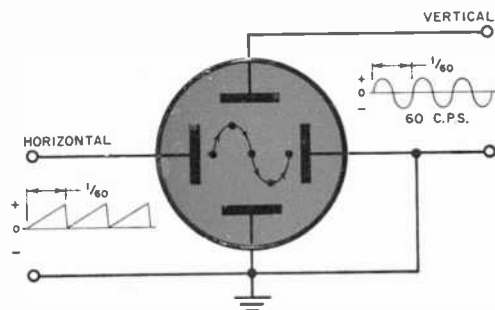


Fig. 2. A saw-tooth waveform applied to the horizontal plates will move the spot linearly (with respect to time) across the face of the tube.

Fig. 3. Frequency ratio between the vertical and horizontal input signals determines the number of cycles viewed on the tube screen.



After $1/240$ of a second, the sine-wave voltage will hit its positive peak and start going negative, but the saw-tooth voltage will continue to carry the spot evenly across the tube face. When the cycle is carried to its completion, we see a single sine wave "written" on the tube face.

If the saw-tooth voltage were set for a frequency of 30 cps instead of 60 cps, then two complete cycles of the sine-wave pattern would appear.

Sweepers—Hard and Soft. Now that we've determined that a saw-tooth voltage

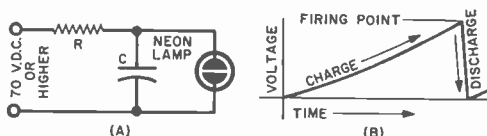


Fig. 4. Relaxation oscillator in which charging rate of capacitor is determined by the RC time constant, neon breakdown voltage and applied voltage.

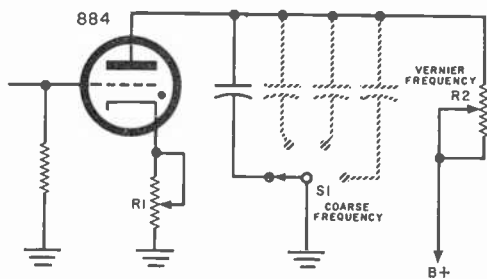


Fig. 5. In typical gas tube sweeper, the coarse sweep frequency is set by S1. Pot R2 adjusts the fine frequency by changing the plate voltage. Output is taken from plate.

but when extreme linearity was required at sweep frequencies up to 200 kc., the scope designers were forced to turn to the vacuum or "hard" tube multivibrator sweep generator (Fig. 6).

Simply explained, a multivibrator consists of two tubes, usually identical, connected so that the output of one feeds the input of the other. The developed signal (usually a square wave) is used to charge and discharge a capacitor which provides the saw-tooth waveform. Sweep frequency is determined by the charging time of the capacitors selected by the *coarse frequency* switch. A variable resistor shunting the capacitor provides vernier adjustment.

There is a large variety of multivibrator

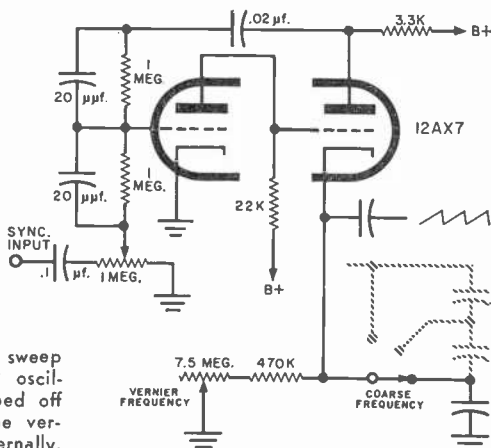


Fig. 6. Partial schematic of the sweep generator of the Heath OM-2 oscilloscope. The sync input is tapped off a high-level signal point in the vertical amplifier or applied externally.

is what we need, let's see how we go about generating it.

If the waveshape of Fig. 2 seems familiar, it's probably because it reminds you of the charging curve of a capacitor or the output waveform of a relaxation oscillator like that shown in Fig. 4. In fact, some of the earlier, inexpensive scopes did use a neon lamp sweep generator. The ordinary neon lamp was soon replaced by a souped-up big brother designed especially for oscilloscope sweep circuits, the 884 gas thyratron tube. Figure 5 shows the circuit of the gas or "soft" sweep generator.


The specialized gas tube was doomed for the junk box, too, as more and more stringent demands were made on the sweep circuits. A top sweep frequency of 30 kc. was fine when the highest frequency the scope amplifiers could work at was about 500 kc.;

circuits found in current equipment, but basically they operate on the principle just described.

Sweep Accessories. As you may have noticed, you never find the sweep circuit of the modern oscilloscope stripped to the bare essentials as we've shown it here. Almost every scope will have an *external sync* jack and a switch that will connect an external or an internal synchronization signal to the input grid of the sweep tube. This enables the sweep to "lock in" and steadies the trace on the scope screen.


You'll usually find a *sync. amplitude* control on the scope's front panel which controls the amount of sync signal applied to the sweep tube. Set this control with a light touch, because too much sync applied to the sweep tube grid will drive it into

(Continued on page 136)




Factory-wired sections of the new Precise tuner kit are shown at left. Below is the r.f. unit.

“**M**AKE kits easier to build and the consumer will beat a path to your door.” This might well be the motto of most manufacturers in the electronic kit field. In the last few years, electronic kits have become easier and easier to put together through the use of printed circuits, and in some cases, pre-wired sections. This trend toward “quick and easy” kits now seems to have been brought to its logical end by a



New Design Speeds Kit Assembly





new concept in kit design from the laboratories of Precise Development Corporation.

The new Precise kits feature a type of “unitized” construction which allows the constructor to put them together with only a screwdriver. Each section of each kit is preassembled and tested at the factory. No lead-cutting and no soldering is necessary. All the builder has to do is mount the sections on the pre-punched chassis, make the electrical connections from one section to another, and, presto, the kit is finished!


An FM tuner kit is the first of a complete line of Precise kits to use the “unitized” principle. The circuitry of this tuner is divided into three “building blocks”—the r.f. section, the i.f. section, and the power supply—which can be installed on the chassis and interconnected in about 30 minutes. Although the final design has not been completed yet, the finished circuit will include an r.f.-oscillator-mixer stage, two i.f. stages, one limiter, and a Foster-Seeley discriminator. Preliminary tests of a pre-production model indicate that this tuner should be a winner.

I.F. strip (above) features two amplifiers and a limiter. At right is top view of completed tuner.





By
RUFUS P. TURNER



Use Your R.F. Signal Generator as a Grid Dip Meter

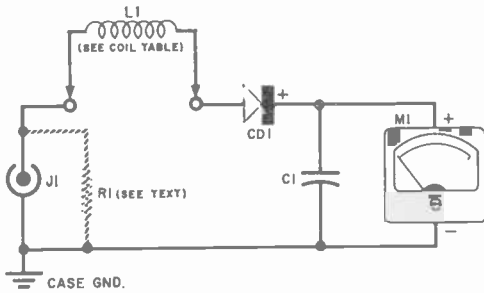
Inexpensive probe measures r.f. resonant circuits

IF YOU own an r.f. signal generator, you can attach this simple probe to it and have a useful grid dip meter. Even an inexpensive generator has a reasonably accurate frequency calibration and its dial is large enough to permit closer settings and better readings than most grid dip meters.

The probe is connected to the r.f. output jack of the generator through a flexible cable. This will not disturb the internal circuitry of the generator in any way and no direct connections need be made to a tuned circuit under test. Although the

probe contains the dip meter and usual coupling coil, all tuning is done with the generator. The resonant frequency is read directly from the generator dial. Only three small plug-in coils are needed to cover the frequency spectrum from 100 kc. to 200 mc.

While the dip probe idea is not new, the unit shown here is much smaller and more compact than similar adapters described previously. Being less than six cubic inches in size, it can be handled more easily than most grid dip oscillators. Its high sensitivity enables it to operate with very little



LI COIL TABLE	
COIL A	100KC. TO 6 MC. - 145 TURNS #32 ENAMELED WIRE CLOSE-WOUND
COIL B	5 TO 40MC. - 18 TURNS #22 ENAMELED WIRE CLOSE-WOUND
COIL C	35 TO 200MC. - 3 TURNS #22 ENAMELED WIRE CLOSE-WOUND

(ALL COILS WOUND ON $\frac{3}{4}$ " DIAMETER COIL FORMS)

Only two pins are required for dip meter coil socket. Jack J1 should match plug on signal generator interconnecting cable.

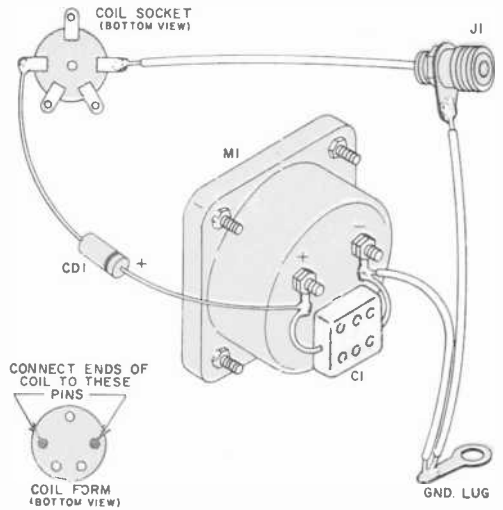
r.f. energy from the signal generator, and it requires no batteries or power supply.

Construction. The probe is built in a $2\frac{5}{16}$ " x $2\frac{1}{8}$ " x $1\frac{3}{4}$ " aluminum chassis box. Mount the miniature 0-50 d.c. microammeter (M1) in a $1\frac{1}{2}$ " hole in the top of this box. The coil socket is mounted in the nose end, and the output cable jack J1 in the rear end. Fasten the pigtails of bypass capacitor C1 directly to the meter terminal screws. The pigtails of diode CD1 are connected directly between the coil socket and the positive terminal of the meter.

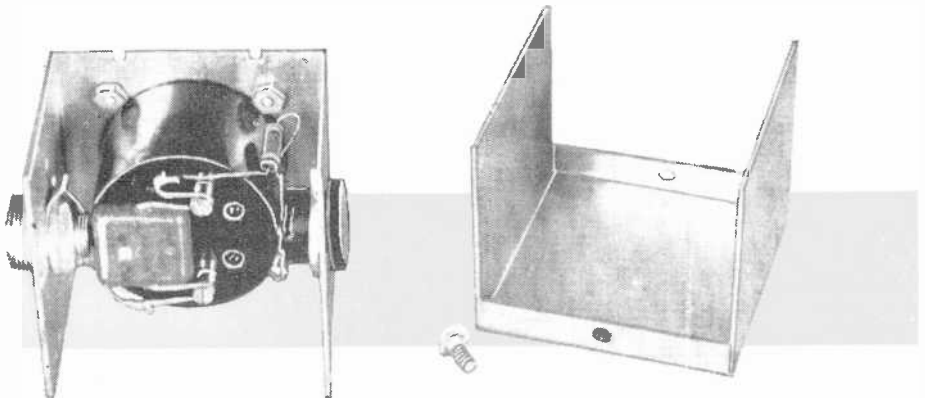
You can make the patch cable by fastening a mating plug on each end of a 3' length of RG 59/U coaxial cable. This cable

PARTS LIST

- C1—0.002- μ f. mica capacitor
- CD1—Germanium diode (Raytheon CK70S or equivalent)
- J1—Chassis mounting jack (Amphenol 75-MC1M or equivalent)
- L1—Plug-in coil (see schematic diagram)
- M1— $1\frac{1}{2}$ " 0-50 d.c. microammeter (Lafayette Type TM-200 or equivalent)
- R1—See text
- 1— $2\frac{5}{16}$ " x $2\frac{1}{8}$ " x $1\frac{3}{4}$ " aluminum chassis box
- 2—Cable connectors (Amphenol 75-MC1F or equivalent)
- 1—3' length of RG 59/U coaxial cable
- 3— $\frac{3}{4}$ "-diameter plug-in coil forms (Amphenol 24-6H or equivalent)
- 1—Coil socket (Amphenol 73SS6 or equivalent)



The ground lug shown can be eliminated by using the shield lug on J1 for the common ground.



All components are mounted in one half of the small aluminum chassis box. Keep the leads as short as possible.

is quite flexible and allows complete freedom in handling the probe. If your signal generator is not equipped with an output jack but has binding posts, the plug may be omitted from one end of the cable.

Wiring of the probe is simple and straightforward. Be careful, however, to observe the correct polarity of the meter

HOW IT WORKS

Radio-frequency energy from the signal generator is fed into the circuit through Amphenol input jack *J1*. The plug-in coupling coil, *L1*, is connected in series with *J1*, germanium diode *CD1*, and the miniature 0-50 d.c. microammeter. Capacitor *C1* serves as an r.f. bypass for the meter.

Full-scale deflection of the meter is obtained at most frequencies with an r.f. voltage of only 0.05 volt r.m.s.; this signal strength is available with almost all signal generators and test oscillators. When coil *L1* is held near the coil of the tuned circuit under test, and the signal generator is tuned to the resonant frequency of that circuit, a sharp dip will be obtained due to absorption of r.f. energy from probe coil.

and diode; otherwise backward deflection of the meter will occur.

Only three coils are required to cover the complete frequency range between 100 kc. and 200 mc. These coils are wound on $\frac{3}{4}$ "-diameter plug-in coil forms, according to the winding instructions given on the schematic diagram. Coil A (100 kc. to 6 mc.) fills the entire form. Wind coil B (5 to 40 mc.) and coil C (35 to 200 mc.), which are much shorter, near the top ends of their forms to permit close coupling to a circuit under test. Each coil is close-wound, i.e., no space is left between turns.

Most signal generators have resistive output—a resistor connected internally across the r.f. output terminals. Occasionally, however, a generator has a blocking capacitor in its output lead. If such is the case with your generator, the probe circuit will have no d.c. return path and the meter will not deflect. To correct this trouble, simply connect a $\frac{1}{2}$ -watt resistor (*R1*) hav-

ing any value between 100 and 270 ohms across the input jack (*J1*) inside the probe.

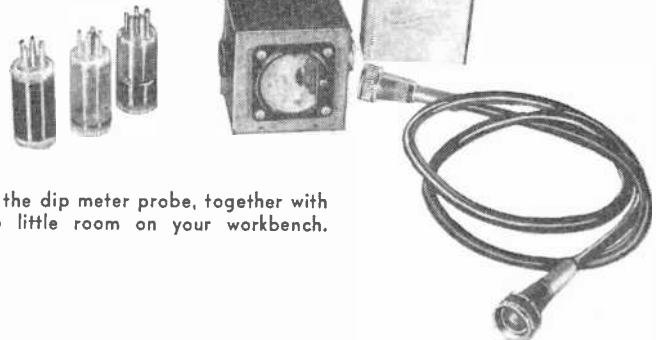
Operation. After you are sure the wiring is correct, connect the probe to the signal generator, plug a coil into the probe, and set the output attenuator of the generator to zero. Switch on the power to the generator and allow a five-minute warm-up period.

Set meter to full scale by very slowly advancing the generator output attenuator. Couple the probe coil to the tuned circuit under test by holding it close to the coil in the tuned circuit. Then carefully tune the generator over the tuning range of the selected probe coil, watching for a sharp dip of the meter. If a dip is not obtained, change the probe coil and repeat the tuning.

If at any time during the tuning the deflection of the meter slowly increases or decreases, it may be restored to full scale by readjustment of the generator output attenuator. Note that the sharpest dip and the most accurate measurement are obtained with minimum coupling between the probe coil and the circuit under test. Back off the probe until the dip is just discernible and read the resonant frequency from the signal generator tuning dial.

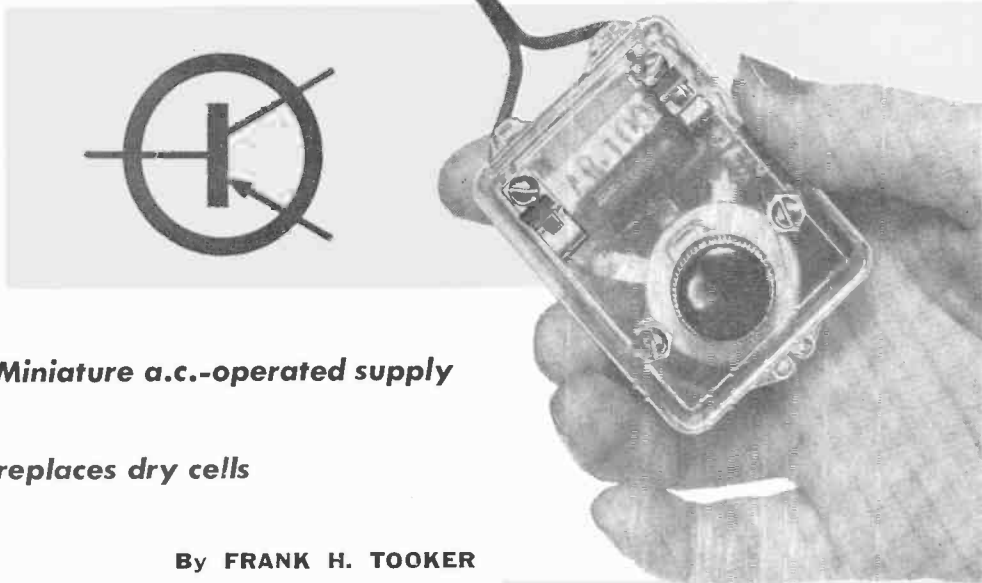
Since there is a slight tendency toward response at harmonic frequencies, it is best to tune the generator starting from the highest frequency in any coil range and progressing downward. For convenience, a label can be attached to each coil showing its frequency limits. Use only fundamental frequencies of the signal generator; do not use the harmonics generated on the highest frequency bands.

-30-



About the size of a cigarette pack, the dip meter probe, together with its interconnecting cable, takes up little room on your workbench.

VARIABLE TRANSISTOR POWER SOURCE



Miniature a.c.-operated supply

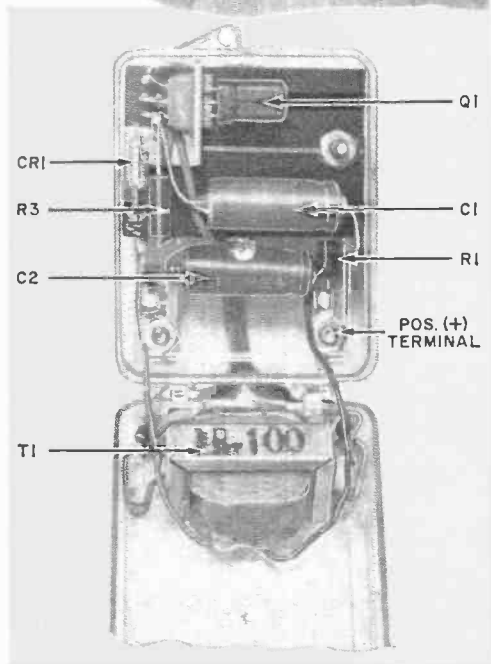
replaces dry cells

By **FRANK H. TOOKER**

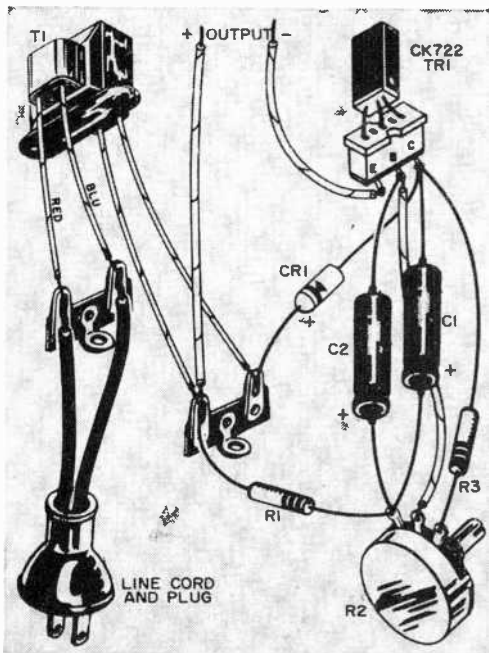
HERE IS a transistor power supply that's truly subminiature in size, yet features adjustable d.c. output from near zero to six volts. Excellent filtering (less than 0.5% ripple) and up to 5 ma. output current make this a fine unit for experimental transistor setups.

Since relatively few parts are employed in this unit, and all of them are miniature, the entire supply can be assembled easily in a small plastic box ($1\frac{1}{8}'' \times 2\frac{1}{8}'' \times 1''$).

Construction. A good-quality household plastic cement should be used to mount transformer *T1* in the plastic box. Clamp the transformer in place and allow 12 hours



Major components are mounted on a strip of $1\frac{1}{16}'' \times 1\frac{1}{8}'' \times \frac{1}{16}''$ Bakelite immediately below the potentiometer; secure strip to top of box with two 4-40 x 1" screws. Remaining components are mounted in positions shown, point-to-point, by their leads.



PARTS LIST

- C1, C2—30- μ f., 15-volt miniature electrolytic capacitor
- CR1—Type 1N295 germanium crystal rectifier (Raytheon)
- Q1—CK722 transistor
- R1—0.68-ohm, $\frac{1}{2}$ -watt resistor
- R2—Miniature 5000-ohm wire-wound potentiometer
- R3—2200-ohm, $\frac{1}{2}$ -watt resistor
- T1—Transistor audio transformer (Argonne AR-100)
- 1—Transistor socket for Q1
- 2—Miniature Fahnestock clips
- 1—Miniature knob for $\frac{1}{8}$ " shaft
- 1— $1\frac{1}{2}$ " x $2\frac{1}{8}$ " x 1" plastic box (or larger)
- Misc. hardware, Bakelite strip, thin aluminum for transistor socket L-bracket, solder lugs, etc.

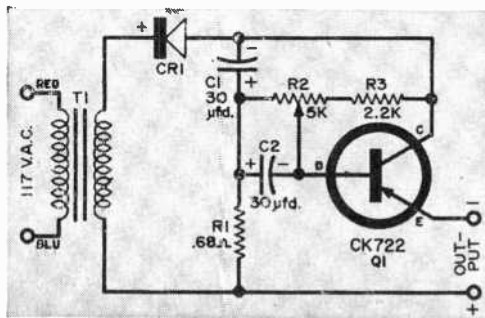
for the cement to harden. The leads should be precut to size and stripped before T1 is mounted.

If desired, the CK722 transistor can be wired directly into the circuit without using a transistor socket. Be extremely careful in soldering the transistor leads. With your long-nose pliers serving as a heat sink, clamp each lead with the pliers between the transistor and the soldering point.

The use of spaghetti and plastic tape will insulate any wiring that may short out. It is also important to mark the positive Fahnestock clip with a dab of red fingernail lacquer to prevent error in hookup.

How It Operates. Transistor Q1 is connected as an emitter follower, similar to a vacuum-tube cathode follower. Moderately filtered d.c. from rectifier CR1 and capaci-

In constructing the transistor power source, observe polarity of the capacitors and diode. Note that R1 has a resistance only slightly greater than $\frac{1}{2}$ ohm; the value of this resistor is quite critical. Solder lugs can be left out to conserve space in the miniature box. The power-on switch has been left out for the same reason.



tor C1 is applied to Q1's collector. Well-filtered d.c. is taken from the emitter.

Variable base voltage from the arm of potentiometer R2 controls the output voltage at the emitter between zero and 6 volts d.c. The current output at any voltage should be limited to 5 ma. to protect Q1.


The ripple filtering results from the action of C1 in removing the a.c. component from the output voltage of CR1. A small ripple voltage, which appears across R1 as a result of the ripple current flowing through C1, is applied to the base via capacitor C2 and cancels an additional portion of the hum.

Using the Supply. Whenever you're testing a new circuit, take full advantage of the variable output feature of this unit by turning the voltage control down to zero before plugging in the power cord. Connect a 0-5 milliammeter in series with the output of the unit, and advance the output control slowly while watching the meter. A short or any malfunctioning of the circuit under test can then be spotted easily.

With its very long life, this little power supply is actually less expensive to use than batteries.

STEREO

TO NE AR M



KITS

POPULAR ELECTRONICS

takes a close look at the first three designs available

THE DEMANDS of stereo reproduction have focused new interest on the problems of high-fidelity tone-arm design. Once considered only the humble vehicle that carried the cartridge from the outer to the inner groove, the stereo tone arm has achieved new prominence as one of the components that can make the difference between good sound and bad.

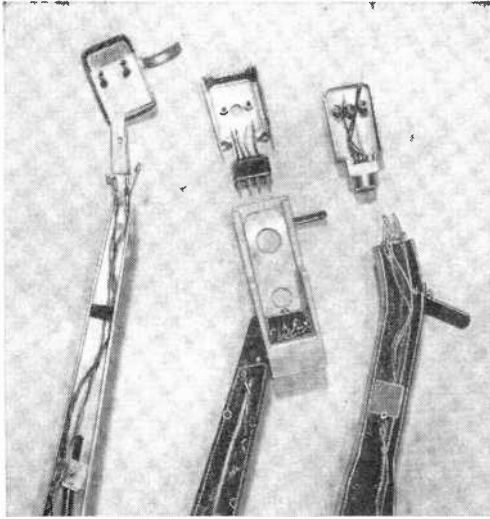
A Tricky Business. The traditional headache of the tone-arm designers, and the one most familiar to the hi-fi fan is "tracking." When the pickup is tangent to the arc formed by the record groove, we have perfect tracking. But, considering the geometry of the path that the arm must travel, the achievement of minimum tracking error (and distortion) is a tricky business.

Resonance is the second big problem of

the tone-arm designer. We are all aware of the hectic interplay of forces at the tip of the stereo stylus. The well-bred tone arm must not react to the frenzy down at its business end but must conduct itself calmly and aloofly through the most fortissimo passages. Any tendency to sympathetic vibration must be suppressed—the arm must *not* "get into the act."

In addition to the questions of tracking and resonance, the tone-arm critic also wants to know how drag-free the bearings are, how easy the arm is to handle (if it tends to fly out of one's hands), is it simple to mount, will it accommodate a variety of cartridges, is it trouble-free, and, last but not least, is it attractive?

All of these questions are answerable by consultation at a hi-fi showroom or by examination of the manufacturer's litera-



Cartridge mounting provisions for the three kit tone arms now available. Components arm (left) provides clips for direct connection to cartridge terminals; Gray arm (center) makes use of convenient plug-in cartridge slides; and Audax arm (right) employs cotter pins to plug into shell.

needed for the plug-in Audax cartridge, this tone arm features needle point bearings for movement in both the vertical and lateral planes. The bearings for both planes are part of one pivot assembly; the lateral pivot is factory-assembled, the two vertical pivot points are set by the builder. Setting the vertical pivots can be a little tricky, but you'll know when you have it right by the "feel" of the arm.

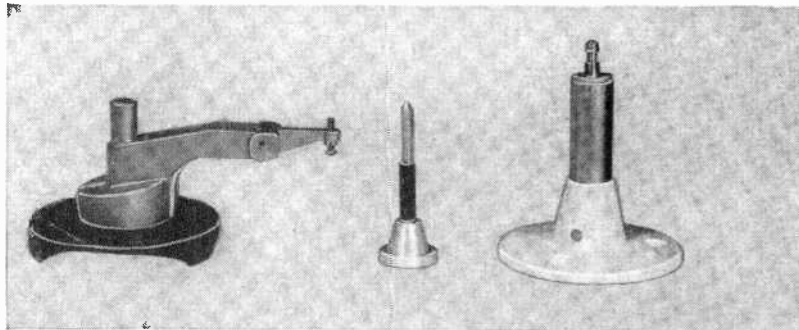
A calibrated counterweight set at the top rear of the arm can adjust the stylus force of any current cartridge, and it eliminates the need for springs. A detachable shell houses the cartridge.

We didn't like: the use of cardboard pads for height adjustment; the fact that the Audax shell would not conveniently fit several of the physically longer stereo cartridges.

We did like: the very clear assembly and mounting instructions; the locking-type arm rest and conveniently large finger lift.

The Components Arm. Physically the lightest and most delicate of the three, the Components arm uses a combination of

The three types of pivot assemblies used in the tone-arm kits. From left to right are the Audax, the Components, and the Gray.



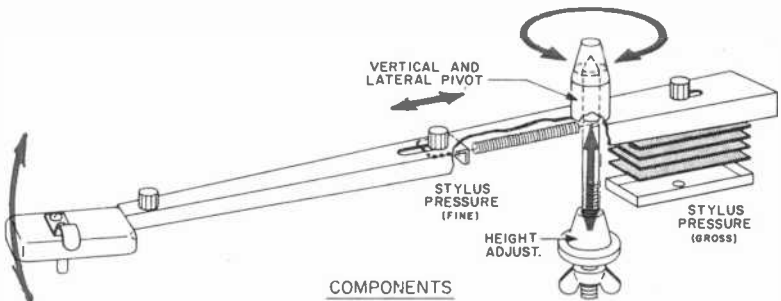
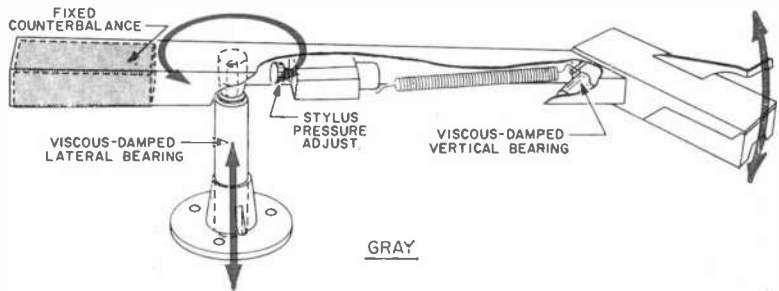
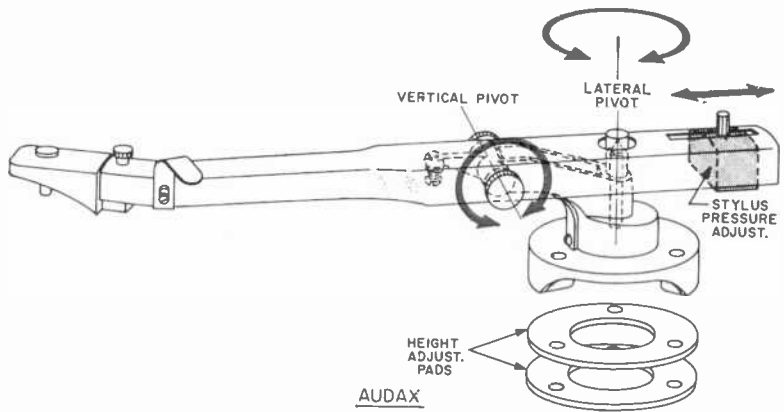
ture. But, with the introduction of tone-arm kits, two more vital questions have joined the others. How easy is the tone arm to put together and how does it compare with factory-assembled models?

At the time of this writing there are three tone-arm kits available. Alphabetically, they are the Audax, Components and Gray kits. Curious as to how these build-it-yourself arms were put together, POPULAR ELECTRONICS obtained and assembled one of each. Here's what we found.

The Audax Arm. Of the three kits tested, the Audax is both the first available and the least expensive. Originally engi-

spring loading and a single needle bearing pivot for both vertical and lateral movement. Gross counterbalance is obtained by adding or removing lead weights from the rear of the arm. A spring arrangement that can be set from the topside of the arm permits fine stylus pressure adjustment when the arm is in playing position. The thin, main pivot assembly allows simple adjustment for optimum tracking angle.

Instead of the $\frac{3}{16}$ " single-hole mounting, the builder may cut a 1" slot of equal width and adjust the tracking angle of the arm while playing one of the special test discs available from the Components Cor-



poration. Assembly instructions consisted of one large sheet with a detailed exploded view and step-by-step instructions; no particular difficulties were experienced.

We didn't like: the spring/spindle setup which would disassemble when the arm was lifted from the spindle; the difficulty in force-fitting the pivot bearing to the tone arm proper.

We did like: the simplicity of design and use of solderless and screw-terminal connectors.

The Gray Arm. Famous from the earliest days of high fidelity for its broadcast-studio and viscous-damped tone arms, Gray

has a factory-assembled stereo arm available which was modified only slightly when it was turned into a kit. So the Gray kit is necessarily a fairly complex device. The parts list includes 49 separate items, a number of which bear somewhat confusing nomenclature; Gray plans to clarify the instructions in later printings.

A sealed and preassembled viscous-damped "cartridge" contains the bearings for the lateral arm movement. The vertical ball-bearing pivot is far forward and has a "limp wrist" action. Stylus pressure is controlled by a spring arrangement, but Gray

(Continued on page 135)

ATOMIC CLOCK TO CHECK EINSTEIN

*There once was a Miss Fanny Bright
Whose speed was much greater than light
She set out one day
(In a relative way)
And arrived the previous night*

ACCORDING to Einstein's theory of relativity, if you were to travel in space for 20 years at the speed of light (186,000 miles per second), you would return to find the earth millions of years older. In the topsy-turvy world of relativity, where space and time merge into one and the same thing, the average person tends to be incredulous about the whole thing. But you can't argue about the existence of atomic bombs—which were developed according to Einstein's "theories." And now a most critical check of the *special* and *general* relativity theories is being planned.

Dr. Harold Lyons, head of Hughes Aircraft's atomic physics department, is supervising the design of a 30-pound atomic "clock" which will be rocketed into space to "keep time" as it orbits around the earth through varying intensities of the earth's gravitational field. More accurate

than any other time device in existence, the atomic clock will lose or gain less than one second in a thousand years. It bears no resemblance to an ordinary clock—having no arms or face—and in truth is more oscillator than clock. It looks something like a foot-long electron tube.

Before being launched, the atomic clock will be synchronized with a similar clock on the ground. Then, as it orbits through space at 18,000 miles per hour, it will generate an alternating current at a frequency of 24 billion cycles per second. For purposes of measurement, this extremely high frequency will be converted to a frequency more convenient for use with earth-based laboratory instruments. This information will then be radioed to earth and the time on the orbiting clock will be compared with the time on the earth clock.

It is expected that the satellite clock will run slow in comparison with the ground clock as it passes through orbits below 2000 miles because, according to the *special* theory of relativity, motional effects should predominate below that altitude. Above 2000 miles, the clock should run fast in order to bear out the *general* theory of relativity; at higher altitudes, the effects of the earth's gravity will be less.


Since the effects of motion and gravity are opposite, as the satellite goes through the 2000-mile point, they should cancel out and the two clocks should agree. Thus both the *special* and *general* relativity theories will be checked.

The importance of the experiment was pointed out by Dr. Lyons, who stated, "Any experiment that puts the general theory of relativity on a firmer physical basis would spur much significant work in the space and nuclear ages." With an actual clock-launching probably only several years off, the entire scientific world eagerly awaits the results.

-30-



Dr. Harold Lyons examines the tubular heart of the atomic clock which will be rocketed into space to test Einstein's two theories of relativity.



Pocket Marine Receiver



FOR you experimenters with salt in your veins, here's a pocket receiver to cover the 2.0 to 3.0 mc. marine communications band. And if you happen to be a "landlubber," this three-transistor regen job can easily be converted into a good broadcast receiver.

A small plastic case serves to house the receiver, with the detector and battery in one cover and the audio section in the other. Besides keeping the antenna away from large metal parts and arranging the various components for minimum crowding, there is nothing critical about the layout.

Locate all mounting hole positions and punch carefully with a sharp-pointed scribe. Drilling should be done very slowly to avoid chipping the plastic. The holes for the tuning capacitor shaft and phone jack (J1) are carefully enlarged with a tapered reamer or a jeweler's file. The large hole for the volume control knob is made the same way.

Before mounting the tuning capacitor, cut the shaft off to a convenient length; but don't make it too short.

The earphone jack shown (J1) is an RCA

**Monitor the marine
communications band with this
three-transistor midget**



**By
J. E. PUGH, Jr.**

PARTS LIST

B1—1.5-volt battery (Burgess Type 7) and bracket
 C1—50- μ f. silver mica capacitor
 C2—10-365 μ f. miniature tuning capacitor (Lafayette MS-274 or equivalent)
 C3—8-60 μ f. miniature trimmer capacitor (El Menco 404 or equivalent)
 C4—.05- μ f. miniature capacitor
 C5, C6—2.0- μ f., 6-volt electrolytic capacitor
 J1—Phone jack
 L1—Ferrite loop antenna (Miller 2004, modified as stated in text)
 Q1—2N274 transistor
 Q2, Q3—2N406 transistor
 R1—1200 ohms
 R2, R4—1800 ohms
 R3—12,000 ohms
 R5—10,000-ohm miniature volume control with s.p.s.t. switch (Lafayette VC-43 or equivalent)
 R6, R9—220,000 ohms
 R7—22 ohms
 R8—4700 ohms
 S1—S.p.s.t. switch (part of R5)
 T1—20,000 to 1000 ohm interstage transformer (Argonne AR-104 or equivalent)
 Phones—High-impedance magnetic, type (Trimm, 24,000 ohms, or Lafayette MS-260)
 1—2 $\frac{1}{8}$ " x 2" x 1" plastic box
 1—Tuning dial to fit C2
 1— $\frac{3}{8}$ " o.d. x 5/32" i.d. shouldered fiber washer
 Misc. screws, washers, nuts, wire, rosin-core solder

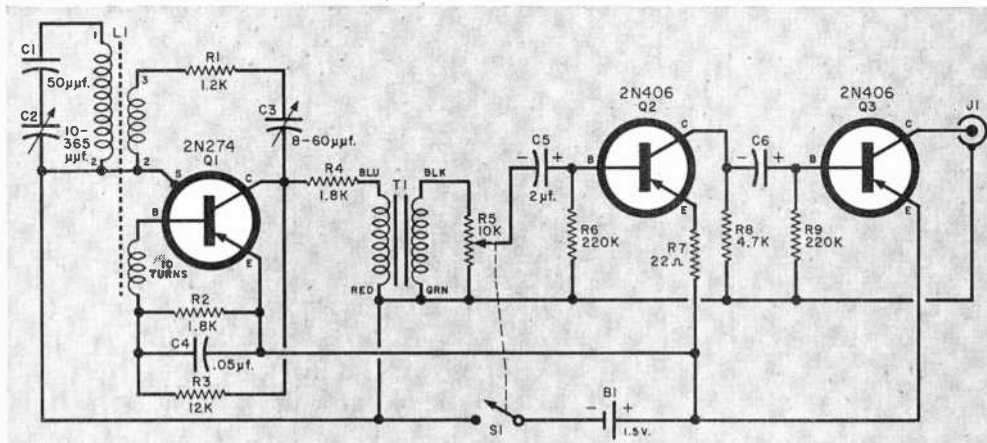
the other components) can be assembled on the plastic terminal strip before being mounted in the case. Most of the detector can also be preassembled.

The antenna (L1) is a flat ferrite loop that fits in the case nicely. It is modified by carefully removing all of the original winding between terminals 1 and 2 and then re-winding 48 turns of the same wire spread evenly over 1 $\frac{3}{16}$ ". The section between terminals 2 and 3 remains untouched.

Now wind 10 turns of #30 or #32 wire over the section between terminals 2 and 3, and fasten everything down securely with a

HOW IT WORKS

This simple regenerative detector, which tunes over the 2.0 to 3.0 mc. marine communications band, is compensated for nearly constant regeneration by R1 and R4. Chance of over-driving the detector by strong local signals is minimized by a small amount of automatic gain control. Transformer T1 gives good coupling between Q1 and Q2 with minimum loss of signal strength. High-impedance magnetic headphones load the output stage properly for maximum output.



type phono jack, but it could be one of the miniature phone jacks. A thin strip of plastic is mounted on the solder lug of J1 for use as a tie strip for the audio amplifier section.


In cases where the outside noise level is high (the usual case in most motorboats), ordinary padded headphones will be best, as both ears will be covered and used. Otherwise one of the small single earphones will be suitable.

Most of the wiring should be done outside the case to avoid melting the plastic with your soldering iron. For example, the entire audio amplifier section (Q2, Q3 and

thin coat of coil dope or wax. When you are soldering this added 10-turn winding into the circuit, reverse the two leads if regeneration is not obtained.

The original antenna winding is litz wire and the ends are pretinned. Where the leads need to be shortened, the ends must be cleaned and carefully retinned. The easiest way is to remove the cotton covering and dip the wire in solder paste. Heat thoroughly with the soldering iron, using plenty of solder and paste. This will remove the enamel very effectively and tin the wire ends. After tinning, wash all traces of the paste off with alcohol to prevent corrosion.

The receiver's detector stage, battery and interstage transformer are mounted in one cover of plastic case (bottom) and the amplifier stages in the other cover.



(For any soldering other than this tinning operation, never use solder paste. *Always* use a good grade of rosin-core solder.)

If you want to build the receiver for the broadcast band, simply wind the 10 turns on the antenna as above but leave the original windings untouched. Eliminate capacitor *C1* and that's all there is to it, except for possibly changing *R4* for best regeneration balance.

The antenna is held in the case with small rolls of rubber tape placed between it and the case and the tuning capacitor. Adjust the tension by adding more turns to each roll of tape.

Mount regeneration capacitor *C3* in the case by removing its adjustment screw and inserting it through a hole provided in the

case. A small flat washer is placed between the screw head and the plastic case to reduce friction. Put a drop of light machine oil between the screw head and the washer and another on the screw threads. After *C3* is fastened into position, a small, snug-fitting shouldered fiber washer cemented to the screw head serves as a knob.

Calibration and adjustment of the tuning dial is accomplished by covering the original BC band markings with white tape and using an r.f. signal generator (2 to 3 mc. range) to establish the new scale markings. Keep the regeneration control of the receiver just below the oscillation point for the greatest accuracy.

Include any special frequencies that you
(Continued on page 141)



By JOHN MILDER

The Low-Down *on* **RECORD CLUBS**

Have you considered joining a record club?

Here's what you should know before you do!

THOUGH it may not have occurred to you, that hi-fi rig in your living room is a bit like the car parked outside your house. It needs fuel to keep going. For most of us, hi-fi "fuel" means records—as many as we can afford.


The record-fancier who lives in a big city usually has few problems. Many of the big record discount stores engage in hot and heavy competition for customers, cutting each other's prices to the bone, especially in slack seasons, and maintaining a large enough selection to satisfy almost any customer's tastes.

Outside the big cities, though, things are different. The average record store in a medium-sized town or a suburb can't keep a wide enough selection of records to satisfy everyone, particularly now that hi-fi has been at work broadening our musical interests. Also, the store owner doesn't have the tremendous volume of business that would justify his giving juicy discounts. Consequently, the audiophile who can't

make trips to a metropolis sometimes has a bit of trouble keeping his rig fueled up with records.

Clubs Are Born. This supply situation hasn't pleased record makers any more than it has the listener. The big record companies have tried every imaginable gimmick to keep their products within easy reach of the average customer, but have not achieved the kind of results they want. With the staggering number of record releases every month—particularly now that stereo is on the scene—the struggle for shelf space in stores is fierce, and nobody really wins the battle.

In the past few years, however, some of the record companies have started a flanking movement. They are approaching the customer directly by way of record clubs. If you've been noticing the record club advertisements of companies like Columbia, Capitol, and RCA Victor, chances are you've wondered whether they're as good a deal as they seem to be. You may also



have noticed during the past few months that the Diners' Club has come up with a record club plan.

Let's take a look at some of these clubs and see how they operate.

Introductory Offers. The big record companies in the club business all offer terrific inducements to join. As an introductory bonus, RCA Victor offers up to seven LP's for the price of one; their big attraction is the six-record album of 69 Chopin compositions, as interpreted by Artur Rubinstein. In return you pledge to buy six LP's at the regular list price over the period of a year. Thereafter, with each two records you buy at list price, you receive a record of your choice free. RCA maintains separate clubs for classical and pop material; so if you're after mixed fare, you have to join each independently.


Columbia splits its club into six divisions, with separate memberships for classical, listening and dancing, jazz, show tunes, stereo classical, and stereo popular. On joining, the new member receives six records for the price of one and promises to buy five records during the next year. Once the initial requirement is out of the way, every third record is free. Included with Columbia's listings are records from its subsidiary, Epic.

Capitol slices the pie three ways. Show tunes, pops and dance music are placed in the same division, with separate groupings for classical music and jazz. Again, you receive a special record bonus for joining the club, for which you agree to buy six records

at list price during the year. Thereafter every third record is free, as with the other big clubs.

Recently the Diners' Club made its entrance on the record club scene. It offers about the same savings as the other companies and operates with the same bonus system, but it draws its releases from a number of the best-known smaller labels such as Vanguard and Westminster. To be eligible for record benefits, you must join the Diners' Club itself (at a yearly membership fee of \$5.00). Currently, in addition to receiving five free stereo or mono records, you may also select up to 22 records at 50% off the list price at the time you

(Continued on page 143)



**POPULAR
ELECTRONICS**

Builds a

Transistorized Bias and Power Supply

EICO Model 1020 provides 0-30 volts output

TRANSISTOR EXPERIMENTERS had just about become resigned to sprawling battery packs and strings of resistors crawling across the workbench when test power supplies specially designed for transistor applications made their appearance. One of the latest of these specialized units, the Model 1020 (EICO, 33-00 Northern Blvd., Long Island City 1, N. Y.), is not only designed for transistor applications but is itself transistorized.

The Circuit. Two *p-n-p* power transistors are in series across the output of a full-wave silicon diode rectifier circuit. The 2N256's are connected in a grounded collector circuit with the collector-base bias voltage for each power transistor controlled by a dual potentiometer. Bias variation affects the emitter current, which in turn determines the output voltage.

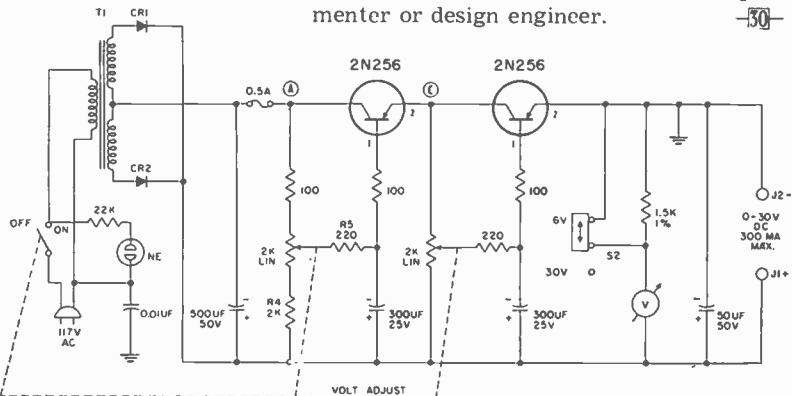
The transistors do *not* respond to power supply ripple in their collector circuit. This, plus heavy


filtering, results in an extremely good ripple factor.

Putting It Together. As with most compact transistor equipment, you may strain a pinkie trying to thread a nut in a tight corner, but you should experience no major difficulties. Make sure to check the binding post and power transistor mountings for shorts to chassis. Also, recheck your wiring to the terminal strips; these are prime areas for possible errors.



The power supply operated perfectly from the moment it was switched on. EICO's construction manual leaves few opportunities for the constructor to go wrong. All in all, the Model 1020 represents a fine investment for the transistor experimenter or design engineer.

-30-





By **DAVE GORDON**



Building the **STEREOFLECTOR ENCLOSURE**

Winged stereo speaker system is adjustable for room location

THE MEN who design rocket ships and satellites aren't the only ones concerned with problems of space. The stereophile, too, must worry about space—or the lack of it. Setting up a stereo speaker system involves not only making room for the speakers, but also finding the optimum position for them without causing chaos in the living room decor.

The "Stereoflector" may be the answer to your stereo space problems. It's a single-cabinet stereo speaker system which uses adjustable acoustical reflectors to distribute the sound to suit any taste in any listening room. The acoustical-reflector idea is already employed in commercial systems by University and Bozak, but the "Stereoflector" has an advantage in that reflectors may be installed either at the rear of the enclosure (to reflect the sound directly into the room) or at the front (to bounce the sound off one or more walls).


Smooth response down to about 30 cps is possible with the "Stereoflector." An adaptation of the bass reflex principle, the enclosure semi-

couples two tuned compartments to each other through an Ozite screen. Bass resonance peaks are damped out by friction-loading the dual ports with burlap.


Two of the new Audax A120X speakers were used in the "Stereoflector" with excellent results. Other speakers with fundamental resonance points between 35 and 45 cps should also perform well. "Coaxial" type speakers are recommended since some of the high-frequency output is absorbed by the reflectors.


Phase the speakers by connecting the leads in parallel temporarily and touching a flashlight battery across them. Connect the leads so that both speaker cones move in or out simultaneously at the moment of contact. Mark the leads going to the positive pole of the battery and connect them to the proper impedance-matching taps in the amplifier; the other two leads connect to "common."

1 Butt joints are used in assembling the precut sections of the basic cabinet. Wood glue and #8 1½" flat-head wood screws are used throughout except on the two speaker panels, which are mounted with screws only. The back panel 2" x 4" brace shown is installed with its narrow edge flush with the rear edge of the top and bottom panels. Wood screws and glue are used at each end to hold the brace in position. Although not shown, a front panel brace of the same dimensions may also be installed. The two Audax speakers are mounted with 1½" bolts and nuts.



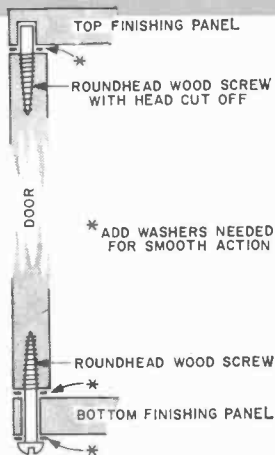

2 A layer of Ozite is installed across the center of the cabinet reaching from top to bottom, thus separating the cabinet into two loosely coupled compartments. About 1½" of fiberglass or other acoustical damping material should be stapled loosely to the walls of each compartment. Avoid covering the ports. Two "pillows" of fiberglass are stapled to the back panel spaced to avoid the rear panel brace. Separate zip-cord cables are connected to each speaker and lead out through small holes drilled in the enclosure's back panel.



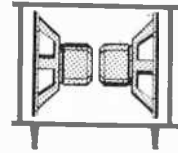
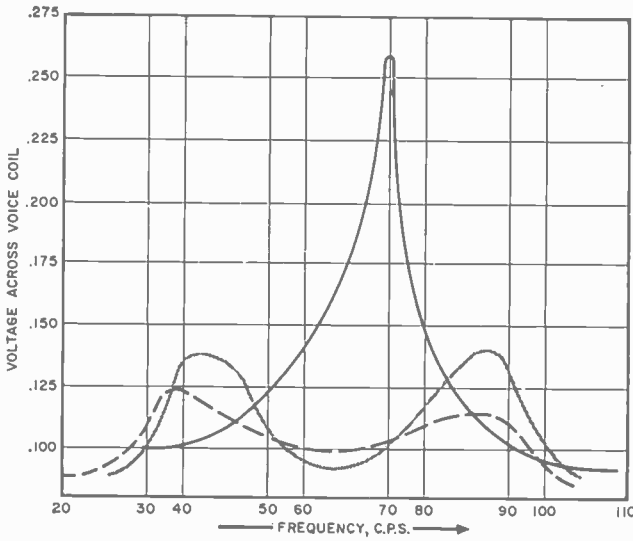


3 After back panel is glued and screwed into place (against rear brace and rear edges of panels), seal all possible points of air leakage with wood putty. Mount bottom finishing panel on legs to suit your decor. Drill both the top and bottom finishing panels for the pivot screws for the reflector doors before attaching panels permanently. The completed cabinet rests on the bottom panel and may be glued or screwed or held in place by its own weight. Space the panels to be flush at the rear and to allow about an inch of overhang at front and sides.

4 One layer of ordinary burlap is stapled tightly over each of the ports to provide "friction loading" of the speakers. See the graph on the next page for effect of adding burlap. If more "resonant" bass is desired, omit the burlap strip.

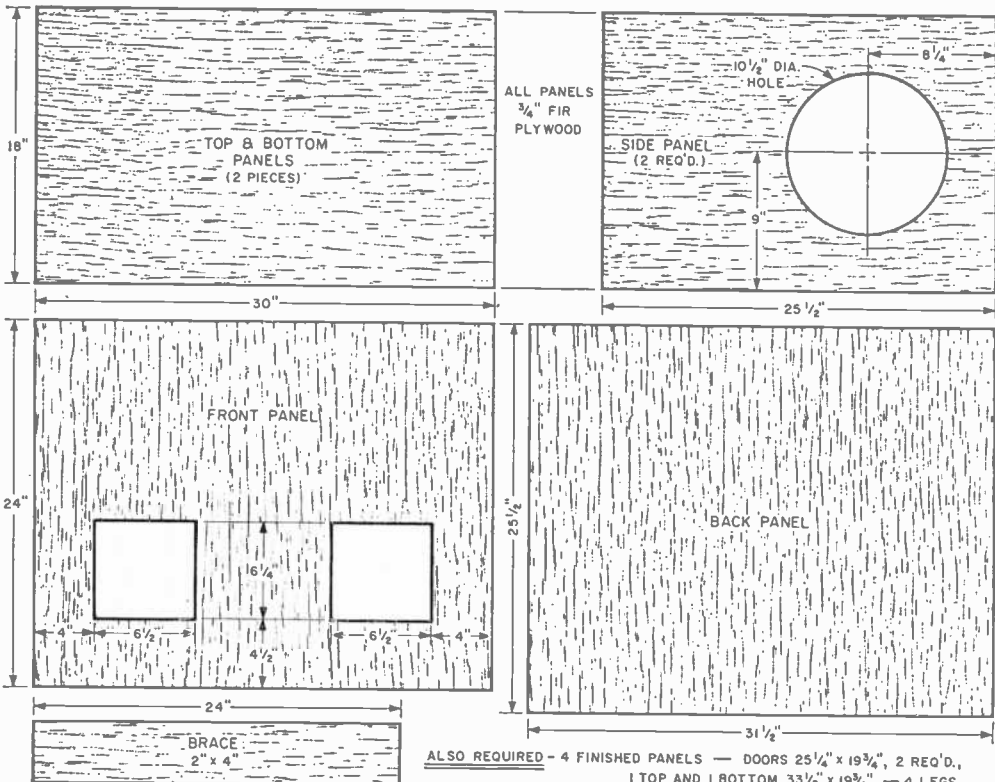



5 Reflector doors should be fitted before Mellotone grille cloth is stapled into place. Pivot screw holes are drilled in the finishing panels $\frac{3}{8}$ " in from the rear and sides. To allow doors to swing freely, it may be necessary to bevel their inside rear edges. When closed, the front edges of the reflector doors should line up with the front edges of the top and bottom finishing panels. Brass washers can be used to space the doors between the top and bottom finishing panels. During operation, the reflector doors should be adjusted to provide the stereo directionality and "focus" desired. Room acoustics and personal taste determine optimum setting.



6 Impedance curves of the two speakers connected in parallel. Free-air resonance of the speakers is about 40 cycles; however, installation in sealed cabinet causes the resonant peak to move up to about 70 cycles (solid line). The dual ports tune the cabinet properly, as shown by the two peaks of approximately equal amplitude (grey line). The final curve (dashed line) results from stapling burlap over each port.

All plywood panels can be precut before construction is started. Builder has choice of wood for finishing panels.





ARINC-Miami Station

ARINC Unheralded Voice of the Airlines

A behind-the-scenes giant radio network

that keeps the airliners flying

By TOM KNEITEL

HAVE YOU ever heard of "ARINC"? This is the abbreviation, and nickname, for one of the most unusual corporations we've ever come across. Their official monicker is Aeronautical Radio, Inc., and they employ some 400 persons, all needed to service their hundreds of customers.

As a matter of fact, if you've ever flown on an airliner in the United States, you owe a tip of your fedora to good ol' ARINC.

But alas, in 30 years, they have never sent a salesman around to drum up business, never employed a press agent to publicize the organization, and, as you may have imagined by now, never made a dime.

Just What Is ARINC? And why does it stay in business under these seemingly unbusinesslike conditions? Well, ARINC is a communications company, specializing in the aeronautical mobile and fixed serv-

ices. It's principally owned and used by the major U. S. airlines, but it services many non-owners also, including military and foreign flag interests.

The ARINC stations, and there seem to be more of them than a filter cigarette has filter traps, maintain contact with aircraft and with other ground stations, relaying data on weather, landing and take-off, flight plans, airport gate assignments, and other messages relating to the safety of aircraft.

But don't think that they just sit around and rag-chew with planes. They also do research in the field of reliability of electronic tubes, equipment, and systems. ARINC serves its member companies as a technical meeting center, advising them of service requirements, equipment characteristics, and standard performance requirements.

To cover all of ARINC's operations in detail, we'd have to eliminate the margins on this page, so let's select only one function and take a backstage look at it. Flipping through their station directory (77 pages thick), we stop at the Miami, Florida, station.

A Typical Station. Miami is a communication man's paradise. It is well staffed and operated with plenty of savvy. The "shack" is a neat-looking one-story building at 5931 N.W. 36th Street, just a wavelength from Miami's busy International Airport.

The heart of the ARINC-Miami Station (code name: MIAXA) ground-to-air 'phone section is the spiffy looking control point, with six operating positions. The station is also in high-speed c.w. contact with other ground stations in Nassau, Cuba, and Brazil. And talk about radioteletype . . . they've got 124 machines clattering away with messages to the Caribbean area and to Central and South America.

This beehive buzzes 24 hours a day, using 4500 transmitting and receiving tubes, 118 receivers, and 22 transmitters (most of them multi-channel). The fantastic array of equipment spans "Kilocycleville" from one end of town to the other (2848 kc., c.w., to 131 mc.).

MIAXA's 'phone channels are: 2952, 2966, 3105, 3432.5, 4668.5, 5506.5, 5566.5, 5589, 5619, 6537, 8837, 8871, 10,021, 13,294.5 and 13,344.5 kilocycles and 126.9, 127.3, 130.8 and 131 megacycles. The station can be easily heard on any of these frequencies throughout the entire North American continent.

It has often been heard in Europe and South America with good level. Their 'phone handle is "Miami."


Because of their varied operating frequencies, an intricate series of antennas is required. To provide elbow room for the "antenna farm," a site was selected out in the sticks. And that happens to be the perfect description of the antenna farm, sticks sticking on top of sticks, out in the sticks. The sticks in this case are telephone poles, and there seem to be billions of them, stuck into the ground, into each other, into everything. Draped between the poles, looking like a giant spider's nightmare, are miles of antenna wires. Keeping these antennas humming are 1-, 3-, and 5-kw. Collins and Wilcox rigs.

The receivers are also out in the country, at a different location from the transmitters, and they have their own antenna farm. There is a single-channel crystal-controlled receiver for each receiving frequency in use. Generally, non-directional antennas are used for voice and c.w. work, with rhombics on the teletype channels.

Separate Networks. Now that you have an idea of the setup at this one ARINC station, bear in mind that MIAXA is a part of numerous networks. Each network uses different groups, or families, of frequencies covering certain areas and flight routes. Some airlines provide their own extensive communications system, into which MIAXA is connected. Although ARINC holds the licenses for the U. S. airline radio stations, very often a station is staffed by personnel employed by the airline that the station normally contacts.

As far as the DX'er is concerned, ARINC stations have always been cooperative in providing information about themselves, and QSL'ing with such courtesy that you almost hate yourself for not writing to them sooner. Reception reports for ARINC stations should be addressed to: Supervisor of Radio Communications, name of airline the station was heard working, city, state. You can send a prepared reply card, but chances are that even if you don't you'll get a QSL, via letter.

Think of ARINC as a nation-wide chain of stations, each one as elaborate as MIAXA, all dedicated to making air transportation safer and more enjoyable, and you'll have a picture of this organization: the champion behind-the-scenes outfit of all time.



STEREO TAPE

IS BACK—TO STAY!


Four-track systems give stereo tape a new lease on life

THINGS are happening faster than ever in the audio world. Just a few months ago it looked as if stereo tape were going the way of silent films, and the average audiophile could spend his time more profitably looking for old Edison cylinders than trying to locate worthwhile stereo tapes—especially ones he could afford. With a first-round wallop that made Ingo Johansson's right look like a love tap, stereo records had floored stereo tape, and it seemed as if it were down for the count.

But stereo tape is suddenly back on its feet, and it has a new one-two punch: four-track reel-to-reel tapes and tape cartridges. Right now the battle between tapes and discs is beginning to look like a toss-up, and no matter which one the consumer bets on, he himself will be the real winner.

Tape Cartridges. Part of the big news is the availability of stereo tape cartridges and the machines to play them on. Here at last is the answer for those who have shied away from tape because it's been

By **ERNEST JOHN**



hard to handle. If you haven't had a chance to see the cartridge system in action, here's how it works.

The prerecorded tape comes packed and specially wound inside a tough plastic case, or cartridge. After the cartridge is slipped onto the player, you just press the start button and you're in business. Total elapsed time—about five seconds! There's no threading to do, and no loose ends of tape can find their way off the reel onto the floor. The cartridge itself is foolproof and childproof; about the only way to do any damage to the music locked inside is to take a blowtorch to it.

The tape cartridge system is a standout in other ways. At the end of the first "side" of the tape, the machine stops automatically. You flip the cartridge over and, at the touch of a button, the second side is all ready to go. To skip one side, you press the fast-forward button and flip the cartridge over after the automatic stop. When you're finished for the evening, you shove the cartridges in the nearest bookcase—or any place other than on a hot radiator.

What about the tape that's in the cartridges? Well, in comparison with the old two-track stereo tapes that were played back at 7½ inches per second, the tape cartridge system enables four times as much music to be put on a given length of tape. This is possible since the number of tracks has been doubled and the tape speed has been reduced to 3¾ ips. The net result of these doubling-up tactics has been to give the four-track 3¾-ips tape cartridge slightly more playing time than an average stereo record.

Radio Corporation of America plans to have 65 prerecorded stereo tape cartridges on the market by Christmas, and other companies such as Mercury, Bel Canto, and Omegatape are also planning to get into the tape cartridge swim. Prices now run between \$4.95 and \$9.95, and they may eventually come down to the price range of stereo records.

Cartridge Players. If you've followed the development of the tape cartridge, you'll recall that in the last two years RCA has had its troubles with the cartridge player. Every time they figured that all the "bugs" were out, it seemed a new one popped up. Now it appears that all the while Bell Sound was quietly working on its own player (which would also handle the RCA tape cartridges).

The situation at the present time is that RCA, the moving force behind the whole tape cartridge business, has only one machine on the market while Bell has no less than *six* different models. Other manufacturers such as Viking, Pentron, and VM will probably be offering their models shortly. Let's take a quick look at the machines now available, the RCA and the Bell units.

The RCA cartridge player-recorder is a compact item, with its own built-in three-speaker system to handle one stereo channel and a speaker output jack for the second channel. All the tape transport controls are push-button affairs, and there's a volume control, tone control, "magic eye" recording level meter, and a selector switch for changing tracks and choosing the method of operation. The machine lists for \$299.95, including two microphones.

Bell's line starts off with a playback-only job for \$129.95. The only controls in sight on this svelte little beauty are an on-off switch and one operating lever which you set at *neutral*, *play*, or *fast*. No speakers and no preamps are included, just two outputs to connect to the tape-head inputs of your stereo rig.

As you go on up the Bell line, things get fancier. The next model has dual preamps, and it's still strictly for playback. Then you hit the models that record as well as play. There's a choice of portables and table models, with attractions like twin VU meters, transistor recording preamps, three sets of inputs, and separate level controls for each channel—plus the other standard facilities. The top of the line goes for \$299.95 without speakers.

Four-Track 7½-ips Tape. In all the excitement over cartridge tapes and players, let's not gloss over the other part of stereo tape's new one-two punch, four-track reel-to-reel tapes. From any angle, four tracks mean twice as much music on a reel or in a cartridge. And for those stereophiles who sniff indignantly at the idea of 3¾-ips tapes, the new four-track 7½-ips stereo tapes on standard reels provide the answer. Though they cost roughly the same as older two-track tapes, they hold twice as much music.

While the four-track system is still in the medium-fi category at 3¾ ips, the fidelity of four-track tape at 7½ ips is high enough to satisfy the most critical pair of calibrated ears. And since the two stereo




stereo discs and also against each other.

With the tape cartridge manufacturers eyeing a mass market for their product, it seems likely that the cartridges will be standardized at 3¾ ips, since the lower speed will mean more music on the same amount of tape and allow the cartridges to be priced as low as records. Cartridge machines are already available on about the same price scale as record-playing

◀ The RCA tape cartridge and cartridge player are now available. Prerecorded four-track stereo cartridges cost from \$4.95 to \$9.95. Player is \$299.95.

This Bell tape cartridge machine sells for \$199.95. More elaborate models which cost up to \$299.95 are also available.



channels are always spaced apart by the other two channels, there's actually less chance of crosstalk. The only trouble with four-track reel-to-reel tape is that which afflicts any reel-to-reel system: it's awkward to handle.

The prospect of a good catalog of four-track reel-to-reel stereo tapes is promising. Ampex has just formed a new division to handle commercial four-track releases for all companies. The idea is to encourage the various companies to go ahead full speed and get those new reels into the hands of consumers. A total of 500 selections from 12 companies should be in the stores by the end of the year. Prices will be from \$6.95 to \$8.95, with playing times from 30 minutes to about an hour.

Four-track tapes can be played on any machine with the proper facilities and almost all tape machines are available with four-track facilities these days. Most older stereo recorders can be converted to four-track operation by installing the necessary playback heads. The conversion would not obsolete present collections of two-track tapes since they can be played on four-track systems.

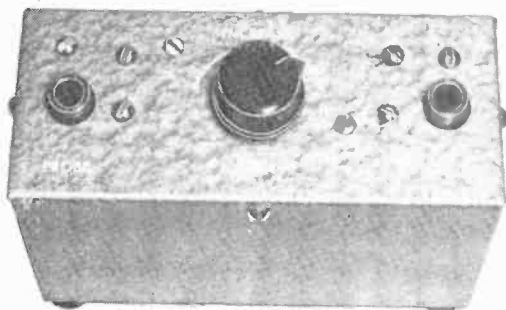
Tapes vs. Discs. It's quite evident that four-track tapes, in one form or another, are going to give stereo discs a run for their money. Let's take a look at the way the two new tape systems stack up against

equipment, and more of them are coming.


In quality, discs receive the nod over cartridges—though the situation could change if some breakthrough in tape manufacture should come. The major appeals of both, however, are price and convenience.

In terms of traditional hi-fi virtues like frequency response, low distortion and noise, and dynamic range, four-track 7½-ips reel-to-reel tape appears to be superior to the cartridge and disc systems. Although cartridges and discs will undoubtedly be improved to the point where they will be on a quality level with present-day four-track 7½-ips tape, comparable advances in quality will also be made by the reel-to-reel system. This means that 7½-ips four-track tape will be the only choice for the quality-conscious stereophile, regardless of its extra cost and awkwardness in handling.

As indicated earlier, the winner in this three-way battle which is shaping up will be *you*. Between records, cartridges, and reels, you're going to find more good listening than ever before.



By
C. L. HENRY



Multi-Purpose Transistor Amplifier

HAVE you ever tried to find a short in a cable by the "cut and try" method and finished with no cable at all? Could you use a vibration analyzer, a preamplifier, a monitor amplifier, etc? If so, this general-purpose transistorized amplifier may be just what you need for your tool kit.

With the addition of accessory probes, this pocket unit will do all the above jobs—and more! A probe using an iron-core coil will enable you to locate shorted wires in any size cable. And a crystal-diode probe can be used for tracing signals in all r.f., i.f. and a.f. circuits.

Operated from a long-lived battery, the amplifier is independent of power lines, and is built in a small case which is convenient to carry and use. Since the total cost of constructing this unit is less than \$15.00, it is a project well worth considering.

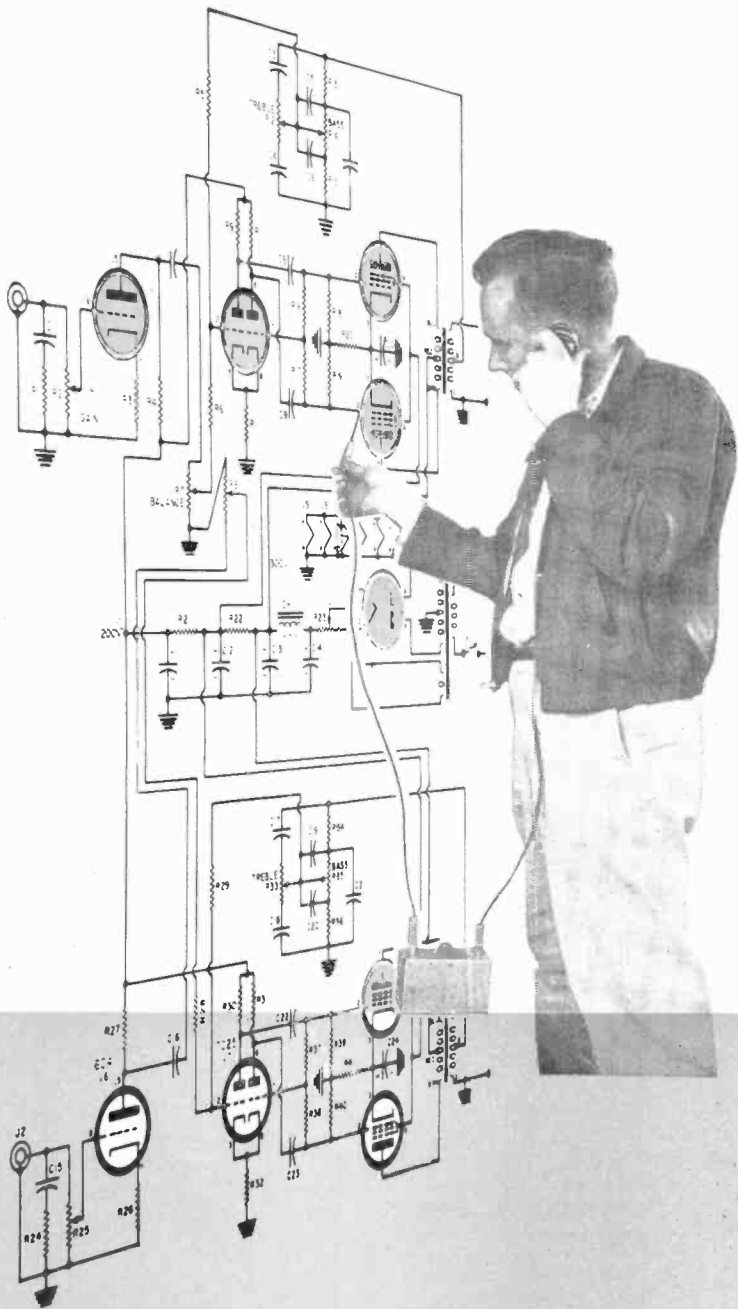
Mount all circuit components, with the exception of the jacks, gain control, and battery, on a small piece of perforated phenolic board. Flea-type lugs can be inserted in the holes to simplify the wiring.

The board assembly is mounted on the front panel of a $3\frac{1}{4}$ " x $5\frac{1}{4}$ " x 2" box. Jacks *J1* and *J2* are of the long frame telephone type; they cost more initially, but will give longer trouble-free service.

Optimum values of *R1* and *R4* are determined experimentally. These resistors, after selection for maximum stage gain, will fall between 10,000 and 20,000 ohms. Make sure that a maximum of 5 ma. flows in each stage. If everything works out as it should, total gain should be close to 60 db with the gain control at maximum. Transistor *Q2* can be driven to overload with 10 millivolts of signal at *J1*.

The battery and spring mounting clip

**...for the
trouble-shooter
and the
experimenter**

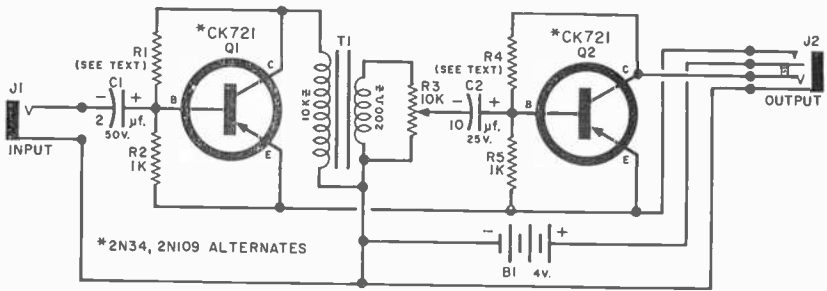


are mounted on the bottom of the box and the amplifier's power leads are soldered directly to the battery since frequent replacements will not be needed. When all soldering is complete, the wires can be laced. The component board is mounted between jacks *J1* and *J2*, with two 1½" long 6-32 machine screws and bolts arranged as stand-offs.

Next, the front panel should be fastened in place and decals applied. Rubber feet

and a shoulder strap can be installed if desired.

Applications for this gadget are plentiful. Possibly the most useful accessory is a pickup coil constructed by winding 500 or more turns of thin wire on a laminated iron core. (An old transformer or choke



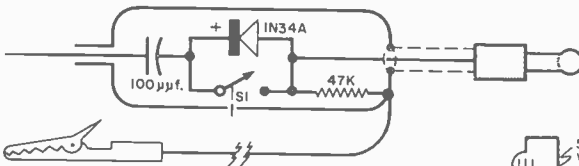
PARTS LIST

- B1—4.0-volt mercury battery (Eveready type E-233 or equivalent)
- C1—2- μ f., low-voltage electrolytic capacitor
- C2—10- μ f., low-voltage electrolytic capacitor
- J1—Telephone type jack, (Switchcraft type MT-331 or equivalent)
- J2—Telephone type jack, (Switchcraft type MT-333 or equivalent)
- Q1, Q2—2N109, 2N34 or CK721 transistor
- R1—See text
- R2—1000-ohm, $\frac{1}{2}$ -watt carbon resistor
- R3—10,000-ohm potentiometer
- R4—See text
- R5—1000-ohm, $\frac{1}{2}$ -watt carbon resistor
- T1—Interstage transformer, 10,000-ohm primary to 200-ohm secondary (Stancor TA-34 or equivalent)
- 1—3 $\frac{1}{4}$ " x 5 $\frac{1}{4}$ " x 2" steel box (ICA 5797 or equivalent)
- 1—Small perforated phenolic board

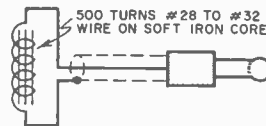
Select transistors that will provide the greatest gain for the amplifier. You can either solder the transistors in place or use sockets for convenience of replacement and testing, as you wish.

will provide the laminations.) The coil is insulated with tape and connected to a 4' cable which is terminated in a telephone plug.

In use, the pickup coil is held close to the point to be monitored. With it, you can trace trouble in an audio amplifier by picking up the signal at the transformers. You can also monitor a telephone and follow



Two probes for the amplifier: the one above, for a.f. and r.f. signal tracing, is built in a small shielded container; the induction probe at right has an unshielded winding. A similar a.f.-r.f. probe is described in greater detail in the July '59 issue.



the signal in any equipment using transformer coupling.

To find the exact location of a short in a cable, connect an audio oscillator to ends of the shorted pair in the cable. Move the pickup coil along the cable, starting at the oscillator end. The short will be found near the point where the signal stops.

Another handy accessory is a signal-tracing probe. Using this probe, trouble may be traced in a radio receiver, and the defect easily found. The probe is constructed in a shielded can as shown.


A vibration pickup may be constructed using a crystal phonograph cartridge. And with a little thought, you will probably be able to find many other uses for this truly versatile transistor amplifier.

HOW IT WORKS

This utility amplifier has two stages, each a common emitter type. The input goes directly to the base of the first CK721, through a 2- μ f. electrolytic capacitor. Base bias is determined by a voltage divider ($R1$ and $R2$) connected from the collector to the emitter. Transistor $Q1$ amplifies the signal 40 times and the collector output feeds the primary of $T1$, the secondary of which is connected to the gain control, $R3$. The second stage is identical to the first, except that the output of the CK721 goes to a high-impedance headphone instead of to a transformer.

When the induction pickup-coil probe is used, it intercepts the magnetic lines of force surrounding a coil or wire carrying an alternating current. In the r.f. probe, the applied signal is coupled to the diode which demodulates the signal and applies it across the 47,000-ohm load resistor. The output voltage obtained from either probe is applied to the amplifier.

By
JOSEPH MARSHALL



INSIDE the HI-FI Loudspeaker

IF WE had to single out one element of a hi-fi system as being the most important, we would doubtless select the loudspeaker.

We can appreciate the difficult job the loudspeaker has to perform if we recall that the various types of musical instruments generate sound in different ways. The string instruments produce sound by vibrating a string, the brasses by forcing air through a specially shaped aperture and the woodwinds by vibrating a reed coupled to a wood or metal pipe, the percussion instruments by striking a taut diaphragm or pieces of metal, wood, glass, etc.

Each of these sound-generating methods imparts a special character to the produced sound. The loudspeaker, on the other hand, can generate sound in only one very simple way—by moving a “piston” back and forth in the air. And yet, through this single means of generation, it is expected to duplicate not only the sounds produced by the various instruments individually, but also the sounds of all of them playing simultaneously!

Practical Air Pump. A loudspeaker is nothing more than an air pump which alternately

*Speaker design is
a tricky—sometimes
personal—process.
Here are some of
the considerations
involved*

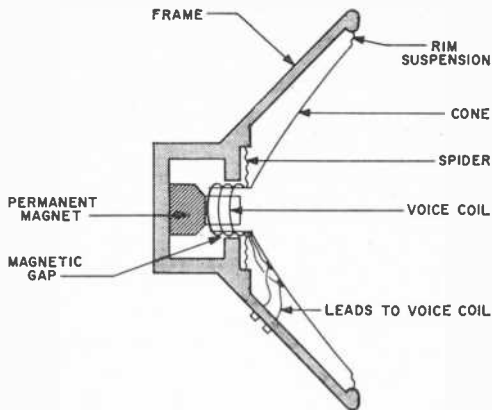


Fig. 1. Cross section of typical permanent magnet loudspeaker. Magnetic assembly is the "motor," and the cone is the "piston" which moves the air.

pushes and pulls the air in front of it and behind it. This back-and-forward motion of the loudspeaker cone produces compressions and rarefactions of the air, creating variations of air pressure which we perceive as sound.

To make a practical loudspeaker, we need a "piston" to contact the air and some kind of "motor" to drive it back and forth. Several types of motors have been developed but almost all current speakers use either the "dynamic" or the "electrostatic" principle.

The theory of the dynamic motor is quite simple. If we slip a few coils of wire over a rod-shaped magnet and then pass an alternating current through the wire, the alternating magnetic field around the coil interacting with the steady magnetic field of the magnet will cause the coil to move back and forth. Thus, we have what might be called a "push-pull" electric motor, to distinguish it from the rotary motors used in fans, sewing machines, etc.

If we attach this motor to a suitable piston to push the air, we will have our loudspeaker. In practice, the a.c. is supplied to the speaker voice coil by the output of an audio amplifier.

Springs and Resonances. The cross section of a typical dynamic loudspeaker is shown in Fig. 1. A device called a "spider" suspends and positions the voice coil in the proper relationship to the magnetic field for optimum response. Obviously there must be some "give" to this suspension for the voice coil to move back and forth freely. But a big cone is too heavy to be

held in place by the spider alone. Therefore, it is necessary to suspend the cone at its outer edge. Obviously, this suspension must also be quite flexible; it is frequently composed of a compliant material such as soft leather, cloth, or foam rubber.

Thus we see that the cone is suspended on two sets of circular "springs," the spider and the rim suspension. These springs complicate matters because power must be wasted in compressing and expanding them as the voice coil goes back and forth. On the other hand, the springs provide a necessary "restoring force" to keep the voice coil centered not only coaxially over the magnet, but also laterally in the middle of the magnetic field.

But the advantages of this restoring force come only at a high price. Whenever a system of springs is introduced into a device, mechanical resonances are the unavoidable consequences. These resonances, as we shall see, produce some problems which are difficult to overcome.

Design Compromises. A loudspeaker, therefore, has the following individual elements: the magnet and its gap, the voice coil, the cone, and the suspension. Each of these elements has an effect on performance and all interact with one another.

For example, the bigger the cone, the more air it can move with a given push or pull. This would seem to indicate that speakers should be designed with very large cones. But as the cone is made bigger and heavier, more power is required to drive it, and the suspension system's restoring force must be made stronger. If the cone is designed to move back and forth over a greater distance, and thus move more air, the magnetic gap must be deeper and the suspension be made both more compliant and more linear.

By increasing the effective magnetic field, the speaker can be made more efficient. But should the available field be concentrated in a shallow gap or a deep one? A deep gap permits longer voice coil travel but decreases the magnetic force at any given point. A shallow gap concentrates the force, but limits the distance the voice coil can travel and still remain within the magnetic gap.

In order for the voice coil to move easily, it should be as light as possible. But if the coil winding wire is small, the electrical resistance goes up and power is used up in heating the coil instead of driving the mo-

tor. If a larger coil is used, thereby decreasing resistance, its weight goes up, making it more difficult to drive.

In other words, there is no one "right" way to design a loudspeaker. Even if the designer were free to produce a "cost-no-object" speaker (which he usually is not), it is obvious that compromises must be made at almost every step of the way. There is no such thing as a "best" loudspeaker design.

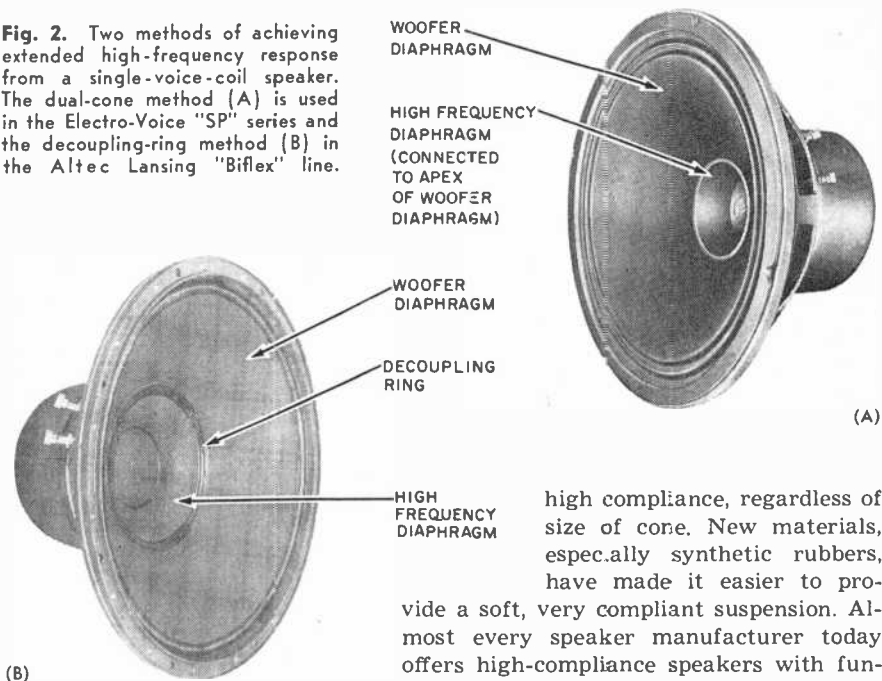
A speaker designer must have not only

to extend the bass response, we must lower the resonant point.

There have been two schools of thought on how to push resonance down in frequency. One school favored making the cone large and relatively heavy. The other school preferred a smaller cone in a more compliant suspension. Until recently American manufacturers in general favored the big cone, while the British favored the small cone in a compliant suspension.

The trend today is toward speakers of

Fig. 2. Two methods of achieving extended high-frequency response from a single-voice-coil speaker. The dual-cone method (A) is used in the Electro-Voice "SP" series and the decoupling-ring method (B) in the Altec Lansing "Biflex" line.



a lot of engineering know-how but also a good ear. And since the final test of a loudspeaker is how it sounds, the designer's personal taste will invariably have a lot to do with the way his speakers are put together.

Lowering the Resonance. We have mentioned that the system of springs which suspends the cone causes the speaker to resonate at certain frequencies. Very little energy is required to produce sound at the resonant frequency. Below resonance, however, the large cone excursions require a suspension system with uniform compliance, or distortion will be generated. A speaker isn't very effective below its resonant frequency, and therefore, if we want

high compliance, regardless of size of cone. New materials, especially synthetic rubbers, have made it easier to provide a soft, very compliant suspension. Almost every speaker manufacturer today offers high-compliance speakers with fundamental resonance points in the neighborhood of 20 cycles.

Extending the Highs. It is very difficult for a single-cone speaker to cover the entire audio range, especially the high frequencies, satisfactorily. Two simple ways to extend the high-frequency response of a single-cone speaker are shown in Fig. 2.

One method is to add a smaller cone to the same voice coil, inside the big cone, as in Fig. 2(A). Another way is to divide the main cone into two cones, joined by a flexible decoupling ring. At bass frequencies both cones operate as a single piston, but at high frequencies only the inner half vibrates. See Fig. 2(B).

Still another approach is to use separate speakers for the high and low frequencies. An independent tweeter can be mounted on the frame of the woofer, may be part of

the woofer magnet assembly, or can be mounted separately.

Damping. The ideal speaker would reproduce the sound fed into it and then stop dead. Unfortunately, since a speaker cone has inertia, it will tend to keep going even after its driving signal stops.

In a piano we can damp the vibrations of

magnetic field. Magnetic damping also works together with electrical damping; and the greater the magnetic field, the higher the damping potential.

- *Electrical damping* is provided by the amplifier which drives the speaker. If the voice coil of a speaker is externally shorted, its movement will generate a voltage which opposes the magnetic field and therefore damps the voice coil. Although the nominal output impedance of an amplifier may be rated at 8 ohms, its effective resistance may be 1 ohm or even less. The lower it is, the more the voice coil sees a shorted condition and the higher the damping voltage its movement generates. The combination of a low amplifier output resistance and high magnetic flux can produce a high degree of damping.

- *Acoustic damping* is provided by the air into which the speaker works. Free air offers very little resistance, but air enclosed in a box offers considerable resistance to cone movement and therefore damps the speaker. The smaller the enclosure, the greater the load the air offers and the higher the damping.

By using a combination of these various methods we can achieve any amount of damping we want. The damping ought to be at least enough to smooth down the resonant peak of the speaker. But here again the question of taste arises.

Some people like a highly damped system which immediately stops producing sound the moment excitation ceases. Others prefer a little "hangover" because it produces a more resonant and more "live" sound. Many amplifiers provide damping controls to permit the adjustment of the damping to optimum—or to suit the preference of the listener.

Efficiency and Quality. All other things being equal, an efficient speaker is preferable to an inefficient speaker because it can be driven with less power. But it's easy to be misled here. While a resonant speaker is far more efficient than a non-resonant one, it may be less faithful to the original sound. Also, a highly damped speaker, although it has improved transient response, is less efficient than an undamped speaker.

So we see that it's very difficult to equate efficiency with quality. Some of the finest systems are very inefficient; some are very efficient. There is no necessary correlation.

(Continued on page 142)

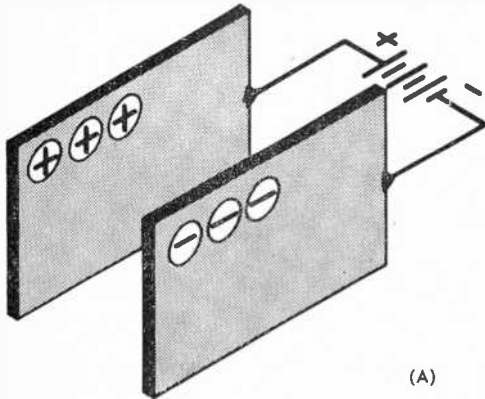
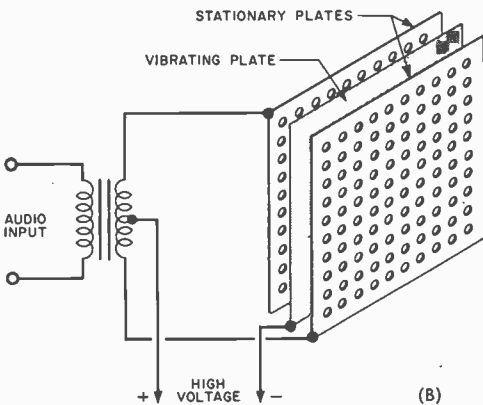



Fig. 3. The fundamental principle of electrostatic speaker operation is shown in (A). When the plates have a like charge, they will move toward each other; when they have unlike charges, they will repel each other. In (B) is a typical hookup for a practical electrostatic speaker.



the wires by pressing the "soft" pedal. This moves a felt pad against the wire, absorbing energy and thus stopping the vibration. We can damp a loudspeaker in a comparable way by a combination of several factors.

- *Mechanical damping* is provided by the suspension system at frequencies other than the resonant frequency.

- *Magnetic damping* is provided by the



Short-Wave Report

By **HANK BENNETT**
W2PNA/WPE2FT

SINCE Ray Linnville started DX'ing two years ago, he has logged 17 countries on the short-wave broadcast bands. Ray is one of the younger P.E. reporters (16), a student, and lives at 1106 East Tunis Street, Pensacola, Florida. His Short-Wave Monitor call letters are WPE4LR.

Ray began DX'ing with the assistance of two local radio amateurs, K4RSD and K4TPU. Six of the countries he has logged on the broadcast bands have been verified. On the amateur bands, Ray has verifications from nearly 300 stations. His best verification came from a low-powered Italian station.

The mainstay of the Linnville listening post is a Hallicrafters S-38E receiver. Ray also owns a Globe Scout 50-watt transmitter. The antenna currently in use is a doublet cut to the 21-mc. band; he plans to install a long-wire shortly.

Ray's best DX'ing is done on the 31-


meter band (9000 to 10,000 kc.). His favorite stations are *Radio Switzerland* and the BBC, the former for musical programs and helpful tips to the DX'er, and the latter for their highly informative newscasts.


Now a member of the American Radio Relay League and the Pensacola Amateur Radio Club, Ray also intends to join the Newark News Radio Club. His other hobbies include photography and sports.

Ray would like to see a periodic listing of SWL Card Swappers as well as more articles on antennas in the pages of P.E. (Try the one on page 97 for size, Ray.) He also would like to see this "featured DX'er" section continued on a monthly basis. Would you? If you have any suggestions as to whom you would like us to interview, let us know. We will be happy to hear from you.

(Continued on page 150)

Ray Linnville, WPE4LR, at his listening post in Pensacola, Fla. Ray's Hallicrafters S-38E receiver (at left in photo) is also used on the ham bands with his Globe Scout 50-watt transmitter (shown at the right of the receiver).





Transistor Topics

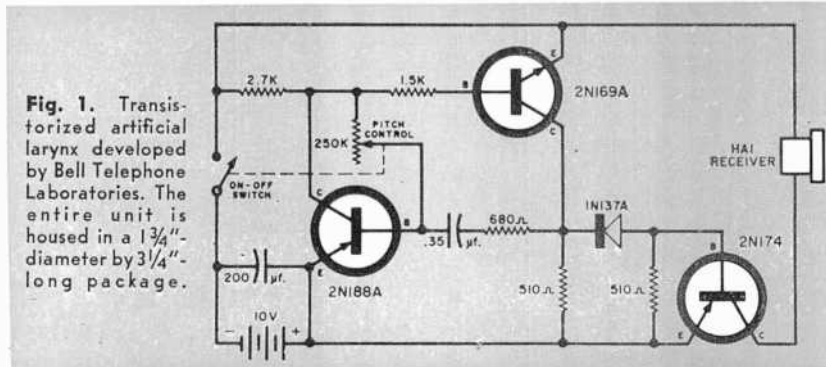
By LOU GARNER

ON A long-term basis, the transistor's importance may be measured by its direct contribution to mankind's health and welfare rather than by the extent of its

a convenient three-transistor *electronic larynx*.

This new miniature unit produces audio signal pulses which can be fed into the throat from the outside and serve as a substitute for the sound vibrations normally produced by the vocal cords. The vibrations can then be turned into intelligible speech by normal use of the throat muscles, tongue, mouth, teeth and lips. Experienced operators can achieve a sentence intelligibility of better than 97%.

A schematic diagram of the Bell unit is shown in Fig. 1. Basically, the device consists of a *p-n-p/n-p-n* complementary relaxation oscillator with a pulse rate of be-



application to entertainment, communication, and warfare. In earlier columns we discussed some of the transistor's applications in medical research and instrumentation. The first large-scale commercial use of the transistor, of course, was in hearing aids. Today, all commercial hearing aids are transistorized.

And just as there are hundreds of thousands of individuals whose hearing has been impaired by accident or disease, so are there many people who have lost their voices through larynx removal or vocal-cord paralysis. To help these individuals, Bell Laboratories has recently developed

tween 100 and 400 per second, depending on the adjustment of the *pitch* control. The relaxation oscillator, in turn, is coupled through a diode to a single-ended common-emitter power amplifier driving a modified telephone receiver cartridge (*HAI*) as an output transducer. Operating power is supplied by a pair of 5.2-volt mercury batteries connected in series to supply 10.4 volts, but can be obtained from an a.c. power pack for home or office use.

The entire unit, including the output transducer and battery power pack as well as the electronic circuitry, is housed in a cylindrical package about 1 3/4" in diameter

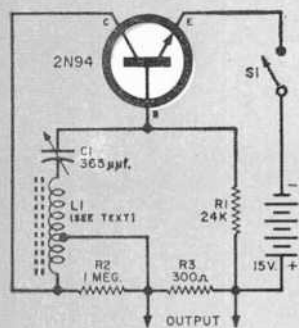


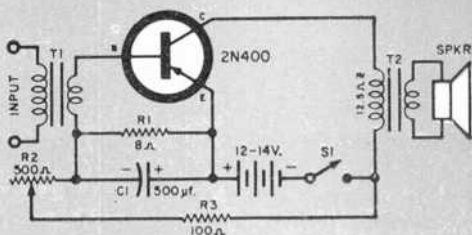
Fig. 2. This r.f. oscillator circuit, submitted by reader Joe Frankel, has many potential applications.

made to the junction of $L1$ and $C1$, with the power switch $S1$ replaced with a standard hand-key.

An $n-p-n$ transistor in the common-emitter configuration is used as a modified Hartley oscillator, with its frequency of oscillation determined by a series-resonant circuit $L1-C1$. Base bias is furnished through $R1$ and collector bias current through $R3$ and part of $L1$; $R2$ serves as a fixed load across $L1$'s tapped section and helps improve circuit stability. The output signal is obtained across $R3$, thus minimizing frequency shift due to loading.

You can assemble a similar unit on a standard metal chassis or on one of the perforated Bakelite boards so popular with

Fig. 3. Gene Richardson's "booster" amplifier will deliver up to six watts.



by $3\frac{1}{4}$ " long. The instrument's on-off switch and *pitch* control are ganged to a single finger-operated lever.

In using the electronic larynx, the operator presses the output transducer against the side of his throat, a little under the chin, and actuates the control switch with one finger. Men adjust the pulse rate from about 100 to 200 pps to change voice inflection; women generally use a frequency range from 200 to 400 pps.

As this is written, the Bell electronic larynx is still a developmental device, and is not yet in commercial production. Chances are that production units will be available in not too many months, however.

Readers' Circuits. Submitted by reader Joseph E. Frankel (Suite 8, 13309 Buckeye Rd., Cleveland, Ohio), the simple r.f. oscillator circuit in Fig. 2 has a number of potential applications in experimental work. It can be used as a test oscillator, BFO, or, if calibrated, as a signal generator. If it is equipped with a short antenna, it can serve as a low-power c.w. transmitter; here, the antenna connection could be

experimenters. $L1$ is a ferrite loopstick (Type AA-50, Shields Electronics, Chicago, Ill.) and $C1$ is a standard 365- μ f. variable capacitor. A 22.5-volt battery can be employed if a 40,000-ohm resistor is used for $R1$ and 500 ohms for $R3$. Other r.f. $n-p-n$ transistors can take the place of the 2N94, but you may have to experiment with bias resistor values to obtain best performance.

A single-ended power amplifier stage delivering up to 6 watts, the circuit shown in Fig. 3 was sent in by reader Gene Richardson (310 East Mason, Alexandria, Va.). He suggests using this circuit as a "booster" amplifier for a personal-portable receiver or, if combined with a standard preamplifier, in p.a. or phonograph applications. All parts are standard and readily available through most distributors.

A $p-n-p$ power transistor is employed as a common-emitter Class A transformer-coupled amplifier. Base bias is supplied by voltage divider $R1-R2-R3$, with $R1$ bypassed by $C1$. A 12- to 14-volt power supply battery is controlled by a standard s.p.s.t. toggle or slide switch ($S1$). $R1$ and

R_3 are 1-watt resistors, R_2 a 2-watt rheostat or carbon potentiometer. C_1 is rated at 500 μ f., 15 volts. Transformer T_1 should be chosen to match the signal source to a 10-ohm load (a small tube output transformer will serve here . . . or, if you prefer, use an Argonne Type AR-114). Transformer T_2 is a power output transformer matching 12.5 ohms to the loudspeaker's voice coil impedance (this could be a "universal" transformer, such as the Lafayette Type TR-94).

Gene suggests that the amplifier be assembled on a small metal chassis which will serve as a "heat sink" for the transistor. You can use a Bendix Type 210 6500 mounting kit to mount the transistor and to insulate it from the chassis. Operating power can be supplied from any heavy-duty 12- to 14-volt battery . . . an auto storage battery would be excellent, as would a 12-volt "hot shot" or lantern battery.

After assembly, set R_2 to its maximum resistance. Open the collector lead and insert an 0-5 ampere meter in series. Next, with the power turned on, but with no signal applied, adjust R_2 for a current reading of 1.25 amperes. Afterwards, the meter is removed and the collector recon-

until satisfactory performance is obtained. Surprisingly, this "cut and try" method is not confined to gadgeteers, but is often employed by advanced design engineers, for transistor tolerances are such that mathematical design techniques seldom result in final values.

To aid in this work, several manufacturers have introduced "transistor breadboards." Essentially, these are made up of one or more transistor sockets, variable resistors, various capacitors, and one or more power supplies. They range in price from under \$80 to nearly a thousand dollars, depending on features.

The least costly of the available units is Sprague's Model LF-1 "Transimulator," distributed through most parts outlets. Larger—and more expensive—units are manufactured by National Electronic Laboratories, Inc. ("Transistor Circuit Synthesizer"), 1713 Kalorama Rd., N.W., Washington, D. C., and by Abrams Instrument Corporation ("Transistor Breadboard" Model TB-1), 606 E. Shiawassee St., Lansing, Mich.

New Literature. A number of semiconductor manufacturers have recently published booklets, brochures, or folders containing data of value to transistor experimenters, technicians, and engineers. Here's a quick "round-up."

General Electric Company (Semiconductor Products Dept., Syracuse, N. Y.) has published a 24-page brochure entitled "Designing with GE VAC-U-SEL Component Rectifiers." Work sheets, charts, graphs and nomographs are included. Copies of this brochure, GE No. EGG-344, are available free on letterhead requests from engineers and technicians.

Bendix Red Bank (Semiconductor Products Div., 201 Westwood Ave., Long Branch, N. J.) is offering a four-page folder featuring 20 practical transistor circuits. Included are circuits for intercoms, megaphones, light flashers, preamps, phono amplifiers, and power supplies. All parts values are given. Copies of this folder, "An Application Note on Transistor Circuits I," are free on request.

Radio Corporation of America (Semiconductor Products—Distributor Sales, Har-

(Continued on page 140)



Complete "breadboard" setups for experimenters, such as Sprague's Model LF-1 "Transimulator" shown here, are now becoming available commercially. See text for more details.


nected to T_2 . For longer battery life, R_2 can be adjusted for a lower current (0.5 ampere, for example), but power output will be reduced proportionately.

Transistor Breadboards. Many home experimenters like to work out new circuits, and their "design" technique often consists of wiring the experimental circuit, then adjusting various component values

You can improve the listening quality of your hi-fi system, especially stereo, with acoustical tile. How this new component helps make hi-fi sound better, and how you can install it in your home, will be described in this, and future articles.

By ANDREW LORANT

ACOUSTICAL TILE— a New Hi-Fi Component



Enjoyment of hi-fi—especially stereo—can usually be improved by installing acoustical tile in the listening area.


THE manufacturers of hi-fi equipment have been able to provide many methods of controlling sound—bass and treble tone controls, filters, loudness compensating controls, and so on. But all of these exert their effects on the sound *before* it is produced. To provide complete control

of sound, we need some way of regulating the sound *after* it is produced. This we can do only by altering the acoustical properties of the listening room.

One way to achieve acoustical control is by putting sound-absorbent furnishings—chairs, rugs, drapes, etc.—in the room. Obviously, this method is limited in flexibility by practical factors; after all, only just so many overstuffed chairs can be fitted into any given room.

A simpler method involves the use of acoustical tile. This material is particularly good because, in addition to its sound-controlling properties, acoustical tile is easy to install, flexible in installation, and is available in a variety of decorator patterns. Cost is surprisingly low and the results, from an acoustical standpoint, are well worth while.

How does a sound-absorbent material like acoustical tile work? Well, imagine



Measurements have been made to determine the practical effects of installing acoustical tile. Above is the test room before it received acoustical treatment. The many hard surfaces in this room made the enjoyment of music very difficult.

that you are in a room with four hard walls and a volley of ping-pong balls, rather than sound waves, is being propelled from wall to wall. Now, while the original balls are still bouncing around, if a second volley of balls were to be "shot" out of the speaker, all the balls would mix together and it would be impossible to distinguish one group from the other.

This, in effect, is what happens to sound when it is reflected from hard-surfaced walls, ceilings and floors. The direct wave of sound from the speakers mixes together with the reflected sound. By the time the music reaches your ears, it has been so colored by room acoustics that no amount of knob-twisting can make it sound realistic.

Now consider what happens when sound-absorbent materials are added to the room. When sound hits them, it stops bouncing around like so many ping-pong balls. But you can go overboard using these mate-

rials; unless you are careful, too much sound absorption will create a "dull" or "hollow" effect.

It's plain to see, therefore, that acoustical problems cannot be solved by merely adding sound-absorbent materials indiscriminately. The acoustic surroundings must be *controlled*. And this is where acoustical tile comes to the rescue.

By installing acoustical tile on the ceiling and then applying varying amounts of tile on the walls, any degree of sound absorption can be attained. Because of its extreme flexibility of installation, acoustical tile offers infinite opportunities for the design of a listening room which will suit any listening taste.

In addition to its importance as a sound-controlling factor, acoustical tile is useful in cutting down unwanted sounds. If, for example, you wish to listen to hi-fi in the basement while the rest of the family is watching TV upstairs, acoustical tile on the ceiling will help prevent sound transmission from one room to another.



Treatment of test room with acoustical tile results in better room acoustics and better looks, too.

Since the introduction of stereo, the acoustical treatment of the listening room has become even more important than with monophonic hi-fi systems. Ideally speaking, each ear should receive sound from only one of the stereo speakers. The left speaker, for example, should make its strongest impression on the left ear, and sound from the right speaker should be concentrated on the right ear.

For acoustical treatment in a stereo room, therefore, you may find it advisable to put acoustical tile part way down the walls along each speaker enclosure. This will help prevent sounds from the speakers from getting bounced over to the wrong side of the room.

Obviously, then, the treatment of a room with acoustical tile involves not only the amount of tile used, but also where it is



Professional sound-measuring instruments were necessary to obtain data on the results of installing various amounts of acoustical tile.

placed. By carefully studying the many scholarly books that have been written about acoustics, you can find out how much sound-absorbent material is optimum for a room with a given volume of air; but it's more difficult to get some practical guid-

ance that tells where and how to install it.

Accordingly, a test room has been set up to make the necessary measurements and evaluations. Since measurements under as wide a variation of conditions as possible were desired, a basement room with concrete walls, rubber tile flooring, and open beam ceiling was chosen. By erecting "dummy" walls, false ceilings, etc., a number of different conditions could be simulated without too much difficulty.

The preliminary results of these tests (which are presented in the section below) indicate that the application of acoustical tile has undoubtedly improved the acoustics of the test room, but since the study is necessarily detailed, the conclusive report on the measurements will be presented next month rather than in this issue. In the meantime, you might start checking into the advisability of installing acoustical tile in *your* listening room.

-30-

DOES ACOUSTICAL TILE REALLY MAKE A DIFFERENCE?

What does acoustical tile add to the enjoyment of a stereo system? To find the answer, a series of tests was undertaken during the installation of acoustical tile in a typical listening area.

Stereo Acoustics. To obtain the greatest stereo effect, the left ear should receive the sound from the left speaker, the right ear from the right speaker. This situation, however, can be only partially realized because each ear also hears the "other" speaker.

Our hearing mechanism is able to pinpoint a sound source because of a difference in *time* and *level*. Since the path from the left speaker to the right ear is longer than from

the left speaker to the left ear, as indicated by the solid lines in Fig. 1, a sound emanating from the left speaker reaches the right ear an instant later than the left ear. Also, the sound level at the right ear will be less than at the left ear.

In a "hard" room, sound also reaches the ears through reflection from walls, ceiling, and floor. One possible reflected path is shown by the dashed lines in Fig. 1. These reflected sounds not only upset the ear's "timing" mechanism, but they also tend to equalize the level on both ears. As a result, the ability to pinpoint the sound source is reduced.

In order to be able to locate the sound source easily, the reflected sound must be minimized. This is accomplished by the application of acoustical tile.

Measurements. To measure the effects of acoustical tile, the left and right ears were simulated by a sound level meter. With the left speaker providing a sound source, it was possible to measure the sound levels at the left and right "ears." The results are represented in Fig. 2 and Fig. 3.

Without acoustical tile, the difference between the sound levels at the left and right ears is negligible beyond six feet from the speaker (see Fig. 2). In the treated room, however, the difference between sound levels at the left and right "ears" is significant up to 15 feet from the speaker (see Fig. 3). More results will be given next month.

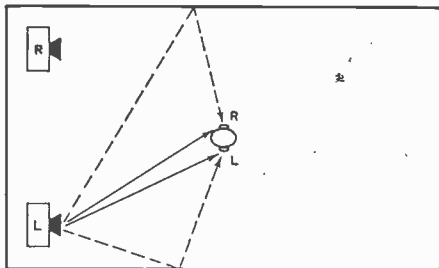


Fig. 1. The solid lines indicate direct sound paths; the dashed lines show some possible paths for reflected sound.

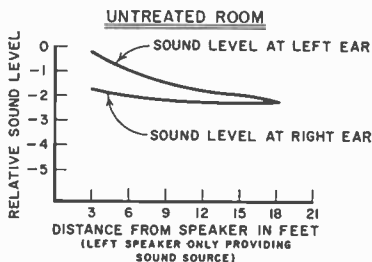


Fig. 2. Untreated room shows negligible differences in sound levels at left and right "ears" beyond 6 feet from speaker.

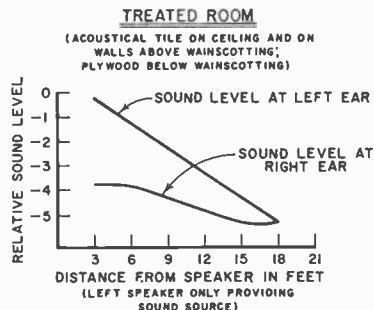



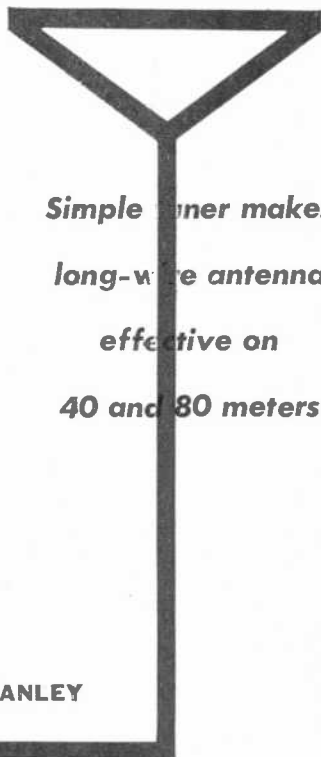
Fig. 3. After treatment with acoustical tile, test room shows improved stereo separation up to 15 feet from speaker.

The Novice



Antenna

*Simple tuner makes
long-wire antenna
effective on
40 and 80 meters*



By JAY STANLEY

MANY a Novice ham has difficulty in "getting out"—and nine times out of ten the trouble lies in failure to put power into the antenna. Fifteen watts of power actually *in* the antenna will put out a reliable signal on the Novice bands.

Transferring power from transmitter to antenna can be tricky business, and this is particularly true when you try to feed most ordinary long-wire antennas with the typical pi network stage of a transmitter. In many cases, the antenna represents a high-impedance load—and feeding it from the low-impedance output of the transmitter makes for a big waste of precious power.


This problem is neatly sidestepped with the "Novice 90" antenna, which is designed to be end-fed with a low-impedance line. Thus, the antenna is very simple to erect and, even more important, you can adjust resonant length right in the operating room. The adjustment is easily made using a 10-cent flashlight bulb which shows you the point of maximum antenna current.

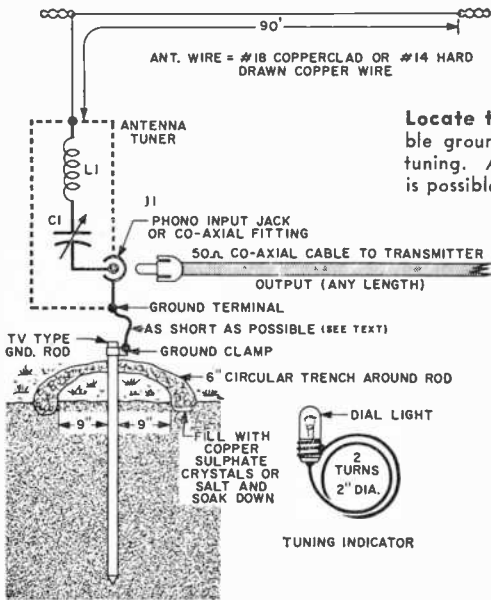
This current is the power being soaked up by the antenna.

Construction. The "heart" of the antenna is a simple tuner, consisting of a TRF-type single-gang tuning capacitor (*C1*) and coil *L1*. These parts are mounted on a convenient board as shown in the diagram. Stand-off insulators support the coil and the antenna terminal.

Variable capacitor *C1* and the Fahnestock clip for the ground connection are mounted directly on the board. The RCA phono input jack *J1* (a regular coax connector could be used instead) is mounted on a small metal angle bracket screwed to the board. Jack *J1* connects to the coaxial cable jumper which runs to your transmitter output terminal.

The coil for the antenna tuner consists





Locate the antenna tuner for the shortest possible ground wire while maintaining accessibility for tuning. A remote waterproofed tuner installation is possible but this would make tuning more difficult.

is rock salt. Ordinary table salt will work well also, but of course is more expensive. Dump in the chemicals, soak down the area with a garden hose, and you will have a ground far more efficient than the usual water pipe ground. The latter should be used only as a last resort and cannot be expected to work as well.

In a typical station layout, the antenna tuner should be mounted alongside a window sill. The ground should be just outside the window, close to the house. The antenna tuner can be connected to the transmitter by any convenient length of 50- or 52-ohm (approximately) coaxial cable.

Antenna Tune-Up. First, attach a two-turn loop of wire to a No. 44 dial light bulb or a bulb from a two-cell flashlight. The loop and the bulb provide an indicator for antenna current. Then, connect the coaxial cable from the transmitter to the antenna tuner. Set the capacitor in the antenna tuner approximately one-half "open."

Next, set your transmitter for 80 meters, and tune it following the manufacturer's instructions. Load up the transmitter final by adjusting the antenna loading and plate tuning capacitors in the transmitter. Now, couple the pickup loop and bulb (as shown in the photograph) to the antenna coil, and adjust antenna tuning capacitor *C1* for maximum brightness. When you find this point, you have the antenna at resonance and it is taking maximum power.

On 40 meters the adjustment is quite similar, although the resonance point is usually very broad, as shown by the tuning loop indicator. On this band, set the antenna tuner capacitor to as high a capacity as possible (plates almost closed) where the tuning indicator is at maximum brilliance.

The last step is to adjust the transmitter tuning for proper load as indicated by the milliammeter in the final of the transmitter. Don't make any big changes in the antenna resonance adjustment already achieved, but check for maximum brilliance of the bulb.

PARTS LIST

- C1*—350- μ f. (or larger) midjet TRF single-gang variable capacitor
- J1*—RCA type phono jack (or suitable coaxial cable connector)
- L1*—Six turns of B&W 2"-diameter Type 3900 coil stock
- 3—Stand-off insulators
- 1—Baseboard
- 1—Fahnestock clip

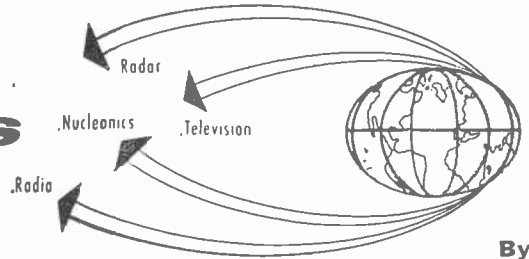
of six turns of No. 14 wire approximately 2" in diameter. Turns are spaced approximately $\frac{1}{8}$ " apart. Wind the coil yourself or cut some turns from a piece of B & W 2"-diameter No. 14 wire coil stock (Type 3900).

The antenna itself is a 90' "L"-shaped length of wire. How much is horizontal and how much is vertical is not particularly important: for example, 30' up to 60' out is ideal. However, other combinations, such as 40' up and 50' out, will work as well.

For best results, keep the ground lead under 10' in length, the shorter the better. If it must be longer, subtract the length of the ground lead *over 10'* from the antenna length in feet. For example, if the ground lead is 14', make the antenna 86' instead of 90'.

You can build an efficient ground as shown in the diagram. Use a standard TV ground rod (the longer the better) and then improve the conducting characteristics by chemically treating the ground nearby. Copper sulphate crystals are excellent, as

After Class



By
FORREST H. FRANTZ, SR.

TRANSDUCERS

Part 1—Voltage Generators

ONCE a nation gets a satellite orbiting, the propulsion and steering teams of scientists relax, loosen their neckties, and perhaps go out for a short beer. The main burden now falls on the shoulders of the telemetering team. These are the people the satellite "talks" to with quavering beeps and chirps, transmitting the latest news from outer space. The electronic sense organs that enable Sputniks and Vanguard's to "perceive" the universe about them belong in the main to a group of electronic devices called *transducers*.


While the word may not mean very much to the casual reader, the technician understands a transducer to be a device that takes mechanical, heat, light or sound energy in one "end" and puts out electrical energy from the other. You'll find transducers used to convert speed, direction, acceleration, mechanical force, strain, temperature, radiated energy, light intensity and numerous other quantities into a voltage or change in resistance, capacitance, or inductance. Generally speaking, a transducer converts signals from one form into another.

Transducers are grouped in two general classifications: (1) voltage-generating transducers; and (2) parameter-changing transducers.

The voltage-generating types of transducers may be further classified as: (a) magnetoelectric (such as the headphone, dynamic microphone, and loudspeaker); (b) piezoelectric (e.g., the crystal phonograph pickup and microphone, the quartz crystal in an oscillator); (c) thermoelectric (e.g., the thermocouple ammeter); and (d) miscellaneous types (in-

cluding photoelectric cells and tubes, electrochemical transducers, etc.).

Magnetoelectric devices operate on the principle that the generated voltage is proportional to the velocity of a wire moving through a magnetic field. Thus, if a small generator is turned slowly, the output voltage is low. If the generator is



Standard crystal pickup serves as a vibration sensing element when small wooden block is attached to short length of wire fitted into the stylus chuck. Unit may have to be shielded to avoid picking up 60-cycle hum.

turned more rapidly, the output voltage is increased. If the generator is geared to the wheel of a bicycle—or the shaft is held against the tire, and the output of the generator is connected to a meter, the meter may be calibrated in miles per hour, and

the total result is a bicycle speedometer.

This principle is widely used in measuring air and fluid flow and the speed of motors and engines in industry. The simple tachometer described in the April '59 issue is an example of magnetolectricity in action.

The permanent magnet dynamic loudspeaker is another commonly used transducer. Here, however, a varying current passing through a coil of wire in a strong magnetic field is used to move a stiff paper cone. The cone in turn imparts the velocity to the air in front of it, resulting in the production of audible sound waves. If a PM loudspeaker is connected through a matching transformer to the input of an

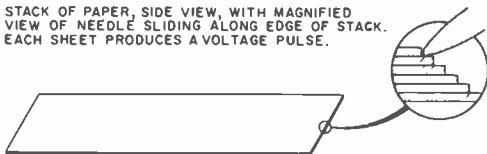


PHONO NEEDLE MODIFIED FOR USE AS ROUGHNESS GAUGE. ROUNDED TIP PRODUCED BY HIGH CURRENT ARC FROM 6V. AUTO BATTERY OR HEAVY DUTY FILAMENT TRANSFORMER.

Fig. 1.

Fig. 2.

STACK OF PAPER, SIDE VIEW, WITH MAGNIFIED VIEW OF NEEDLE SLIDING ALONG EDGE OF STACK. EACH SHEET PRODUCES A VOLTAGE PULSE.



amplifier, it may be used as a microphone. The ability to function as either an input or an output signal device holds true for most voltage-generating transducers.

Piezoelectric devices operate on the principle that when a mechanical stress is applied a voltage output results. Conversely, if a voltage is applied to a crystal, the internal stresses in the crystal change to produce an expansion or contraction of the crystal.

Everyone is familiar with the crystal or ceramic phonograph pickup cartridge which has an output proportional to the mechanical vibration picked up from the record groove by the mechanically coupled needle. The phono pickup cartridge may be utilized as a vibration pickup by providing a coupling like that shown in the photo. Or by modifying a needle as shown in Fig. 1, the pickup may also be used as a surface roughness gauge. If the roughness gauge is held against a surface with uniform pres-

sure and moved at a uniform speed, the output voltage will be proportional to the roughness of the surface.

A crystal phono cartridge may even be used to count sheets of paper, and it does it fast! If a stack of paper is pushed out of shape so that it presents a parallelogram profile (see Fig. 2), and the needle of a phono cartridge is passed along the sloped end of the pile, each "step" passed produces a voltage pulse. If these pulses are fed into an electronic counter, the number of sheets in the stack can be counted in no time flat.

A thermoelectric transducer produces a voltage when heated which is proportional to the temperature. A more common name for a thermoelectric transducer is "thermocouple." The thermocouple is formed by joining two dissimilar metals.

The most common use for the thermocouple is temperature measurement. However, it can also be used to measure r.f. current in conjunction with a d.c. voltmeter.

Advantages of using thermocouples for temperature measurements are that they can operate at extreme temperatures, are very accurate, and permit remote reading of temperatures or automatic control of processes with suitable auxiliary equipment.

The "miscellaneous" category of voltage-generating transducers takes in a vast multitude of devices (far too many to cover here) that do not fit into the other three categories. The most familiar one is the photoelectric cell.

There are two types of photoelectric cells: the photovoltaic type such as the selenium and germanium cells, and the photoemissive type which is normally encased in a glass tube. The most common applications for such light-sensitive devices are in counter pickups, burglar alarms, annunciators, and smoke detectors. Other applications are color-matching, automatic light control and heat radiation measurement.

You may also have heard of the electrochemical transducer which the chemist uses to measure ion concentration in solutions. In this case, the transducer is a glass electrode that produces an output voltage proportional to the ion concentration which is measured with a high-input-resistance VTVM.

Next month we'll discuss the various parameter-changing transducers.

Across the Ham Bands

By
HERB S. BRIER
 W9EGQ

KEYING WITH A "BUG"

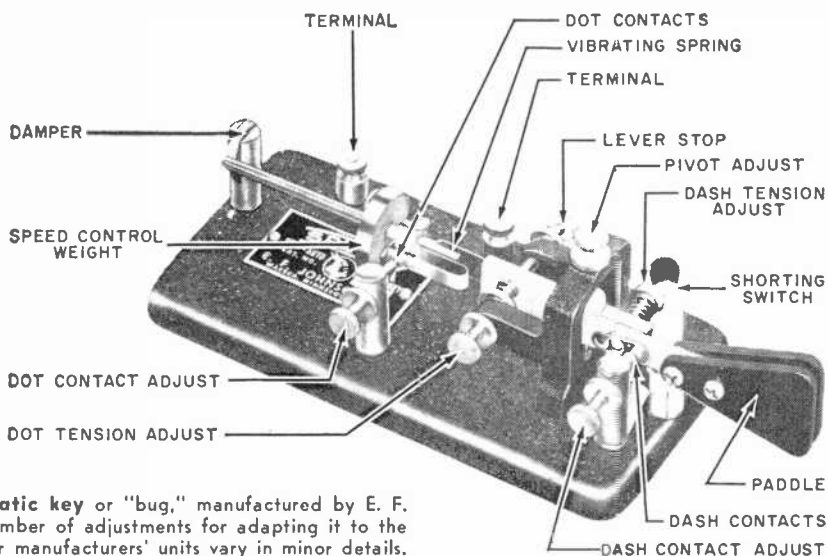
IN SKILLED HANDS, a semi-automatic or "bug" key does for the code operator what an outboard motor on his boat does for a fisherman. The motor doesn't make the angler a better fisherman—it can even scare the fish away if used improperly. In the same way, a semi-automatic key can be a monster in disguise if it is not used properly. Or it can save you a lot of unnecessary work. If you compare the effortless manner in which a skilled operator sends on a semi-automatic key with your own sending on a conventional "straight" key, you will undoubtedly want a "bug" key of your own.

How the Bug Works. The semi-automatic key performs its labor-saving function by making dots automatically when its control paddle is pushed to the right. The dots are formed through the vibration of a weighted, flat spring. This vibration causes the dot contacts to make and break

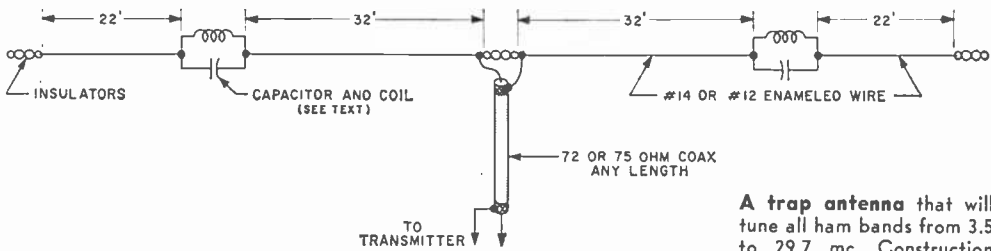
at a speed determined by the number and position of the weights on the speed-control shaft. Dashes are made manually in the normal manner by pushing the paddle to the left.

When the weights are removed entirely from the key, the spring vibrates so rapidly that it makes a buzzing sound. This is supposed to be the origin of the term "bug." Whether it is the true explanation or not, the Vibroplex Company has used the picture of a bug as a trade-mark on their semi-automatic keys for over 50 years.

Novice visitors to my shack jump at the opportunity to send on my bug. Of course, they quickly discover that sending on it is not as easy as it looks. Their A's come out as U's or V's, and their D's and B's sound like 6's. The truth is that a bug doesn't work well below 10 wpm. Sure, you can slow one down to a walk by hanging enough extra weights on it. But the bug



This semi-automatic key or "bug," manufactured by E. F. Johnson, has a number of adjustments for adapting it to the user's "fist." Other manufacturers' units vary in minor details.



A trap antenna that will tune all ham bands from 3.5 to 29.7 mc. Construction details for the tuned traps are given on page 144.


is harder to send on at low speeds than a straight key.

Adjustments. When you take your bug out of its case, a few adjustments will probably be required.

The top and bottom pivots should center the control arm so that both dot and dash contacts meet squarely. Loosen the pivots enough to allow the arm to move freely but not so much as to allow any appreciable vertical motion in it. See that the right-hand stop just lets the end of the weight bar touch the damper at the rear of the bug without bending the flat dot spring when the control arm is at rest.

Set the left-hand stop to permit the control arm to swing about $3/32''$ when its paddle is pushed to the right. Then, set the fixed dash contact to permit the paddle to move about the same distance to the left in making a dash. Also, adjust the tension springs so that the contacts will open immediately upon the release of pressure on the control paddle. Too much tension may make your sending jerky and cause the bug to skitter all over the table in operation, even though it does weigh five pounds. Too little tension will result in sloppy spacing, especially between dashes.

Good "bug" technique is demonstrated by Gary Harwell, WV6ALL.



To adjust the dot contact, place the bug on the table, slow it down to a reasonable speed, and connect it to an audio oscillator. Then adjust the fixed contact so that pushing the paddle to the right produces a string of 10 to 12 dots before the vibrating contact comes to rest against the fixed one and produces a steady note from the oscillator.

The dot contact is not adjusted correctly if holding the paddle to the right produces a long string of dots that finally tapers off into nothingness. Such an adjustment produces dots that are too light to cut through the static, interference, and other noises on the air.

The minimum dot speed of the usual bug is about 15 wpm. This is a bit fast to start with and for regular use in the Novice bands. However, it is a simple matter to slow the speed down to about 10 wpm by pushing the weights out to the end of the control shaft and wrapping a few turns of solder tightly around them.

Using Your Bug. Place the bug on the operating table in the position most comfortable for you, leaving plenty of room for your forearm to rest on the table. Grasp the paddle lightly between your thumb and forefinger, and use a slightly rolling motion of your wrist to manipulate the paddle. Some operators don't touch the paddle except when they are actually making a dot or dash.

As with most things connected with the code, the one way to master a bug is by practice and more practice. Nevertheless, after an hour or so of practice with an audio oscillator, you will be tempted to put it on the air. Go ahead. You might do surprisingly well for a transmission or two. But if you have an initial failure, don't worry about it. Just go back to the oscillator for some more practice.

(Continued on page 144)



Accredited by the National Home Study Council

good training
doesn't cost . . .
it pays!

How To Get an



FCC License (Commercial)

Get Your FCC License
Quickly

We Guarantee to train you **until you receive** **Your FCC License**

Get all 3 FREE

We guarantee

to train you until you receive
Your FCC License

—or your money back

The master Course in Electronics will provide you with the mental tools of the electronics technician and prepare you for a First Class FCC License (Commercial) with a radar endorsement. When you successfully complete the Master Course, if you fail to pass the FCC examination, you will receive a full refund of all tuition payments.

our trainees get good jobs

"Investment in training really pays off"

"I am now employed by the Western Electric Company as an electronic tester. My status as a student of Cleveland Institute was an important factor in my being employed. Knowledge gained through the course has proved amazingly helpful and affords me a feeling of complete confidence."


T. E. Spence, Greensboro, N. C.

Get this handy Pocket
Electronics Data Guide

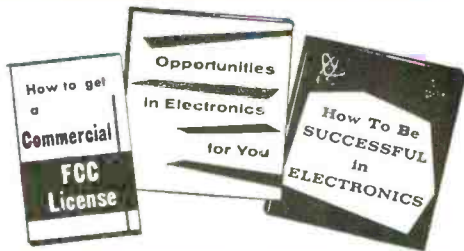
Free

Puts all the commonly used conversion factors, formulas, tables, and color codes at your fingertips. Yours absolutely free if you mail the coupon in 30 days. No further obligation!

**TO GET THIS FREE GIFT,
MAIL COUPON Within 30 Days!**



Cleveland Institute of Electronics
4900 Euclid Ave. Desk PE-57 Cleveland 3, Ohio



Cleveland Institute of Electronics

4900 Euclid Ave., Desk PE-57, Cleveland 3, Ohio

Please send Free Booklets prepared to help me get ahead in Electronics and a free copy of your "Pocket Electronics Data Guide." I have had training or experience in Electronics as indicated below:

- | | |
|---|---|
| <input type="checkbox"/> Military | <input type="checkbox"/> Broadcasting |
| <input type="checkbox"/> Radio-TV Servicing | <input type="checkbox"/> Home Experimenting |
| <input type="checkbox"/> Manufacturing | <input type="checkbox"/> Telephone Company |
| <input type="checkbox"/> Amateur Radio | <input type="checkbox"/> Other |

In what kind of work are you now engaged? _____
In what branch of Electronics are you interested? _____

Name _____ Age _____

Address _____

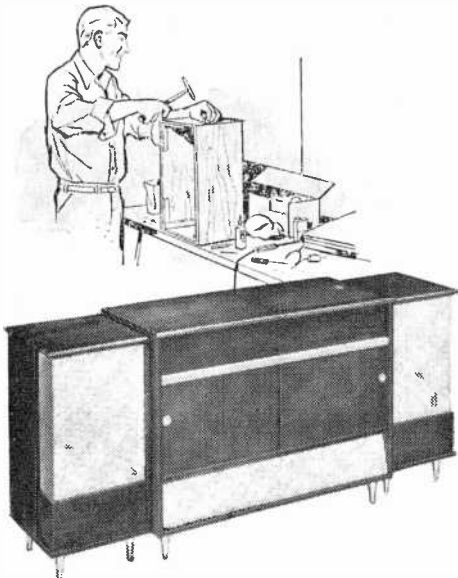
City _____ Zone _____ State _____

PE-57



do-it-yourself kits put top quality within easy reach

With absolutely no previous experience or knowledge of electronics you can assemble your own HEATHKIT hi-fi system, Ham station, test equipment or marine gear. Easy to understand step-by-step instructions, along with large pictorial diagrams, guarantee your success—and you save 1/2 or more on the highest quality equipment available today at any price!



STEREO EQUIPMENT CABINET KIT

A thing of beauty as well as utility, this stereo equipment cabinet ensemble houses your complete stereo hi-fi system. It consists of a stereo equipment center flanked by two stereo speaker enclosures. The kit is supplied with mounting panels pre-cut to accommodate Heathkits and interchangeable blank panels are also furnished. The pre-cut panels accommodate the Heathkit AM-FM Tuner (PT-1), Stereo Preamplifier (SP-2), and Stereo Record Changer (RP-3-S). The changer slides out smoothly for easy record loading. Convenient record and tape storage space is provided. Ample room is provided in the rear of the center cabinet for a pair of matching Heathkit amplifiers from 12 to 70 watts. The stereo wing speaker enclosures are open-backed, cloth-grilled cabinets designed to hold the Heathkit SS-3 or similar speaker enclosures. The cabinets are available in beautifully grained 3/4" solid core Phillipine mahogany or select birch plywood suitable for the finish of your choice. Entire top features a shaped edge. Hardware and trim are of brushed brass and gold finish.

\$149⁹⁵

each
(shpg. Wt. 162 lbs.)

STEREO EQUIPMENT CABINET KIT

Model SE-1B (birch)
Model SE-1M (mahogany)

\$39⁹⁵

each
(shpg. wt. 42 lbs.)

STEREO WING SPEAKER ENCLOSURE KIT

Model SC-1BR (birch—right end)
Model SC-1BL (birch—left end)
Model SC-1MR (mahogany—right end)
Model SC-1ML (mahogany—left end)

MODEL MF-1

\$26⁹⁵




DIAMOND STYLUS HI-FI PICKUP CARTRIDGE

Get the most from your LP microgroove records. Designed to Heath specifications by Fairchild Recording Equipment Corporation, the MF-1 is one of the finest pickup cartridges on the market today. Shpg. Wt. 1 lb.

ENJOY A HOME HI-FI SYSTEM NOW! PAY LATER . . .



Heath's convenient Time Payment Plan allows you to buy all of your hi-fi components right away . . . and pay for them in easy installments. Only 10% down on purchases of \$55 or more. Send coupon today for FREE Heathkit catalog with full time-pay details.



TRADITIONAL
Model CE-2T (mahogany)

CONTEMPORARY (not shown)
Model CE-2B (birch)
Model CE-2M (mahogany)

\$43⁹⁵
each

CHAIRSIDE ENCLOSURE KIT

Put your entire hi-fi system right at your fingertips with this handsome enclosure. Available in either traditional or contemporary models and constructed of beautiful veneer-surfaced plywood suitable for the finish of your choice. It is designed to house the Heathkit AM and FM Tuners (BC-1A and FM-3A), the WA-P2 Preamplifier, the RP-3 Record Changer, and adequate space is provided for any Heathkit amplifier designed to operate with the WA-P2. All parts precut and predrilled for easy assembly. Shpg. Wt. 46 lbs.



NEW

HEATHKIT EA-3
\$29⁹⁵

NEW! 14-WATT HI-FI ECONOMY AMPLIFIER (EA-3)

From HEATHKIT audio labs comes an exciting new kit . . . New Styling, New Features, Brilliant Performance! Designed to function as the "heart" of your hi-fi system, the EA-3 combines the preamplifier and amplifier into one compact package. Providing a full 14 watts of high fidelity power, more than adequate for operating the average system, the EA-3 provides all the controls necessary for precise blending of musical reproduction to your individual taste.



*Build it in
one Evening*

HEATHKIT SS-2
\$39⁹⁵

"BASIC RANGE" HI-FI SPEAKER SYSTEM KIT

With performance comparable to speakers costing many times more, the SS-2 employs a Jensen 8" woofer and compression-type tweeter to provide total frequency response of 50 to 12,000 CPS. Shpg. Wt. 26 lbs.

ATTRACTIVE BRASS TIP ACCESSORY LEGS: convert the SS-2 into handsome consolette. Shpg. Wt. 3 lbs. No. 91-26. \$4.95.


BASIC FIR MODEL: same as SS-2 except constructed of non-premium plywood without trim or grille cloth. Shpg. Wt. 26 lbs. Model SS-3. \$34.95.



HEATHKIT FM-3A \$26⁹⁵

HIGH FIDELITY FM TUNER KIT


The thrills of FM entertainment are yours at budget cost with this handsomely styled tuner. Featuring broad-banded circuits for full fidelity and better than 10 microvolt sensitivity for 20 db of quieting, the FM-3A pulls in stations with clarity and full volume. Shpg. Wt. 8 lbs.



HEATHKIT W-7M \$54⁹⁵

"EXTRA PERFORMANCE" HI-FI 55 WATT AMPLIFIER KIT

Offering full fidelity at less than a dollar per watt, the power output of this remarkable amplifier is conservatively rated at 55 watts from 20 CPS to 20 kc with less than 2% total harmonic distortion throughout this entire range. Shpg. Wt. 28 lbs.



HEATHKIT PT-1
\$89⁹⁵

MONAURAL-STEREO AM-FM TUNER KIT


This professional quality 16-tube tuner offers you outstanding AM, FM or stereo AM/FM performance at minimum expense. Features include individual fly-wheel tuning and automatic frequency control. A multiplex jack is also provided. Shpg. Wt. 24 lbs.



HEATHKIT SP-2
\$56⁹⁵

MONAURAL-STEREO (two channel mixer) PREAMPLIFIER KIT

Control your entire stereo system with this 2-channel preamplifier. A remote balance control with 20' of cable allows balancing the stereo system from listening position. Shpg. Wt. 15 lbs.



HEATHKIT TR-1A \$99⁹⁵

Includes tape deck, tape recorder electronics microphonic and roll of blank tape.



HIGH FIDELITY TAPE RECORDER KIT

Whether making your own recordings or playing pre-recorded tapes you'll enjoy the many fine features of this tape recorder kit. Included are fast forward and rewind functions and choice of 7 1/2 or 3 3/4 IPS tape speeds. Printed circuit boards simplify assembly. Shpg. Wt. 24 lbs.

HEATHKIT RP-3
\$64⁹⁵

(stereo model RP-3S \$74.95)



AUTOMATIC HI-FI RECORD CHANGER KIT

Combining the convenience of an automatic record changer with true turntable quality the RP-3 obtains full fidelity from your hi-fi and stereo records while treating them with the care they demand. A "turntable pause" feature prevents records from dropping on moving turntable or disk. Plays at 33 1/3, 45, 78 and 16 RPM. Shpg. Wt. 19 lbs.

HEATH COMPANY
Benton Harbor, Mich.

A Subsidiary of Daystrom, Inc.



HEATHKIT



HEATHKIT TX-1
\$234⁹⁵

"APACHE" HAM TRANSMITTER KIT

Features 150 watt phone input and 180 watt CW input. Provision for single-sideband transmission using the SB-10 External Adapter. Shpg. Wt. 110 lbs.



HEATHKIT RX-1
\$274⁹⁵

"MOHAWK" HAM RECEIVER KIT

Covers from 160 through 10 meters on 7 bands with an extra band calibrated to cover 6 and 2 meters using a converter. Outstanding SSB reception. Shpg. Wt. 66 lbs.



HEATHKIT SB-10
\$89⁹⁵

SINGLE SIDEBAND ADAPTER KIT


A compatible plug-in adapter unit for the "Apache" Transmitter, the SB-10 covers 80, 40, 20, 15 and 10 meter bands. Produces USB, LSB or DSB signals, with or without carrier insertion. Shpg. Wt. 12 lbs.



HEATHKIT DX-40
\$64⁹⁵

PHONE AND CW TRANSMITTER KIT

Providing phone and CW operation on 80, 40, 20, 15, and 10 meters, the DX-40 features built-in modulator and power supplies. Shpg. Wt. 25 lbs.



HEATHKIT MP-1
\$44⁹⁵

MOBILE POWER SUPPLY KIT

Furnishes all power required to operate both MT-1 Transmitter and MR-1 Receiver from 12-14 volt battery. Delivers full 120 watts continuously or 150 watts intermittently. Kit includes 12' battery cable, tap-in studs for battery posts, power plug and 15' connecting cable. Shpg. Wt. 8 lbs.

**Mobile Fun! With all New
Heathkit Mobile Ham Gear**



HEATHKIT MR-1
\$119⁹⁵



"COMANCHE" MOBILE HAM RECEIVER KIT

Handsome styling, rugged construction, top quality components and economy are all wrapped up in the "Comanche". It is an 8-tube superheterodyne receiver operating AM, CW and SSB on the 80, 40, 20, 15 and 10 meter amateur bands. Operates from 12 volt car battery through the MP-1 Mobile Power Supply. Can be converted in minutes to a fixed station unit by using an AC power supply. Shpg. Wt. 19 lbs.

MOBILE ACCESSORIES

Quality 5" PM speaker in rugged steel case with mounting brackets. Heathkit AK-7. \$5.95. Shpg. Wt. 4 lbs.


Mobile base mount holds both transmitter and receiver. Universal floor mounting bracket. Heathkit AK-6. \$4.95. Shpg. Wt. 5 lbs.



HEATHKIT MT-1
\$99⁹⁵

"CHEYENNE" MOBILE HAM TRANSMITTER KIT


The fun and convenience of mobile operation are yours with the compact and efficient "Cheyenne" Transmitter. Featuring high power with minimum battery drain, the unit provides up to 90 watts phone input and covers 80, 40, 20, 15 and 10 meters. Featured are a built-in VFO, modulator, 4 RF stages with a 6146 final amplifier pi network (coaxial) output coupling. The "Cheyenne" is designed as a companion to the "Comanche" receiver and is powered by the MP-1 Power Supply. Shpg. Wt. 19 lbs.



HEATHKIT VHF-1
\$159⁹⁵

"SENECA" VHF HAM TRANSMITTER KIT


General, technician or novice class hams wishing to extend transmission into the VHF region will find the "Seneca" ideal. A completely self-contained 6 and 2 meter transmitter, the VHF-1 features up to 120 watts input on phone and 140 watts input on CW in the 6 meter band. Included are controlled carrier phone operation, built-in VFO for both 6 and 2 meters, and four switch-selected crystal positions. Shpg. Wt. 56 lbs.



HEATHKIT V7-A
\$25⁹⁵

ETCHED CIRCUIT VTVM KIT

World's largest selling VTVM, the V7-A measures AC voltage (RMS), AC voltage (Peak-to-peak), DC voltage and resistance. Features 7 AC (RMS) and DC voltage ranges of 0-1.5, 5, 15, 50, 150, 500 and 1500. In addition there are 7 peak-to-peak AC ranges of 0-4, 14, 40, 140, 400, 1400 and 4000. Seven ohmmeter ranges are provided. Battery and test leads are included with kit. Shpg. Wt. 7 lbs.



HEATHKIT TC-3
\$39⁹⁵


TUBE CHECKER KIT

An invaluable aid to servicemen, the TC-3 tests for open, short, leakage, heater continuity and quality of all tube types commonly encountered in radio and TV servicing. Checks 4, 5, 6 and 7-pin large, 7 and 9-pin miniature, 7-pin sub-miniature, octal and loctal tubes and pilot lamps. A blank socket provides for future tube types. Shpg. Wt. 12 lbs.



Model 355.


TV PICTURE TUBE TEST ADAPTER
For use with TC-3 or earlier model TC-2. Includes 12-pin TV tube socket, 4' cable. Octal connector and data. No. 355. Shpg. Wt. 1 lb. \$4.50.



HEATHKIT OP-1
\$179⁹⁵

"PROFESSIONAL" 5" DC OSCILLOSCOPE KIT

Offering complete versatility, the OP-1 features DC coupled amplifiers and also DC coupled CR tube unblanking. Triggered sweep circuit operates on internal or external signals and may be either AC or DC coupled. Transformer operated power supply has silicon diode rectifiers. Shpg. Wt. 34 lbs.



HEATHKIT OM-3
\$39⁹⁵

"GENERAL PURPOSE" 5" OSCILLOSCOPE

Ideal in servicing as well as routine laboratory work, the OM-3 features wide vertical amplifier frequency response, extended sweep generator operation and improved stability. Vertical response is within ± 3 db from 4 CPS to 1.2 mc. Sweep range covers 20 CPS to over 150 kc. Shpg. Wt. 22 lbs.



HEATHKIT T-4
\$19⁹⁵

VISUAL-AURAL SIGNAL TRACER KIT


Doubling as a utility amplifier, test speaker, or substitution transformer, the T-4 represents an outstanding buy. Traces RF, IF and audio signals in AM, FM and transistor-type radios. Shpg. Wt. 5 lbs.



HEATHKIT SG-8
\$19⁵⁰

RF SIGNAL GENERATOR KIT

Aligns RF, IF and tuned circuits of all kinds. Provides extended frequency coverage in five bands from 160 kc to 110 mc on fundamentals and up to 220 mc on calibrated harmonics of the fundamental frequencies. Shpg. Wt. 8 lbs.



HEATHKIT CT-1
\$7⁹⁵

IN-CIRCUIT CAPACI-TESTER KIT

Check capacitors for "open" or "short" right in the circuit. Detects open capacitors from 50 mmf up and checks shorted capacitors up to 20 mfd. Checks all bypass, blocking and coupling capacitors of the paper, mica and ceramic types. Shpg. Wt. 5 lbs.



HEATHKIT TO-1
\$16⁹⁵

TEST OSCILLATOR KIT

Provides fast and accurate selection of test frequencies most used by servicemen in repairing and aligning modern broadcast receivers. Five fixed-tuned frequencies are quickly selected for trouble-shooting. Shpg. Wt. 4 lbs.

HEATH COMPANY

Benton Harbor, Mich.

A Subsidiary of Daystrom, Inc.






add that "extra" speaker

HEATHKIT US-1
\$750

12" UTILITY SPEAKER

This high quality auxiliary speaker offers many possibilities in audio, radio and TV work and will handle up to 12 watts with a frequency response from 50 to 9,000 CPS \pm 5 db. Speaker impedance is 8 ohms and employs a 6.8 ounce magnet. Shpg. Wt. 7 lbs.



Fun for the whole family

HEATHKIT XR-1P
\$2995

6 TRANSISTOR PORTABLE RADIO KIT

This easy-to-build portable radio offers fun and enjoyment for the whole family. Features 6 transistors, large 4" x 6" PM speaker for "big-set" tone quality, and built-in rod-type antenna. Uses standard size "D" flashlight cells for extremely long battery life (between 500 and 1,000 hours). The modern molded plastic case with pull-out carrying handle is two-tone blue with gold inlay and measures 9" L. x 7" H. x 3 3/4" D. Shpg. Wt. 6 lbs.



HEATHKIT BR-2
\$1895
(less cabinet)

BROADCAST BAND RADIO KIT

Fun to build, and a fine receiver for your home. Covers complete broadcast band from 550 to 1600 kc. Built-in 5 1/2" PM speaker and rod-type antenna. Transformer operated power supply. Excellent sensitivity and selectivity. Shpg. Wt. 10 lbs.

Cabinet optional extra: No. 91-9A. Shpg. Wt. 5 lbs. \$4.95.

Complete Engine "Tune-Up" Facilities!

ELECTRONIC IGNITION ANALYZER KIT (IA-1A)



NEW

HEATHKIT IA-1A \$5995

Just clip the two test leads to operating engine (400 to 5,000 RPM) and check condition of coil, condenser, points, plugs and wiring. Shows either primary or secondary circuit patterns, parade or superimposed secondary patterns. Shpg. Wt. 20 lbs.


MODIFICATION KIT for IA-1 Models: Provides switch selection of primary and secondary circuit patterns, or, choice of parade and superimposed secondary patterns. Shpg. Wt. 2 lbs. Heathkit MK-6.....\$4.95

HEATHKIT AK-1
\$995



MICROPHONE ACCESSORY KIT

Useful in countless applications, this kit consists of a rugged high fidelity crystal mike and three holders; a mike stand adapter, a lavalier neck-band and desk stand. An 8' cable with phone plug is included. Shpg. Wt. 1 lb.

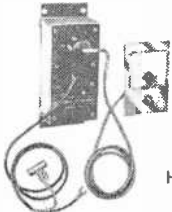


CRYSTAL RADIO KIT

Any youngster interested in radio or electronics will enjoy building and using this fine little crystal receiver. Frequency coverage is from 540 to 1600 kc. A sealed germanium diode is used for detection —no critical "cats whisker" adjustment. Headphones included. Measures 6" L. x 3" W. x 2 1/8" D. Shpg. Wt. 3 lbs.

Let your boy learn radio

HEATHKIT CR-1 \$795

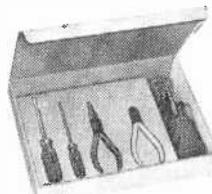


check engine RPM

HEATHKIT TI-1 \$2595

ELECTRONIC TACHOMETER KIT

Easy-to-build and simple to install. Operates directly from the spark impulse of any 2 or 4 cycle engine with any number of cylinders. Operates on 6, 8, 12, 24 or 32 volt DC systems and is completely transistorized. The easy-to-read indicator shows RPM from 500 to 6,000. A calibration control is also provided. Shpg. Wt. 4 lbs.



HEATHKIT TK-1
\$995

COMPLETE TOOL SET

This handy tool kit provides all the basic tools required for building any Heathkit. Includes pliers, diagonal sidecutters, screwdrivers, and soldering iron with holder. Pliers and sidecutters are equipped with insulated rubber handles that provide protection from electrical shock. All of the tools are of top quality case hardened steel for rugged duty and long life. Shpg. Wt. 3 lbs.



HEATHKIT DF-2
\$69⁹⁵

**2-BAND TRANSISTOR
RADIO DIRECTION FINDER KIT**

Economically powered by 6 standard flashlight cells, the DF-2 provides you with a completely portable 6-transistor standard and beacon band receiver of unusual quality and performance. Covers the beacon band from 200 to 400 kc and broadcast band from 540 to 1620 kc. A tuning dial light is provided for night operation. Large 4" x 6" speaker provides superb tone reproduction. Shpg. Wt. 9 lbs.

HEATHKIT PC-1
\$24⁹⁵



12 VOLT POWER CONVERTER KIT

Household electricity right on your boat or in your automobile is yours with this 12-volt power converter kit. Operate your radio, electric razor, lights, etc., directly from your 12-volt boat or car battery. Power rating is 125 watts continuously and 175 to 200 watts intermittently. Note: not recommended for record players, tape decks, power tools or radio transmitters. Shpg. Wt. 8 lbs.

MARINE CONVERTER KIT



HEATHKIT
MC-1
\$39⁹⁵

Charge your 6 or 12 volt batteries at dockside even while your boat's electrical system is in use. Provides up to 20 amperes continuously for charging 6-volt batteries or 10 amperes continuously for charging 12-volt batteries, regardless of type. Charging current is continuously monitored by a 25 ampere meter. Shpg. Wt. 16 lbs.

**MARINE BATTERY CHARGE
INDICATOR KIT**

See at a glance the exact percentage of charge in your boat batteries. Checks from 1 to 8 storage batteries instantly. Operates on 6, 8, 12 or 32 volt systems. Note: for mounting on non-ferrous metals or wood only. Shpg. Wt. 3 lbs.



HEATHKIT CI-1
\$16⁹⁵



HEATHKIT FD-1-6
(6 volt)
FD-1-12
(12 volt)
\$35⁹⁵
each

FUEL VAPOR DETECTOR KIT

Protecting against fire and explosion on your boat, the FD-1 indicates the presence of explosive fumes and shows immediately if it is safe to start the engine. The kit is complete including spare detector unit. Shpg. Wt. 4 lbs.

Free Send now for latest Heathkit Catalog describing in detail over 100 easy-to-assemble kits for the Hi-Fi fan, radio ham, boat owner and technician.



HEATH

*pioneer in
do-it-yourself
electronics*

COMPANY BENTON HARBOR 10, MICH.

 a subsidiary of Daystrom, Inc.

Send latest Free Heathkit Catalog.

NAME _____

ADDRESS _____

CITY _____ ZONE _____ STATE _____

QUANTITY	KIT NAME	MODEL NO.	PRICE

YOU NEED THIS

FREE GIANT 1960 B-A CATALOG

A Complete Buying Guide for Everything in
RADIO 1960 TV ELECTRONICS
BA
ANNUAL CATALOG 601
Guarantee
91062 1037

204 KING-SIZED PAGES

EVERYTHING IN RADIO TV AND ELECTRONICS

100'S OF NEW ITEMS LISTED HERE FOR 1st TIME

21 PAGES OF BARGAINS NOT IN ANY OTHER CATALOG

BURSTEIN-APPLEBEE CO.
 Dept. 1E, 1012 McGee St., Kansas City 6, Mo.
 Send Free 1960 B-A Catalog No. 601.

Name.....
 Address.....
 City..... State.....

SEND FOR IT TODAY

Carl and Jerry



By **JOHN T. FRYE**
 W9EGV

Out of the Shadow

IT WAS Saturday morning, and Carl and Jerry were lying flat on their backs on Jerry's brown-tinged front lawn watching the fluffy white clouds moving across the deep blue sky overhead. School had been going almost four weeks; but summer, hot and dry, still lingered in the Midwest.

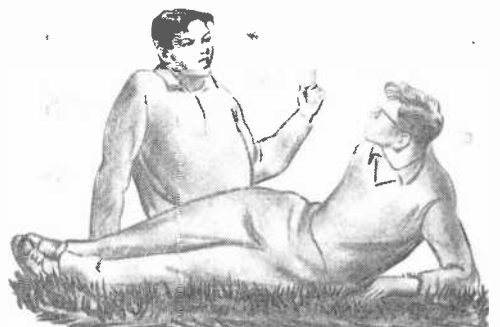
"Hey, Jer," Carl drawled lazily, "how fast do you suppose those clouds are moving?"

"Oh, I dunno," Jerry answered. "That breeze must be blowing 20 miles an hour here on the ground, and it's probably doing better than that up there . . . I'd guess maybe 25 miles an hour."

"What say we measure the cloud speed?" Carl suggested as he raised himself on one elbow and deliberately sprinkled a few blades of grass on his chum's upturned face. "It's something to do, and our science teacher says we ought to make precise personal observations and measurements whenever we have a chance."

"Okay, but how'll we go about it?"

"Well, I thought we could use our trans-



CLASS "D" CITIZEN BAND CRYSTALS



3rd Overtone: Hermetically Sealed
 .005% tolerance—Meet F C G requirements, 1/2" pin spacing—.050 pin diameters. (.093 pins available, add 15c per crystal.)

\$2.95 EACH

22 CHANNELS

(add 5c per crystal for postage and handling)

The following Class "D" Citizen Band frequencies in stock (frequencies listed in megacycles): 26.965, 26.975, 26.985, 27.005, 27.015, 27.025, 27.035, 27.055, 27.065, 27.075, 27.085, 27.105, 27.115, 27.125, 27.135, 27.155, 27.165, 27.175, 27.185, 27.205, 27.215, 27.225.

RADIO CONTROL CRYSTALS
 in HC6/U HOLDERS—SIX FREQUENCIES

In stock for immediate delivery (frequencies listed in megacycles): tolerance—.005%—1 1/2" pin spacing—.050 pin diameter. (.093 pins available, add 15c per crystal.) Specify frequency desired.

26.995, 27.045, 27.095, 27.145, 27.195, 27.255 **\$2.95 EACH**

(add 5c per crystal for postage and handling)

Send for **FREE CRYSTAL CATALOG**
 WITH OSCILLATOR CIRCUITS

ASK YOUR PARTS DEALER FOR TEXAS CRYSTALS

See big red display . . . if he doesn't stock them, send us his name and order direct from nearest factory.

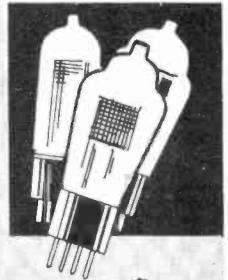
OUR FLORIDA PLANT NOW IN OPERATION
 ORDER FROM NEAREST PLANT
TEXAS CRYSTALS

Texas Crystals, Dept. P-109 Texas Crystals, Dept. P-109
 8538 West Grand Avenue OR 1000 Crystal Drive
 River Grove, Illinois Ft. Myers, Florida
 Phone: GL 3-3555 Phone: WE 6-2100

ALL ORDERS SHIPPED 1st CLASS MAIL

Your Best Buy . . .

TRU-VAC®



REMARKABLE TUBE VALUES AT 1950 PRICES

ALL TUBES INDIVIDUALLY BOXED, CODE DATED
AND BRANDED "TRU-VAC®"
Typical TRU-VAC® Bargains!

THIS IS A PARTIAL LIST 6SN7GT ALWAYS 30c
Thousands More Always In Stock 6W4GT ALWAYS 30c

OY4	3AU6	6A6	6B8	6CH8	6S7	784	12A16	12S47	36
OZ4	3BC5	6AB4	6BA6	6CL6	6SR7	785	12A17	12S17	38
1A7GT	3BN6	6AC7	6CC5	6CM6	6S47	786	12AU6	12SK7	39/44
1B3GT	3BZ6	6AF4	6CC8	6CM7	6SD7GT	787	12AU7	12SN7GT	41
1C6	3CR6	6AG5	6DD6	6CN7	6S15	788	12AV6	12SO7	42
1C7	3Q4	6AH4GT	6BE6	6CQ8	6SF7	7C4	12AV7	12V6GT	43
1F4	3S4	6AH6	6BF5	6CR6	6SG7	7C5	12AX4GT	12W6GT	45
1F5	3V4	6AK5	6BG6G	6CS6	6SH7	7C6	12AX7	12X4	50A5
1G4	4BQ7A	6AL5	6BH6	6CU5	6SJ7	7C7	12AZ7	14A7/12B7	50B5
1H5GT	4B5B	6AM8	6BJ6	6CU6	6SK7	7E5	12B4	14B6	50C5
1L4	4BZ7	6AN8	6BK5	6D6	6SL7	7E6	12BA6	14Q7	50L6
1L6	4CB6	6A05	6BK7	6DE6	6SO7	7E7	12BA7	19	56
1N5GT	5AN8	6A04	6BL7GT	6DG6GT	6SR7	7I7	12BD6	19AU4GT	57
1R5	5AN8	6A07	6BN6	6DO6	6T4	7I8	12BE6	19CG6G	58
1S5	5AT8	6AR5	6BO6GT	6F5	6U8	7G7	12BF6	1916	71A
1T4	5AV8	6A55	6BQ7	6F6	6V6GT	7H7	12BH7	1918	75
1U4	5AZ4	6AT6	6BR8	6H6	6W6GT	7N7	12BO6	24A	76
1U5	5BR8	6AU4GT	6B5B	6J4	6X4	7O7	12BR7	25Z6GT	77
1V2	5J6	6AUSGT	6B5SG	6J5	6XS7GT	757	12BY7	26	78
1X2	5R4	6AU6	6BZ6	6J6	6X8	7X6	12CA5	27	80
2A4	5U4	6AUB	6BZ7	6J7	6Y6G	7X7	12C55	25	84/624
2B4	5U8	6AV5GT	6C4	6K6GT	7A4/XXL	7Y4	12D4	35A5	11723
2C75	5V4G	6AV6	6CB6	6K7	7A5	7Z4	12F5	35B5	
3A4	5V6GT	6AW8	6CD6G	6N7	7A6	12A8	12K7	35C5	
3A5	5X8	6AX4GT	6CF6	6D7	7A7	12A85	12L6	35W4	
3AL5	5Y3	6AX5GT	6CG7	6S4	7A8	12AQ5	12Q7	35Z5	

35¢

\$33
PER HUNDRED

For any used or factory second tube!

1 YEAR GUARANTEED PICTURE TUBES

Brand New* Allied A-1 Tubes Brand New
Below Listed prices do not include dud. Add Additional \$5.00 Deposit on tube sizes to 20"; on 21" and 24" tubes - \$7.50. Deposit refunded immediately when dud is returned prepaid. Aluminized tubes - \$4.00 extra.

Picture tubes shipped only to continental USA and Canada — All tubes F.O.B. Harrison, N. J.

10SP4	7.99	16MP4	12.39	17CP4	16.99	19AP4	18.39	21ATP4	18.79	21PP4	18.39	21YP4	18.39
12IP4	10.49	16KP4	11.99	17GP4	17.89	20CP4	15.89	21AMP4	17.99	21KP4	18.39	21ZP4	17.49
14B/CP4	11.99	18TP4	12.39	19MP4	16.99	20DP4	15.39	21AUP4	18.29	21MP4	22.39	24AP4	29.49
16AD4	18.09	18BP4	11.99	17IP4	18.99	20HP4	17.89	21AVP4	18.29	21RP4	18.39	24CP4	27.79
16OP4	13.19	17AP4	15.49	17CP4	13.89	21AP4	21.49	21AMP4	18.49	21WP4	17.49	24DP4	29.79
16CP4	18.09	17BP4	13.49	17IP4	16.99	21AP4	18.79	21EP4	12.29	21XP4	17.49		

SENSATIONAL \$100,000 GIVE-AWAY
We want 100,000 new customers by Nov. 1st. For every new order of \$25 or more received by that date, we will send you a crisp, new dollar bill.

FREE FUSE CLIP
Sent With Any Order Of \$5 Or More

GUARANTEE
Only TRU-VAC guarantees to replace free any tube which becomes defective in use within one year of date of purchase.

ATTENTION QUANTITY USERS!

Big Discounts Are Yours . . . Call or Write For Our 1000 Tube "Private Label" Special! Attention Branding Dept. MGR.

MONEY CHEERFULLY REFUNDED WITHIN FIVE (5) DAYS, IF NOT COMPLETELY SATISFIED!

TRU-VAC® PAYS YOUR POSTAGE

On orders of \$5 or more in U.S.A. and Territories. Send approximate postage on Canadian and foreign orders. Any order less than \$5 requires 25c handling charge. Send 25% on C.O.D.'s. All orders subject to prior sale.

Complying with Federal regulations, the following statement appears in all Tru-Vac advertising: Tubes appearing in this ad may be FACTORY SECONDS or USED tubes and are clearly marked.

USED TV CONSOLES GUARANTEED To Work When You Receive Them

10" & 12"	\$29
14" & 16"	\$37
17"	\$45
19"	\$59
20" & 21"	\$70

All sets shipped in two cartons to avoid breakage. Sets shipped express to continental U.S.A. and Canada only. F.O.B. Harrison, New Jersey.

FREE BONUS—RABBIT EARS
\$7.95 Value
FREE with each set purchased

TRU-VAC® Electric Company

Harrison Avenue Box 107 Harrison, New Jersey
Humboldt 4-9770

Write Dept. L For FREE LIST Of Other Tube Types and Products Sold By TRU-VAC®

Visit Our Huge Testing Dept. In The Heart Of Harrison, N. J.'s Electronics Industry

It's
all there
on
**SOUNDCRAFT
TAPE**


because
Soundcraft
is the world's
best recording
tape!

Buy it
today!



Reeves Soundcraft Corp., Gt. Pasture Rd., Danbury, Conn.

Send
**POPULAR
ELECTRONICS**
Every
Month



name _____

address _____

city _____ zone _____ state _____

- Check one: 3 years for \$10
 2 years for \$7
 1 year for \$4

In the U. S., its possessions and Canada. Foreign rates: Pan American Union countries, add .50 per year; all other foreign countries, add \$1 per year.

Mail to: **POPULAR ELECTRONICS**
Dept. PE-109, 434 South Wabash Ave., Chicago 5, Ill.

ceivers. We can station ourselves a mile apart in line with the way the clouds are traveling. When a cloud shadow passes over the first fellow, he can give a signal; and then the other fellow can see how long it takes the shadow to reach him."

"Aw, that's too simple," Jerry objected. "We could do that with the telephone. Remember we're electronic technicians. Let's see now; the clouds are moving southwest to northeast. That's perfect. How about this: remember when that geodetic survey crew went through here last summer and put that marker along the road that goes up over Bear Mountain and said it was precisely three miles airline from the marker to Jeff's fire tower?"

"Yes, I'm not a complete idiot, you know."

"I keep forgetting. Suppose we hook a photocell unit to one of our high-frequency transmitters so that as long as sunshine is on the cell the transmitter is turned off, but whenever a shadow passes over the cell it switches on the transmitter and keeps it turned on until the shadow passes. We'll set this light-controlled transmitter right at that marker; then we'll go on up the mountain and have a nice visit with our friend Jeff, the fire warden.

"While we're visiting," Jerry continued, "we can listen on our high-frequency receiver for the transmitter down at the marker and use our stop watch to clock the speed of several clouds. We'll take the average for the cloud speed and compare that with Jeff's wind-gauge there at the tower to get an idea of how fast clouds travel compared with the wind at ground level."

"When anyone asks you for a slice of bread, they get a whole bakery," Carl observed as he stood up and brushed the grass from the seat of his trousers; "but I'll buy the idea. You get the electronic gear together, and I'll coax Mom into fixing us some sandwiches."

CARL AND JERRY were men of action, and within the hour they pulled their bicycles off to the side of the little-traveled dirt road leading up Bear Mountain and started looking for the geodetic survey marker.

"Here it is," Jerry soon called as he stood in the center of a small clearing. "You cut a stake about six feet long to mount the
(Continued on page 116)

BECOME A RADIO TECHNICIAN For Only \$22.95

BUILD 16 RADIO

Reg. U. S. Pat. Off.

CIRCUITS AT HOME

All Guaranteed to Work!

Progressive Radio "Edu-Kit"®

PRACTICAL only
HOME RADIO COURSE
\$22.95



NOW INCLUDES

- ★ 12 RECEIVERS
- ★ TRANSMITTER
- ★ SIGNAL TRACER
- ★ SIGNAL INJECTOR
- ★ CODE OSCILLATOR
- ★ No Knowledge of Radio Necessary
- ★ No Additional Parts or Tools Needed

Unconditional Money-Back Guarantee

It is understood and agreed that should the Progressive Radio "Edu-Kit" be returned to Progressive "Edu-Kits" Inc. for any reason whatever, the purchase price will be refunded in full, without quibble or question, and without delay.

The high recognition which Progressive "Edu-Kits" Inc. has earned through its many years of service to the public is due to its unconditional insistence upon the maintenance of perfect engineering, the highest instructional standards, and 100% adherence to its Unconditional Money-Back Guarantee. As a result, we do not have a single dissatisfied customer throughout the entire world.

YOU DON'T HAVE TO SPEND HUNDREDS OF DOLLARS FOR A RADIO COURSE

The "Edu-Kit" offers you an outstanding PRACTICAL HOME RADIO COURSE at a rock-bottom price. Our Kit is designed to train Radio & Electronics Technicians, making use of the most modern methods of home training. You will learn radio theory, construction practice and servicing. THIS IS A COMPLETE RADIO COURSE IN EVERY DETAIL. You will learn how to build radios, using regular schematics; how to wire and solder in a professional manner; how to service radios. You will work with the standard type of punched metal chassis as well as the latest development of Printed Circuit chassis.

You will learn the basic principles of radio. You will construct, study and work with RF and AF amplifiers and oscillators, detectors, rectifiers, test equipment. You will learn and practice code, using the Progressive Code Oscillator. You will learn and practice trouble-shooting, using the Progressive Signal Tracer, Progressive Signal Injector, Progressive Dynamic Radio & Electronics Tester and the accompanying instructional material.

You will receive training for the Novice, Technician and General Classes of F.C.C. Radio Amateur Licenses. You will build 16 Receiver, Transmitter, Code Oscillator, Signal Tracer and Signal Injector circuits, and learn how to operate them. You will receive an excellent background for television, Hi-Fi and Electronics.

Absolutely no previous knowledge of radio or science is required. The "Edu-Kit" is the product of many years of teaching and engineering experience. The "Edu-Kit" will provide you with a basic education in Electronics and Radio, worth many times the complete price of \$22.95. The Signal Tracer alone is worth more than the price of the entire Kit.

THE KIT FOR EVERYONE

You do not need the slightest background in radio or science. Whether you are interested in Radio & Electronics because you want an interesting hobby, a well paying business or a job with a future, you will find the "Edu-Kit" a worth-while investment. Many thousands of individuals of all

ages and backgrounds have successfully used the "Edu-Kit" in more than 79 countries of the world. The "Edu-Kit" has been carefully designed, step by step, so that you cannot make a mistake. The "Edu-Kit" allows you to teach yourself at your own rate. No instructor is necessary.

PROGRESSIVE TEACHING METHOD

The Progressive Radio "Edu-Kit" is the foremost educational radio kit in the world, and is universally accepted as the standard in the field of electronics training. The "Edu-Kit" uses the modern educational principle of "Learn by Doing." Therefore you construct, learn schematics, study theory, practice trouble-shooting—all in a closely integrated program designed to provide an easily-learned, thorough and interesting background in radio.

You begin by examining the various radio parts of the "Edu-Kit." You then learn the function, theory and wiring of these parts. Then you build a simple radio. With this first set you will enjoy listening to regular broadcast stations, learn theory, practice testing and trouble-shooting. Then you build a more advanced radio, learn more advanced theory and techniques. Gradually, in a progressive manner, and at your own rate, you will find yourself constructing more advanced multi-tube radio circuits, and doing work like a professional Radio Technician.

Included in the "Edu-Kit" course are sixteen Receiver, Transmitter, Code Oscillator, Signal Tracer, and Signal Injector circuits. These are not unprofessional "breadboard" experiments, but genuine radio circuits, constructed by means of professional wiring and soldering on metal chassis, plus the new method of radio construction known as "Printed Circuitry." These circuits operate on your regular AC or DC house current.

THE "EDU-KIT" IS COMPLETE

You will receive all parts and instructions necessary to build 16 different radio and electronics circuits, each guaranteed to operate. Our Kits contain tubes, tube sockets, variable, electrolytic, mica, ceramic and paper dielectric condensers, resistors, tie strips, coils, hardware, tubing, punched metal chassis, instruction Manuals, hook-up wire, solder, etc.

In addition, you receive Printed Circuit materials, including Printed Circuit chassis, special tube sockets, hardware and instructions. You also receive a useful set of tools, a professional electric soldering iron, and a self-powered Dynamic Radio and Electronics Tester. The "Edu-Kit" also includes Code Instructions and the Progressive Code Oscillator, in addition to F.C.C.-type Questions and Answers for Radio Amateur License training. You will also receive lessons in servicing with the Progressive Signal Tracer and the Progressive Signal Injector, a High Fidelity Guide and a Quiz Book. You receive Membership in Radio-TV Club, Free Consultation Service, Certificate of Merit and Discount Privileges. You receive all parts, tools, instructions, etc. Everything is yours to keep.

FREE EXTRAS

SET OF TOOLS

- SOLDERING IRON
- ELECTRONICS TESTER
- PLIERS-CUTTERS
- ALIGNMENT TOOL
- WRENCH SET
- VALUABLE DISCOUNT CARD
- CERTIFICATE OF MERIT
- TESTER INSTRUCTION MANUAL
- HIGH FIDELITY GUIDE & QUIZZES
- TELEVISION BOOK & RADIO TROUBLE-SHOOTING BOOK
- MEMBERSHIP IN RADIO-TV CLUB:
- CONSULTATION SERVICE, FCC AMATEUR LICENSE TRAINING
- PRINTED CIRCUITRY

SERVICING LESSONS

You will learn trouble-shooting and servicing in a progressive manner. You will learn repairs on the sets that you construct. You will learn symptoms and causes of trouble in home, portable and car radios. You will learn how to use the professional Signal Tracer, the unique Signal Injector and the dynamic Radio & Electronics Tester. While you are learning in this practical way, you will be able to do many a repair job for your friends and neighbors, and charge fees which will far exceed the price of the "Edu-Kit." Our Consultation Service will help you with any technical problems you may have.

John Statales, of 25 Poplar Pl., Waterbury, Conn., writes: "I have repaired several sets for my friends, and made money. The "Edu-Kit" paid for itself. I was ready to spend \$240 for a Course, but I found your ad and sent for your Kit."

FROM OUR MAIL BAG

Ben Valerio, P. O. Box 21, Magna, Utah: "The Edu-Kits are wonderful. Here I am sending you the questions and also the answers. I have been in Radio for the last seven years, but like to work with Radio Kits, and like to build Radio Testing Equipment. I enjoyed every minute I worked with the different kits; the Signal Tracer works fine. Also like to let you know that I feel proud of becoming a member of your Radio-TV Club."

Robert L. Shuff, 1534 Monroe Ave., Huntington, W. Va.: "Thought I would drop you a few lines to say that I received my Edu-Kit, and was really amazed that such a bargain can be had at such a low price. I have already started repairing radios and phonographs. My friends were really surprised to see me get into the swing of it so early. The Troubleshooting Tester that comes with the Kit is really swell, and finds the trouble, if there is any to be found."

PRINTED CIRCUITRY

At no increase in price, the "Edu-Kit" now includes Printed Circuitry. You build a Printed Circuit Signal Injector, a unique servicing instrument that can detect many Radio and TV troubles. This revolutionary new technique of radio construction is now becoming popular in commercial radio and TV sets.

A Printed Circuit is a special insulated chassis on which has been deposited a conducting material which takes the place of wiring. The various parts are merely plugged in and soldered to terminals.

Printed Circuitry is the basis of modern Automation Electronics. A knowledge of this subject is a necessity today for anyone interested in Electronics.

ORDER DIRECT FROM AD—RECEIVE FREE BONUS RESISTOR AND CONDENSER KITS WORTH \$7

- Send "Edu-Kit" postpaid. I enclose full payment of \$22.95.
- Send "Edu-Kit" C.O.D. I will pay \$22.95 plus postage.
- Rush me FREE descriptive literature concerning "Edu-Kit."

Name

Address

PROGRESSIVE "EDU-KITS" INC.

Progressive Building, Dept. 561D, 1184-86 Broadway, Hewlett, N. Y.

Lafayette Superior Quality Hi-Fi Kits

50 WATT INTEGRATED STEREO AMPLIFIER



KT-250
IN KIT FORM
64.50

LA-250
COMPLETELY
WIRED
89.50

- RESPONSE 17-21,000 CPS \pm 1 DB (at normal listening level)
- UNIQUE "BLEND" CONTROL ● PREMIUM EL86 OUTPUT TUBES ● 50 WATTS MONAURAL—25 WATTS EACH STEREO CHANNEL ● CLUTCH-OPERATED VOLUME CONTROL ● SEPARATE BASS & TREBLE CONTROLS

A completely new stereo high fidelity amplifier with a high quality of reproduction, remarkable versatility and new distinctive styling. Full range of controls include a unique "blend" control for continuously variable channel separation—from full monaural to full stereo, 4-position Selector, Mode, Loudness and Phasing switches plus outputs for 4, 8 or 16 ohm speakers. Harmonic distortion less than 0.25%, IM distortion less than 1%. Hum and Noise 74 db below full output. Assembly is simple—no special skills or tools required. Complete with deluxe cabinet and legs, all parts, tubes and detailed instruction manual. Shpg. wt., 26 lbs.

KT-250 Stereo Amplifier Kit 6.45 down Net 64.50
LA-250 Stereo Amplifier, wired & tested—8.95 down Net 89.50

PROFESSIONAL STEREO CONTROL CENTER



KT-600
IN KIT FORM
79.50

LA-600
COMPLETELY
WIRED
134.50

- RESPONSE 5-40,000 CPS \pm 1 DB ● UNIQUE STEREO & MONAURAL CONTROL FEATURES ● PRECISE "NULL" BALANCING SYSTEM ● CONCENTRIC INPUT LEVEL CONTROLS

A truly professional-stereo preamplifier and master audio control center—solves every stereo/monaural control problem. Features unique Bridge Control for variable cross-channel feed for elimination of exaggerated channel separation effects—plus controlled 3rd channel output. Has all-concentric controls—including clutch-operated Volume, Balance control. Provides complete and advanced facilities for accepting, controlling and providing undistorted gain for any and all program sources. Sensitivity 3.2 mv for 1 volt out (low level inputs). Dual low impedance "plate follower" outputs 1500 ohms. Response 5-40,000 cps \pm 1 db. Less than .03% IM distortion. Less than .1% harmonic distortion. Hum and noise 80 db below 2 volts (high level inputs). Uses 7 new 7025 low-noise dual triodes. Size: 14" x 4 1/2" x 10 1/2". Shpg. wt., 16 lbs. Complete with all parts, tubes, deluxe cabinet and detailed instruction manual.

KT-600 Stereo Preamplifier Kit—7.95 Down Net 79.50
LA-600 Stereo Preamplifier, wired and tested—13.45 Down Net 134.50

Outstanding Design—Incomparable Performance

STEREO/MONAURAL POWER AMPLIFIER KIT



KT-310
IN KIT FORM
47.50

LA-310
COMPLETELY
WIRED
72.50

- 36 WATT STEREO AMPLIFIER—18 WATTS EACH CHANNEL ● EMPLOYS 4 PREMIUM-TYPE 7189 TUBES ● 2 PRINTED CIRCUIT BOARDS FOR SIMPLIFIED WIRING ● RESPONSE BETTER THAN 35-30,000 CPS \pm 1/2 DB AT 18 WATTS ● LESS THAN 1% HARMONIC OR IM DISTORTION

A superb basic stereo amplifier in easy-to-build kit form. Unit may be used with a stereo preamplifier to provide two 18 watt stereo channels or, at the flick of a switch, as a fine 36 watt monaural amplifier. Controls include 2 input volume controls, Channel Reverse switch and Monaural-Stereo switch. Dual outputs for 4, 8, 16 or 32 ohm speakers. Input sensitivity .45 volts per channel for full output. Tubes are 2-6AN8, 4-7189, GZ-34 rectifier. Size 10-9/16" d x 5 1/2" h x 13 1/4" w. Complete kit with cage, all parts, tubes and detailed instruction manual. Shpg. wt., 22 lbs.

KT-310 Stereo Power Amplifier Kit—4.75 Down Net 47.50
LA-310 Stereo Power Amplifier, wired and tested—6.95 Down Net 72.50

FM-AM STEREO TUNER KIT



KT-500
IN KIT FORM
74.50

LT-50
COMPLETELY
WIRED
124.50

- 11 Tubes (4 dual-purpose) + Tuning Eye + Selenium rectifier provide 17 tube performance ● Multiplex Output for new Stereo FM ● Armstrong Circuit with Dual Limiters and Foster-Seely Discriminator ● Extreme Sensitivity and Wide Frequency Response.

A precision engineered, highly stable tuner—perfect for life-like stereo FM-AM broadcast reception, FM reception and/or AM reception. Features separate tuning and volume controls for AM and FM. Magic eye on AM and FM, plus automatic frequency control on FM for accurate tuning—stations are "locked" in. Other deluxe features include cathode follower outputs and 5-position Function Selector. Efficient, broadband circuitry on AM with built-in antenna. FM section features include 2 microvolts sensitivity for 30 db quieting, frequency response 20-20,000 cps \pm 1/2 db and full 200 KC bandwidth. Two printed circuit boards make wiring simple—even for such a complex unit. Complete kit includes all parts, deluxe cabinet and detailed instruction manual. Size is 13 1/4" W x 10 1/2" D x 4 1/2" H. Shpg. wt., 22 lbs.

KT-500 FM-AM Stereo Tuner Kit—7.45 Down Net 74.50
LT-50 Same as above, wired & tested—12.45 Down Net 124.50

Lafayette Radio

165-08 Liberty Ave. JAMAICA, N. Y.
AXtel 1-7000

NEW YORK, N. Y.
100 6th Ave.
WOrth 6-5300

BOSTON, MASS.
110 Federal St.
HUBbard 2-7850

BRONX, N. Y.
542 E. Fordham Rd.
FOrdham 7-8813

NEWARK, N. J.
24 Central Ave.
MARket 2-1661

PLAINFIELD, N. J.
139 W. 2nd St.
PLainfield 6-4718

LAFAYETTE'S

1960 CATALOG

308 GIANT SIZED PAGES

Our 39th Year

The Complete Catalog Featuring
"The Best Buys In The Business"

- FOR THE NEWEST AND FINEST IN
STEREOPHONIC HI-FI EQUIPMENT AND SYSTEMS
- TAPE RECORDERS ● PUBLIC ADDRESS SYSTEMS
 - AMATEUR EQUIPMENT ● INDUSTRIAL SUPPLIES
 - MINIATURE COMPONENTS ● RADIO & TV TUBES AND PARTS
 - EXCLUSIVE LAFAYETTE TRANSISTOR & HI-FI KITS

Send for Lafayette's FREE Catalog—the most complete, up-to-the-minute electronic supply catalog crammed full of everything in electronics at our customary down-to-earth money saving prices.

CONTAINS HUNDREDS OF EXCLUSIVE LAFAYETTE ITEMS NOT AVAILABLE IN ANY OTHER CATALOG OR FROM ANY OTHER SOURCE—SEND FOR YOUR COPY NOW!


A "must" for the economy-minded hi-fi enthusiast, experimenter, hobbyist, engineer, technician, student, serviceman and dealer.

Leaders in Hi-Fi

The most complete selection and largest stocks of hi-fi components and systems—available for immediate delivery at the lowest possible prices. Have even more on Lafayette endorsed "best buy" complete systems.

EASY PAY TERMS Available on orders over \$20
Only 10% down—use a 12 month plan

FREE



TM-66 STEREO
AUDIO ANALYST
11.95



KT-138
4-BAND
RECEIVER
KIT
(Less
Cabinet)
18.50



PK-33D
4 SPEED CHANGER
WITH BRAND NEW
GE VR-22 C7 MIL DIAMOND
STEREO CARTRIDGE
42.50



PA-56 TRANSISTORIZED
POWER MEGAPHONE
29.50



PK-331 3 3/4 RPM
HYSTERESIS TURNTABLE
47.50



PROFESSIONAL
COMMUNICATIONS
RECEIVER
KT-200 KIT 64.50
HE-10 WIRED 79.95



RW-60
20,000
OHM
PER VOLT
MULTITESTER
13.50



SK-128 ULTRA-LINEAR
8" DUAL SPEAKER
19.50

Lafayette Radio

"Everything in Electronics"

FREE

LAFAYETTE RADIO Dept. 11-9

P.O. Box 222, Jamaica 31, N. Y.

SEND FOR THE WORLD'S LEADING ELECTRONICS,
RADIO, T.V., INDUSTRIAL, AND HI-FI GUIDE.

Send FREE LAFAYETTE Catalog 600

Name

Address

City..... Zone..... State.....



Special Offer 25¢

Hear these authentic recordings of dramatic events from


"The Amazing World of Short Wave Listening"

narrated by Alex Dreier, Radio-TV "Man on the Go"

- President's voice from outer space!
- Actual capture of a desperate criminal!
- Radio amateur at Little America!
- Ships at sea . . . aircraft in action!

S-38E
receiver
\$59.95

3 short wave bands plus standard broadcast. Built-in speaker, headset output.



MAIL COUPON TODAY!



hallicrafters...
DEPT. 21, CHICAGO 11, ILL.

Gentlemen: Please rush by return mail my recording, "The Amazing World of Short Wave Listening." I enclose 25¢.

NAME _____

ADDRESS _____

CITY _____ STATE _____

Do You Know These Trademarks?



You should! The winged horse symbolizes the world's leading publisher of special-interest magazines...and the hexagon stands for the organization that *proves* this leadership beyond a shadow of a doubt.

The publisher, of course, is Ziff-Davis—who brings you POPULAR ELECTRONICS each month. Along with Ziff-Davis' six other leading special-interest monthlies, POPULAR ELECTRONICS is the established circulation leader in its field.

But how do we know for sure? And how can our advertisers be positive? That's the job of the ABC. The Audit Bureau of Circulations is the governing body among publishers that sets circulation standards and audits the official figures on magazine sales.

We are proud to display the ABC symbol alongside of our own. It means trust in our circulation—for both you, our readers, and our advertisers.

transmitter on. We want it up high enough so that leaves can't blow over the photocell or rabbits cast a shadow on it. None of the trees are close enough to cast a shadow on it until nearly sundown."

"Okay," Carl said, sliding his hatchet from its belt holster; "but have you noticed how dry everything is here? Listen how the leaves and twigs snap and crack with every step I take. They're dry as gunpowder. I'll bet Jeff's really keeping a sharp eye out for forest fires."

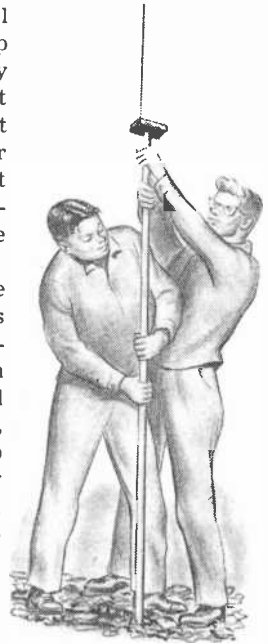
The long stake was driven right beside the marker, and the little battery-powered transmitter with its photocell control was mounted on top of it. The sensitivity of the photocell unit was adjusted so that the transmitter came on the instant the shadow of Jerry's hand fell on the cell.

Satisfied with the installation, the boys got back on their bicycles, shifted them into low gear, and started the long, hard, dusty pull up the mountain. They stopped several times to rest and to do justice to Carl's mother's sandwiches; but finally they rode into the clearing at the base of the steel tower that rose high up into the sky above.

"Hi, boys," a deep voice greeted them warmly. Jeff, the fire warden, stood up from where he had been sitting on a bench at the base of the tower. At the same time a couple of squirrels and a half-grown raccoon he had been feeding scampered off into the brush. Jeff was a tall, powerful, broad-shouldered man with twinkling blue eyes set deep in a pleasant face tanned and wrinkled by wind and sun. His curly hair was jet black except for a touch of gray.

"I just came down to have lunch with my friends and to welcome you," he remarked. "I've been watching you coming up the mountain for a long time, but I couldn't

(Continued on page 120)







Chart your course in the exciting, ever-changing world of ELECTRONICS . . . with the brand-new edition of
YOUR CAREER IN ELECTRONICS!

On sale Now at your favorite newsstand, or use coupon below today!

Here's your chance to explore the field of the future—Electronics! **YOUR CAREER IN ELECTRONICS** sums up the wonderful array of opportunities open to you, with informative articles, colorful charts, helpful tips . . . all geared to your own needs.

You'll enjoy learning about:

- **YOUR FUTURE IN ELECTRONICS**
- **ELECTRONIC CAREERS IN COMPUTERS, ARMED FORCES, AUTOMATION, PATENT LAW, STANDARD MEASUREMENTS, and much, much more**
- **HOW TO PLAN YOUR CAREER...SCHOOLING...JOB HUNTING**
- **HOW TO MAKE MONEY IN SPARE-TIME ELECTRONICS**
- **And many more authoritative, helpful features**



Pick up your copy of the 1960 Edition
of **YOUR CAREER IN ELECTRONICS**
Now at your newsstand
or radio parts store—or order by mail
using handy coupon below. Only \$1.00

Ziff-Davis Publishing Company
Department PE 109
434 S. Wabash Avenue
Chicago 5, Illinois

Please send me a copy of the 1960 **YOUR CAREER IN ELECTRONICS**. I enclose \$1.00, the cost of **YOUR CAREER IN ELECTRONICS**, plus 10¢ to cover mailing and handling charges. (Canada and Foreign, \$1.25 plus 10¢ postage).

NAME _____

ADDRESS _____

CITY _____ ZONE _____ STATE _____

SHIPPED ON APPROVAL

an IN-CIRCUIT CONDENSER TESTER THAT *DOES THE WHOLE JOB!*

IN-CIRCUIT CONDENSER TESTER Model CT-1


The CT-1 actually steps in and takes over where all other in-circuit condensers fail. The ingenious application of a dual bridge principle gives the CT-1 a tremendous range of operation . . . and makes it an absolute 'must' for every serviceman.

in-circuit checks:

- ✓ Quality of over 80% of all condensers even with circuit shunt resistance . . . (This includes leakage, shorts, opens, intermittents)
- ✓ Value of all condensers from 200 mmfd. to .5 mfd.
- ✓ Quality of all electrolytic condensers (the ability to hold a charge)
- ✓ Transformer, socket and wiring leakage capacity

out-of-circuit checks:

- ✓ Quality of 100% of all condensers . . . (This includes leakage, shorts, opens and intermittents)
- ✓ Value of all condensers from 50 mmfd. to .5 mfd.
- ✓ Quality of all electrolytic condensers (the ability to hold a charge)
- ✓ High resistance leakage up to 300 megohms
- ✓ New or unknown condensers . . . transformer, socket, component and wiring leakage capacity



OUTSTANDING FEATURES

- Ultra-sensitive 2 tube drift-free circuitry
- Multi-color direct scale readings for both quality and value . . . in-circuit or out-of-circuit
- Simultaneous readings of circuit capacity and circuit resistance
- Built-in hi-leakage indicator sensitive to over 300 megohms
- Cannot damage circuit components
- Electronic eye balance indicator for even greater accuracy
- Isolated power line

WHY THE CT-1 SURPASSES ALL OTHERS IN THE FIELD

INSTRUMENT	IN-CIRCUIT PERFORMANCE						PRICE
	Leakage	Value	Open	Short	Electrolytics		
CENTURY CT-1	Yes	Yes	Yes	Yes	Yes		\$34.50
Advertised Instrument A	Yes	No	No	Yes	No		\$79.95
Advertised Instrument B	No	No	Yes	Yes	No		\$92.50
Advertised Instrument C	No	No	Yes	Yes	No		\$34.50
Advertised Instrument D	Yes	No	No	No	No		\$44.95
Advertised Instrument E	No	Yes	No	No	No		\$69.95

Model CT-1—housed in sturdy hammer-tone finish steel case complete with test leads . . . only

\$34.50
Net

SIZE: W-6" H-7" D-3 1/4"

IN-CIRCUIT RECTIFIER TESTER

Model SRT-1

Checks all power rectifiers in-circuit whether SELENIUM, GERMANIUM, SILICON, etc.



Model SRT-1—housed in sturdy hammer-tone finish steel case complete with test leads

\$29.50
Net

With the growing trend towards compactness, portability and low price, TV manufacturers are resorting more and more to producing series-string TV sets employing selenium, germanium or silicon power rectifiers. Now the need for an in-circuit rectifier tester is greater than ever.

THE SRT-1 CHECKS ALL POWER RECTIFIERS IN-CIRCUIT AND OUT-OF-CIRCUIT WITH 100% EFFECTIVENESS FOR:

- ✓ Quality
- ✓ Fading
- ✓ Shorts
- ✓ Opens
- ✓ Arcing
- ✓ Life Expectancy

SIZE: W-6" H-7" D-3 1/4"

SPECIFICATIONS

- Checks all types of power rectifiers rated from 10 ma. to 500 ma. (selenium, germanium, silicon, etc.) both in-circuit or out-of-circuit.
- Will not blow fuses even when connected to a dead short.
- Large 3" highly accurate multi-color meter . . . sensitive yet rugged.
- Separate meter scales for in-circuit and out-of-circuit tests.
- Cannot damage or over heat rectifier being tested.

SIMPLE TO OPERATE

Just clip SRT-1 test leads across rectifier under test right in the circuit without disconnecting rectifier from circuit. Press test switch and get an instant indication on the easy-to-read three-color meter scales . . .

TRANSISTOR TESTER

Model TT-2

AN INEXPENSIVE QUALITY INSTRUMENT DESIGNED FOR ACCURATE AND DEPENDABLE TESTS OF ALL TRANSISTORS AND DIODES QUICKLY AND ACCURATELY

Every day more and more manufacturers are using transistors in home portable and car radios . . . in hearing aids, intercoms, amplifiers, industrial devices, etc. Since transistors can develop excessive leakage, poor gain, shorts or opens, the need for TRANSISTOR TESTER is great.



Model TT-2—housed in sturdy hammer-tone finish steel case complete with test leads

\$24.50
Net

SIZE: W-6" H-7" D-3 1/4"

SPECIFICATIONS

- Checks all transistors, including car radio, power output, triode, tetrode and unijunction types for current gain, leakage, opens, shorts, cut-off current
- Checks all diodes for tests can be made even if manufacturers' rated gain is not available
- Less than half a minute required for tests of either transistors or diodes
- Tests are rugged . . . with multi-color scales designed for quick easy readings so small, service life almost equal to shelf life. Battery cannot be drained due to accidental shorting of test leads
- Cannot burn-out its own meter or clips enable tests without entirely removing transistor from circuit
- Long test leads and insulated test terminal is assured
- Comes complete with replaceable transistor set-up chart that fits into a special rear compartment.

IMPORTANT FEATURE: The TT-2 cannot become obsolete as you to check all new type transistors as they are introduced. New listings will be furnished periodically at no cost.

EASY TO BUY IF SATISFIED
see order form on facing page

FOR 10 DAY FREE TRIAL

Convince yourself at no risk that CENTURY instruments are indispensable in your every day work. Send for instruments of your choice without obligation... try them for 10 days before your buy... only then, when satisfied, pay in easy-to-buy monthly installments — without any financing or carrying charges added.

NEW Battery Operated Peak-to-Peak VACUUM TUBE VOLT METER Model VT-1

WITH LARGE EASY-TO-READ 6" METER —

featuring the sensational new MULTI-PROBE Patent Pending

No extra probes to buy! The versatile MULTI-PROBE does the work of 4 probes

- 1 DC Probe 2 AC-Ohms Probe 3 Lo-Cap Probe 4 RF Probe

The VT-1 is a tremendous achievement in test equipment. With its unique MULTI-PROBE it will do all the jobs a V.T.V.M. should do without the expense of buying additional probes. No longer do you have to cart around a maze of entangled cables, lose time alternating cables or hunting for a misplaced probe. With just a twist of the MULTI-PROBE tip you can set it to do any one of many time-saving jobs. A special holder on side of case keeps MULTI-PROBE firmly in place ready for use.

FUNCTIONS

DC VOLTMETER... Will measure D.C. down to 1.5 volts full scale with minimum circuit loading, and give accurate readings of scale divisions as low as .025 volts... Will measure low AC and oscillator bias voltages from .1 volts or less up to 1500 volts with consistent laboratory accuracy on all ranges... Zero center provided for all balancing measurements such as discriminator, ratio detector alignment and hi-fi amplifier balancing.

AC VOLTMETER... True Peak-to-Peak measurements of any wave form including TV sync, deflection voltages, video pulses, audio in hi-fi amplifiers, AGC voltages, video pulses... Scale divisions are easily read down to .1 volts... Measures RMS at 1/20th the circuit loading of a V.O.M... Unlike most other V.T.V.M.'s there is no loss in accuracy on the lowest AC range.

ELECTRONIC OHMMETER... Measures from 0 to 1000 megohms... Scale divisions are easily read down to 2 ohms... Will measure resistance values from 2 ohms to one billion ohms... Will detect high resistance leakage in electrolytic and by-pass condensers.

RF and LO-CAP MEASUREMENTS... With these extra VT-1 functions you can measure voltages in extremely high-impedance circuits such as sync and AGC pulses, driving saw tooth voltages, color TV gating pulses, master output levels, T.F. stage-by-stage gain and detector inputs.

OUTSTANDING FEATURES

- Completely portable — self powered with long life batteries — permits use everywhere
- New advanced pentode amplifier circuit assures amazingly low battery drain
- Large 6" 100-microampere meter, many times more sensitive than meters used in most V.T.V.M.'s
- Laboratory accuracy performance — 2% of full scale on DC, 5% of full scale on AC
- Simplified multi-color easy-to-read 4-scale meter
- No heat operation assures rigid stability and accuracy
- Immune to power line fluctuations
- Amplifier rectifier circuit with frequency compensated attenuator — a feature found only in costly laboratory instruments
- Meter completely isolated — practically burn-out proof
- Hand-crafted circuitry eliminates the service headaches of printed circuitry
- 1% resistors used for permanent accuracy
- Separate phone type co-axial connector
- Micro-projects instrument face — snaps on and off instantly.



SIZE: W-7 3/8" H-9" D-4 1/4"

SPECIFICATIONS


- DC Volts — 0 to 1.5 / 5/30 / 150/300 / 600/1500 volts
- AC Volts — 0 and Peak-to-Peak — 0 to 3/12/60/300/1200 volts
- Ohms — 0 to a billion ohms, 10 ohms' center scale — R1/10/100/1K/10K/100K/1M
- RF — Peak reading demodulator supplied for use on all DC ranges
- Zero Center — available on all DC volt ranges with zero at mid-scale
- Decibels — from —10 Db to +10/22/36/50/62 based on the 0db unit: 00b-10mV in 600 ohms
- Impedance — 11 megohms DC, 1 megohm AC, 10 megohms Lo-Cap
- Input Capacity — 130 mmfd. RMS, 250 mmfd. Peak-to-Peak, 25 mmfd. Lo-Cap

Model VT-1 — fully wired and calibrated, housed in handsome hammer-tone finish steel case complete with MULTI-PROBE, and thorough instruction manual covering all the applications in detail. **\$58.50** Net

FAST-CHECK TUBE TESTER Model FC-2

Simply set two controls... insert tube... and press quality button to test any of over 700 tube types completely, accurately... IN JUST SECONDS!

Over 20,000 servicemen are now using the FAST-CHECK in their every day work and are cutting servicing time way down, eliminating unprofitable call-backs and increasing their dollar earnings by selling more tubes with very little effort. See for yourself at no risk why so many servicemen chose the FAST-CHECK above all other tube testers.



SIZE: W-14 1/2" H-11 1/2" D-4 3/8"

PICTURE TUBE TEST ADAPTER INCLUDED WITH FAST-CHECK
Enables you to check all picture tubes (including the new short-neck 110 degree type) for cathode emission, shorts and life expectancy... also to rejuvenate weak picture tubes.

RANGE OF OPERATION

- Checks quality of over 700 tube types, employing the time proven dynamic cathode emission test. This covers more than 99% of all tubes in use today, including the newest series-string regulators, special purpose hi-fi tubes and even foreign tubes.
- Checks for inter-element shorts and leakage.
- Checks for gas content.
- Checks for life-expectancy.

SPECIFICATIONS

- No time consuming multiple switching... only two settings are required instead of banks of switches located inside cover. New listings are added without costly roll chart replacement
- 41 phosphor bronze beryllium tube sockets never need replacement
- Checks each socket mounted on panel
- Large 4 1/2" O'Arsonal type meter is the most sensitive available, yet rugged — fully protected against accidental burn-out
- Special scale on meter for low current tubes
- Compensation for no shock hazards
- Long-lasting etched aluminum panel
- Separate gas and shoot jewel indicators
- Line isolated — all future tube types as they come out. New tube listings are furnished periodically at no cost.

Model FC-2 — housed in hand-rolled oak carrying case complete with CRT adapter **\$69.50** Net

CONVENIENT TIME PAYMENT PLAN — NO FINANCING CHARGES

ALL CENTURY INSTRUMENTS ARE GUARANTEED FOR ONE FULL YEAR
The extremely low prices are made possible because you are buying direct from the manufacturer.

CENTURY ELECTRONICS CO., INC.

CHECK INSTRUMENTS DESIRED

<input type="checkbox"/>	Model CT-1 In-Circuit Condenser Tester	\$34.50
<input type="checkbox"/>	\$9.50 within 10 days. Balance \$5 monthly for 5 months.	
<input type="checkbox"/>	Model SRT-1 In-Circuit Rectifier Tester	\$29.50
<input type="checkbox"/>	\$4.50 within 10 days. Balance \$5 monthly for 5 months.	
<input type="checkbox"/>	Model TT-2 Transistor Tester	\$24.50
<input type="checkbox"/>	\$4.50 within 10 days. Balance \$5 monthly for 4 months.	
<input type="checkbox"/>	Model VT-1 Battery Vacuum Tube Volt Meter	\$58.50
<input type="checkbox"/>	\$14.50 within 10 days. Balance \$11 monthly for 4 months.	
<input type="checkbox"/>	Model FC-2 Fast-Check Tube Tester	\$69.50
<input type="checkbox"/>	\$14.50 within 10 days. Balance \$11 monthly for 5 months.	

Prices Net F.O.B. Mineola, N. Y.

111 Roosevelt Avenue, Dept. 310, Mineola, New York

Please rush the instruments checked for a 10 day free trial. If satisfied I agree to pay the down payment within 10 days, and the monthly installments as shown. If not completely satisfied I will return the instruments within 10 days and there is no further obligation. It is understood there will be NO INTEREST or FINANCING charges added.

Name _____

Address _____

City _____ State _____

Please print clearly

SOLVE CIRCUIT PROBLEMS FAST!

Goodbye to trial-and-error methods. Do every circuit calculation accurately with this book.

YOU'LL BE AMAZED at how easy it is to figure resistances, loud inductances, impedances, etc., for ANY part of ANY circuit. With **THE ALGEBRA OF ELECTRONICS** you quickly gain the tools, techniques, and shortcuts needed.

Three Great Books in One!

It's a textbook. All mathematical techniques in electronics explained clearly step-by-step. It's a handbook. Graphs and tables give answers to common electronic problems. It's a review. Every equation, formula and derivation vital to a mastery of electronics reviewed in light of its practical on-the-job applications.

The author, Dr. Chester H. Page of the National Bureau of Standards, discusses basic laws and principles, practical methods of solving simultaneous equations. He develops elementary Fourier waveform analysis, shows effects of frequency selectivity, modulation, and analyzes tubes, transistors and power supplies.

Try it FREE for 10 Days

Whether you're a repairman, technician, or engineer, you'll find **THE ALGEBRA OF ELECTRONICS** profitable, interesting. Send coupon for a **FREE 10-DAY EXAMINATION**. No obligation—unless you keep the book. Mail coupon today to

D. VAN NOSTRAND AND COMPANY INC.,
Dept. 1710, Princeton, N. J.
(Established 1848)



127 TOPICS

340 pages
252 illustrations

D. VAN NOSTRAND AND COMPANY INC., Dept. 1710
PRINCETON, N. J.
(In Canada: 25 Hollinger Rd., Toronto 16)

Send—for free examination—**THE ALGEBRA OF ELECTRONICS**. If I don't feel it can make electronic calculations clearer, easier, and faster, I may return it within 10 days; owe nothing. Otherwise, I will pay \$2.75 down, plus small delivery cost, and \$3 per month for 2 months.


Name..... (Please Print Plainly)

Address.....

City..... Zone..... State.....

SAVE! Enclose \$8.75 with coupon and we will pay all shipping costs.
Same ten-day money-back privilege.

UNIVERSITY ANNOUNCES... the new way to high fidelity stereophonic sound from ultra-compact speaker systems



RRL-8* in a setting by Smilow-Thielle

Three new systems of highest quality... priced to fit the tight budget... styled to match the wife's decor. For maximum flexibility and convenience, each is fine-furniture finished on four sides... for use as highboy or lowboy on bookshelf, bench, or built-in. Full details are in new edition of "Informative guide to high fidelity stereo and monophonic speaker systems and components." Write to Desk A-3, University Loudspeakers, Inc., White Plains, N. Y.

*RRL, Radiation Resistance Loading to give outstanding bass reproduction from ultra-compact cabinets.



quite make out through the telescope if those were tuna-fish or ham-salad sandwiches. Come on up to the cabin with me. I don't want to be away long with everything dry as tinder like it is. Did you meet anyone on the way up?"

"Only some crazy galoots driving too fast that forced us into the ditch," Carl answered as the boys followed the warden up the steps that zigzagged up the tower. "And the sandwiches were tuna fish."

"I thought so," Jeff growled. "But I'm really glad those drunks are out of the woods. They went off and left their campfire smouldering, and I had to go put it out. That's a criminal thing to do when the woods are like this."

When they reached the cabin atop the tower, Carl and Jeff were breathing only a little deeper than normal; but Jerry was puffing like a steam engine as he leaned up against the cabin wall.

"It gets your wind when you're not used to it," Jeff consoled him. "Gosh, I'm glad to see you boys. I was hoping you would get up to see me before we closed down for the season. You see," he added sadly, "it looks like this will be my last season up here."

"Why?" the boys chorused with deep concern.

"Well, the department has a new head who thinks every man over forty-five spends all his time dozing in a rocking chair and couldn't see across the clearing if he were awake," Jeff said with a rather drawn grin. "He wants to get rid of us old codgers and put new 'alert, keen-eyed young men' in our place."

Jeff stopped talking while he swung the telescope through a slow, careful arc. "Dog-gone it!" he suddenly exploded. "If I thought my eyes were failing or that age was keeping me from doing my job, I'd ask to be retired; but I know that's not so. What's more, it's going to take another man a long time to learn what I have learned in fifteen years, about what looks normal and what doesn't out there on Bear Mountain—and I'm still learning," he added.

THE BOYS were embarrassed. They wanted very much to say something consoling, something that would ease Jeff's deep hurt, but they couldn't think of anything to say. In an effort to take his mind off the painful subject, they started ex-

NOT USED, NOT PULLED OUT OF OLD SETS

Brand New TUBES

BETTER THAN 70% OFF!



and RAD-TEL'S FIRST QUALITY!
REMEMBER... ALL RAD-TEL TUBES
GUARANTEED ONE FULL YEAR

Rad-Tel — Suppliers In Mail Order For Over 10 Years!

Type	Price	Type	Price	Type	Price	Type	Price	Type	Price	Type	Price	Type	Price	Type	Price
1AX2	.62	5AM8	.79	6AM8	.78	6BQ5	.65	6DT6	.53	12AQ5	.52	12L6	.58	19T8	.80
1B3GT	.79	5AN8	.86	6AN8	.85	6BQ6GT	1.05	6J5GT	.51	12AT6	.43	12SA7M	.86	25BQ6GT	
1S5	.51	5AQ5	.52	6AQ5	.50	6BQ7	.95	6J6	.67	12A77	.76	12SK7GT		25C5	1.11
1U4	.57	5AT8	.80	6AT6	.43	6BR8	.78	6K6GT	.58	12AU6	.50		.74	25CD6	1.44
1U5	.50	5BK7A	.82	6AT8	.79	6BY6	.54	6L6	.34	12AV6	.60	12SN7GT		25CU6	1.11
1X2B	.82	5BQ7	.97	6AU4GT	.82	6BZ6	.54	654	.48	12AV6	.41		.64	12V6GT	.53
2AF4	.96	5CG8	.76	6AU6	.50	6BZ7	.97	6X4	.39	12AV7	.75	12W6	.69	35C5	.51
2BN4	.60	5CL8	.76	6AU8	.87	6C4	.43	6X8	.77	12AX7	.63	17AX4	.67	35Z5GT	.60
3AL5	.42	5J6	.68	6AV6	.40	6CB6	.54	6Y6G	.65	12AZ7	.36	17BQ6	1.09	50B5	.60
3AU6	.51	5T8	.81	6BA6	.54	6CD6	1.42	8AU8	.93	12B4	.63	19AU4	.83	50C5	.53
3AV6	.41	5U4GB	.60	6BC5	.49	6CF6	.64	8AW8	.93	12B6	.50	19BG6	1.39	50L6GT	.61
3BZ6	.55	5U8	.81	6BD6	.51	6CG7	.60	11CY7	.75	12BE6	.53				
3BY6	.55	5V6	.56	6BE6	.55	6CG8	.77	12A4	.60	12BH7	.73				
3CB6	.54	5X8	.78	6BF6	.44	6CM7	.66	12AD6	.57	12BQ6GT					
3CF6	.60	5Y3GT	.46	6BG6G	1.66	6CN7	.65	12AF6	.49	1.06					
3DT6	.50	6AB4	.46	6BH8	.87	6CS6	.57	6SK7GT	.74	12B77	.74				
3V4	.58	6AC7M	.96	6BK7	.85	6CU6	1.08	65N7GT	.65	12C5	.56				
4BN6	.75	6AF4	.97	6BN4	.57	6CY7	.71	6T4	.99	12CU5	.58				
4BQ7	.96	6AG5	.65	6BN6	.74	6DE6	.58	6T8	.80	12CU6	1.06				
4DT6	.55	6AH6	.99	6BQ/		6DG6GT	.59	6U8	.78	12DQ6	1.04				
4BZ7	.96	6AK5	.95	CU6	1.25	6DQ6	1.10	6V6GT	.54	12F8	.66				
4CB6	.59	6AL5	.47					6W4GT	.57	12K5	.65				

Ask For Types Not Listed

SEND FOR NEW FREE BROCHURE OF TUBES AND PARTS AND FREE TV & RADIO TROUBLE-SHOOTER GUIDE—FREE!

ALL OUR PARTS & TUBES AMERICAN MADE

Specials for October Only!

USE THIS AD AS ORDER BLANK

PHONO AMP

Consider this for stereo—have the other channel in operation. Need tubes & speaker with output transformer till you can build that big job.

Set of tubes 12AV6, 50B5, 35W4

PHONO MOTOR

78 RPM 117V 60 cycle. Many uses for agitating, mixing, driving, experimenting

\$3.49
\$1.50

49¢ each

Alligator Clips

Manufactured by Muller Elec. Co. 2" long, spring-loaded, plated

6¢ ea.
20 for \$1.10

CHEST MICROPHONE

Carbon mic deal for mobile ham use or experimenter. Hook battery earphones & mike in series and you have telephone.

\$1.95 ea.

FOLDED DIPOLE

86" ant. with reflector comes with cross bar, U Bolts

\$1.99 ea.



Superior Electric 5-Way Binding Posts

Choice of Red or Black

1. Plug In for standard 3/4" banana plug
2. Clip lead to shaft
3. Wire looped around shaft & clamp
4. Wire up to ±12 permanently clamped thru center hole
5. Clamp spade lug connection

25¢ ea. Lots of 4 20¢

Not Affiliated With Any Other Mail Order Tube Co.


Phone MI 2-3147

RAD-TEL TUBE CO.

57 CHAMBERS ST.

NEWARK 5, N. J.

TERMS: 25% dep. must accompany all orders — bal. C.O.D. All shipments F.O.B. Newark warehouse. NO HANDLING CHARGE WITH THIS AD. Subject to prior sale. No C.O.D.'s outside continental U.S.A.




NEW! DYNAMIC TRANSISTOR CHECKER

Dynamically checks transistors either "in or out" of circuit!

No set-up required—safely identifies and tests PNP and NPN transistors "in or out" of circuit! Wide range of types: small signal, including "drift" types; medium power and power types. Fast, positive visual check for "opens", shorts, and gain. Compact, self-contained.

MODEL 100—Wired and Tested.....\$19.95 NET



NEW! LOW COST TUBE TESTER

Grid Circuit and Tube Merit Tester!

Complete coverage all modern TV tube types and all heater type radio tubes, using only 5 sockets! Incorporates patented Seco Grid Circuit Test plus reliable Cathode Emission Test—also checks for filament continuity and open elements. One easy-to-read meter. Fast, easy to operate! With portable carrying case, pin straighteners, and fast tube set-up flip chart.

MODEL 78—Wired and Tested.....\$69.50 NET

WRITE TODAY FOR FULL DETAILS!



SECO MANUFACTURING CO.
5015 Penn Ave. So., Minneapolis, Minn.

Is your speaker a ham ?

Some speakers ham it up with fancy trim and frills. Not Sonotone. We believe that superfluous decoration only adds to a speaker's cost. That's why we keep our designs simple and functional.

Sonotone's extra efforts are put into craftsmanship to give you brilliant performance...less cost. For instance, the all new 12" CA-12A coaxial speaker is only \$27.50*; the 8" WR-8, only \$12.00*. Both give performances that surpass any other speakers in their price range.

Basic, stereo or extra speaker... Sonotone quality lets you *hear* the difference at a budget price.

FREE! "Stereo Simplified" booklet—tells you how stereo operates. Write to:

Sonotone[®] CORP.

Electronic Applications Division, Dept. LG-109

ELMSFORD, NEW YORK

*Slightly higher in West

plaining about their attempt to measure cloud speed.

The high-frequency receiver was turned on, but not a sound could be heard from the transmitter, and it seemed as if none would be heard for a while. There wasn't a cloud in the sky. However, Jeff's instruments showed that the wind was still blowing strongly from where they had left the transmitter, and he told them his weather reports indicated that high scattered clouds should be coming in before long.

Suddenly the telephone rang. It was the local supervisor at the base station advising all tower stations that the head of the department was making a surprise inspection tour and was expected momentarily. The supervisor requested all wardens to be especially alert and businesslike.


"A lot of good it will do," Jeff said bitterly. "We're not men to him. We're just numbers on a card—"

He was interrupted by the sudden sound of an audio tone coming from the little speaker of the high-frequency receiver. It quickly ceased and then came on again. Fascinated, the boys listened as the transmitter kept kicking on and off erratically. Each time it stayed on a little longer.

"Do you suppose something's gone wrong with your equipment?" Jeff asked as he scanned the cloudless sky.

"That's always a possibility, but I doubt it," Jerry answered. "That circuit is very dependable. I think something is cutting off the sunlight from the cell. "It sounds as though little bits of clouds were drifting over it."

As Jeff heard this, he swung the big telescope and brought it to bear on the spot where the boys had left the transmitter. He looked long and searchingly and then reached for the telephone: "Reporting a



Always say you saw it in—POPULAR ELECTRONICS

**VIDEO ELECTRIC COMPANY says: DOWN WITH RISING COSTS OF ELECTRON TUBES
OVER ONE MILLION USED TUBES TO SELECT FROM at only**

Each and every tube is tested by our supplier under actual operating conditions in Radio, FM, Hi-Fi, Industrial equipment and Television Chassis or Intricate Testing Equipment for Mutual Conductance and Life Test.

BELOW IS A PARTIAL LIST OF OVER THREE HUNDRED POPULAR TYPES! WRITE FOR FREE COMPLETE LIST AND ORDER BLANK!

- | | | | | | |
|-------|-------|------|-----|------|--------|
| 0A2 | 5X8 | 6B86 | 6F5 | 7Z4 | 198G6 |
| 0Z4 | 5Y3GT | 6B86 | 6F7 | 12A8 | 1916 |
| 1A7GT | 5Y4G | 6B86 | 6S7 | 12A8 | 19T8 |
| 1B3GT | 6AT | 6B86 | 6S7 | 12A8 | 24A |
| 1H4G | 6A8 | 6B86 | 6S7 | 12A8 | 25AV5 |
| 1H5GT | 6A8 | 6B86 | 6S7 | 12A8 | 25BQ6 |
| 1L4 | 6A8 | 6B86 | 6S7 | 12A8 | 25DQ6 |
| 1L6 | 6A8 | 6B86 | 6S7 | 12A8 | 25L6GT |
| 1N5GT | 6A8 | 6B86 | 6S7 | 12A8 | 25W4GT |
| 1Q5GT | 6A8 | 6B86 | 6S7 | 12A8 | 25Z6 |
| 1R5 | 6A8 | 6B86 | 6S7 | 12A8 | 26 |
| 1S5 | 6A8 | 6B86 | 6S7 | 12A8 | 35A5 |
| 1T4 | 6A8 | 6B86 | 6S7 | 12A8 | 35B5 |
| 1U4 | 6A8 | 6B86 | 6S7 | 12A8 | 35C5 |
| 1U5 | 6A8 | 6B86 | 6S7 | 12A8 | 35L6GT |
| 1V2 | 6A8 | 6B86 | 6S7 | 12A8 | 35W4 |
| 1X2 | 6A8 | 6B86 | 6S7 | 12A8 | 35Y4 |
| 2A3 | 6A8 | 6B86 | 6S7 | 12A8 | 35Z5GT |
| 2AF4 | 6A8 | 6B86 | 6S7 | 12A8 | 37 |
| 3B5 | 6A8 | 6B86 | 6S7 | 12A8 | 39/44 |
| 3B6 | 6A8 | 6B86 | 6S7 | 12A8 | 42 |
| 3B7 | 6A8 | 6B86 | 6S7 | 12A8 | 43 |
| 3C6 | 6A8 | 6B86 | 6S7 | 12A8 | 45 |
| 3C7 | 6A8 | 6B86 | 6S7 | 12A8 | 50A5 |
| 3C8 | 6A8 | 6B86 | 6S7 | 12A8 | 50B5 |
| 3C9 | 6A8 | 6B86 | 6S7 | 12A8 | 50C5 |
| 3D4 | 6A8 | 6B86 | 6S7 | 12A8 | 50L6GT |
| 3E4 | 6A8 | 6B86 | 6S7 | 12A8 | 50X6 |
| 3F4 | 6A8 | 6B86 | 6S7 | 12A8 | 50 |
| 3G4 | 6A8 | 6B86 | 6S7 | 12A8 | 57 |
| 3H4 | 6A8 | 6B86 | 6S7 | 12A8 | 58 |
| 3J4 | 6A8 | 6B86 | 6S7 | 12A8 | 71A |
| 3K4 | 6A8 | 6B86 | 6S7 | 12A8 | 75 |
| 3L4 | 6A8 | 6B86 | 6S7 | 12A8 | 76 |
| 3M4 | 6A8 | 6B86 | 6S7 | 12A8 | 77 |
| 3N4 | 6A8 | 6B86 | 6S7 | 12A8 | 78 |
| 3O4 | 6A8 | 6B86 | 6S7 | 12A8 | 80 |
| 3P4 | 6A8 | 6B86 | 6S7 | 12A8 | 84/6Z4 |
| 3Q4 | 6A8 | 6B86 | 6S7 | 12A8 | 117Z3 |
| 3R4 | 6A8 | 6B86 | 6S7 | 12A8 | 117Z6 |
| 3S4 | 6A8 | 6B86 | 6S7 | 12A8 | |
| 3T4 | 6A8 | 6B86 | 6S7 | 12A8 | |
| 3U4 | 6A8 | 6B86 | 6S7 | 12A8 | |
| 3V4 | 6A8 | 6B86 | 6S7 | 12A8 | |
| 3W4 | 6A8 | 6B86 | 6S7 | 12A8 | |
| 3X4 | 6A8 | 6B86 | 6S7 | 12A8 | |
| 3Y4 | 6A8 | 6B86 | 6S7 | 12A8 | |
| 3Z4 | 6A8 | 6B86 | 6S7 | 12A8 | |
| 4A4 | 6A8 | 6B86 | 6S7 | 12A8 | |
| 4B4 | 6A8 | 6B86 | 6S7 | 12A8 | |
| 4C4 | 6A8 | 6B86 | 6S7 | 12A8 | |
| 4D4 | 6A8 | 6B86 | 6S7 | 12A8 | |
| 4E4 | 6A8 | 6B86 | 6S7 | 12A8 | |
| 4F4 | 6A8 | 6B86 | 6S7 | 12A8 | |
| 4G4 | 6A8 | 6B86 | 6S7 | 12A8 | |
| 4H4 | 6A8 | 6B86 | 6S7 | 12A8 | |
| 4J4 | 6A8 | 6B86 | 6S7 | 12A8 | |
| 4K4 | 6A8 | 6B86 | 6S7 | 12A8 | |
| 4L4 | 6A8 | 6B86 | 6S7 | 12A8 | |
| 4M4 | 6A8 | 6B86 | 6S7 | 12A8 | |
| 4N4 | 6A8 | 6B86 | 6S7 | 12A8 | |
| 4O4 | 6A8 | 6B86 | 6S7 | 12A8 | |
| 4P4 | 6A8 | 6B86 | 6S7 | 12A8 | |
| 4Q4 | 6A8 | 6B86 | 6S7 | 12A8 | |
| 4R4 | 6A8 | 6B86 | 6S7 | 12A8 | |
| 4S4 | 6A8 | 6B86 | 6S7 | 12A8 | |
| 4T4 | 6A8 | 6B86 | 6S7 | 12A8 | |
| 4U4 | 6A8 | 6B86 | 6S7 | 12A8 | |
| 4V4 | 6A8 | 6B86 | 6S7 | 12A8 | |
| 4W4 | 6A8 | 6B86 | 6S7 | 12A8 | |
| 4X4 | 6A8 | 6B86 | 6S7 | 12A8 | |
| 4Y4 | 6A8 | 6B86 | 6S7 | 12A8 | |
| 4Z4 | 6A8 | 6B86 | 6S7 | 12A8 | |



GUARANTEE: WE GUARANTEE TO REPLACE FREE FOR ONE (1) YEAR ANY TUBE PURCHASED FROM US WHICH FAILS TO FUNCTION EFFICIENTLY UNDER ACTUAL OPERATING CONDITIONS. REFUNDS WILL BE MADE PROMPTLY FOR ANY DEFECTIVE MERCHANDISE. THE TUBES ADVERTISED HEREIN ARE NOT NECESSARILY NEW TUBES BUT MAY BE ELECTRICALLY PERFECT FACTORY SECONDS OR USED TUBES AND ARE SO MARKED.

WE HAVE OVER 1000 USED TV SETS
At All Times In Our Huge Warehouse. Buy one or more of these WORKING TVs to sell or use as your own second set! All sets in GOOD WORKING condition! Your Choice—Console or Table Model.
10" ... \$23.00 19" ... \$58.00
12" ... \$28.00 20" ... \$64.00
14" ... \$33.00 21" ... \$72.00
16" ... \$40.00 24" ... \$99.00
17" ... \$46.00
When ordering TVs, state whether table model or console is desired. Also, preference on make of set. All TVs sent railway express F.O.B. Newark. On any quantity, WIRE or CALL today!

FREE
RCA "Cheater" Cord Given with Any Tube Order of \$7.00 or More!!

FREE
Bonus Antenna Given with Any TV Set Order!!

SEND for our **FREE** complete TUBE & PARTS LIST and order blank.

VIDEO

FREE POSTAGE
in U.S.A. and Territories on orders over \$5.00. 25¢ handling charge on orders under \$5.00. 25% deposit required on C.O.D.'s. Please send approximate postage or freight on Canadian and foreign orders. Subject to prior sale.

Phone **HUmboldt 4-9848**

ELECTRIC COMPANY
9-15 6TH ST., HARRISON, N. J.

BIG MONEY IN THE 4 CORNERS OF THE WORLD!

in TELEVISION, RADIO,
ELECTRONICS, RADAR, SONAR

**ONLY CHRISTY OFFERS
COMPLETE TRAINING!**

Investigate the Christy Complete Course. Why be satisfied with less? CTS Shop Method, Home Training makes learning easy. You learn by working with actual equipment. You receive Comprehensive training from the start. Can EARN AS YOU LEARN. You become qualified to open your own Electronics Repair business or to gain high pay as a TV, Radio, Electronics, etc., Technician.

19 TRAINING KITS INCLUDED!

You receive a Multi-Tester, Oscillator, Signal Tracer, Oscilloscope, Signal Generator, Electronic Timer, Regenerative Radio, 24" TV set (optional) and other valuable testing equipment. **FREE BOOK and TWO FREE LESSONS** yours for the asking! No obligation.

CHRISTY TRADES SCHOOL

3214 W. Lawrence Ave.
Dept. T-386 Chicago 25, Ill.



**SEND for 3
FREE
BOOKS**



CHRISTY TRADES SCHOOL, Dept. T-386
3214 W. Lawrence Ave., Chicago 25, Ill.

Please send me the 3 FREE BOOKS and Special Form for
PAYING LATER from EARNINGS MADE WHILE LEARNING.


NAMEAGE.....

ADDRESS

CITYZONE.....STATE.....

FREE!

H. H. Scott Helps You
PLAN FOR STEREO
With New Hi Fi Guide
and Catalog



H. H. Scott Inc., 111 Powdermill Road, Dept. PE-10, Maynard, Mass.

Rush me your **FREE Hi Fi Guide** and catalog to help me plan my stereo system.

Name.....

Address.....

Export: Telesco International, 36 W. 40th St., N. Y. C.

small fire just starting along the Bear Mountain Road a few yards southwest of the survey marker," he said carefully and distinctly.

"That's smoke drifting over your photocell," he whispered to the boys while he held his hand over the telephone transmitter. "I can just make it out through the telescope."

Holding their breath, the boys listened to the flurry of conversation as other watch stations were alerted and asked to check on the reported fire. Suddenly a crisp voice snapped out of the receiver:

"Bear Mountain Station, this is Adams, the department head. Are you *sure* you see a fire? None of the other stations can see it."

"I'm sure, sir," Jeff said with quiet conviction. "The strong wind is holding the smoke down close to the ground."

"Very well. We'll get in the helicopter and take a look. Stand by."

IN ONLY MINUTES the boys could see the whirlybird hover over the spot at which Jeff's telescope was aimed; then it settled down below the tops of the trees. The tone that had been coming from the speaker of the high-frequency receiver almost continuously began cutting on and off again and then stopped completely. The helicopter popped into view and sailed off toward the base station. Once more the telephone jangled. Jeff held the receiver away from his head so that the boys could listen.

"Bear Mountain, this is Adams again. I want to congratulate you on your keen eyesight and alertness. That fire, undoubtedly set by a cigarette tossed from a car, was just starting. We put it out easily with hand extinguishers, but if you hadn't spotted it when you did, we undoubtedly would have had a nasty forest fire on our hands at this point."

"Thank you, sir," Jeff said; "but I feel I should tell you—"

"Never mind telling me anything. You've shown me. Instead, let me tell you something. As you possibly know, I've been considering a policy of replacing men your age with younger men. After what I've seen here this afternoon, I'm dropping that policy. My younger men couldn't even see the fire after you had spotted it. I'm convinced that experience such as you have must not be wasted. I hope you'll be watching for



us up on Bear Mountain for a long, long time. That's all."

"Thank you again, sir; I'll be here as long as you need me," Jeff said with a happy grin as he hung up the receiver.

"Those drunks managed to set a fire in spite of everything," he said to the boys; "but thanks to your handy-dandy little cloud-and-smoke watcher, it did no damage. If that little gadget hadn't tipped us off, the fire would have been going great guns by the time the smoke rose high enough above the trees to be noticed. I'm sure much obliged to you two boys. Looks like you're going to have to put up with me here on Bear Mountain for a while."

"That sure will be awful," Carl said with a broad grin; "but I guess we'll just have to bear it—no pun intended. Right now, though, I think we'd better head for home unless we want to try riding down that rough road in the dark. After all, we've still got to stop and pick up our little transmitter."

AS the boys started coasting down the mountain, Carl suddenly said: "Hey, we never did measure cloud speed, did we?"

"Nope," Jerry answered as he looked back over his shoulder at the tower silhouetted against the sky and waved to Jeff who was leaning out of the open window of the cabin. "This was a better day for getting rid of clouds, real, smoke, or otherwise, than it was for measuring them; but I'm satisfied."

"So am I," Carl said contentedly. —30—

FIRST TIME . . . a soldering kit with

DUAL HEAT GUN

FOR ONLY

\$7.95

LIST
Model 8200K



...and best of all,

it's a new

Weller®

Leave it to Weller to bring you greater soldering advances and values! Here's the newest and finest gun made . . . with the versatility of *Dual Heat*. Just touch the trigger for high (125 watt) or low (90 watt) heat as your job requires. Saves time, gives extra convenience for precision soldering. Tip life is also increased because you use high heat only when necessary. New *high efficiency* tip. Instant heat. Spotlight.



KIT INCLUDES:

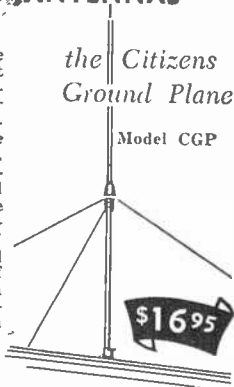
- New Dual Heat Soldering Gun
- Wire Bristle Cleaning Brush
- Soldering Aid
- All-purpose Solder

On sale now at your Electronic Parts Distributor

WELLER ELECTRIC CORP. 601 Stone's Crossing Rd., Easton, Pa.

FOR 11 METER OPERATION the *hy-gain* CITIZEN BAND ANTENNAS

Citizens Ground Plane base station antenna kit is designed for high efficiency point-to-point or base-station-to-mobile operation. Comes complete with $\frac{1}{8}$ " to $\frac{3}{4}$ " O.D. telescoping aluminum radiator, copper clad steel stranded ground plane radials and strain insulators, screw hooks, $1\frac{1}{2}$ " O.D. three foot mast and universal swivel roof mount. Easily mounts on flat or peak roof. Adjusted for perfect 50 ohm match. Less feed line.



Other *hy-gain* Citizen Band Antennas

Citizens Whip, Model CW	\$ 6.95
Citizens Dipole, Model CD	12.95
Citizens Mobile, Model CM	11.95
Heavy Duty Ground Plane, Model GP-1....	29.95
Citizens Beam, Model 113-G	29.95

SEE YOUR NEAREST DISTRIBUTOR
OR WRITE FOR FREE BROCHURE


hy-gain antenna products

1135 NO. 22ND • LINCOLN NEBRASKA

GET 3 or 4 TIMES MORE DISTANCE
on CITIZENS BAND

with PR Crystals

The HIGH ACTIVITY of PR CRYSTALS insures maximum amplifier output . . . with up to 3 or 4 times the distance of ordinary, sluggish crystals. You get clearer reception, too. Use PR CRYSTALS, and get the STRONGEST SIGNAL POSSIBLE WITHIN POWER LIMITS. And EVERY PR IS UNCONDITIONALLY GUARANTEED.



SWITCH INSTANTLY TO A BETTER CHANNEL

Be smart . . . have several sets of PR Crystals, two or three at least . . . so you can switch from one channel to another. You'll get ten times the satisfaction.

CHOOSE FROM THESE 22 FREQUENCIES

26.965, 26.975, 26.985, 27.005, 27.015, 27.025, 27.035
27.055, 27.065, 27.075, 27.085, 27.105, 27.115, 27.125
27.135, 27.155, 27.165, 27.175, 27.185, 27.205 **\$2.95**
27.215, 27.225 Z-9R, PR CRYSTALS, Calibrated .005% Net



RECEIVER CRYSTALS

When ordering Receiver Crystals, specify I.F. Frequency, also whether I.F. is above or below Transmitter Frequency.

Z-9R, PR Citizens Band Receiver Crystals, .005% \$2.95 Net

GET PR'S NOW FROM YOUR JOBBER

PETERSEN RADIO COMPANY, INC.
2800 WEST BROADWAY • COUNCIL BLUFFS, IOWA

Novice Band Receiver

(Continued from page 47)

For evening tests, plug in the 80-meter coil (15 meters is good in daylight hours), and switch on the a.c. and B-plus. As a starting point, set antenna trimmer *C1* to approximately one-half capacity. Advance the regeneration control (*R2*) approximately half way, and turn band-setting capacitor *C3* until you hear the 80-meter amateur phone stations. Then tune band-spread capacitor *C4* with the main tuning dial. The 80-meter Novice band will be found at a slightly lower frequency (capacitors more "closed").

With a little experimenting, you will be able to set *C3* for the best coverage on the main tuning dial. On the original model of the set, the same setting of *C3* would "hold" for all three Novice bands, so, once set, it could be left alone. Only minor adjustments should be needed when you are shifting bands.

Operation. Now advance regeneration control *R2* to the point where the set just breaks into oscillation. This is the best operating condition for receiving c.w. stations. For phone reception, the control should be backed off until any whistling stops.

Should the set refuse to oscillate, the most probable cause would be that the tickler windings were not properly polarized. Reverse the connections of the tickler windings to the coil pins, and try again.

The antenna trimmer capacitor (*C1*) should be adjusted for the best reception on the 21-mc. band. If desired, *C1* can be replaced by a knob-operated variable capacitor which will let you trim the antenna for best reception on each of the three bands.

HOW IT WORKS

This circuit is essentially a regenerative detector followed by one stage of audio. A high "C" and high "Q" tuned circuit is used to increase the stability of the detector stage. Triode *V1a* is connected to the tuned circuit and is operated as an r.f. amplifier with a cathode-follower output. The r.f. from *V1a* is detected by triode *V1b* which also operates as a feedback or regeneration stage. Since the detector does not load the tuned circuit, improved selectivity and sensitivity result.

The audio output stage, *V2*, is heavily biased to keep plate current down and to avoid any damage to series-operated magnetic headphones. The power supply is a conventional half-wave rectifier. Small capacitors across the high-voltage winding of *T1* and across the filter capacitors eliminate tunable hum and line noise.

The Top Technical Reference
To High Fidelity
Is Yours For Only \$1.00!

1960 HI-FI ANNUAL & AUDIO HANDBOOK

Now on sale at newsstands and
electronic parts stores
or order by coupon today!

If you're a man with a background in electronics theory and you know your way around hi-fi—here's a perfect workshop companion! It's the all new 1960 Edition of the HI-FI ANNUAL & AUDIO HANDBOOK that will provide you with the latest available technical information. And its cost—just \$1.00.

You'll find over 30 big, definitive articles—prepared under the supervision of the Editors of ELECTRONICS WORLD. Gives you five big sections covering:

- STEREO
- AMPLIFIERS AND PREAMPLIFIERS
- LOUDSPEAKERS AND ENCLOSURES
- FM, TAPE RECORDERS AND RECORD CHANGERS
- PLUS — GIANT COLOR FOLD-OUT SECTION ON SOUND




Ziff-Davis Publishing Company
Department PE109
434 S. Wabash Avenue
Chicago 5, Illinois

Please send me a copy of the 1960 Hi-Fi ANNUAL & AUDIO HANDBOOK. I enclose \$1.00 plus 10¢ to cover mailing and handling charges. (Canada and Foreign \$1.25 plus 10¢ postage).

NAME _____

ADDRESS _____

CITY _____ ZONE _____ STATE _____



PORT ARTHUR COLLEGE

ELECTRONICS • COMMUNICATIONS
RESIDENT • CO-EDUCATIONAL
AM-FM RADIO • TV STATIONS
MARINE RADIO

TRAINING Is the finest. Well equipped college classrooms and laboratories with AM, FM transmitters, radar and marine equipment, color fundamentals, transistors, television, camera chain, experimental laboratory test equipment, etc. used as standard part of curriculum.

PRACTICAL On-the-job-training program. College operates Radio Station KPAC, co-owner of KPAC-TV. You learn the interesting way. You learn by doing.

G.I. APPROVED

CO-EDUCATIONAL You enjoy the personal growth and cultural advantages that only the American co-educational college system can provide.

LOW COST Being a non-profit vocational institution explains our low tuition rates . . . \$36 per month. Room and board at campus dormitory only \$52 per month. Monthly payments accepted.

FREE PLACEMENT Our graduates are in demand at good salaries. We have trained men from all 49 states and abroad.

INVESTIGATE Write for illustrated booklet P-48 for further details. Classes now forming. Non high school graduates must pass entrance examination. Persons 21 years or older may be accepted on individual approval.

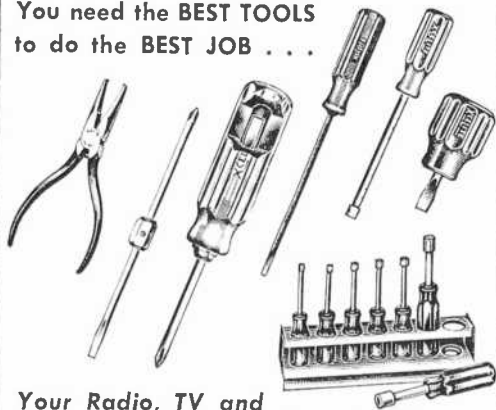
PORT ARTHUR COLLEGE

PORT ARTHUR, P-781, TEXAS

Founded in 1909

Choose **XCELITE** Hand Tools... the Professionals do!

You need the **BEST TOOLS**
to do the **BEST JOB**...



Your Radio, TV and
Electronic Parts Distributor has them!
Select from the Complete XCELITE Line of
Quality Tools and Handy Kits...

XCELITE, INCORPORATED
ORCHARD PARK, NEW YORK
Canada: Charles W. Pointon, Ltd., Toronto

XCELITE
Quality Hand Tools
PREFERRED BY THE EXPERTS



**SAVE YOUR
SINKING TV
with
the
new TV LIFE-SAVER**

Just plug in



\$4⁹⁵ complete

* Stops annoying TV breakdowns by protecting all tubes including the picture tube from surge current damage

* Utilizing the famous SURGISTOR, original equipment in Today's new television sets you get triple the life from all your tubes

Don't blame your TV set... Don't blame your TV repair man... blame yourself for costly set failure due to tube breakdown... because you didn't install a TV LIFE-SAVER

ORDER DIRECT—STOP COSTLY SET FAILURE

Send your check, money order or C.O.D. today, to.

Hollywood Television, Dept. P10, 1949 Moffett St., Hollywood, Fla.
The TV Life-SAVER is a product of the WUERTH TUBE-SAVER CORP.

TWO-METER BAND OPENED TO TECHNICIANS

THE Federal Communications Commission has made a rule change which now permits Technician Class amateurs to operate between 145 and 147 megacycles in the two-meter band. Many arguments were presented to the Commission, both for and against the rule change, each of which was evaluated before the change was made. Some of the pros and cons are given below.

Pros:

- The two-meter band would act as a stepping stone between the communication techniques used in the h.f. region and those used in the u.h.f. region. It would offer the less experienced amateurs an easier transition to the higher v.h.f. and the u.h.f. frequencies than the present jump from 6 meters to 1¼ meters.
- Civil defense activities would be accelerated inasmuch as this would be the best band for civil defense work open to all amateurs.
- The rule change would provide a common meeting ground where Novice and Technician licensees could communicate with each other.
- Such a rule change would relieve an economic hardship now imposed upon Novice licensees who progress to the Technician Class.
- The proposed amendment would greatly assist those Technicians living in TV Channel 2 areas by providing a v.h.f. band much less likely to interfere with TV reception.
- There is no reason to single out one band in the v.h.f. spectrum and deny Technicians the right to operate in it.

Cons:

- The Technician Class license was established in order to promote experimentation in the higher portion of the spectrum, and to permit the study of propagation characteristics and the development of equipment and communication techniques by persons not interested in the routine exchange of communications. The experience gained since the 50 - 54 mc. band was made available to Technicians indicates that little experimentation is conducted in that band by Technicians and that the predominant use of the band by this class of amateur operator is for rag-chewing. The

same situation would probably result in the 144 - 148 mc. band because a great majority would use it for purposes other than experimentation.

- As has happened in the 50 - 54 mc. band, this rule change would tend to reduce further the number of Technicians who will increase their code speed to 13 words per minute and qualify as General Class licensees.

- In a number of the larger metropolitan areas, the two-meter band is already well occupied. Permitting Technicians to operate in the band may well overload it in those areas.

Conclusions:

Frequencies in the 144-148 mc. range have been demonstrated to be very useful and reliable for communication purposes over distances up to and somewhat beyond line of sight. Furthermore, long-range interference is seldom a serious problem at these frequencies. Consequently, the band could provide means for carrying on necessary civil defense and emergency communications over short- and medium-range distances, and use of the frequencies may be duplicated in relatively closely spaced areas without mutual interference. Further, Technicians are the only amateurs who presently have no access to the 144 - 148 mc. band. Making this band available to Technicians would provide one area of the spectrum in which all amateurs could intercommunicate on one band, and the only area in which Technicians and Novices could intercommunicate.

The rule change would permit experimentation by Technicians in the two-meter band and thereby increase the potential for the advancement of general knowledge of this portion of the spectrum.

Even though Technicians are not eligible for R.A.C.E.S. station licenses, permitting them to operate their amateur stations in the two-meter band would result in there being in use more equipment capable of operation in that band.

The Commission concluded that, to attain a more even distribution of occupancy of the v.h.f. amateur bands, increase participation of amateurs in civil defense activities, and still retain some of the incentive for Technicians to gain General Class privileges, *part* of the band under discussion should be made available to Technicians.

KIT: HSK33 turntable, 49.50; SAK 12 12" tone arm, 23.95; TBA base, 17.95.



... there's only one choice you need to make



DELUXE ASSEMBLED: 33H turntable, 79.50; 212-SX tone arm, 34.00; 33C base, 23.95.

If you have decided to go *real hi-fi* and want the security of professional playing equipment, then naturally you'll step up to a GRAY turntable and arm combination.

Whether you choose the custom deluxe factory assembled units or the economical precision kits, you get all the engineering extras exclusive with GRAY.

GRAY stands for superb engineering and highest value for those who need the best.

exclusive GRAY features



GRAY Hysteresis Belt Drive



Oversized platter and bearing assembly


GRAY High Fidelity Division

DEPT. P, 16 ARBOR ST., HARTFORD 1, CONN.

$H^2 = A^2 + B^2$

NOW Science shows you how to Learn by "EAR"

ladies & gentlemen...



NOW YOU CAN LEARN AWAKE OR ASLEEP

Just think what it can mean to you in dollars and cents, confidence, success, fun to learn a language, speech, statistics, facts, figures, bridge, music, *anything*—OVERNIGHT . . . and learn it FASTER—RETAIN IT BETTER.

That's what *really* happens when scientifically proved Dormiphone "works" to train your memory for you awake and asleep . . . and what's more the Dormiphone not only puts your sleeping time to use, but helps you sleep more soundly as well. In addition, this amazing versatile instrument "plays" for you, too, provides fine entertainment with high quality stereo-reproduction for your greater enjoyment.

Get the scientific evidence about Dormiphone TODAY. Write, call for FREE Book, FREE Demonstration.

MODERNOPHONE, INC. Circle 7-0830
 292-109 Radio City, N. Y. 20, N. Y.

Gentlemen: Please send me your FREE Book. I am interested in learning more about the DORMIPHONE and what it can do for me. No obligation—no salesman will call.

NAME _____

ADDRESS _____

CITY _____ ZONE _____ STATE _____

My main interest in Dormiphones is for:

<input type="checkbox"/> Language Learning	<input type="checkbox"/> Speech Improvement
<input type="checkbox"/> Memorization	<input type="checkbox"/> Sleep Inducement
<input type="checkbox"/> Habit Correction	<input type="checkbox"/> School or College Work
<input type="checkbox"/> Bridge Rules	

NEW CITIZENS' TRANSCEIVER!

VIKING
Messenger

FROM
\$129⁷⁵



Anyone can operate . . . no code to learn . . . no examination necessary . . . license issued by the FCC on request!

• Complete Class "D" (27 Megacycle) Citizens' Band coverage—your choice of 5 channels at the flip of a switch! • Meets all FCC requirements • Maximum legal power • Push-to-talk microphone! "More than just 2-way Citizens' Radio equipment"—the Viking Messenger is the very finest personal communications equipment available in the field! Designed for reliability and easy installation in your home, business location, car, truck, or boat. Excellent receiver sensitivity and selectivity. Built-in Squelch, Automatic Volume Control, and Automatic Noise Limiter. Compact, modern styling—only 5 1/2" high, 7" wide, and 11 3/8" deep. Complete with tubes, microphone, and crystals for one channel.

FREE BROCHURE

SEND COUPON TODAY!

E. F. JOHNSON COMPANY
 122 Second Ave. S. W. • Waseca, Minnesota

• Please rush me your full color brochure describing the Viking "Messenger" Citizens' Transceiver.

NAME _____

ADDRESS _____

CITY _____ STATE _____

Airborne Electronics

(Continued from page 44)

and could remember its wing span, he adjusted a knob and cut loose as soon as his sight was filled. The electronic fire-control system would then "lead" the target for him automatically.

But a modern jet pilot doesn't get a good enough look to tell him what kind of planes the enemy is flying. And there isn't time for him to fiddle with knobs. These problems are being solved by even more elaborate fire-control systems. For instance, all the skipper of an F-104 Starfighter has to do is line up the target in an optical sight and keep it centered as he closes in. His General Electric fire-control system does the rest. It tells him when to fire and when to break off his pass to avoid hitting the resultant debris.

Power Steering. The terrific speeds of the jet age, not to mention its altitudes, have introduced problems even more basic than fire control.

Picture the boss of a supersonic ship that has left the sound barrier far behind. He decides to make a slight turn and moves his stick and rudder pedals accordingly. That is, he *tries* to move them. Air resistance against his control surfaces is so great that he might as well try to budge a concrete foundation. To help solve this problem, the booster control system was developed. It does somewhat the same job as your car's power steering; it makes up for the pilot's physical limitations in handling the controls.

But sometimes even a booster system isn't enough. Let's consider the case of the B-58 "Hustler," one of the latest strategic bombers. This baby cruises at Mach 2, twice the speed of sound, and performs more like a missile than an airplane.

Suppose a B-58 commander, flying at 25,000 feet, makes a turn at 500 miles an hour. To do this, let's say he has to move his control surfaces about 20 degrees. Then he gives her the works, streaks to 80,000 feet, and ups his speed to 1000 miles an hour. If he decides to make another turn and moves his controls 20 degrees again, he will find himself being thrown all over the sky. At the greatly increased speed and altered air flow conditions, gentler movement of the controls is necessary.

To avoid such embarrassing moments, the B-58 is equipped with what Bendix

Learn Radio-TV Electronics

*by Practicing
at Home in
Spare Time*

Without Extra Charge

You Get special NRI kits developed to give actual experience with Radio-TV equipment. You build, test, experiment with receiver or broadcasting circuits. Keep all equipment.



Have High Pay, Prestige, Good Future as a Skilled Radio-TV Electronic Technician

People *look up to* and depend on the Technician, more than ever before. His opportunities are great and are increasing. Become a Radio-TV Electronic Technician. At home, and in your spare time, *you* can learn to do this interesting, satisfying work—qualify for important pay.

A steady stream of new Electronic products is increasing the job and promotion opportunities for Radio-Television Electronic Technicians. Right now, a solid, proven field of opportunity for good pay is servicing the tens of millions of Television and Radio sets now in use. The hundreds of Radio and TV Stations on the air offer interesting jobs for Operators and Technicians.

More Money Soon—Make \$10 to \$15 a Week Extra Fixing Sets in Spare Time

NRI students find it easy and profitable to start fixing sets for friends a few months after enrolling, pick up \$10, \$15 and more a week extra spending money. Many who start in spare time soon build full time Radio-Television businesses.

Act Now—See What NRI Can Do for You

NRI has devoted 40 years to developing simplified practical training methods. You train at home, learn by doing.

NATIONAL RADIO INSTITUTE
Wash. 16, D.C.



NRI Has Trained Thousands for Successful Careers in Radio-TV



Studio Engr., Station KATV

"I am now Studio Engineer at Television Station KATV. Before enrolling, I was held back by limitation of a sixth grade education." **BILLY SANCHEZ**, Pine Bluff, Ark.

Has All the Work He Can Do

"I have repaired more than 2,000 TV and Radio sets a year. NRI training certainly proved to be a good foundation." **H. R. GORDON**, Milledgeville, Georgia.

Has Good Part Time Business

"Early in my training I started servicing sets. Now I have a completely equipped shop. NRI is the backbone of my progress." **E. A. BREDA**, Tacoma, Washington.

▶ ▶ ▶ ▶ **SEE OTHER SIDE** ▶ ▶ ▶ ▶

Cut Out and Mail This Card—No Stamp Needed

Sample Lesson and Catalog Both Sent FREE

OLDEST & LARGEST HOME STUDY RADIO-TV SCHOOL
National Radio Institute
Dept. 6, Washington 16, D.C.

Please send me sample lesson of your Radio-Television Training and Catalog FREE. (No salesman will call.)

Name..... Age.....

Address.....

City..... Zone..... State.....

ACCREDITED MEMBER NATIONAL HOME STUDY COUNCIL

How Electricity is Produced for Electronics

Job and Career Opportunities in RADIO TELEVISION ELECTRONICS




NRI SUPPLIES LEARN-BY-DOING KITS WITHOUT EXTRA CHARGE
Technical Know-How Pays Off in Interesting, Important Work



YOU BUILD AC-DC Superhet Receiver

NRI Servicing Course includes all needed parts. By introducing defects you get actual servicing experience practicing with this modern receiver. Learn-by-doing.




YOU BUILD This 17 Inch Television Receiver

As part of your NRI course, you can get all components, tubes, including 17" picture tube, to build this latest style Television receiver; get actual practice on TV circuits.

YOU BUILD Broadcasting Transmitter

As part of NRI Communications Course you build this low power Transmitter, learn commercial broadcasting operators' methods, procedures. Train for your FCC Commercial Operator's License.



YOU BUILD Vacuum Tube Voltmeter

Use it to earn extra cash fixing neighbors' sets; bring to life theory you learn from NRI's easy-to-understand texts.



For Higher Pay, Better Jobs
Be a Radio-TV Electronic Technician



Servicing Needs More Trained Men

Portable TV, Hi-Fi, Transistors, Color TV are making new demands for trained Technicians. Good opportunities for spare time earnings or a business of your own. Enjoy prestige.



J. E. Smith, Founder

Train at Home the NRI Way Famous for Over 40 Years

NRI is America's oldest and largest home study Radio-Television school. The more than 40 years' experience training men, the outstanding reputation and record of this school—benefits you many ways. Successful graduates are everywhere, in small towns, big cities. You train in your own home, keep your present job while learning. Let us send you an actual lesson, judge for yourself how easy it is to learn.

Broadcasting Offers Satisfying Careers

4000 TV and Radio stations offer interesting positions. Govt. Radio, Police, Two-Way Communications are growing fields. Trained TV-Radio Operators have a bright future.



No Experience Necessary - NRI Sends Many Kits for Practical Experience

You don't have to know anything about electricity or Radio to understand and succeed with NRI Course. Clearly written, illustrated NRI lessons teach Radio-TV-Electronic principles. You get NRI kits for practical experience. All equipment is yours to keep. Mailing the postage-free card may be one of the most important acts of your life. Do it now. Reasonable tuition, low monthly payments available. National Radio Institute, Wash. 16, D.C.

FIRST CLASS
 Permit No. 20-R
 (Sec. 34.9, P. L. & R.)
 Washington, D.C.

NRI Graduates Do Important Work



NRI Course Easy to Understand
 "Opened my own shop before receiving diploma. I am independent in my own business." D. P. CRESSEY, Stockton, California.

Works on Color TV
 "NRI changed my whole life. If I had not taken the course, probably would still be a fireman struggling along." J. F. MELINE, New York.

BUSINESS REPLY CARD

No Postage Stamp Necessary if Mailed in the United States

POSTAGE WILL BE PAID BY
NATIONAL RADIO INSTITUTE
 3939 Wisconsin Avenue
 Washington 16, D.C.

See Other Side

SAMPLE LESSON
64-page CATALOG
both FREE

EXTRA! . . . for the 1st time Anywhere

LEKTRON'S \$1.00 "POLY PAKS"®

PICK ANY **6 PAKs**
for **\$4.99**

PICK ANY **12 PAKs***
for **\$9.77**

***FREE! 'PIK-A-PAK' free with any '12-PAK' order!!!**

POLY PAKS FOR A VERY LIMITED Time At

88¢ EA.

- \$2.50 SUN BATTERY: similar to famed B2M. 1 $\frac{1}{2}$ " long. **88¢**
- HOBBY BENCH VISE: steel; table clamp type. (1-lb.). **88¢**
- 10 VOLUME CONTROLS: some w/switches. Reg. \$9 (2 lbs.). **88¢**
- ROTARY SWITCHES: assorted gangs. Reg. \$12. (3 lbs.). **88¢**
- 35 TWO WATTERS: carbons; incl. 1%. Reg. \$12. **88¢**
- 4 OSCILLATOR COILS: mini; 850-1600 kcs. Reg. \$4. **88¢**
- 7 SCREWDRIVER SET: asstd.; wall rack. \$3.50 list. **88¢**
- 16-END WRENCH SET: box-open 15/64 to 7/16". Reg. \$2. **88¢**
- 15 MOLDED TIP JACKS: red; for testers. Uses std. tips. **88¢**
- 50 PLUGS/RECEPTACLES: audio, power, battery. **88¢**
- \$7-reg.
- 53 15-PC. DRILL SET: 1/16 thru 1/4" x 64ths; w/case **88¢**
- 2 VARI-LOOPSTICKS: 540-1500 kcs. Transistor radios. **88¢**
- 70 TUBULARS: paper, molded; .5mf to 1000V. Reg. \$14. **88¢**
- \$25 SURPRISE PAK: large, assortment radio-TV parts. **88¢**
- 60 TERMINAL STRIPS: solder-lug, banding. 10 types. **88¢**
- 40 HI-Q CONDENSERS: porcelain. NPOs too. Reg. \$15. **88¢**
- 20 ARTISTS BRUSHES: 100% pure bristle. Reg. \$2.50. **88¢**
- 12-HR. 'SPACE' CLOCK: penlite cell power. \$8-val. **88¢**
- 5-IN-1 DRILL BIT: reams, saws, copes, shapes, drills; use with hand or electric power drills. **88¢**
- MINI-RADIO KIT: loopstick, jacks, diode and instructions. Reg. \$3. (1 lb.). **88¢**
- 2 TRANSISTOR VARIABLES: 1 $\frac{1}{8}$ " sq., 2" shaft. Dual 365 mmf. Reg. \$3. (1 lb.). **88¢**
- 40 SUBMINI CONDENSERS: for transistor, printed circuit work. Reg. \$7. (1 lb.). **88¢**
- 40 PRECISION RESISTORS: asst. carbon, W.W., 1% 1/2, 1, 2W. Reg. \$19. (1 lb.). **88¢**
- 60 RADIO-TV KNOBS: asstd. colors, insulation. Reg. \$17. some \$1 ea. (2 lbs.). **88¢**
- 4 POWER WOOD BITS: Hi-Q steel, 3/8, 1/2, 3/4, 1" 5" long. For electric drills. Reg. \$3. **88¢**
- 300-FT. HOOKUP WIRE: tinned, asstd. sizes, colors. Reg. \$5. (2 lbs.). **88¢**
- 8 RCA PLUG-N-JACK: sets matched. For most popular amps, tuners, phonos. **88¢**
- 60 MICA CONDENSERS: .00025 to .01 to 1200V. Silver too. 23 values. Reg. \$28. **88¢**
- 40 SUBMINI RESISTORS: 1/4" long. Asstd. values 1/5W to 10 mks. Reg. \$6. **88¢**
- 3 TRANSISTOR XFMRs: submini size, 100's of uses, audio, etc. Reg. \$10. **88¢**
- 100 HALF-WATTERS: asstd. value carbon resistors incl. 5%. Reg. \$12. **88¢**
- 6 SILICON DIODES: Sylvania 1N22, 1N23. Reg. \$36. **88¢**
- \$7 POSTAGE STAMP MIKE: crystal. 100-7000 cps (1 lb.). **88¢**

- 70 ONE WATTERS: asstd. value carbons. 5/8" long. **88¢**
- 2 TRANSISTOR IF'S: double-tuned; 3 $\frac{1}{2}$ " sq. 450 kcs. **88¢**
- 4 OUTPUT XFMRs: 501.6, etc. Reg. \$8.00 (3 lbs.). **88¢**
- \$5 HEARING AID PHONE: crystal, w/cord set & plug. **88¢**
- 30 ASST. MOLDED CONDENSERS: finest made (2 lbs.). **88¢**
- 10 ELECTROLYTICS: rad-TV 10-500mf-450VDC. \$12-val. **88¢**
- 6 ROLLS TAPE: plastic, fric. rubber. **88¢**
- 8 SUB-MINI SOCKETS: for transistors, etc.; micro-dill. **88¢**
- 10 POLY BOXES: clear plastic, snap locks, 1/2" x 1" x 1". **88¢**
- 8 GERMANIUM DIODES: glass-sealed, w/long leads. **88¢**
- 35 DISC CONDENSERS: water-thin; to 3400VDC. \$3-reg. **88¢**
- 20 PILOT LIGHTS: mini bay, screw types. 2 to 6V (1-lb.). **88¢**
- JEWELERS SCREWDRIVERS: 5 sizes; submini work (1-lb.). **88¢**
- 35 TUBE SOCKETS: 4-D pin; shield-based incl. \$10-reg. **88¢**
- WIRE STRIPPER: cuts ± 16 thru ± 22 hookup (1 lb.). **88¢**
- 2 NPN TRANSISTORS: worth \$15; used in popular radios. **88¢**
- 1500 PCS. HARDWARE: nuts—screws—washers—etc. \$6-val. **88¢**
- 60 CONDENSER SPECIAL: molded, paper, ceramic, oil mica, discs, variable. (2 lbs.). **88¢**
- 70 HI-Q RESISTORS: insulated, carbon 1% 100, 1/2 & 1W, 10 ohms to 10 meg. Reg. \$13. (2 lbs.). **88¢**
- 5 ROLLS MICRO-WIRE: ± 24 thru ± 32 ; for transistor-sub-mini circuits. (1 lb.). **88¢**
- 2 WERTH SURGISTORS: protects tube life in TV's. Simple to use, w/built-in 10-sec. time delay. Reg. \$2 **88¢**
- 2 SELENIUM RECTIFIERS: AC-DC. 65 ml. for 110VAC circuits. Mfd. by Federal. (1 lb.). **88¢**
- 2 "FLEA" POWER MOTORS: 1/2 to 6VDC; powered by penlite cells. Perm. magnet. Size: 1 $\frac{1}{2}$ " sq., 1" shaft. **88¢**
- 40 "SILVER" MICAS: finest made condensers; 1 to 5% asstd. values, axial leads. Reg. \$28, some \$3 ea. **88¢**
- \$15 SEALED RELAY: used in jets; glass-sealed. 3PST cont. 4VDC coil. For precision circuits. (1 lb.). **88¢**
- 20 HI-Q MOLDED OILS: condensers used in finest commercial gov't eqpt.; 1 mf to 1 mf to 600V. Reg. \$40 **88¢**
- 15 "SEALED" CIRCUITS: built-in resistor-condenser coupling circuits for sub-mini work. Reg. \$9. (1 lb.). **88¢**
- MINI GEIGER COUNTER TUBE: dozens of radiation detection uses. 2" long, 1 $\frac{1}{2}$ " dia. **88¢**
- 30 POWER RESISTORS: W.W., 5 to 50W to 10K. Vireous too. Reg. \$15.00 (3 lbs.). **88¢**
- 75 RESISTOR SPECIAL: W.W. precision, carbon, variable, miniature types. Worth \$15 (3 lbs.). **88¢**

FREE SURPRISE GIFT WITH EVERY ORDER!

FREE! WRITE FOR GIANT BARGAIN CATALOG — Year's Subscription!

HOW TO ORDER
Minimum 2 paks per order

ORDER BY BLACK-TYPE HEADLINES, i. e.
70 HI-Q RESISTORS, 88¢

Clayton Darknell

LEKTRON

131-133 EVERETT AVE.
CHELSEA 50, MASS.

State price with each item. Send check or M.O. including sufficient postage; excess returned. C.O.D. orders. 25¢ down; rated, net 30 days. INCLUDE POSTAL ZONE in address. (Canada postage, 48¢ 1st lb.; 28¢ ea. add'l lb.)

Aviation Corp. calls its "Power Control Linkage Assembly." With this setup, the pilot doesn't have to worry about oversteering the plane at extreme speeds. He just operates his controls the way he would at subsonic speeds. Quick as a wink, a computer figures out just what the pilot has in mind, compares this with the plane's air speed, atmospheric compression, and other vital data, and then tailors the movement of the control surfaces to the existing conditions. At the same time, the system gives the pilot's controls a certain amount of artificial "feel" so he won't lose his aerial "road sense."

Navigation Systems. Let's look for a moment at what electronics has done for aerial navigation. Since 1929, pilots have been guided by ground-originated radio beacons, and these systems have become more complex and versatile in the intervening years. But newer electronic hardware has made pilots virtually independent of help from the ground.

Doppler radar is one big example (see May, 1959, POPULAR ELECTRONICS). It measures true ground speed in terms of Doppler shift. If a plane beams a given

radio frequency at the ground ahead, the echo comes back as a somewhat higher frequency. The greater the speed of the plane, the higher the frequency of the echo. Doppler radar also tells which way the plane is actually going, instead of which way it happens to be pointing.

Inertial guidance systems tell the pilot much the same sort of thing. These systems are based on accelerometers, which show changes in speed or course by measuring changes in velocity.

For commercial use, though, navigation equipment that works with ground-based transmitters is still used most often. With this type of system, the pilot gets his information from a compass-like indicator or an audio signal. But some new twists have been added lately.

For example, the new Bendix-Decca system features a built-in road map. The pilot's course is literally drawn on a map as it unwinds on rollers. The speed of the map is geared to the aircraft's speed, and local radio transmitters control the pen.

The Sky's Not the Limit. If these gim-cracks seem like they're right out of Buck Rogers, what can the future possibly

And Now — the powerful new Globe Scout Deluxe
 "Globe — The First Word in Amateur Radio — The Last Word in Styling & Operation!"



BANDSWITCHING 6-80M TRANSMITTER, 90W CW, 75W PHONE



**MODERN NEW
 "LOW LOOK"**



A new concept in transmitter design, the Globe Scout Deluxe incorporates a host of features making it the most outstanding and exciting low-cost AM transmitter available. The newly designed cabinet features the modern "low look" which is so popular today. The attractive panel is etched aluminum, trimmed with black. Styling and appearance blends with any surroundings, making the unit at home in living-room, den or office. New RF circuitry provides greater output and efficiency. Six meter output greater than that of any comparable transmitter on the market today. Extensive TVI precautions have been taken, including separate shielding of final amplifier and meter. Convenient rotary switches used throughout; no unsightly toggle or slide switches to mar appearance. Functional design of the meter face extends the length of scale for easier reading. Kit contains all parts, tubes, pre-punched chassis and detailed construction manual. Compact cabinet: 15 1/4 x 6 1/4 x 11 1/4". Shipping weight: 35 lbs.

- ✓ Final amplifier works straight through on ALL bands.
- ✓ High level plate modulation.
- ✓ All cabinet edges rolled; no sharp edges.
- ✓ Pi-Network output on 10-80 Meters; highly efficient tuned link coupled output on 6 Meters, matching into low impedance beams.
- ✓ Three-gang (1300 mmfd) loading capacitor provides continuous adjustment 10-80 Meters plus harmonic and TVI-suppression. Separate capacitor ganged to loading capacitor tunes output link for 6 Meters.
- ✓ Unnecessary to remove transmitter from cabinet to adjust link when changing frequency on 6 Meters; link tuned from front panel.
- ✓ Built-in power supply. High quality choke input for best regulation.
- ✓ Novel 3-color diagrams simplify kit construction.



bring? For one thing, electronic equipment will be more tightly integrated with the plane as a whole. Partial integration is already here. A Navy F4H-1 fighter, for instance, carries a Collins Radio package that combines radio communications, navigation, friend-or-foe identification and interphone in one compact unit.

As infrared devices are perfected, even radar will be challenged. Infrared equipment makes pictures from the heat patterns given off by natural and man-made objects. Because no transmitter is needed, it consumes less power than radar and never reveals its presence to a radar-hunting receiver.

We can also expect instrument displays to be greatly simplified. Picture-like presentations will replace the mass of dials now confronting a pilot. As servomechanisms are used to a greater extent, the control stick will probably become little more than a handle mounted on a panel in front of the pilot.

And this tells just part of the story. With the coming of space navigation, the sky is no longer the limit—it's only the beginning!

-30-

Stereo Tone Arm Kits

(Continued from page 65)

has eliminated the bounciness normally associated with springs by including a damping element in the spring.

We didn't like: the number of small components not adequately identified for the novice; omission of mounting provisions for the monophonic dual-stylus General Electric cartridges.


We did like: the extreme ease of cartridge replacement and the sturdy appearance of the arm.

Testing. After assembly, the three arms were test-mounted on the Thorens Model TD 124 transcription turntable, chosen because of its fine quality and flexible arm-mounting provisions. The Shure M3D stereo cartridge was mounted in each of the arms for the listening tests.

Test records with steady and swept test tones were played and viewed on a sensitive oscilloscope. No distortion due to tone-arm drag, bearing problems or resonances were noted in any of the tests. Within the individual tone arm's price range, each can be considered a good buy.

-30-

FREE ALLIED'S
MONEY-SAVING 1960
ELECTRONIC SUPPLY CATALOG



value-packed
SEND FOR IT!

SAVE
ON EVERYTHING
IN ELECTRONICS

EASIEST TERMS
only \$2 down on
orders up to \$50

WORLD'S LARGEST STOCKS

Send for the most widely used buying guide to everything in Electronics for Experimenters, Builders, Amateurs, Servicemen, Engineers and Hi-Fi enthusiasts. Save on:

- KNIGHT-KITS®—Best in Build-Your-Own
- Everything in STEREO Hi-Fi
- Hi-Fi Music Systems and Components
- Tape Recorders & Phono Equipment
- Public Address & Paging Systems
- TV Tubes, Antennas, Accessories
- Amateur Station Equipment
- Latest Test & Lab Instruments
- Parts, Tubes, Transistors
- Everything in Tools & Technical Books

SAVE on everything in Electronics at ALLIED—get fastest service, expert personal help, guaranteed satisfaction. Send today for your FREE 1960 ALLIED Catalog.

Everything in Electronics
from One Reliable Source

our 39th year



ALLIED RADIO CORP., Dept. 79-K9
100 N. Western Ave., Chicago 80, Ill.

Rush FREE 1960 ALLIED Catalog.

Name _____

Address _____

City _____ Zone _____ State _____

ASSEMBLE YOUR OWN

WALKIE-TALKIE RADIOPHONES



**New Model for 27 mc
Citizens Band**

Electronic Chassis ONLY **\$18⁹⁸** post-paid

- Meets FCC requirements for new class "D" citizens band radio-telephone.
- License easily obtained on application by any U. S. citizen 18 years or over. No tests to take.
- Transmits and receives one to several miles depending on obstructions and elevation.
- Assembled unit is completely portable and requires no external connections. Operates from self contained batteries obtainable at your local radio store.
- Electronic chassis is wired, tested, guaranteed and includes crystal controlled oscillator, R.F. power amplifier, audio modulator, receiver with R.F. stage, and a new transistorized audio booster stage for extra loud reception plus a complete set of tubes and transistor.
- Radio receiver is tunable to any of the 22 channels by a single control knob. Features ultra-high amplification, automatic volume control and noise clipping.
- Instructions and photographs are supplied with each chassis for completing the walkie-talkie as illustrated. Accessories are not included but are available at low cost.

FREE R.F. power indicator kit with each order.

SEND YOUR ORDER TODAY. INCLUDE POSTAL MONEY ORDER FOR FAST DELIVERY. C.O.D.'s REQUIRE \$5.00 DEPOSIT. N. Y. City residents add sales tax.

SPRINGFIELD ENTERPRISES
Box 54-E-10 Springfield Gardens 13, N. Y.

K-2 HIGH and MID RANGE "PUSH-PULL" ELECTROSTATIC SPEAKER KIT

Never Before at this price!
Made in U.S.A. **39⁵⁰**



- Superb transient response with practically immeasurable distortion • No Mid-Range speaker needed
- Frequency response is 400 to 20,000 cps. (beyond human hearing) • Efficient enough to match any woofer.

Can be assembled in less than thirty minutes.

KIT INCLUDES: • Unfinished utility cabinet • Two acoustical radiators • Polarizing voltage supply • Impedance matching transformer and filter network.

ELECTROACOUSTIC CORP.
P.O. BOX 492 HICKSVILLE, NEW YORK

NEW MAGIC RADIO WALKIE TALKIE!

YOUR OWN POCKET SIZE RADIO STATION!

BROADCASTS TO ANY HOME OR CAR RADIO WITHOUT WIRES OR HOOKUPS! Wt. only 5 oz. Size only 1 1/2" x 2 1/2" x 4 1/2". Built-in telescoping antenna. Powerful Transistor-sensitive microphone. Frequency setter, break-in switch! Runs for weeks on self-contained flashlight batteries. Durable plastic case. With this Radio Talkie you CAN TALK TO YOUR FRIENDS nearby or—Talk between two or more automobiles.—INSTANT OPERATION. Just push button to talk! No license needed. Uses inductive field magnetic radiation. Useful and real fun in a million ways! GUARANTEED TO WORK. 1 YEAR SERVICE GUARANTEE.



SEND ONLY \$3.00 (cash, ck, mo) and pay postman \$9.98 COD postage or send \$12.00 for prepaid delivery. COMPLETE READY TO OPERATE with instructions and hundreds of ways and tricks for broadcasts thru any radio you desire. Get your NEW POWERFUL RADIO-VOX RADIO TALKIE NOW!

Available only from: WESTERN RADIO, Dept. REL-10, Kearney, Nebr.

Test Instruments

(Continued from page 56)

non-linearity and distort the trace. It's best to use minimum sync voltage and stabilize the trace with the *frequency vernier* control.

Some of the latest scopes have incorporated an automatic sync circuit. This serves both to amplify and to limit the sync signal, thus sparing the technician the job of readjusting the sync control for every change of input signal.

A more common sweep circuit accessory is the retrace blanking amplifier. The need for such an item arises from a problem in the saw-tooth waveform. Since it's impossible for the saw-tooth generating capacitor to discharge instantaneously, a certain amount of time must elapse from the start of the discharge until it hits "zero voltage."


Instead of the voltage falling off a cliff, it rolls down a slope and drags the spot back across the CRT face as it goes. The situation isn't too bad, though, because the discharge "fall time" is a lot shorter than the rise time. Older scopes without retrace blanking will show a portion of the retrace signal elongated and dim behind the main signal.

Blanking of the retrace is achieved by tapping off a signal of the proper phase from the sweep generator and applying it to the cathode or grid of the CRT, thus lowering the intensity of the screen at the instant of retrace.

Scopes designed for special applications will have special sweep circuits. Some scopes have sweeps that are "triggered" by the incoming signal; this allows the scope to present a fairly steady picture of signals whose repetition rate is not constant. There are also ultra-expensive laboratory scopes with very slow sweeps; these scopes usually have long-persistence CRT's that let you see an electrical event which may take a second or more to reach completion.

In general, the most complicated portion of the oscilloscope circuit is the sweep section (or as it is known more formally—the linear time-base generator). Once you've gotten that under your belt, the rest of the CRT oscilloscope is a snap.

Next month we are going to deal with all the rest of the scope circuitry, and look into such items as vertical input attenuators, peaking coils and d.c. coupling in the scope's amplifiers.



the most important Hi-Fi dollar you'll spend this year will be for the new

HI-FI DIRECTORY

& BUYERS' GUIDE

on sale October 22 or order by coupon today. Only \$1

The hi-fi enthusiast who makes the smartest investment knows long beforehand exactly what equipment, prices, and specifications await him. You too can get the complete story—before you ever actually step into a store by buying the big 1960 edition of the Hi-Fi Directory & Buyers' Guide. It's jammed from cover to cover with listings covering virtually every piece of hi-fi equipment manufactured.

Complete with all prices and specifications, it includes illustrations of hundreds of products. The world's most comprehensive hi-fi reference gives you entire sections on:

- TUNERS
- RECORD PLAYERS
- TURNTABLES
- CARTRIDGES
- LOUDSPEAKER SYSTEMS
- AMPLIFIERS AND PREAMPLIFIERS
- RECORD CHANGERS
- TONE ARMS
- TAPE RECORDERS
- ENCLOSURES AND CABINETS

PLUS: Helpful articles and features on what to look for, how to buy, advantages and disadvantages of different models, how to judge quality and recognize a bargain.

RESERVE YOUR COPY OF THE 1960 HI-FI DIRECTORY & BUYERS' GUIDE AT YOUR NEWSSTAND OR ORDER BY MAIL TODAY USING THE HANDY COUPON BELOW. ONLY \$1

Ziff-Davis Publishing Company
Department PE 109
434 S. Wabash Avenue
Chicago 5, Illinois

Please send me a copy of the 1960 Hi-Fi Directory & Buyers' Guide. I enclose \$1.00, the cost of the directory, plus 10¢ to cover mailing and handling charges. (Canada and Foreign, \$1.25 plus 10¢ postage.)

NAME _____

ADDRESS _____


CITY _____ ZONE _____ STATE _____



LESA

CD2/21

Custom crafted in the world famous Italian tradition of unsurpassed quality and lasting beauty



\$39.95

Never before such quality at anywhere the price!

Fully automatic, 4-speed • pre-wired for mono and stereo • automatic size intermix • flutter, wow and rumble of broadcast standards • smooth action, 6-second change cycle • guaranteed jam-proof • universal plug-in head • heavy duty 4-pole motor • precisely balanced no-resonance, no-feedback tone arm.

LESA


SEND FOR FREE LITERATURE AND NAME OF YOUR NEAREST DEALER

Electrophone & Parts Corp.
530 Canal Street, New York 7, N. Y.

Name _____

Address _____

City _____ Zone _____ State _____



"My last wish? Shoot me with
JENSEN NEEDLES."

AMAZING MINIATURE BROADCAST TRANSMITTER

FOOL YOUR FRIENDS with this transmitter... by broadcasting on to any radio or car radio and watch their startled faces when they hear YOUR voice on their radio. Can be used as FUN MAKER, P.A. SYSTEM, WALKIE-TALKIE, CAR TO CAR COMMUNICATIONS and MANY OTHER USES described with instructions. Use on HUNTING and FISHING TRIPS.



Completely portable (5 1/2 x 3 1/2 x 1 1/2) with self contained batteries and equipped with TELESCOPING ANTENNA. ABSOLUTELY WIRELESS... no wires to run to your radio... NO GROUND WIRES or HOOKUPS to make on transmitter... Works up to ONE BLOCK OR MORE... NO LICENSE REQUIRED. The "SPACECASTER" transmits THROUGH WALLS! SIMPLY push the button and talk!

The "SPACECASTER" has a built-in station selector so you can tune in on any station you desire! Three models: M27—\$9.95; higher powered M37—\$10.95; super power deluxe M47—\$12.95 post paid. Or send just 1.00 & pay postman balance. Batteries 2.50 extra. (Ets now available, all models, two dollars less than above prices.)

Available only from HALCO ELECTRONICS, DEPT. B.
9211 Venice Blvd., Los Angeles 34, California

MOBILE-FIXED CONVERTER

POLICE • FIRE • CITIZENS' BAND



#315A is a practical converter for emergency use. Easily installed. Tuning range approximately 12 MC in the 28-50 MC band—15 MC in the 152-162 MC band. Designed for mobile or home use.
\$13.95

Available crystal controlled up to 54 MC. \$18.95
Also available crystal controlled up to 165 MC. \$22.50

ORDER TODAY or WRITE for LITERATURE

KUHN ELECTRONICS
20 GLENWOOD CINCINNATI 17, OHIO

On the Citizens Band



By TOM KNEITEL, 2W1965

CITIZENS RADIO is no longer a baby, and a quick look over the band will prove it to you. Funny though, in some areas certain Class D channels are so popular that everybody but Grandma operates on one frequency, forsaking the other 22 channels. Nobody really knows why this happens, not even the boys who are piled into the frequency like sardines.

The other day we actually asked one of these fellows why he doesn't use one of the many clear channels available. His reply was, "Sorry, can't read you through the noise on the frequency!"

Before you choose your frequency, you'd be wise to find out which are the "traffic snarl" channels in your area, so you can avoid them like the plague.

A number of inquiries have been received asking for advice on converting ham rigs for CB use. Our advice is "forget it."

First, very few commercially designed ham transmitters have a 5-watt input to the final, and it's tricky to keep the transmitter operating at the full 5 watts allowed by the FCC without exceeding this limit. Don't think that you can get away with chiseling a few extra watts; besides asking for trouble from the FCC, it really isn't cricket, at least not the kind of cricket that Jack Armstrong, Hoppy, or Perry Mason would have anything to do with.

Secondly, the .005% frequency tolerance we have to live with is as tight as a size 14 collar on King Farouk. It didn't mean too much if you drifted around within the limits of a ham band, but that kind of jazz doesn't go so well on CB. Many ham rigs just weren't designed with CB in mind. If you still feel that conversion is worth a fling, though, good luck to you!

It seems as though many CB'ers tire of waiting for their licenses to come through and have occasionally (and also illegally) taken to the airlines minus call letters. You can often hear things like "Max call-

ing Charlie" coming out of your receiver.

Well, ol' Uncle Sam is busy watching you, Max, and if you don't watch your step, you'll get an antenna-full of trouble from the FCC, who, we understand, is listening with eager ears on all 23 channels.

We got a look at the Globe "Citizens Broadcaster" recently, and also had a chance to see it in action. One unit was in a car and the other was in a one-story building. We were in the mobile unit, driving around looking for potential "dead" spots to see how much guts the set had.

The unit is designed to look as slick as an oiled eel, and frankly we figured that because it looked so "pretty" it must be a sissy. The laugh was on us because the Globe came through the inquisition like a trooper.

We went down alleys, under tunnels, behind tall buildings, and didn't suffer more than a slight fading now and then (not enough to disrupt the contact). The Globe is as reliable as Liberace's smile, and we take our Stetson off to it. It isn't often that a nice-looking piece of electronic equipment lives up to its appearance.

Very satisfactory results have been achieved by Burt Cheesman, 8W0148, of Compton, Ark., with a ground plane antenna. Burt also uses a rotary beam and a center-fed half-wave dipole on his roof. He regularly hears CB'ers in Chicago, Detroit, Dallas, Buffalo, New York City, and even Miami. Who could ask for anything more?

There is some concern on the part of city department dwellers about not being able to put an antenna on the roof. In the interests of CB we tried a "hidden antenna" and can report good news.

We mounted a small "junior size" mobile mount on the window sill, running a short length of coax between it and the transceiver. We grounded the shielded side of the coax to the metal frame of the case—ment window (an air conditioner cabinet or copper window screen will do) and screwed a 96" whip into the mount. Presto! An instant ground plane!

If you have no place to attach a ground, forget it and substitute a 102" whip for the 96-incher. The beauty of the whole thing is that when you are not on the air you simply unscrew the whip from the mount and bring it inside the house.

We're closing our CB log for the time being; but if and when anything hot pops up, we'll be talking to you again. -30-

YOU COULD BE YOUR OWN BOSS!

Run an Automotive Wholesale Distributing Company of Your Own

If you were a Bowes distributor you would be a successful small business man enjoying the profits of your own hard work. You would have a better home, a better car and could afford to send the kids to college.

What's more you would, as your own boss of such a company, get the kind of satisfaction that you couldn't find working for somebody else. You'd be selling to service station operators and garage owners—fellows much like yourself, who always wanted to run a small business of their own too. You would be handling a nationally advertised line of automotive products which your customers must have to run their business.

For people like you who have seriously thought about running their own business, the Bowes "Seal Fast" Corporation has prepared a booklet, "So You Want To Be Your Own Boss!" In it a number of different small businesses you might be interested in are described and compared as to work, investment and possible profits.

This booklet also tells why Bowes is now offering a few men the chance to become one of their distributors.

If you're not afraid of hard work and can make an investment of about \$8,500 in truck and stock, you may get a chance to become one of these distributors with a "protected" territory.

If Bowes picks you, you will be thoroughly trained until you are well on your way to a substantial and secure income.

Clip the coupon below and send it in now for your free copy of our booklet, "So You Want To Be Your Own Boss!"

Bowes Distributors throughout the country are part of a multi-million-dollar operation. They represent a firm which in 40 years has grown to be one of the largest of its kind, with plants in London, England; Hamilton, Ontario; Riverside, California, and Indianapolis. Its credit rating is the highest (AAA-1) available.

CLIP THIS

Mr. Charles E. Bowes, President
The Bowes "Seal Fast" Corporation
5902 E. 34th Street, Dept. 352A
Indianapolis 18, Indiana

Please send a copy of "So You Want To Be Your Own Boss!" Also tell me without obligation how I can go into business for myself as a Bowes Distributor.

Name..... Age.....

Address.....

City and State.....

TV PICTURE TUBES AT LOWEST PRICES

10BP4 \$ 7.95	16WP4 \$12.00	17TP4 \$17.00	21EP4 \$13.50
12LP4 8.50	16FP4 9.95	19AP4 16.00	21FP4 14.50
14B/CP4 9.95	17AVP4 12.50	20CP4 13.50	21WP4 14.00
16DP4 12.00	17BP4 9.95	20HP4 14.50	21YP4 14.50
16EP4 12.75	17CP4 17.00	21AP4 22.10	21ZP4 13.50
16GP4 14.50	17GP4 17.60	21ALP4 15.75	24CP4 23.50
16KP4 9.95	17HP4 12.50	21AMP4 15.75	24DP4 24.50
16LP4 10.95	17LP4 11.50	21ATP4 15.75	27P4 39.95
16RP4 9.95	17QP4 9.95	21AUP4 15.75	27RP4 39.95

1 YEAR WARRANTY

Aluminized Tubes \$5.00 more than above prices. Prices include the return of an acceptable similar tube under vacuum. These tubes are manufactured from reprocessed used glass bulbs. All materials including the electron gun are brand new.

ALL PRICES FOB CHICAGO, ILLINOIS. Deposit required. When old tube is not returned, refundable at time of return. 25% deposit required on COD shipments. Old tubes must be returned prepaid. Tubes shipped Rail Express.


WRITE FOR COMPLETE LIST

—PICTURE TUBE OUTLET—
3032 MILWAUKEE AVE., CHICAGO 18, ILLINOIS
Dickens 2-2048

FUN TO FINISH


Turner's Citizen Band
Microphone Complete Kit
only \$2.89

Now, you can assemble your own full range Turner 808 CB microphone with absolutely no previous electronics experience. Step-by-step instructions guarantee success. Here's the ideal mike for home recording, P.A. and radio amateur broadcasting. Each kit contains die-cast case, pre-mounted easy-to-install ceramic or crystal interiors, 5' cable. Output: Crystal —45 db, Ceramic —57 db. Order one today! Specify crystal or ceramic. Only \$2.89 postpaid — Iowa orders add 2% tax.



TURNER THE TURNER
MICROPHONE COMPANY
DEPT. PE-1059
900 17th Street, NE
Cedar Rapids, Iowa

FAMOUS MAKE STEREO AMP—PRE AMP



FEATURES: Full 28 watt Stereo or Monaural. 14 watts each channel response 20-20,000 CPS. Push-pull EL 84 output. F.O.B. N. Y. C.

KIT FORM. \$59.95
WIRED \$84.95

Send for Free Catalog. Send your component list for lowest quote.

CUTICK ELECTRONICS 171 Washington St.
WO-2-5866 NY 7, NY

INVENTORS

Send for
PATENT INFORMATION
Book and
INVENTOR'S RECORD
without obligation

GUSTAVE MILLER
109-PE WARNER BUILDING
WASHINGTON 4, D. C.

**REGISTERED PATENT
ATTORNEY**

ASSOCIATE EXAMINER
U.S. PAT. OFF. 1922-1929

Patent Attorney & Advisor
U. S. NAVY DEPT. 1930-1947
PATENT LAWYER

**ENGINEERING
DEGREE IN
27 MONTHS**

INDIANA TECHNICAL COLLEGE

B.S. degree (27 mo.): Aero., Chem., Civil, Elec., Mech. & Electronics. B.E. (36 mo.): Aero., Chem., Civil, Elec., Mech., Metallurgical. B.S. (36 mo.): Math., Chem., Physics. Preparatory courses. Demand for graduates. Campus. 20 bldgs; dorms, gym. Low rate. Earn board. G.I. appr. Enter Dec., March, June. Sept. Catalog. 23109 E. Washington Blvd. Fort Wayne 2, Ind. Keeping pace with progress

Transistor Topics

(Continued from page 92)

risson, N. J.) has issued a 16-page booklet featuring a number of practical circuits designed around the 2N307 power transistor. All the circuits were chosen for special appeal to hobbyists and experimenters. See your local RCA distributor for a copy.

Sylvania Electric Products, Inc. (100 Sylvan Rd., Woburn, Mass.) has issued the second edition of their 20-page "Transistor Characteristics and Interchangeability Guide." Price is 10 cents a copy.

Product News. From CBS Electronics, (Semiconductor Div., Danvers, Mass.) comes news of a line of *n-p-n* power transistors to complement its well-known *p-n-p* units, offering the circuit designer a variety of types for complementary-symmetry applications.

The popularity of the "controlled rectifier" is growing by leaps and bounds. General Electric has just announced price reductions in its entire line ranging from 25% on the 16-ampere, 200-volt unit, to 14% on the 10-ampere, 300-volt model. Both International Rectifier Corporation (1521 East Grand Ave., El Segundo, Calif.) and Transistron Electronic Corporation (Wakefield, Mass.) are now producing silicon controlled rectifiers in a variety of types and sizes. One of Transistron's new units can handle 10 kilowatts of power.

Philco has started production of a transistorized portable TV receiver. Weighing only 15 pounds, this unit employs 21 transistors and 14 diodes and provides a viewing area of 80 square inches. It is powered with rechargeable dry cells, but can be operated on a 117-volt a.c. line. We'll try to get more details on this exciting item.

Good news for hams! Pacific Semiconductors, Inc. (Culver City, Calif.) is de-

CBS Electronics' new line of *n-p-n* power transistors.



veloping an r.f. power transistor capable of 5 watts dissipation at up to 50 mc. This unit should find wide application in Citizens Band, marine, and mobile transmitters.

Smaller than a candy "Life-Saver," a printed-circuit amplifier just introduced by Centralab (900 East Keefe Ave., Milwaukee 1, Wis.), uses four transistors and can deliver a gain of from 73 to 78 db with a 1000-ohm load. Physically, the unit measures 0.531" in diameter by 0.288" in height, and weighs only $\frac{1}{16}$ ounce. For details, write direct to Centralab.

That covers the transistor picture for now. See you next month . . .

Lou



Pocket Marine Receiver

(Continued from page 69)

want but be sure to mark the international calling and distress frequency at 2.182 mc.

If desired, the tuning range can be widened by increasing $C1$ slightly and spreading the end windings on $L1$ slightly. To narrow the range, decrease $C1$ and compress the $L1$ windings.

After the correct tuning range is obtained, check that regeneration is balanced on both ends of the tuning range. It will normally rise near the center of the band and drop off slightly on the ends. If the high end drops off too much, increase $R4$; decrease it if the regeneration at the high end is greater than at the low end.


Both phone and code stations can be heard on the marine communications band, the c.w. stations being received with the regeneration control turned up to the oscillation point.

In most cases the reception range will be good, but not great, because most marine transmitters have fairly low power and low antennas. However, where the transmitter power is high, very good results can be obtained. For example, at night WWV at 2.5 mc. is easily received at a distance of 1000 miles.

If the receiver is built for the broadcast band, its sensitivity will be about the same as that of any other regenerator. Its chief advantage lies in its being usable with a minimum of regeneration adjustment. So far as local broadcasts are concerned, the regeneration control should need no adjustment for good reception over the entire band.

-30-

FREE CAREER BOOKLET



To guide you to a successful future in

ELECTRONICS RADIO-TV COMPUTERS ELECTRICAL ENGINEERING

This interesting pictorial booklet tells you how you can prepare for a dynamic career as an Electrical Engineer or Engineering Technician in many exciting, growing fields:

**MISSILES • AVIONICS • AUTOMATION
SALES • DEVELOPMENT
ELECTRICAL POWER • ROCKETRY
RADAR • RESEARCH**

Get all the facts about job opportunities, length of study, courses offered, degrees you can earn, scholarships, part-time work — as well as pictures of the Milwaukee School of Engineering's educational and recreational facilities. No obligation — it's yours free.

MILWAUKEE SCHOOL OF ENGINEERING

MAIL COUPON TODAY!

Milwaukee School of Engineering
Dept. PE-1059, 1025 N. Milwaukee St., Milwaukee, Wis.
Please send FREE "Your Career" booklet

I'm interested in

Electronics Radio-TV Computers
 Electrical Engineering Mechanical Engineering

Name.....Age.....
PLEASE PRINT

Address.....

City.....Zone... State.....

I'm eligible for veterans education benefits.

Discharge date..... MS-117

Inside the Hi-Fi Loudspeaker

(Continued from page 88)

However, inefficient speakers do require high-power amplifiers.

Electrostatics. In the last few years the supremacy of the moving-coil permanent-magnet loudspeaker has been challenged by the electrostatic speaker. The design fundamentals of the latter have been known for a long time, but it is only recently that the electrostatic speaker has become available commercially. Its principle of operation is simple. See Fig. 3(A).

Suppose we have two light plates of metal and arrange them with their surfaces parallel but separated by a small gap. If we apply a high voltage to these plates, they will become charged. If both plates have a like charge, they will tend to repel each other; if they have unlike charges, they will attract each other. If we then vary the charge on the plates at an alternating audio rate, the plates will move back and forth and move the air to produce sound.

Most practical electrostatic speakers use three plates in the push-pull arrangement

as shown in Fig. 3(B). The two outer plates are stationary and perforated to permit air to move through them. The inner plate is charged with a high voltage. When an audio voltage is fed to the outer plates, the audio signal will vary the charge on the middle plate and it will vibrate as a sound-generating piston.

Theoretically, the piston could be made very large and only a little motion would be needed to produce low frequencies. In practice, it is difficult to produce a large plate which has the necessary low mass to vibrate freely when driven by low audio voltages. Also, the vibrating plate cannot just "float." It must be suspended, and this brings about resonance problems. Most electrostatics marketed to date have been for high-frequency operation only, but several full-range models are also available.

One of the most attractive features of the electrostatics is that they do not require critically designed enclosures for operation. Dynamic speakers, however, must be mounted in suitable enclosures for best results. Next month, we will consider this sometimes "baffling" question of speaker baffles or enclosures.

-30-



ACCORDIONS 1/2 OFF

FIVE DAY FREE TRIAL
Try Before You Buy

Buy direct from world's largest exclusive accordion dealer. Save 50% off mfr's list prices. Finest imported Italian makes; over 30 models. 5-Day Free Trial. Double guarantee. Trade-ins accepted. Bonus gifts. Easy terms, low as \$10.00 monthly. FREE CATALOG—rush coupon.

FREE
Color
Catalog
Rush
Coupon

ACCORDION MANUFACTURERS & WHOLESALE OUTLET, Dept. PE-109
2003 W. Chicago Ave., Chicago 22, Ill.
Please rush color catalog and special discount prices.

Name.....
Address.....
City..... State.....

LEARN

RADAR MICROWAVES COMPUTERS TRANSMITTERS

CODE • TV • RADIO

Phila. Wireless Technical Institute
1533 Pine St. Philadelphia 2, Penna.

A Non-Profit Corp. Founded in 1908
Write for free Catalog to Dept. P-1059

PICK THE BEST FOR YOUR STEREO PICKUP SYSTEM by WEATHERS



The first ceramic cartridge to outperform the finest magnetic pickups.

StereoRamic Cartridge C-501

SPECIFICATIONS

Frequency Response.....	15-30,000 cps
Compliance.....	6×10^{-6} cm/dyne
Dynamic Moving Mass.....	1.0 milligrams
Recommended Tracking Force	
Professional Arms.....	1-2 grams
Changers and other type arms	2-6 grams
Stylus.....	0.7 mil diamond or sapphire
Separation.....	25 db
Signal-to-noise Ratio.....	-60 db
Output per channel.....	0.25 Volts 7 cm/sec
Audiophile Net	

C-501-D—Diamond....\$17.50

C-501-S—Sapphire....\$9.75

For more information about Weathers components, write for "The Audiophile's Album"

WEATHERS INDUSTRIES, Division of Advance Industries, Inc. 66 E. Gloucester Pike, Barrington, N.J.

Export: Joseph Plasencia, Inc. 401 Broadway, New York 13, N. Y.

Low-Down on Record Clubs

(Continued from page 71)

join. Then you must buy six records in the next year. Charges for records are combined with any other Diners' Club bills you may accumulate.

How the Clubs Work. Each of the clubs sends out a monthly magazine which discusses the record selected for the month and advises you of the alternate selections available. You may reject any monthly selection, choosing to take an alternate or no record at all for that month, as long as you buy enough records during the year to satisfy the membership requirement. The monthly selections are almost always brand-new releases, and the alternate lists offer a fairly wide choice of both new and old records.

All the big clubs offer approximately the same economy. In effect, you save about 40 to 45% over list price during the first year and approximately 33% thereafter. This kind of saving compares very favorably with the discount prices offered in the hot and heavy competition between big record stores in the larger cities. Most of the clubs add a "shipping and handling" charge to each order, however, which generally runs in the neighborhood of 35 cents per record.

The only drawback is a minor one, and it's much the same with all the clubs. As in any mail-order business, mistakes can happen now and then, and the club member has to be willing to get off a letter to straighten things out. He must also be ready to get in his rejection slips for records he doesn't want. By the way, the percentage of defective records is low, and replacement of defectives is usually made quickly.

Which Club to Choose? Picking a club is pretty tough. Each has its own appeal, and it's not easy to choose one over another. There's Columbia with Brubeck and Bernstein, RCA Victor with Toscanini, Rubinstein, and Belafonte's folk songs, Capitol with Sinatra and Steinberg, and the Diners' Club with over 20 companies represented.

If you usually buy ten or more records a year, joining two clubs might be the answer; the savings on records would make this a feasible proposition. Whatever your decision, however, your rig is likely to "run smoother" for it.

-50-

why your next speaker
system should be

THE NEW AUDAX PARAFLEX

• Only Audax incorporates the Patented Paraflex Foam Suspension to give longer travel to the cone, resulting in honest bass without boom or hangover. You get bass with real bottom!

• New Styrofoam Radial Strut-Bracing reinforces cone, assures rigid piston action, preventing cone break-up. Eliminates distortion, provides clean reproduction up to the full-rated power output. Needs as little as 10 watts output. You get greater amplifier economy in stereo installations.

• New Oriented Grain-Processed Magnet gives 20% more efficiency than standard Alnico V.


• New Ducted-Slot Enclosure specifically designed to enhance the depth and striking realism of the Paraflex high-compliance speaker units. Speakers are located symmetrically on each side of the ducted slot, resulting in clean bass without trace of boom or unnatural heaviness.

• New, dramatic enclosure styling by George Nelson — featuring...new, three-dimensional Dynel "Acoustiscreen" grille, removable for cleaning!

• Audax Paraflex Speakers are lab-tested and a performance seal on each unit indicates its resonant frequency ± 1 cycle.

Model CA-80 12" x 12" x 24" with two full range speakers—\$99.95

Model CA-100 15" x 12" x 25" with two 10" full range speakers and 2 matching cone tweeters—\$139.95



SEND FOR COMPLETE DETAILS!

Audax, division of Rek-O-Kut Co., Inc.
38-19 108th St., Corona 68, New York

Name _____

Address _____

City _____ Zone _____ State _____

Export: Morhan Exporting Corp., 458 Broadway, New York 13
Canada: Atlas Radio Corp., 50 Wirgold Ave., Toronto 19, Ont.

GONSET G-33 ALL-BAND RECEIVER



**NOW... THE BIGGEST
RECEIVER VALUE
ON THE MARKET! 89⁹⁵**

Now!... the world at your fingertips — international short wave plus standard broadcast band. Covers 540 kc to 34 mc in 4 bands. G-33 gives you more for your money—compare it with any other receiver in its price class! Here are just a few of its value-packed features: new modern circuitry for extra gain, high sensitivity, low noise... transformer powered (NOT AC/DC)... high-frequency I-F... vernier, slide-rule dial. Handsome modern styling — fits perfectly in your living room, den or office! Write today for further details

GONSET

Division of Young Spring & Wire Corporation

801 SOUTH MAIN STREET, BURBANK, CALIF.



YOURS FREE—
**THIS BIG WALSCO
ELECTRONICS PRODUCTS
CATALOG!**

Send postcard today for your free copy of WalSCO's 64-page Catalog 59... or ask for one at your distributor.

WALSCO ELECTRONICS MFG. CO.
Division of Textron Inc.
Western Plant: Los Angeles 18, California
Main Plant: ROCKFORD, ILLINOIS, U. S. A.
In Canada: Atlas Radio Corporation

TINY RADIO PLAYS FOR 10 YEARS!



**NO TUBES—TRANSISTORS—
BATTERIES OR "PLUG-INS" NEEDED**

Smaller than a pack of cigarettes, 1960 model never runs down or burns out. Guaranteed to receive local radio stations most anytime, anywhere—without EXTRA ANTENNA WIRES. Easy thumb station tuner — Perma wave detector. Chrome black plastic case. BUILT IN SPEAKER-EARPHONE — NO SEPARATE DANGLING EARPHONE. American made and service guaranteed for 10 years.

SEND ONLY \$2.00 (cash, ch, mo) and pay

arrival or send \$4.00 for postpaid delivery. **Postman \$4.00 COD** on Ready to listen with 10 year guarantee. **Set complete—** Free 1000 mile antenna enclosed if you order at once.
MIDWAY COMPANY Dept. TPL-10 KEARNEY, NEBR.

Across the Ham Bands

(Continued from page 102)

As you become more skilled with your bug, you will probably want to modify some of the adjustments you made earlier, especially the dot adjustments. However, these vary from transmitter to transmitter. For example, a set of dot adjustments correct for a transmitter with "hard" keying will produce dots that run together at high speeds on a transmitter with "soft" keying or on one with a slight keying chirp. You will have to listen to the transmitter signal on your receiver with the receiving antenna removed and the antenna terminals shorted together while making the adjustments.

If you catch a visitor touching anything but the paddle after you have your bug adjusted exactly to your liking, you will know why old-timers get so upset about anybody adjusting their bugs for them.

All-Band Trap Antenna

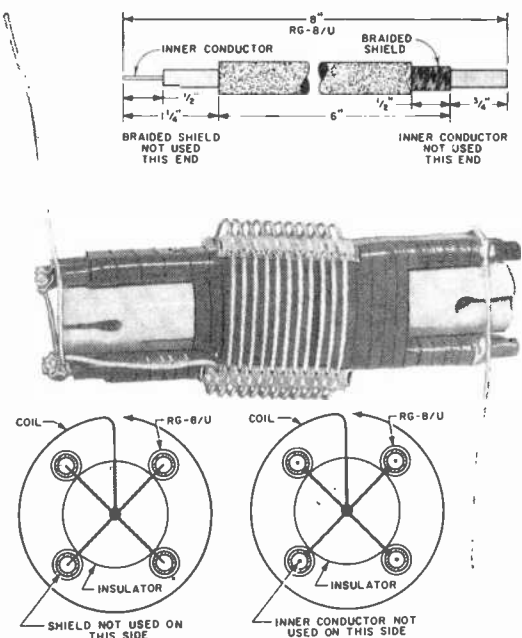
A popular antenna for all the amateur bands between 3.5 and 29.7 mc. is the "trap" doublet sketched on page 102. This simple antenna is efficient, yet inexpensive.

For each trap, cut four 8" lengths of RG-8/U cable to make the capacitors. Remove the vinyl coating and the shield braid for 1¼" on one end and ¾" on the other end of each length of coax, leaving exactly six inches of the braid and vinyl undisturbed. Then bare ½" of the inner conductor at the 1¼" end. Also bare a small patch of the shield braid on the ¾" end. Next, tape the four lengths to a tubular antenna insulator (E. F. Johnson #136-107 or equivalent).

Connect the exposed inner conductors together with an 8" length of #12 jumper wire at the 1¼" end. Then join the shields together with a 6" length of #12 jumper wire by tinning the exposed patches of braid on the ¾" end and soldering the wire to them. Leave an extra six inches of jumper wire at each end as illustrated for later connections.

For each coil, cut a 14-turn length from a B&W #3905-1 or an Illumitronics #2006T 2½"-diameter bulk coil. Unwind one turn from each end, leaving a 12-turn coil of #12 wire, 2½" in diameter and 2" long. Center the coil around the insulator and coax capacitor, and connect its ends across the capacitor. The coil is supported by its leads.

If a grid dip meter is available, use it



Traps for "all-band" antenna. Ceramic insulators and plastic tape are a must for high Q and low loss.

to place each trap on approximately 7175 kc. Reduce the number of turns in the coils a quarter turn at a time if the traps resonate below 7150 kc. Add turns if they resonate above 7200 kc. If a grid dip meter is not available, the traps will work well provided that the above instructions are followed carefully.

Spray the finished traps with several coats of acrylic lacquer and connect them in the antenna as shown.


News and Views

Bob Femrite, KNØSG, (14), Howard Lake, Minn., likes to rag-chew on 80 meters. In 53 days he worked 35 states, including California and Alaska, using a borrowed 50-watter which the owner has just reclaimed. Bob is now converting a surplus ART-13 transmitter. He receives on a Knight Ocean Hopper feeding a 4-watt audio amplifier. . . . **Dennis "Abe" Abraham, WA2BSX**, 156 East Fourth St., Clinton, N. J., used to hate code, but now that he has pushed his speed up to 20 wpm, he thinks it is the "most." His goal is a 35-wpm certificate. Abe has worked 29 states and Quebec as a Novice using a Heathkit DX-100B transmitter at 72 watts and a Hallicrafters SX-99 receiver. . . . New 1 1/4-meter DX record! On June 22, **W6NLZ** and **KH6UK** established a 47-minute contact between Hawaii and California on 222 mc. They also hold the two-meter DX record for this 2540-mile path.

Jack Purdum, KN8MGT, 224 West Homestead, Medina, Ohio, noticed a sudden decrease in the number of his contacts; so he took down his antenna and found its connections all cor-

a Radio Shack

EXCLUSIVE!



class D
citizens band
Transceiver Kit

Complete **\$39.95**
with antenna, crystal
and microphone \$5 Down
\$5 Monthly

2 for \$77 \$8 Down \$7 Monthly

A fabulous value! Complete kit includes antenna, high-impedance mike with 2-way desk stand, crystal, pre-punched chassis, cabinet enclosure with handsome brown hammertone finish, and complete, detailed instructions. All parts brand new — no seconds. Finished unit is a 22 channel, crystal controlled transmitter, and a 22 channel receiver. Up to 5 watts output — 5 tubes. FCC approved for fixed or mobile operation. No FCC exam or license required. Order now — immediate delivery.

FREE!

12 MONTHS SUBSCRIPTION TO BARGAIN BULLETINS



To be "in-the-know" you must be on Radio Shack's mailing list. Page-after-page, month-after-month of exclusive bargains in Hi-Fi, Amateur Radio, Tools, Optical Goods and Records. Mail the coupon today.

AVAILABLE NOW!

NEW 1960 GUIDE TO ELECTRONICS PARTS BUYING

300 pages 8 1/2 x 11, illustrated hand book. Articles, engineering data plus buying guide. Over 40,000 items.



Radio Shack Corporation DEPT. 10 B
730 Commonwealth Ave., Boston 17, Mass.

Please send me:

- Class D transceiver kit, 45DX136 @ \$39.95
- 2 of the above @ \$77
- Extra crystals, 41D218 @ \$2.95 each
- Bargain Bulletins for 1 year @ FREE
- 1960 Guide to Electronic Buying @ 35c
- Check Money Order C.O.D.

NAME _____

ADDRESS _____

CITY _____ ZONE _____ STATE _____

RADIO SHACK CORPORATION
730 COMMONWEALTH AVE.,
BOSTON 17, MASS.

RADIO PARTS STORES & HI-FI SALONS!

Hundreds of dealers across the nation profit by selling POPULAR ELECTRONICS each month to their customers. Are you one of them? POPULAR ELECTRONICS helps build store traffic . . . keeps customers coming back month after month for the merchandise you sell—and, best of all, you earn a neat profit on each copy sold—No RISK INVOLVED.

So get all the details on selling POPULAR ELECTRONICS, the world's largest selling electronics hobbyist magazine. Or, order your copies now. Just use the handy coupon below.

Direct Sales Department
 Popular Electronics
 One Park Avenue
 New York 16, New York

Att: Jerry Schneider

Send me copies of POPULAR ELECTRONICS for resale in my store each month. No risk involved on my part.

Send me details on selling POPULAR ELECTRONICS in my store.

STORE NAME _____

ADDRESS _____

CITY _____ ZONE _____ STATE _____

SIGNATURE _____

PE 109

use the solder that most set makers use!



KESTER SOLDER

Make sure your soldering's the best . . . use the best—KESTER SOLDER. Send for FREE 16-page book that tells you how!

KESTER SOLDER COMPANY
 4275 Wrightwood Avenue • Chicago 39, Illinois
 OVER 60 YEARS' EXPERIENCE IN SOLDER AND FLUX MANUFACTURING

GET INTO ELECTRONICS

V.T.I. training leads to success as technicians, field engineers, specialists in communications, guided missiles, computers, radar, automation. Basic & advanced courses in theory & laboratory. Assoc. degree in 28 mos. B. S. obtainable. ECPD accredited. O.I. approved. Graduates with major companies. Start Sept., Feb. Dorms, campus. H. S. graduates or equivalent. Catalog.

VALPARAISO TECHNICAL INSTITUTE
 Dept. PE VALPARAISO, INDIANA

SUBMINIATURE PAPER CONDENSERS

Tubular Paper Condensers impregnated with "special oil" and hermetically sealed. All are brand new, American made, name brand, first quality condensers. Regular 90 day guarantee. Quantities are limited. Include enough for postage—excess will be refunded. Available in following values only:

.001-.01, .008, .082 MFD at 100 D.C. Working Volts
 .1 MFD at 200 Working Volts & .22 MFD at 300 W Volts.

95% OFF REGULAR NET PRICE

EACH 12c or 10 for \$1.00 (may be assorted values)

Send a post card to get on our mailing list for FREE BARGAIN B-E-Flyer. We have stocks of condensers, resistors, ETC.

BIGELOW ELECTRONICS P.O. BOX 1 BLUFFTON, OHIO

roded. After resoldering them, his results improved to their previous level. Jack uses a Heathkit DX-40 transmitter running 75 watts and receives on a Hallicrafters S-40 with an added Q-Multiplier. He has made about 200 contacts in 21 states on 40 meters. . . . **Gary R. Harwell, WV6ALL**, (15), 650 Chimalus Drive, Palo Alto, Calif., was a Novice for a full year, and his "General" should have arrived by now. His DX-40 transmitter, Hallicrafters S-85 receiver, plus Q-Multiplier, and simple antennas



Ham of the Month

Lana Murphy, KN9PQO, (17), Route 2, Box 82, Martinsville, Ind., hopes to possess a General Class license by the time you read this. Having graduated from the Martinsville High School last spring as a Science-Math-English major with a straight "A" average, she is now studying Aeronautical Engineering at Purdue University on a four-year Exceptional Achievement Scholarship. Lana also won the Bausch and Lomb Award for Exceptional Achievements in Science and has been a member of the National Honor Society for two years. She is a past president of the Martinsville High School Science Club, and last year was Secretary/Treasurer of the school radio club, also winning its achievement award. As KN9PQO, Lana has worked 10 states on 80 meters, using a Heathkit DX-20 to feed a doublet antenna. She has recently begun to work 40 meters also.

accounted for 30 states and Japan in about six months on 40 and 15 meters. Then, he received a high-gain, three-element, 15-meter beam for Christmas and knocked off another 10 states, many Canadians, and DX like Australia and New Zealand.

Bob Saltzman, WA2BWC/WV2BWC, (13), 1 Vista Drive, Great Neck, N. Y., rates the fact that his 11-year-old brother, Rick, has received his license—WV2EXY—as his biggest thrill in amateur radio. Bob has worked 44 states and 20 countries in five continents using a Globe Scout 680-A transmitter and a National NC-109 receiver. His "beam antenna" is a 65' piece of wire. In spite of his DX record, 80 meters is Bob's favorite. . . . **Joseph Curry, KN3ICO**, 7211 Oak Ave., Philadelphia 26, Pa., likes to build ham equipment, especially transmitters. He uses both a home-built,

40-watt transmitter and a home-built receiver. A Heathkit QF-1 Q-Multiplier helps the receiver separate stations.

George Thomas Walczyk, WV2FCC, 108-22 Inwood St., Jamaica 35, N. Y., has no trouble with fellows forgetting his call letters. Look at them! George started with an Ameco AC-1 transmitter running 15 watts and now has a WRL Globe Chief 90A running 75 watts. He radiates with a 67' antenna, and he receives on a Hallicrafters S-38E. In 31 days, he has made 52 contacts in 11 states on 80 and 40 meters. George will help prospective hams get their licenses from the "other" FCC.

Paul "Ed" Carpenter, KN8OFQ, (17), Rt. 1, Box 335, Watson, W. Va., started on the air with a 50-watt, home-built transmitter. He now has both a Heathkit DX-20 and a Knight 50-watter, and he receives on a Hallicrafters S-53. In two and a half months on 40 meters, his record is 22 states worked.

Need code practice? **Adolph F. Elster, W2FSL**, 53 Commercial Ave., Avenel, N. J., has been transmitting code practice for years on the following schedule: Saturdays, Sundays, and holidays, 0730 to 0800, local time, at approximately 8 wpm; Mondays, Wednesdays, Thursdays and Fridays, 1800 to 1830, local time, at approximately 15 wpm. Frequency: 3675 kc. Call letters: **K2IBC** (Avenel Radio Club). Local prospective hams are given personal assistance.


See you next month. Keep your reports, ideas, and pictures coming. 73,

Herb, W9EGQ

NEW 2-WAY CITIZEN'S BAND RADIO-TELEPHONE KIT

11-METER TRANSCEIVER

\$39⁹⁵
Complete Kit



Completely Tested and Approved

CHECK THESE "EXCLUSIVE" FEATURES

- ✓ Complete as Shown with All Tubes and Parts
- ✓ Sockets and Small Parts Riveted to Chassis
- ✓ Transmitting Crystal
- ✓ Hi-Gain Crystal Mike
- ✓ Coaxial Connector Mounted on Chassis
- ✓ 25-ft. of RG58U Included for Your Antenna
- ✓ Tunable Receiver
- ✓ Operates 110V-AC
- ✓ Punched Chassis
- ✓ Modulation Indicator
- ✓ Full 5-Watt Input
- ✓ Silver Slug Shielded Coils

Complete Diagram Furnished

GROUND PLANE ANTENNA KIT \$19.95

DON'T WAIT! ORDER YOURS NOW!

Phone TTYer 8-9400

HERSHEL RADIO CO.

5249 GRAND RIVER Detroit 8, Michigan

TERMS: Cash with Order or 25% Down, BALANCE C.O.D. ALL PRICES F.O.B. DETROIT

WHAT'S NEW?...4 TOP VALUES FOR YOU!



Electronic BABY SITTER

A truly 'must' for busy mothers. This unique, wireless microphone that plugs into any AC outlet in baby's nursery, allows his voice to transmit on any home, portable or car radio within 300 feet. Shpg. Wt. 4 lbs.

Reg. \$19.95 **\$11.87**



Electrostatic TWEETER

Provides smooth high frequency from 5,000 cycles to beyond 25,000 cross-over network and built-in power supply for three-element electrostatic tweeter operation. Shpg. Wt. 3 lbs.

Reg. \$27.50 **\$16.95**



SPEAKER SELECTOR

A switch that selects any combination of three Speakers and corrects for mis-match in impedance, without adding resistors. Handles up to 60 watts, mounted on gold finished steel plate 2 3/4" x 4 1/2"

Reg. \$3.29 ... **\$1.39**

Three for \$3.96



Professional TAPE SPLICER

STOP getting mad, every time you have to splice tape. This three blade splicer and cutter will do a neat and professional job in seconds. Shpg. Wt. 1/2 lb.

Reg. \$5.95 ... **\$1.95**

Three for \$5.50

LB electronics, inc.
5900 PENN AVENUE,
PITTSBURGH 6, PA.

Please send me:

BABY SITTER

TWEETER

SPEAKER SELECTOR

TAPE SPLICER

CHECK MONEY ORDER
Pa. residents add sales tax.

Name _____

Address _____

City _____ State _____





Photo Courtesy Radio Corporation of America.

No—that's not an aerial view of the Sahara Desert or tire tracks in the snow! It's simply a piece of quartz—blown up 14,680 times bigger than life! How's it done? Only the incredible electron microscope can perform this feat—an amazing tool now proving a remarkable aid to the march of science.

The electron microscope can actually magnify more than 300,000 times life size—can see objects less than one-millionth the diameter of a human hair—and it's all done with electronics. You'll see how it works in November POPULAR ELECTRONICS.

And you'll also enjoy such informative features as:



- **TELEMETERING** — Another space rocket roars aloft from its Cape Canaveral launching pad. Instantly it begins sending back signals. Next month's POPULAR ELECTRONICS takes you behind the scenes ... shows you how these vital impulses are transmitted to waiting scientists on earth.
- **ELECTRONIC DIVINING ROD** — Hydrology experts at New Mexico Institute of Mining and Technology have developed a device that finds water hundreds of feet under ground. November POPULAR ELECTRONICS will give you the fascinating facts behind these remarkable "electronic fingers" that probe deep into the earth.
- **BUILD AN ELECTRONIC SQUAWKER**—Cats keeping you awake at night? November POPULAR ELECTRONICS gives complete plans and diagrams for a transistorized noise generator to keep them at a distance—as well as dogs, rats, even unwelcome guests!

Month after month—you'll find plenty of good reading and practical construction articles in POPULAR ELECTRONICS. Look for it at your newsstand or electronics shop.

REGULAR SUBSCRIPTION RATES

One year \$4

Two years \$7

Three years \$10

POPULAR ELECTRONICS • 434 S. Wabash Avenue, Chicago 5, Illinois

Short-Wave Monitor Registration

Working with the throttle wide open, Tom Kneitel, WPE2AB, Director of Monitor Station Registration, had just about caught up with the backlog of registration forms when he ran out of certificates. Don't despair if the mailman hasn't delivered yours; he will, shortly. If you haven't registered yet, fill out the form below and mail to: Monitor Registration, POPULAR ELECTRONICS, One Park Ave., New York 16, N. Y. Please include ten cents to help cover cost of mailing and processing your certificate.

(Please Print)

Name

Address City State

Receiver Make

 Make

Model

Model

Principal SW Bands Monitored

Number of QSL Cards Received

Type of Antenna Used


Signature Date

GET ON THE AIR for Business or Fun **TRANSMIT AND RECEIVE ONLY \$37⁵⁰ KIT** **NO EXAMINATION No Tests Required***

With this New CITIZENS BAND Transceiver Kit!

AS DESCRIBED IN THE MARCH, 1959 ISSUE OF RADIO & TELEVISION NEWS

- ✓ COMPLETE WITH ALL PARTS, CRYSTALS, TUBES, PUNCHED CHASSIS, ETC.
- ✓ SOCKETS AND SMALL PARTS RIVETED TO CHASSIS FOR QUICK-E-Z CONSTRUCTION
- ✓ ONLY FINEST PARTS — NO SURPLUS.
- ✓ COMPLETE REPRINT INSTRUCTIONS FROM RADIO & TV NEWS.
- ✓ ALL YOU NEED IS SOLDERING IRON, SCREWDRIVER AND PLIERS.
- ✓ INSTRUCTIONS FOR MAKING YOUR OWN ANTENNA.



Complete with Cabinet
Microphone: \$395 Extra

✓ RADIO & TV NEWS SAYS:
"Even with 5 watts, it is perfectly capable of transmitting and receiving over distances of 3000 miles or more when Old Mother Nature has the ionosphere in good working order."

✓ SIMPLE TO OPERATE: VOLUME, TUNING AND TRANSMITTER/RECEIVER SWITCHES.

Only \$39⁹⁵
2 OR MORE — \$37.50 EACH
IF YOU WISH, PAY JUST
\$500 DOWN, \$500 PER MO.



*You must be U.S. Citizen over 18 years of age. Simply fill out FCC form 505. (Form included.)

WORLD'S MOST PERSONALIZED ELECTRONIC SUPPLY HOUSE

World Radio LABORATORIES
PH-2 0277

3415 W. BROADWAY COUNCIL BLUFFS IOWA

Please rush your FREE Catalog... Enclosed is my check or money order for one, two Transceiver Kit(s).

NAME: _____


ADDRESS: _____

CITY & STATE: _____

PE-10

HEAR

the difference



MODEL R-98

BLONDER-TONGUE FM-AM RADIO

- Drift-Free. Drift compensated circuit
- Static Free FM. In even the most difficult areas
- Super Sensitive. Brings in all stations AM or FM
- Circular Sound. Rear-mounted speaker for 360° sound dispersion

Hear the R-98 today at your dealer. 47.50 list



DEPT. PE-10
BLONDER-TONGUE LABS INC.
9 Alling Street, Newark 2, New Jersey

2, 6 AND 10 METER TRANSMITTER

KITS FROM NEIL

For the Mobile or Fixed Station

20 WATTS as low as \$58.50

70 WATTS as low as \$79.00

Featuring: Front panel tuning • 2 built-in tuning meters • 3-pos. crystal switch • all-enclosed design only 3 inches high • true 100% modulation

Available with built-in transistor power supply for mobile use.

See your dealer or write:

The NEIL Company

1336 CALKINS ROAD • PITTSFORD, N. Y.

2 WAY PORTABLE RADIO SET

SENDS—RECEIVES UP TO 10 MILES AS SHOWN

With built-in antenna or hundreds of miles with outside antenna! Works on 80 and 40 meter (Novice) amateur radio bands—also Aircraft and overseas broadcast (3 to 5mc). PORTABLE! SELF-CONTAINED! POWERED WITH STANDARD PORTABLE RADIO BATTERIES. NO AC PLUG-INS NEEDED! COMPLETELY WIRED AND TESTED! PROVEN—SIMPLIFIED—PRACTICAL—Full information given on quick easy to get license.



SEND ONLY \$3.00 (bill, ck, mo) and pay postman or send \$19.95 for postpaid delivery. Complete kit includes all parts, tube, coils. Stamped steel cabinet, easy instructions. (Set of batteries \$3.99; crystal \$1.00).

Short-Wave Report

(Continued from page 89)

The following is a resume of current station reports. All times shown are Eastern Standard and the 24-hour system is used. Please bear in mind that at time of compilation all reports are correct. Stations often change frequency and/or schedule with little or no advance notice. Please send all reports to: Hank Bennett, Short-Wave Editor, P. O. Box 254, Haddonfield, N. J., in time for them to arrive by the tenth of each month.

Albania—R. Tirana verified with a letter stating that they broadcast daily on 7850 and 7157 kc. at 1630-1700 in English. However, no mention was made of the 6900-kc. outlet. (WPE2UN)

Argentina—LRA33, R. Nacional, Buenos Aires, 15,345 kc., carries Eng. at 1800-1900, Spanish from 1900 to 2000/close. On Mondays a new Eng. program entitled "Argentina, Legend and Reality" is presented. (WPE4FY, WPE9KM, DC)

The 9690-kc. channel carries Eng. at 2200-2300. Reports go to: Radio Difusora Argentina, Palacio del Correo, Sarmiento 151, Buenos Aires. (WPE9MY)

Australia—A few revisions have been made in R. Australia's schedule. Broadcasts in Eng. are currently scheduled as follows: to South Asia at 1714-1830 on 15,210 kc., at 1714-0415 on 21,540 kc., at 1815-0230 on 17,840 kc., at 1915-1930 and 0129-0445 on 15,160 kc., at 0459-1230 on 9580 kc., at 0800-0830 and 0930-1230 on 11,740 and 7220 kc., and at 0830-1000 on 11,760 kc.; to the North Pacific and East Asian areas at 1559-1800 on 15,240 kc., at 0244-0700 on 11,760 kc., and at 0459-0900 on 15,160 kc.; to the Mid-Pacific Islands at 1500-1700 on 15,315 kc., and at 0129-0445 on 11,810 kc. (WPE9DN, WS)

Austria—At time of this report, Vienna was testing on 5985 kc. at 0800-1200 with anmts in German, French, English, Italian, and Spanish at 0800; then a Home Service relay until 1200. (DXRA)

Belgian Congo—Another station testing is R. Bukavu, Costermansville, 4808 kc., daily at 1030-1400 (Saturdays from 0700) with 10 kw. This one is expected to change frequency



The listening post of John Cox, Belton, S. C.

Always say you saw it in—POPULAR ELECTRONICS

CAMERA FANS: KNOW BEFORE YOU BUY!



You'll find the most complete catalogue of photographic equipment ever published in the brand new 1960 PHOTOGRAPHY DIRECTORY AND BUYING GUIDE!

On sale September 24 at your newsstand—
or order today using handy coupon below!

Only \$1.00

Here's a rundown of over 5,000 of the latest photo products—complete with data, prices, comparisons, illustrations! Get all the facts on everything from cameras to lenses to films and filters...from black and white or color to movie or still photography. Make intelligent comparisons before you shop—and save time, money and effort.

You'll also enjoy these other extra features:

- **CAMERA COMPARISON CHARTS**
Compare prices, shutter ranges, lens speeds, special features on over 300 cameras of all types.
- **PORTRAIT LIGHTING SETUPS**
How to light a model, complete with diagrams.
- **MODEL RELEASE FORMS**
May save you from costly legal tangles.
- **ROUNDUP OF LATEST PHOTO BOOKS**
Your guide to the latest in good photo reading.

PLUS—NEW SPECIAL FEATURE:

FOTO FACTS FILE CARDS—Handy data section bound right into the 1960 PHOTOGRAPHY DIRECTORY—figures on films, lenses, filters, exposure and conversion scales right at your finger tips. Will be supplemented every year—so start your file now!

Compiled by the Editors of POPULAR PHOTOGRAPHY—World's largest selling photographic magazine—the 1960 PHOTOGRAPHY DIRECTORY AND BUYING GUIDE will save you far more than the dollar it costs.

Reserve your copy today—or better still, send for a copy by using the handy coupon below!

Ziff-Davis Publishing Company
Department PE109
434 South Wabash Avenue
Chicago 5, Illinois

Please send me a copy of the 1960 PHOTOGRAPHY DIRECTORY AND BUYING GUIDE. I enclose \$1.00, the cost of the DIRECTORY, plus 10¢ to cover mailing and handling charges. (Canada and Foreign \$1.25 plus 10¢ postage.)

(name) _____

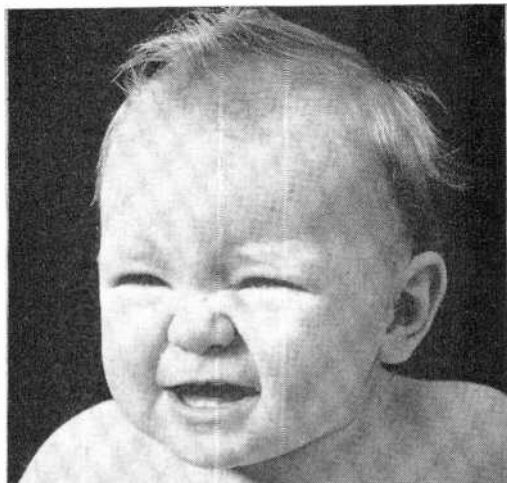
(address) _____

(city) _____

(zone) _____

(state) _____

BUY IT!—I can't even pronounce it!



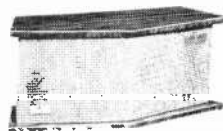
"ah!" ELECTROSTATIC TRANSDUCER...

the 2-in-1 mid-range and super tweeter that brings out "hidden sound" your present cone or piston-type speaker cannot capture!

Make it easy on yourself. Just ask for the "AH!" Speaker and we promise you'll hear sounds you never believed possible with your present Hi-fi set-up. Your conventional tweeter *cannot* and *does not* give you complete high frequency response, due to its inability to recover quickly enough from abrupt frequency change. The AH! electrostatic transducer, of course, is based on a completely new electronic principle and *reacts* instantaneously to all frequency change—no matter how abrupt—so, areas of "Hidden Sound" are revealed with the "AH!". Just one minute of your listening time at your dealer's will convince you.

The 2-in-1 AH! is a mid-range *and* super tweeter to give you full response from 600 cps to past the limit of audibility. And, the AH! is complete. *Nothing* else to buy—R/C crossover network and AC power are built in. To prove our confidence in AH's superior quality we guarantee the elements for 5 full years.

Only
49.95



Send for **FREE** booklet "8 unusual Hi-Fi and stereo arrangements with the AH!" Complete with schematic diagrams and wiring instructions.

Cosmos Industries, Inc.
31-28 Queens Blvd., Long Island City I, N.Y.

only 15c for this authoritative guide to building an inexpensive record library!



reprinted from
HiFi REVIEW

Now—you can build a record library of hi-fi classics from the steadily growing catalogue of \$1.98 releases! More than half a dozen big record companies are re-issuing great performances on the new \$1.98 labels. You can have a guide to the best of these for 15¢—by ordering this reprint of a recent article in HiFi REVIEW. Complete with catalogue number, artist, orchestra and conductor information—it's a fabulous guide to building up a high fidelity library of basic classics!

In addition, HiFi REVIEW's Music Editor, David Hall, gives you the background of the \$1.98 market . . . evaluates the discs being offered at this price . . . pinpoints the future of high-quality, low-price records.

If you've been thinking of starting a record collection or adding to the one you have—this reprint is your best guide! Order your copy today—simply mail 15¢ in coin or stamps with the coupon below. But the supply is limited, so order now!

HiFi REVIEW

PE 109

Box 1778R

Church Street Station

New York 8, N. Y.

Please rush my copy of the HiFi REVIEW reprint on building a library of \$1.98 records. I enclose 15¢ to cover postage and handling.

Name _____

Address _____

City _____ Zone _____ State _____

soon. Reports should be sent to Mr. H. DeSy, Director, *Radio Bukavu*, B. P. 1100, Costermansville. (DXRA)

Brazil—A new station (previously thought to be *R. Rural*) is *R. Marajuaba*, Belem, 15,245 kc. They have been noted testing at 1100-1600 with Brazilian music and three Portuguese anmts per hour. (WPE9KM, GF)

Ceylon—The schedule for the Commercial Service of *R. Ceylon* reads: in the National Service at 0630-1200 (news at 1015) on 5020 kc. daily, and at 2330-0230 on 7240 kc. (Sundays and public holidays); to Asia at 0745-1130 on 9520 kc. (news at 0800) and 2030-2230

MONITOR CERTIFICATES

Applications for Short-Wave Monitor registration certificates and call letters are pouring in thick and fast. If you haven't written for yours yet, you'll find an official application form on page 149 of this issue. Make sure you include a dime. This project will be of most value to SWL's when everyone is registered.

on 15,265 kc. (news at 2100); to Ceylon at 0230-0430 on 6075 kc. (0230-0630 on 7240 kc. on Saturdays and Sundays), at 0730-1230 on 4870 kc. (news at 0800) and at 2030-2330 on 7240 kc. (news at 2100); to S. E. Asia at 0415-0545 on 17,820 kc. (news at 0430). All xmsns are in English. (CP)

Colombia—HJFK, *La Voz de Amiga*, 6010 kc., is noted from 2243 to past 2300. The IS is four gongs. Location is said to be Caldas. (WPE0JJ)

Ecuador—A new outlet is *R. Rembarado*, Quito, 6100 kc., 500 watts. This has been noted evenings. (WPE9KM)

England—The latest schedule from London for North, Central, and South America reads: to N.A. (USA, Canada, Mexico, and British Honduras) at 0700-0715 on 15,300 kc. and at 0915-1315 on 17,810 kc. (special programs); in the General Overseas Service (USA, Canada, Mexico) at 1615-1845 on 17,715 kc., 1615-2200 on 15,310 kc., 1800-2000 on 11,780 kc., and at 2100-2200 on 9825 kc.; to the West Indies, Central and South America (North of the Amazon, including Peru) at 1500-1815 and 1845-1915 on 21,550 kc., 1615-1815 and 1845-2200 on 17,810 kc., 1800-1815 and 1845-2200 on 15,070 kc., and at 2100-2200 on 11,750 kc.; to South America (South of the Amazon, excluding Peru) at 1500-1915 on 17,870 kc., 1615-2200 on 15,360 kc., 1700-2200 on 12,040 kc., and 1800-2200 on 9825 kc.; to South Georgia at 1700-1945 (until 1915 Sundays) on 12,095 kc.; and to the West Indies at 1815-1845 on 21,550, 17,810, and 15,070 kc. There is also a special broadcast in the General Overseas Service at 1945-2200 on 15,420 kc. and it is heard well. (WPE3NB, WPE9DN)

Ghana—*R. Ghana*, Accra, has news from London at 0100-0115 followed by a program of music, interviews, and local news. This is on 9640 kc.; other channels are 4915 and 3366 kc. (WPE2TK, WPE2UN)


Greece—*R. Athens*, 15,345 and 17,778 kc., operates in French at 1215-1230, Eng. at 1230-

ATTENTION electronics schools!

Is your School registered with Popular Electronics? As you probably know, Popular Electronics is eager to keep you advised whenever a special opportunity arises that would interest and benefit your School.

If you are not already on PE's School Announcements list — please send your name, address and the name of your School Secretary to: Popular Electronics, School Department, One Park Avenue, New York 16, N. Y.

Can you think faster than this Machine?



GENIAC® set up to do a problem in check valve research

Be careful before you answer. GENIAC the first electrical brain construction kit is equipped to play tic-tac-toe, cipher and decipher codes, convert from binary to decimal, reason, do syllogisms as well as add, subtract multiply and divide. Specific problems in a variety of fields—actuarial, policy claim settlement, physics, etc.—can be set up and solved with the components. Connections are solderless and are completely explained with templates in the manual. This covers 125 circuits and shows how new ones can be designed. You will find building and using GENIAC'S a wonderful experience: one kit user wrote us: "this kit has opened up a new world of thinking to me." You actually see how computing, problem solving, and game play (tic-tac-toe, nim, etc.) can be analyzed with Boolean Algebra and the algebraic solutions, transformed directly into circuit diagrams. You create from over 400 specially designed and manufactured components a machine that solves problems faster than you can express them.

-----MAIL THIS COUPON-----

SCIENCE KITS, Dept. PE-109, Oliver Garfield Co., Inc.
108 E. 16 St., N. Y. 3, N. Y.

Please send me:

1 GENIAC Electrical Brain Construction Kit and Manual.

\$19.95 (East of Mississippi)

\$20.95 (elsewhere in United States)


\$21.95 (outside the United States)

Returnable 14 seven days for full refund if not satisfied.

I enclose \$..... in full payment.

My name and address are attached.

HAMS... CITIZEN BANDERS... COMMERCIAL RADIO USERS...



INTERNATIONAL Supplies You with QUALITY!

- **PRINTED CIRCUIT** components and kits!
- **CRYSTALS**—Amateur or commercial... **ONE DAY SERVICE!**
- **CITIZEN BAND** transceivers, sub-assemblies, complete kits!

Complete descriptions, prices
in our **FREE Catalog!**

International Crystal Mfg. Co., Inc.
18 N. Lee • Oklahoma City, Okla.
Please send my copy of your latest catalog.

NAME _____

ADDRESS _____

CITY _____ STATE _____

PE 1059

International
CRYSTAL MFG. CO., INC.
18 N. LEE • OKLAHOMA CITY, OKLA.

USE COUPON FOR FREE CATALOG

coming soon...

The Big, Exciting RIGO HIGH FIDELITY MUSIC SHOWS

Featuring hundreds of exhibits
and displays of the very latest
in hi-fi and stereo equipment!

- MILWAUKEE—Sept. 11, 12, 13. Pfister Hotel
- ROCHESTER, N. Y.—Sept. 25, 26, 27
Sheraton Hotel
- BUFFALO—Oct. 30, 31, Nov. 1. Statler Hotel
- SEATTLE—Nov. 6, 7, 8. New Washington Hotel
- PORTLAND, ORE.—Nov. 13, 14, 15
New Heathman Hotel
- PHILADELPHIA—Nov. 20, 21, 22
Benjamin Franklin Hotel

All shows open to the public Fri., Sat., Sun., 1 to 10 P.M.

Admission 75c, children free.

RIGO Enterprises, Inc.

500 N. Dearborn St. • Chicago 10, Ill.

- THIRD ANNUAL DETROIT
HIGH FIDELITY SHOW
Oct. 16, 17, 18. Statler Hotel

ELECTRIC WELD - BRAZE & CUT

REPAIR MOST EVERYTHING MADE OF METAL

Home Appliances, Auto parts, Farm-garden equipment, toys, Make and repair playground equipment, lawn chairs, tables, ornamental iron work gates, wagons, etc. Solder, heat, bend, and straighten, with terrific heat from arc torch. Cut and weld up to 1/4" steel plate. A million uses for home, auto, farm, inventors, factories, etc. Works from any home 110 volt 125 in. Complete with dark welder's mask, arc torch, supply of carbon welding and brazing rods. Solder, flux, and complete Welding Instruction Book. Attractive—portable—efficient—durable—1 year guarantee. Wt. only 4 lbs.


SEND ONLY \$3.00 (cash, ok, mo.) and pay postman \$9.95 plus COD postage on arrival or send \$12.95 and we will send postpaid. Ideal gift for mechanically minded home owners, relatives, friends. Order now for early delivery. Available only from MIDWAY WELDER Desk. DPL-19 Kearney, Nebraska



EASY TO LEARN CODE

Learn to increase speed with an Instructograph—the Radio-Telegraph Code Teacher that takes the place of an operator-instructor and enables anyone to master code without further assistance. Available tapes from beginners alphabet to typical messages on all subjects. Speed range 5 to 40 WPM. Always ready—in O.R.M. Thousands have "acquired the code" with the Instructograph System. Write today for convenient rental or purchase plans.

INSTRUCTOGRAPH COMPANY
4733 SHERIDAN ROAD, CHICAGO 40, ILLINOIS
357 West Manchester Ave., Los Angeles 3, California



LOOK

NO FURTHER . . . IF YOU'RE UNHAPPY WITH "HI" HI-FI PRICES. WRITE FOR OUR UNUSUAL AUDIO CATALOG. KEY ELECTRONICS CO. 120-B Liberty St., N. Y. 6

1245. There is a flute IS at 1230. This is beamed to West and Northwest Europe. Reports are wanted and should be sent to: Hellenic National Broadcasting Institute, Technical Services Directorate, 1 Parnassou Street, Athens, Greece. (WPE1BY, WPE4BI, WPE0AE, GH)

India—All-India Radio, Delhi, is noted on 15,185 kc. at 1815 s/on after IS; on 15,170 kc. from 1500 to 1545/close with native music and Eng. anmts; on 15,270 kc. at 0725-0800 in language with Eng. ID at 0730; and on 15,350 kc. (not listed) at 0550-0559 with music. (WPE4FY, WPE9KM, GF)

Japan—Here is the latest schedule from R. Japan, Tokyo (all xmsns listed have Eng. as well as other languages): to South Asia at 1000-1130 on 11,965 and 15,325 kc.; to Middle East at 1145-1345 on 11,705 and 15,325 kc.; to Europe at 0230-0330 on 17,855 and 21,620 kc. and at 1400-1600 on 11,705, 21,620, 11,965, and 9525 kc.; to N.A. at 1930-2030 on 17,855 and 21,620 kc.; to N.A. and Hawaii at 0000-0200 on 17,855, 15,325, and 15,235 kc.; to Australia and New Zealand at 0430-0530 on 11,940 and 15,235 kc.; to Asia at 0545-0745 on 11,705 and 9525 kc.; to Indonesia and the Philippines at 0630-0800 on 17,855 and 15,325 kc.; to S.E. Asia at 0800-1100 on 11,705 and 15,235 kc.; and in the General Asian Service at 2000-2030, 2200-2300,

DXplorers Radio Club

In response to letters from a number of readers, the DXplorers Radio Association wishes to announce that it is a closed club with membership strictly by invitation from a Club Officer. This group is made up of a small number of highly skilled DX'ers who recently formed their own Club Constitution. There are no dues charged. News is passed from member to member through the medium of a constantly circulating news-letter rather than an official club bulletin. Your Short-Wave Editor is not a member of this group; the information that is credited to DXRA is sent to us by an officer of the group.

0030-0130, 0500-0530, and 0700-0930 on 15,135 and 11,800 kc. (WPE2AEP, WPE2DM, WPE4FY, WPE4ON, WPE5AG, WPE6EZ, WPE7AT, WPE8MS, JW)


Kenya—A station tuned on 6171 kc. at 1200 with frequent mention of Nyeri is believed to be ZHW24, Nairobi. (WPEIAK)

Malaya—The BBC Far Eastern Station, Singapore, can be tuned on 9725 kc. at 0500-0615 beamed to Indonesia with BBC news at 0600, and on 17,755 kc. with news and sports at 0700-0730. In response to queries, this station does verify if reports are sent to P.O. Box 434, Singapore, Malaya, % Mr. R. J. Keir, Resident Engineer. (WPE4OA, WPE4ON, WPE6EZ)

Mexico—XEWX, Mexico City, has returned to 15,160 kc. and is noted at 0855-0900 and around 1625 with music and commercials in

SPECIAL PREPUBLICATION OFFER

Here is an advance opportunity for you to examine free, two of the most valuable electronics books ever published: **COMPUTERS AND HOW THEY WORK**, and **THE ELECTRONIC EXPERIMENTER'S MANUAL**. If you have a stake in electronics, these books belong in your library. Fill in and mail the certificate below and you'll be among the first to receive advance copies of the limited first editions of these important volumes.



COMPUTERS AND HOW THEY WORK

Here is a complete guidebook to the wonder world of electronic computers. In it, James Fahnestock takes you step by step through the workings of every type of computer ever used. *No knowledge of electronics is necessary.* It traces the history of computers from the introduction of the abacus up to the most complex computing units in operation today.

Non-technical comparisons, used to illustrate the basic principles of computers, make this book an easy-to-understand adventure into one of man's greatest fields. If you understand how a see-saw operates, you will be able to understand computer memories, flip flops and the binary counting systems. If you have ever filled out an income tax form, you are well on your way to understanding how a computer programmer tells his machine what to do.

COMPUTERS AND HOW THEY WORK tells you how computers read, write and remember. You'll learn the two digit mathematical language of computers, where $1 + 1 = 10$. Using this language you can add, subtract, multiply and divide by simple addition.

Other chapters show you how computers use vacuum tubes and transistors to make logical decisions in thousandths of a second—how they figure payrolls for giant companies so fast that the high-speed checkwriting machines can't keep up.

Here is a fact-filled, exciting guidebook with more than 120 illustrations and tables in 10 big chapters. For the student interested in a career in this growing field or for the man in electronics who wants to know all about computers, this book is a must.



THE ELECTRONIC EXPERIMENTER'S MANUAL

With a few dollars worth of basic tools, and this book to guide you, you can explore the magic of electronics experimentation more thoroughly than ever before. In a few short hours, you'll have enough basic know-how to start your first project.

This book was written by David A. Findlay, Editor of *6* Ziff-Davis Electronics Division Publications, and a noted authority on electronics experimentation. It is designed expressly for all experimenters—those who wish to "follow the simple directions" with more authority, as well as those keenly interested in knowing the "why" of everything in a project.

You'll learn about every component used in experimentation, every tool, its purpose, how it differs from similar components or methods, what its function is, and why it is used. This book is a perfect stepping-off point to project designs of your own.

There are ten big sections, each covering specific phases of electronic construction such as Techniques For The Experimenter, Wiring The Circuit, Making Printed Circuits, etc. There is a giant section of projects you can build, test equipment you'll assemble and use in your other work, special tools you can construct—even plans for a complete compact workshop that will adapt to any working area, no matter how limited.

THE ELECTRONIC EXPERIMENTER'S MANUAL is a big, handsome volume, containing hundreds of specially prepared diagrams and construction drawings. This book will give you professional know-how you must have no matter what phase of electronics is your specialty.

7 DAY FREE EXAMINATION

When your book arrives, read it and enjoy its diversity of contents, and the thoroughness of its coverage. Then, after 7 days examination, if you decide that it is not everything you want, send it back and you will receive a complete refund of the purchase price.

USE THIS CERTIFICATE FOR 7 DAY FREE EXAMINATION

ELECTRONICS BOOK SERVICE,
A Division of the Ziff-Davis Publishing Co.
One Park Avenue • New York 16, N. Y.

Gentlemen:
Send me _____ copies of **THE ELECTRONIC EXPERIMENTER'S MANUAL**, and bill me at only \$4.95 a copy plus a few cents postage.
Send me _____ copies of **COMPUTERS AND HOW THEY WORK**, and bill me at only \$4.95 a copy plus a few cents postage.

If I don't agree that this is one of the best electronics investments I've ever made, I may return the book(s) within 7 days and get a full refund.

\$_____ enclosed. (SAVE MONEY! Enclose payment with this coupon and we'll pay the postage.)

Name _____
Address _____
City _____ Zone _____ State _____

(On orders placed within New York City, please add 3% sales tax to the price of each book.)

ZE 109

NEW! Stereo Tone Arm Kit

EASY TO ASSEMBLE! DO IT YOURSELF!



Sensational new INERTIAL balance feature, attains perfection from new stereo records never before equaled!
Exclusive (Pat. Applied for) AUTO-SET™ precision tracking angle adjustment — essential for stereo!
Unique single hole mounting for use with all turntables. Low pivot friction, easy to assemble — no special tools required. Four leads with solderless connectors and screw terminal board reduce hum and improve stereo channel separation.
Postpaid. Send check or money order (No C.O.D.'s please) to:



COMPONENTS CORPORATION, DENVILLE, NEW JERSEY

ALL BAND TRAP ANTENNA!



Reduces interference and noise on all makes Short Wave Receivers. Makes World Wide Reception Stronger. Clearer on All Bands!

For ALL Amateur Transmitters. Guaranteed for 300 Watts Power for PI-Net or Link Direct Feed. Light, Neat, Weatherproof.

Complete as shown total length 102 ft. with 87 ft. of 72 ohm balanced feedline. Hi-Impact molded insulators and sealed automatic frequency changing robust trap (Wt. 3 oz. 1" x 1" long). You just tune to desired band for beautiful results. Excellent for ALL world wide short wave receivers and amateur transmitters. For NOVICE AND ALL CLASS AMATEURS! NO EXTRA TUNERS OR GADGETS NEEDED! Eliminates 5 separate antennas with better performance guaranteed. NO HAYWIRE HOOPS. APPEARANCE! EASY INSTALLATION!
30-40-20-15-10 meter bands, Complete. \$12.95
40-20-15-10 meter bands, 54 ft. antenna (best for worldwide swl's) \$11.95
20-15-10 meter bands, Dual Trap, 24 ft. Antenna \$18.95
SEND ONLY \$3.00 (cash, c.k., m.c.) and pay postman balance COD plus postage on arrival or send full price for postpaid delivery. Available only from:
WESTERN RADIO Dept. AEL 10 Kearney, Nebraska

ENGINEERING DEGREES



E.E. Option Electronics or Power Degree Courses in Liberal Arts & Bus. Admin.
Also Earned through Home Study Pacific International College of Arts & Sciences
Primarily a correspondence School Resident classes also available
5719-W Santa Monica Blvd.
Hollywood 38, California

TELEPHONE STEPPER



Western Electric 6 pole 22 position. 15 OHM. 12 to 28 VDC Coil—self stepping contacts. Same as used in Pop. Science, Sept. 57.

Game and Computer. Good used condition. . . \$5.95 ea.

STANDARD 10 HOLE Telephone Dial. Has extra make and break contacts. . . \$1.98 ea.

Add 25¢ for ea. item for postage anywhere in U.S. Send 10¢ for Giant Catalog listing hundreds more Electronic gadgets.



SOUNDTRONICS LABS

630 ARCH STREET, PHILADELPHIA 6, PA.

LEARN WHILE YOU SLEEP!



Experiment in this fascinating, educational new field. Use your phono, recorder or amazing new "Electronic Educator" endless tape recorder. Free catalog lists over 200 unusual tapes, records, equipment for sleep-learning & hypnosis experimenters. Sleep-Learning Research Ass'n., Box 24-W Olympia, Wash.

Spanish. The signal has been "cleaned up" and the distortion which plagued them for weeks has disappeared. (WPE9KM, GF)

Morocco—Radio Inter-Africa (also known as IBRA Radio) sends a multi-colored QSL written in three languages. They are on the air daily at 1200-1715 in Danish, Dutch, French, Finnish, German, Greek, Hungarian, Italian, Japanese, Russian, Spanish, Swedish, and Ukrainian, and at 1715-1800 with music

SHORT-WAVE ABBREVIATIONS

amt	Announcement	N.A.	North America
BBC	British B/C Corp.	QSL	Verification
Eng.	English	R.	Radio
ID	Identification	s/on	Sign-on time
IS	Interval signal	s/off	Sign-off time
kc	Kilocycles	xmsn	Transmission
kw.	Kilowatts	xmt	Transmitter

and amts in French and Eng. on 11,505 and 14,858 kc. Reports go to: 9 Rue de Russe, Tangier, Morocco. (WPE1KR)

According to a Tunis news bulletin, the Moroccan premier signed a royal decree on May 27 fixing December 31, 1959, as the deadline for the termination of operations by privately owned stations at Tangier. After that date the only legal broadcaster in the kingdom will be *Radiodiffusion Nationale Marocaine*. Specifically cited was *Radio Africa-Maghrib*, but presumably Gospel broadcasters, as well as the *Voice of America*, will be affected. Quoting the Moroccan daily "At-Tahrir," the Middle East News Agency reports that the Moroccan authorities recently discovered a clandestine transmitter operating from Tangier with programs intended for Moroccan Jews. MENA adds that the existence of this clandestine station was among the reasons which prompted the Moroccan authorities to close all foreign-operated stations in the country by the end of the year. (ZC4PE1A)

Netherlands—Hilversum carries Eng. at 0400-0440 to Australia and New Zealand on 25,610, 21,480, and 17,775 kc.; to Africa and India at 1045-1125 on 21,480 kc. (Africa) and on 17,775, 15,220, and 6020 kc. (Europe); at 1615-1655 to N.A. and Europe on 17,775, 15,220, 11,730, and 6020 kc.; and at 2130-2210 to N.A. on 11,730, 9590, and 6025 kc. The *Happy Station* Program to N.A. is aired Sundays at 2100-2230 on the same channels as the N.A. xmsn. (WPE2DM, WPE4QM, WPE4QQ, WPE7AT, EM, R. Nederland)

R. Nederland will have a new QSL card shortly, thus eliminating the long-used tulip design. Available, free of charge, is an illustrated calendar and a booklet on short-wave antennas. (WPE8HS, JC)

Norway—A partial reading of *Radio Norway's* schedule indicates that they broadcast as follows: at 0600-0715 to Japan, Far East, New Zealand, and Australia on 11,735, 15,175, 17,825, and 21,670 kc.; at 0130-0235 and 0800-0915 to Central Europe on 6130, 9610, 11,735, and 17,825 kc.; and at 2000-2115 to North and Central America on 6130, 9610, 11,735, and 15,175 kc. (JW)

Panama—HOLA, R. *Atlantico*, 9505 kc., has an Eng. program at 2100-2200 featuring many commercials. Another Eng. segment is from 1745 to 1800. Reports go to Apt. 444, Colon, Republic of Panama. (WPE4KB, FC, DW)

Peru—OAX2G, R. *Cajamarca*, Cajamarca, has been found on 4770 kc. from 2340 to 2359 s/off with fair signals. (WPE0JJ)

Portuguese India (Goa)—R. *Goa* is now off the air for a xmtr change. They plan to be back on soon with higher power according to the R. *Australia DX* program. (WPE4OA)

Sudan—R. *Omdurman* has an Eng. program daily at 1100-1130 on 5039 kc. (20 kw.), 9612 kc. (7.5 kw.), and 11,855 kc. (20 kw.). Reports go to the Ministry of Information and Labour,

SHORT-WAVE CONTRIBUTORS

Jack Rouse (WPE1AK), Wallingford, Conn.
 Alan Roth (WPE1BY), Bridgeport, Conn.
 Jim Monahan (WPE1GU), East Haven, Conn.
 Mirville Burns (WPE1KR), Morrisville, Vt.
 Richard Flam (WPE2AP), Bellerose, N. Y.
 Richard McCurdy (WPE2DM), Harrison, N. Y.
 Robert Salamack (WPE2TK), Amsterdam, N. Y.
 Dominic Lorenzini (WPE2UN), Landisville, N. J.
 John Wilson (WPE3NB), Wilmington, Del.
 Ronald Biron (WPE4BI), Miramar, Fla.
 Jim Maynard (WPE4FY), Lexington, Ky.
 Glenn Cuthrell (WPE4KB), Maxton, N. C.
 Jimmy Boockholdt (WPE4JA), Eutaw, Ala.
 John Condry (WPE4ON), St. Petersburg, Fla.
 Peter Porell (WPE4OM), Fort Lauderdale, Fla.
 Don Peterson (WPE4QQ), Sanford, Fla.
 William Bing (WPE4MS), New Orleans, La.
 J. Art Russell (WPE6EZ), San Diego, Calif.
 Don W. Beebe (WPE7AT), Seattle, Wash.
 Dan Watts (WPE8HS), Greenwich, Ohio
 Mike Kander (WPE8MS), Dayton, Ohio
 J. P. Arendt (WPE9DN), Aurora, Ill.
 A. R. Niblack (WPE9KM), Vincennes, Ind.
 Ron Kozor (WPE9MV), Fort Wayne, Ind.
 John Beaver (WPE0AE), Pueblo, Colo.
 Gerry Dexter (WPE0JJ), Waterloo, Iowa
 Middle Eastern Correspondent (ZC4PE1A)
 Donald Chester (DC), Woodlawn, Tenn.
 Fred Colley, Jr. (FC), West Palm Beach, Fla.
 Jack Carr (JC), Cincinnati, Ohio
 Grady Ferguson (GF), Charlotte, N. C.
 George Henley (GH), Watford, England
 Ed MacDonald (EM), Malvern, Pa.
 Chandra Pereira (CP), Quilon, South India
 Ward Stewart (WS), Des Moines, Iowa
 Dan Wilt (DW), Barberton, Ohio
 John Walter (JW), Coos Bay, Oregon
 DXplorers Radio Association (DXRA)
 Radio Nederland

Sudan Broadcasting Service, P.O. Box 522, Khartoum, Sudan. (WPE8MS, GH)

Tanganyika—Dar-es-Salaam was noted signing weakly at 2340 on 5050 kc. This station is very difficult to tune. (WPE1GU)

As of last June, all transmissions were to continue past 1315 to close-down time. This means that the 4846-kc. outlet would parallel the 5050-kc. transmission throughout the afternoon. (ZC4PE1A)

Turkey—R. *Ankara* has replaced the 15,160-kc. outlet with 9743 kc. at 1500-1545. From 1545 to 1600 it is dual to 7285 kc. English is carried from 1600 to 1645 on both channels. (WPE2AEP)

United Arab Republic—Damascus has Eng. news on 15.165 kc. at 1015-1030. Another newscast is given from 1515 but fade-out prevented good reception of this station. (WPE2UN, WPE0AE)

SHOOT TV TROUBLE FAST

With H. G. Cisin's Copyrighted
RAPID "TV TROUBLE SHOOTING METHOD"

Without experience or knowledge, this guaranteed new method of servicing TV sets enables you to DIAGNOSE TV troubles as rapidly as an expert. NO THEORY—NO MATH—you can locate all faults in record-breaking time regardless of make or model. "TV TROUBLE SHOOTING METHOD" is the most valuable aid to TV servicing ever written. Be a TV Trouble Diagnostician. Increase your present earnings. Open your own Profitable Business or get a high-paying skilled job.

It's all in this book . . .
 Nothing more to Pay—Nothing else to Buy

Alphabetically listed are 85 picture troubles, over 58 raster and 17 sound troubles. By this unique copyrighted method you know EXACTLY WHERE the trouble is; plus step-by-step instructions, including 69 RAPID CHECKS, help to find faulty part. 13 IMPORTANT PRELIMINARY CHECKS NEED NO INSTRUMENTS! Of the 69 Rapid Checks, OVER 65 ALSO REQUIRE NO INSTRUMENTS! Rapid checks include emergency checks for distorted pictures, defective tubes including 1"X tube, plus 57 others, ALL EXPLAINED IN SIMPLE LANGUAGE, PERFORMED WITHOUT INSTRUMENTS. MANY CHECKS USE THE PICTURE TUBE AS A GUIDE.

H. G. Cisin, the author, is the inventor of the AC/DC midjet radio. He licenses RCA, AT&T, etc. He has also trained thousands of technicians now owning their own prosperous TV service organizations or holding highly paid TV positions. His years of experience are embodied in this remarkable new book.

Guaranteed Money Back in 5 Days if Not Satisfied!

ABSOLUTELY FREE with each order: Your choice of Cisin's newest books: BASIC ELECTRICITY—Vol. 1 or TV-RADIO TUBE SUBSTITUTION GUIDE. These sell for 50¢ ea. ACT NOW—get 2 books postpaid at cost of only one!

\$1 Post-paid

RUSH COUPON NOW!

H. G. CISIN, Consulting Engineer—Dept. P-38
 Amagansett, N. Y.

Enclosed find \$1. Rush Trouble Shooting Method and free book marked above (if not marked Basic Elec. will be sent).

Send all 3. Enclosed find \$1.50.

Name

Address

City

Zone

State

Here's the First and Only
New! Trouble-Shooting Guide for All
 Transistor Circuits



Pin Point
TRANSISTOR
TROUBLES
IN 12 MINUTES

SIMPLE CHECK-CHART
SYSTEM SPEEDS UP SERVICING!

At last! A practical reference handbook that shows you how to find the trouble in ANY transistorized circuit, FAST! The latest book in Coyne's famous "Pin Point Series." Everything you need to know to take on those profitable transistor repair jobs . . . portable radios and TV sets, amplifiers, hearing aids, phonographs, car radios, other special equipment! Famous Check-Chart system actually pin-points the trouble for you in minutes. No complex theory or math. Down-to-earth, practical circuit descriptions, service methods and trouble-shooting techniques. 525 pages; hundreds of illustrations, photos, diagrams; 120 Check-Charts; special reference and specification sections. This amazing new trouble-shooting look will quickly pay for itself in profitable new business added and valuable time saved!

USE IT FOR 7 DAYS FREE

Send no money, just the coupon. We'll rush your copy on FREE TRIAL. After 7 days, send only \$5.95 plus postage . . . or return the book and pay nothing! Fill out the coupon and mail today!

MAIL COUPON NOW!

Educational Book Publishing Div.
 COYNE ELECTRICAL SCHOOL, Dept. A9-PE
 1501 W. Congress Pkwy., Chicago 7, Ill.

Rush TRANSISTOR handbook for 7-day FREE TRIAL per offer.

Name

Address

City

Zone

State

Check here if you enclose \$5.95. We pay postage. 7-day money-back guarantee.

**POPULAR
ELECTRONICS**

BARGAIN BASEMENT

SAVE ON THESE SPECIAL BUYS OF THE MONTH

ONE CENT SALE Buy One At Our Regular Low Price And Get The Second For Only 1c More

CITIZENS BAND TRANSMITTER (27 MC) chassis complete with crystal. \$9.99 ea. two for \$10.00.
TRANSMITTER similar to above but with 5 watt RF stage instead of 1 watt. \$12.49 ea. two for \$12.50.
CITIZENS BAND RECEIVER chassis tunable through all 22 channels. Complete with audio amplifier. \$9.99 ea. two for \$10.00.
AMATEUR BAND TRANSCEIVER (144-148 MC) chassis with dual VHF triodes for walkie-talkie radiophone. \$9.99 ea. two for \$10.00.
COILED CORD 4 conductor 11' telephone cord. Extends to over 4 ft. .99 ea. two for \$1.00.
KIT OF PARTS for AM-FM VHF radio receiver. Tunable from 80-200 mc. which includes U.S. satellite frequencies. \$6.99 ea. two for \$7.00.
SUPER SPECIAL: 25 watt, 30 to 40 mc. crystal controlled FM radiophone mobile transmitter with 8 tubes and dynamotor power supply. Orig. cost over \$300.00. Can be converted to Citizens Band. Used good condition \$24.99 ea. two for \$25.00 F.O.B. Hollis N.Y.

LIMITED QUANTITY—NO LITERATURE OR CATALOG
 Remit in full. Include sufficient postage. No C.O.D.'s.

VANGUARD ELECTRONIC LABS. Box 12-E10
 Hollis, 23, N.Y.

POWER TRANSISTOR CLEARANCE SALE!!!

2N255 2 for \$1.99	2N256 2 for \$1.99
2N554 2 for 2.49	2N176 2 for 4.49
2N464 2 for 2.99	2N234A 2 for 2.89
1N34 Diodes 2 for \$.59	1N48 Diodes 2 for \$.59
1N60 " " 2 for .59	1N64 " " 2 for .59
65 Ma. Sel. Rect.	2 for .79	75 Ma. Sel. Rect.	2 for .99
100 Ma. " "	2 for 1.09	300 Ma. " "	2 for 1.79
400 Ma. " "	2 for 1.89	500 Ma. " "	2 for 1.99
500 Ma. Silicon Rectifiers 2 for 1.99		

Varicap High Q Voltage Variable Capacitor—Herm. Sealed 3 to 30 MMF—1 to 500 Megacycles—Peak 200 volts. Only \$ 1.39
 Hi-Power Transistor Radio—6 Transistors+2 Thermistors Kid Leather Case—Earphone & Speaker—Long Life Battery..... Only \$24.99
 \$9.00 Federal 402D3699 Bridge Rectifiers—Restack for Various Voltages & Applications..... Only \$.69

GROVE ELECTRONIC SUPPLY CO.
 4103 W. BELMONT AVE. CHICAGO 41, ILLINOIS
 Include 25c for Postage—or 50% Deposit, Balance C.O.D.

EXPERIMENTERS AMATEURS HOBBYISTS

We are again reducing a large inventory of brand new vacuum tubes and this "get-acquainted" offer is limited to the stock on hand. All tubes in each assortment are different, and every tube is brand-spanking new.

- 10 electron tubes including 3" cathode ray tube only... \$1.95
- 15 including 5" CRT... \$2.95 20 including 7" CRT... \$3.95
- All three of the above assortments for just... \$7.95


Order early and we will include in your assortment a special high voltage rectifier and famous WE-717-A tubes. Your order will be sent via insured parcel post; just pay postman postage plus small COD charge. We have many unbelievable values in government electronic surplus, much of it for sale at prices representing mere pennies on the dollar of cost.

WRITE FOR FREE GOVERNMENT SURPLUS BARGAIN BULLETIN

JOE PALMER

P. O. Box 6188 CCC Sacramento, California

Say You Saw It in
POPULAR ELECTRONICS



YOUR COPIES OF POPULAR ELECTRONICS ARE VALUABLE

KEEP THEM
 NEAT . . . CLEAN
 . . . READY FOR
 INSTANT REFERENCE!

Now you can keep a year's copies of POPULAR ELECTRONICS in a rich-looking leatherette file that makes it easy to locate any issue for ready reference.

Specially designed for POPULAR ELECTRONICS, this handy file—with its distinctive, washable Kivar cover and 16-carat gold leaf lettering—not only looks good but keeps every issue neat, clean and orderly. So don't risk tearing and soiling your copies of POPULAR ELECTRONICS—always a ready source of valuable information. Order several of these POPULAR ELECTRONICS volume files today. They are \$2.50 each, postpaid—3 for \$7.00, or 6 for \$13.00. Satisfaction guaranteed or your money back. Order direct from:

JESSE JONES BOX CORP., Dept. PE

Box 5120

(Established 1843)

Philadelphia 41, Pa.

FREE!

ONE YEAR SUBSCRIPTION

(8 Issues—One Every Six Weeks)

To the Value Packed

Olson Radio Catalog!

Here are a few samples of the more than 2,500 BIG VALUES you will find in the Olson Radio Catalogs . . .

New! ELECTRONIC SERVICE KIT With Weller 125 Watt Soldering Gun



All 12 pcs. • 6" Diagonal Cutters
• 6" Needle Nose Pliers
• Six Screwdrivers

\$6.94

No. AS-430

(90/125 watts), has prefocused light, and heats to soldering temperature

in 5 seconds. Service kit also includes wire brush, soldering aid, solder, 6" diagonal cutters, 6" needle nose pliers and 6 amber handled screwdrivers; 11" heavy duty, 9" mechanics, 8" cabinet, 7" phillips head, 8" pocket and 3½" stubby.



11 Piece Chassis PUNCH SET

Includes Reamer



\$5.88

No. TL-246


Cuts holes for mounting jacks, switches, pilot lights, tube sockets, etc. Five popular sizes: ½", ¾", 1", 1½" and 1¾" diameter. Fluted reamer cuts from ⅛" to ½". Complete set housed in wood case with handle. **Regular \$14.86 value.**



General Electric Model GC-7

STEREOPHONIC CARTRIDGE

With DIAMOND STYLUS



Regular \$23.95

OLSON PRICE

\$9.95

Stock No. PC-43

The famous General Electric "Stereo Classic" magnetic cartridge model GC-7 features excellent compliance and optimum stereo pickup. Plays both stereo and monaural records. Response 20 to 17,000 cps. Tracking force 3.5 to 7 grams. Dual metal shield prevents hum pickup. Low IM and harmonic distortion. Stylus is easily replaceable and floats on special damping cushions. 20 DB channel separation guarantees clean, well defined reproduction. Dual mounting centers: 7/16" and ½". Equipped with .0007" DIAMOND stylus.

More OLSON Values . . .

You will also find in Olson's Bargain Catalog: Columbia Diamond needles @ \$4.49; 12" Norelco Speaker (Model 9762M) @ \$23.99; R.C.A. Custom (LP) Hi-Fi Records @ 99¢; 1200' of Recording Tape @ \$1.33; 3 Lens Turret Microscope @ \$3.95; 8 MM Movie Camera @ \$27.73; Portable TV Covers @ 19¢; 7 Jeweler's Pliers @ \$3.73; AC-DC Multitester @ \$8.46; FM Antenna Kit @ \$5.86; 1U4 Tubes @ 29¢; 6 Volt Stewart-Warner Motors @ \$1.00; 232 Resistors @ \$3.99; 50 Cornell-Dubilier Condensers @ 39¢; Auto Antennas @ \$1.99; 4 Transistor Hearing Aids @ \$29.50; Phono Preamp @ \$5.95; Monarch Stereo Changer @ \$18.95; **PLUS THOUSANDS OF OTHER OUTSTANDING OLSON RADIO BARGAINS!**



Olson—Bargain Specialists for 28 Years

FILL IN COUPON AND MAIL TO:

OLSON RADIO CORPORATION

800 S. Forge St.

Akron 8, Ohio

- FREE One Year Subscription to Olson Catalog.
- Electronic Service Kit @ \$6.94 (AS-430)
- 11-Pc. Punch Set @ \$5.88 (TL-246)
- G.E. Stereo Cartridge @ \$9.95 (PC-43)
- Check M.O. C.O.D.

Name _____

Address _____


City _____

Zone _____ State _____

Include postage with remittance. Send \$2.00 deposit with C.O.D. orders—Olson will ship for the balance.

OLSON RADIO CORP.

800 S. FORGE STREET
AKRON 8, OHIO



ELECTRONICS MARKET PLACE

RATE: 50¢ per word. Minimum 10 words prepaid. December issue closes October 6th. Send order and remittance to POPULAR ELECTRONICS, 1 Park Ave., New York 16, N. Y.

FOR SALE

ELECTRONIC Surplus Monthly. Wholesale and retail. 12 issues, \$1.00. Box 784, Wash. 4, D. C.

15 TESTED One tube circuits—25¢, with Transistor experiments, catalog. Laboratories, 1131-L Valota, Redwood City, California.

MOBILE Hi-Fi, Features, F-M A-M Convertors, Tape Recorders, Etc., Send \$5.00 for Illustrated Booklet, Ekeradio, 650 N. Fair Oaks, Pasadena, California.

GOVERNMENT Surplus Receivers, Transmitters, Snooperscopes, Parabolic Reflectors, Picture Catalog 10¢. Meshna, Malden 48, Mass.

TRADE-IN Television Sets \$9.95 Plus Shipping. Jones TV, Sanatoga, Pa.

TELEVISION & Radio Tubes, Parts and Supplies. Guaranteed. Hi-Quality Tube Co., Inc., 284 Lafayette St., Rahway, New Jersey.

TUBES—TV, Radio, Transmitting and Industrial Types at Sensibly Low Prices. New, Guaranteed 1st Quality Top Name Brands Only. Write for Free Catalog or Call WALKER 5-7000. Barry Electronics Corp., 512 Broadway, New York 12N, N. Y.

DIAGRAMS for repairing radios \$1.00, Television \$2.00. Give make, model. Diagram Service, Box 672-PE, Hartford 1, Conn.

FM TUNERS, 88-108 megacycles, 4 tubes complete, \$14.95. Grutman, 1 E. 167 St., N. Y. 52, N. Y.

BARGAIN parts kit M102—Fabulous Assortment—20 pounds, 50 items, \$50 value for \$3.00. (Add Postage.) MDC, 944 W. Tioga Street, Phila. 40, Pa.

RADIO T. V. Amateur Repairs. New 3 $\frac{3}{4}$ " x 5 $\frac{3}{4}$ " 6 Transistor Pocket Radios completely assembled in case with speaker and ear jack. Need slight adjustment. Retail for \$39.95. Parts Value \$14.00. \$7.50 each. 3 for \$21.00. 25% Deposit on all C.O.D.'s. Postage prepaid on advance payment. Cees Trading Co., Inc., 1344 S. Halsted, Chicago 7, Ill.

PHONOGRAPH Records cheap, postpaid. Catalogue. Paramount, Box 2026—E, Pine Castle, Florida.

CITIZENS' Two-Way radiotelephone for business or pleasure. Gonset, Hallicrafters, Johnson. Range 10 to 20 miles. Easily licensed. Free literature. Communications Equipment Company, Dept. PE, 518 State Street, La Crosse, Wisconsin.

20-WATT 80-40 CW transmitters with power supply, less crystal, \$25.95 postpaid with remittance. Jackson Electronics, 1605 So. Raleigh, Denver 19, Colorado.

WALKIE-TALKIE Build citizen's band portable radio-telephone for \$20.00. Plans \$1.00. U. S. Electronics, 7400 Jackson, Birmingham, Michigan.

PROFESSIONAL Electronics Projects—Organs, Timers, Counters, Intercoms, etc.—\$1 each. List Free. Parks, Box 1665, Lake City, Seattle 55, Washington.

ELECTRONIC Organ Parts—Special transformers, coils, diagrams. R. E. Pavelka Company, Box 5985, Cleveland 1, Ohio.

Kit. 4' ham operating desk. Assembles easily in minutes using screw-driver alone. Well-designed to fit any decor. Constructed with $\frac{3}{4}$ " Particle Board for strength and appearance. Attractive as is or takes any kind of finish. Two levels for equipment with special tilt on rear of desk level for easy meter and dial readings. Special storage shelf below and pre-assembled desk pull-out slide. Ample room for any station with plenty of desk space. Complete with step-by-step instructions and hardware. Amateur net \$39.95 F.O.B. Orange, New Jersey. Write for Free literature. Delta Products Co., Dept. A., 49 S. Day Street, Orange, New Jersey.

BARGAINS—on Resistors, Capacitors, Transformer, and other Electronic parts. Write for catalogue, just send 20¢. JJJ Electronics & Co., Box 226, Yerington, Nev.

FREE Fluorescent Bargain Catalog—Fixture kits, Fixtures, Circulines, Parts. Shoplite, 650 E Franklin, Nutley 10, New Jersey.


WANTED

CASH Paid! Sell your surplus electronic tubes. Want unused, clean transmitting, special purpose, receiving, TV types, magnetrons, klystrons, broadcast, etc. Also want military & commercial lab test and communications gear. We swap too, for tubes or choice equipment. Send specific details in first letter. For a fair deal write, wire or telephone: Barry, 512 Broadway, New York 12, N. Y. WALKER 5-7000.

CASH for used short-wave Ham Receivers, Transmitters and Accessories. Treger, W91VJ. 2023 N. Harlem Ave., Chicago 35, TXtedo 9-6429.

CYLINDER and old disc phonographs. Edison Conqueror, Idelia, and Oratorio models. Berliner Gramophones and Zono-o-phones, Columbia cylinder Gramophones, and Coin-operated cylinder Phonos. Want old catalogues and literature on early phonos prior to 1919. Will pay cash or trade late hi-fi components. Popular Electronics, Box 50, 1 Park Ave., New York 16, N. Y.

HIGH-FIDELITY



HI-Fi Converter. Console sound from your radio, television, tape recorder, phonograph, with new speaker and enclosure kit. Free folder. Windhaven Radio, Box 13-J-74, Baroda, Michigan.

RECORDERS, Hi Fi. Free Wholesale Catalogue. Carston, 125-P East 88, N.Y.C. 28.

DISGUSTED with "Hi" Hi-Fi Prices? Unusual discounts on your High Fidelity Requirements. Write Key Electronics, 120 Liberty St., New York 6, N. Y. EVERgreen 4-6071.

UNUSUAL Values. HiFi Components, tapes and tape recorders. Send for package quotations. Stereo Center, 18 W. 37 St., N. Y. C.

TAPE & RECORDERS

HIGHEST Trade-In Allowances Toward Ampex, Concertone, Crown, Ferrograph, Presto, Pentron, Components. Accessories. Catalog. Boynton Studio, 10-PE Pennsylvania, Tuckahoe, N. Y.

TAPE Recorders, Hi-Fi Components, Sleep Learning Equipment, Tapes, Unusual Values. Free Catalog. Dressner, 69-02F, 174 St., Flushing 65, N. Y.

RECORDERS, Tapes, HiFi Components, Four Track Stereo Replacement Heads. Catalogue. Efsco, 270-P Concord, West Hempstead, N. Y.

RECORDS From Your Tapes. LP's—78's—45's 12 inch LP—\$6.00; 3/\$15.00. I. M. P., Box B, 1266 Oak Bluffs, Mass.

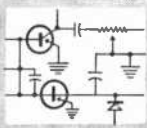
PLASTICS

NEW Liquid Casting Plastic, clear colors. Embed real flowers, minerals, biological specimens, delicate instruments, electronic parts. Also cold-setting resin and fiberglass for laminating, casting, molding, coating. Manual 25¢. Castolite, Dept. K-108, Woodstock, Illinois.

BUSINESS OPPORTUNITIES

RADIO Parts Stores and Hi-Fi Salons! Someone "borrowing" your personal copy of Popular Electronics each month? You ought to be taking advantage of Popular Electronics' convenient re-sale plan. Sell copies in your store . . . perform a good service for your customers . . . with no risk involved. For details, write: Direct Sales Department, Popular Electronics, One Park Avenue, New York 16, New York.

INSTRUCTION



ELECTRONIC And Aeronautical Engineering Technology. Two Year Courses. Bachelor of Science Degree in three years. Northrop Institute in Southern California prepares you for highly paid positions in Aviation and Electronic industries. Employment assistance during school and after graduation. Approved for Veterans. Write for free catalog. Northrop Institute of Technology, 1183 Arbor Vitae, Inglewood 1, California.

BOOKS 10¢—all subjects—catalog 10¢. Cosmic, Clayton 2-3, Ga.

COMPLETE Correspondence Course in Radio, TV, & Electronics. Only 12 sections. Includes 1st Class License Prep. Very Low rates. Ascot School of Electronics, Box 29092, Los Angeles 29, Calif.

SPECIAL offer, complete correspondence course in Radio, Electronics and Television. All new material. Only \$49.50. Formerly sold for over \$300.00. 44 books, over 2000 pages. Limited supply. For details write Dept. PE, Electronics Training, P. O. Box 764, Pittsburgh 30, Pennsylvania.

DETECTIVE Profession. Home Study. Badge, Certificate, Future. Box 41197-AG, Los Angeles 41, California.

ALGEBRA or Calculus, Powerful Modern Mathematics, Easy Practical Lessons, First Four \$1, Mathco, 4256-8 Minnor, Cincinnati 17, Ohio.

LEARN While Asleep, Hypnotize with your recorder, phonograph or amazing new Electronic Educator endless tape recorder. Catalog, details free. Sleep-learning Association, Box 24-ZD, Olympia, Washington.

TELEPHONE Extension in your car. Answer your home telephone by radio from your car. Complete diagrams and instructions \$1.25. C. Carrier Co., 5880 Hollywood Blvd., Hollywood 28, Calif.

EAVESDROP with a pack of cigarettes. Miniature transistorized radio transmitter. Complete diagrams and instructions \$1.25. C. Carrier Co., 5880 Hollywood Blvd., Hollywood 28, Calif.

POLICE Radar Detector. Stop before those radar speed traps. Fool proof, legal system. Complete diagrams and instructions \$2.75. C. Carrier Co., 5880 Hollywood Blvd., Hollywood 28, Calif.

BE a Spy! Correspondence course in wire tapping, bugging, recording techniques, microphotography, invisible and remote photography, telescopic and aerial photography. Lessons in surveillance, tailing and use of equipment. Complete course \$22.50. C. Carrier Co., 5880 Hollywood Blvd., Hollywood 28, Calif.

TV Tape Recorder. Correspondence course and home construction details. Build your own Television Recorder. Complete course and construction details \$18.75. C. Carrier Co., 5880 Hollywood Blvd., Hollywood 28, Calif.

PATENTS

SAVE High Fees. Apply for your patent yourself. New Kit now makes it easy. Free "Registration Form." Miss Clare Arden, 806 Wm. Penn Annex, Philadelphia 5, Pa.

INVENTIONS WANTED

INVENTIONS wanted. Patented: unpatented. Global Marketing Service, 2420 77th, Oakland 5, Calif.

INVENTIONS wanted for immediate promotion. Patented; unpatented. Casco, 703 Bernley Building, Philadelphia 7, Penna.

MISCELLANEOUS

METERS and test equipment repaired Meter sales. Free list. Bigelow Electronics, P. O. Box 1, Bluffton, Ohio.

KITS wired and tested. Naczas Kit Service, 273 Belmont Street, Manchester, N. H.

SHOPPING GUIDE Classified

A HANDY REFERENCE TO PRODUCTS AND SERVICES NOT NECESSARILY ELECTRONIC, BUT OF WIDE GENERAL INTEREST.

STAMPS & COINS

REVISED Coin Bargain Catalog, 25¢! Dollar Collections: (7 Indian Cents); (6 Liberty Nickels)—both, \$1.89! "Prices Paid" listing, \$1.00! Sullivan, 128-FJ East Fourth, St. Paul 1, Minn.

105 DIFFERENT U.S. stamps 25¢. Approvals included. Shelron, Box 907-E, New York 8, N. Y.

BUSINESS OPPORTUNITIES

BUY direct from factories—Appliances, Cameras, Watches! Free details! Cam Company, 6810 PE—20th Ave., Brooklyn 4, N. Y.

VENDING Machines—No Selling. Operate a route of coin machines and earn amazing profits. 32-page catalog free. Parkway Machine Corporation, Dept. 12, 715 Ensor St., Baltimore 2, Md.

MAKE \$25-\$50 Week, clipping newspaper items for publishers. Some clippings worth \$5.00 each. Particulars free. National, 81-DG, Knickerbocker Station, New York City.

WE Pay \$4.50 lb. dried. Grow Mushrooms. Cellar, shed and outdoors. Spare, full time, year round. We pay \$4.50 lb. Free Book. Mushrooms, Dept. 334, 2954 Admiral Way, Seattle, Wash.

EARN Money At Home raising fishworms for us! Backyard, garage, basement. We buy your crop! Inquire: Oakhaven—103, Cedar Hill, Texas.

OPERATE Profitable mail order business!! Write: Bond, 1637-X, West Vernon, Phoenix, Arizona.

EARN extra money selling advertising book matches. Free samples furnished. Matchcorp, Dept. MD-109, Chicago 32, Illinois.

LEATHERCRAFT

FREE "Do-It-Yourself" Leathercraft Catalog. Tandy Leather Company, Box 791—D31, Fort Worth, Texas.

PHOTOGRAPHY—FILM EQUIPMENT, SERVICES

OPTICAL Bargains—Request Free Giant Catalog "CJ." 96 pages—Astronomical Telescopes, Microscopes, Lenses, Binoculars, Kits, Parts. Amazing war surplus bargains. Edmund Scientific Co., Barrington, New Jersey.

EMPLOYMENT INFORMATION

FOREIGN Employment Information—\$1. Parks, Box 1665A, Lake City, Seattle 55, Wash.

JOBS Overseas! Janecek Development Co., 109 Hub Station, New York 55, N. Y.

AMERICAN Overseas Jobs. High Pay. Men, Women, Transportation Paid. Free Information. Write: Transworld, Dept. NT, 200 West 34th St., New York 1.

JOBS on Ships and Yachts Traveling Foreign Countries. Davenport's, 1354-N, GPO, N. Y. 1, N. Y.

MISCELLANEOUS

TYPEWRITERS, Adders, Calculators, IBM Electrics \$89.50. Standards \$17.50. Free Catalog. Giberti, Dept. 4, 149 Orchard St., White Plains, New York.

YOUR free copy of the World's biggest sales magazine tells you how and where to make more money on your own selling. Write Specialty Salesman Magazine, Desk E, 307 North Michigan, Chicago 1.

BECOME Tax Consultant. Graduates earn \$1,000-\$3,000 every tax season preparing returns evenings. State approved. Union Institute, Lakewood 3D, N. J.

SONGPOEMS And Lyrics Wanted! Mail to: Tin Pan Alley, Inc., 1650 Broadway, New York 19, N. Y.

"WINEMAKING: Beer, Ale Brewing." Illustrated. \$2.00. Eaton Books, Box 1242-C, Santa Rosa, California.

REFINISH Dark Cabinets into Modern Blond without removing old finish. Free Literature. Flamholtz Products Co., Box 461, No. Grafton, Mass.

NEW Magnifying clip-ons fit over your eyeglasses. Ideal for Hobbyists, Mechanics, etc. Eliminates need for Bifocals. Only \$3.95. George Greenspan, Optician, 190 Tapscott St., Brooklyn 12, N. Y.

HIGHEST Cash For Old Gold, Jewelry, Gold Teeth, Watches, Diamonds, Silverware. Free Information. Rose Refiners, 29-PK East Madison, Chicago 2.



WANTED! *Equipment, components or parts!*

The 235,000 purchasers of **POPULAR ELECTRONICS** are always in the market for good used equipment or components. So, if you have something to sell, let PE readers know about it in our classified columns.


It costs very little: just 50¢ per word including name and address. Minimum message: 10 words. For further information, write:

Martin Lincoln
POPULAR ELECTRONICS
One Park Ave., New York 16, N. Y.

ADVERTISER'S INDEX Popular Electronics October

ADVERTISER	PAGE NO.
Accordian Manufacturers & Wholesalers	142
Allied Radio	18, 19, 135
Audit Bureau of Circulation	116
Bailey Technical Schools	32
Bell Telephone Laboratories	25
Bigelow Electronics	146
Blonder-Tongue Laboratories	150
Bowes "Seal-Fast" Corp.	139
Burstein-Applebee Co.	110
Capitol Radio Engineering Institute	21
Century Electronics Co., Inc.	118, 119
Christy Trades School	124
Cisin, H. G.	157
Cleveland Institute of Electronics	103
Components Corp.	156
Cosmos Industries	151
Coyne Electrical School	15, 157
Cutick Electronics Hi-Fi Radio and Parts	140
DeVry Technical Institute	7
EICO	38, 40
Electroacoustic Corp.	136
Electronics Schools	142
Electrophono & Parts Corp.	137
Electro-Voice, Inc.	5
Eric Resistor Corporation	24
Garfield Co., Inc. Oliver	153
General Cement Mfg. Co.	144
Globe Electronics	134
Gonset	144
Grantnam Scientific Electronics	17
Gray High Fidelity Division	129
Grove Electronic Supply Company	158
Halco Electronics	116
Hallcrafters	116
Heath Company	104, 105, 106, 107, 108, 109
Hershel Radio Co.	149
Hi Fi Annual Box Corp.	137
Hi Fi Directory	137
Hy-Grain Antenna Products Co.	126
Indiana Technical College	140
Instructograph Company	134
International Correspondence Schools	13
International Crystal Mfg. Co., Inc.	153
Jensen Industries, Inc.	138
Jesse Jones Box Corp.	158
E. F. Johnson Company	130
Kester-Solder Company	146
Kelco Electronics Co.	154
Kuhn Electronics	138
L. B. Electronics	147
Lafayette Radio	114, 115
Leiken	133
McGraw-Hill Book Co.	39
Micro Electron Tube Co.	33
Midway Company	144, 154
Milner, Gustave	140
Milwaukee School of Engineering	141
Modernaphone, Inc.	130
Mosley Electronics, Inc.	14
Moss Electronics, Inc.	164, 3rd Cover, 4th Cover
National Radio Institute	34, 131, 132
National Schools	29
Neil Co., The	150
North American Philips, Inc.	22
Olsen Radio Warehouse	159
Orr Industries, Inc.	20
Pacific International University	158
Paco Electronics Co., Inc.	28
Palmer, Joe	158
Permoflux	16
Peterson Radio Company	126
Phila. Wireless Technical Institute	142
Photo Directory	151
Picture Tube Cuts	140
Popular Electronics Beginner's Luck	152
Popular Electronics Classified	162
Popular Electronics Direct Sales Department	146
Popular Electronics Subscriptions	112
Popular Electronics Upcoming Contents	148
Port Arthur College	127
Progressive "Edu-Kits" Inc.	13
RCA Institutes, Inc.	26, 27
Radio Shack Corp.	145
Rad-Tel Tube Co.	121
Reeves Sounders, Corp.	112
Rek-O-Cut	143
Rigo Shows	154
Rinshart & Co., Inc.	10, 11
Rockbar Corporation	35
Schober Organ Corp., The	36
Scott, H. H.	124
Scott Manufacturing Co.	124
Sherwood Electronic Laboratories	9
Sleep-Learning Research Ass'n.	156
Sonotone Corp.	122
Soundronic Labs	156
Sprayberry Academy of Radio-Television	37
Springfield Enterprises	136
Stereo Disk	153
Sylvania Electric Products Inc.	12
Texas Crystals	110
Thorens Co.	2nd Cover
Tru-Vac Electric Company	11
Turner Company	140
U. S. Air Force	23
U. S. Army	23
University of Gouperes, Inc.	120
Valpairalso Technical Institute	146
Vanguard Electronic Labs.	158
Van Nostrand and Company, Inc. D.	120
Vidco Electric Company	225
Weathers Industries	142
Weller Electric Company	125
Wen Products	129
Western Radio	136, 150, 156
World Radio Laboratories	149
Wuerth Tube Saver	128
Xcelite Inc.	28
Your Career in Electronics	117
Ziff Davis Electronics Books Division	146

Brand New!



Special to our readers for only...

As a man who is seriously interested in hi-fi, you will certainly want to be among the first to take advantage of this new and important test record. It will enable you to know your system inside-out. As a result, your listening enjoyment will be even greater than ever before.

Here are some of the questions this record will answer for you!

- ✓ How good is my stylus? Is it worn? Will it damage my records?
- ✓ What about my stereo cartridge? Does it have enough vertical compliance so that it won't ruin my expensive stereo records?
- ✓ Is my turntable running at the right speed? Is it free of rumble, wow, and flutter?
- ✓ What sort of standing waves do I get in my listening room?
- ✓ Are my speakers hooked up correctly? Are they phased properly, and is the correct speaker connected to the right stereo channel?
- ✓ How perfectly is my system equalized?
- ✓ What about separation? Is it adequate?

You'll get on-the-spot-answers to these and many other questions when you use this Stereo-Monophonic Test Record. It's the most complete test record of its kind—contains the widest range of essential check-points ever incorporated into one test disc! And, best of all, you need no expensive test equipment when you use this record! Just listen and get the thorough results you want—all checks can be made by ear!

As a man who is seriously interested in hi-fi, you can immediately see the ex-

traordinary 2-way value you get from this special test record. First, it guides you in evaluating the quality of reproduction your equipment now produces. Second, it specifies the adjustments necessary to get the best recorded sound you have ever heard! Add up the advantages! Check the special low price! This is easily the best value of the year for everyone who owns a hi-fi system—either monophonic or stereo!

Supply limited—Order your Test Record for just \$1 now!

This stereo-monophonic test record will only be sold to you by mail, at the special reader-price of just \$1. You can be sure that it comes as close to perfection as is humanly possible because the editors of *Electronics World*—leading technical magazine in the field of electronics—have poured their accu-

Special Features of ELECTRONICS WORLD 7" Stereo-Monophonic Test Record

- Four bands for stereo checks only—plus three bands for checking stereo or monophonic equipment!
- Made of top-quality virgin vinyl for long wear!
- Specially-reinforced center resists wear!
- Delivered in special polyethylene envelope—dust and dirt are sealed out!
- Fully guaranteed!

mulated know-how into this project for a period of many, many months. But the supply is limited, so it will have to be *first-come, first-served!* Avoid disappointment—place your order right now. Fill in and mail the coupon, together with your check (\$1 per record) *today!*

POPULAR ELECTRONICS • P. O. Box 523, New York 8, N. Y.

Please send me _____ test records at \$1 each. My check (or money order) for \$_____ is enclosed. I understand that you will pay the postage and that each record is fully guaranteed.

Name _____ Please print


Address _____

City _____ Zone _____ State _____

SORRY—no charges or C.O.D. orders!

E10

SHIPPED ON APPROVAL NO MONEY WITH ORDER — NO C. O. D.



SUPERIOR'S
NEW
MODEL 83

C.R.T. TESTER

Tests and Rejuvenates ALL PICTURE TUBES

ALL BLACK AND WHITE TUBES

From 50 degree to 110 degree types
—from 8" to 30" types.

Model 83 is not simply a refashed black and white C.R.T. Tester with a color adapter added. Model 83 employs a new improved circuit designed specifically to test the older type black and white tubes, the newer type black and white tubes and all color picture tubes. Model 83 provides separate filament operating voltages for the older 6.3 types and the newer 8.4 types. Model 83 employs a 4" air-damped meter with quality and calibrated scales. Model 83 properly tests the red, green and blue sections of color tubes individually—for each section of a color tube contains its own filament, plate, grid and cathode. Model 83 will detect tubes which are apparently good but require rejuvenation. Such tubes will provide a picture seemingly good

ALL COLOR TUBES

Test All picture tubes—in the carton—out of the carton—in the set!

but lacking in proper definition, contrast and focus. To test for such malfunction, you simply press the rej. switch of Model 83. If the tube is weakening, the meter reading will indicate the condition. Rejuvenation of picture tubes is not simply a matter of applying a high voltage to the filament. Such voltages improperly applied can strip the cathode of the oxide coating essential for proper emission. The Model 83 applies a selective low voltage uniformly to assure increased life with no danger of cathode damage.

Housed in handsome portable Saddle Stitched Texon case—
complete with sockets for all black and white tubes and all color tubes. Only **\$ 38.50**

Model 83—C.R.T. Tube Tester

Total Price **\$38.50**

Terms: \$8.50 after 10 day trial, then \$6.00 monthly for 5 months if satisfactory. Otherwise return, no explanation necessary.


Superior's New Model TV-50A GENOMETER

7 Signal Generators in One!

- ✓ R.F. Signal Generator for A.M.
- ✓ Bar Generator
- ✓ R.F. Signal Generator for F.M.
- ✓ Cross Hatch Generator
- ✓ Audio Frequency Generator
- ✓ Color Dot Pattern Generator
- ✓ Marker Generator

This versatile All-Inclusive GENERATOR Provides ALL the Outputs for Servicing:

A.M. Radio • F.M. Radio • Amplifiers • Black and White TV • Color TV



Model TV-50A GENOMETER

Total Price **\$47.50**

Terms: \$11.50 after 10 day trial, then \$6.00 monthly for 6 months if satisfactory. Otherwise return, no explanation necessary.

R. F. SIGNAL GENERATOR: The Model TV-50A Genometer provides complete coverage for A.M. and F.M. alignment. Generates Radio Frequencies from 100 Kilocycles to 60 Megacycles on fundamentals and from 60 Megacycles to 180 Megacycles on powerful harmonics.

VARIABLE AUDIO FREQUENCY GENERATOR: In addition to a fixed 400 cycle sine-wave audio, the Model TV-50A Genometer provides a variable 300 cycle to 20,000 cycle peaked wave audio signal.

BAR GENERATOR: The Model TV-50A projects an actual Bar Pattern on any TV Receiver Screen. Patterns will consist of 4 to 16 horizontal bars or 7 to 20 vertical bars.

CROSS HATCH GENERATOR: The Model TV-50A Genometer will project a cross-hatch pattern on any TV picture tube. The pattern will consist of non-shifting, horizontal and vertical lines interlaced to provide a stable cross-hatch effect.

DOT PATTERN GENERATOR (FOR COLOR TV) Although you will be able to use most of your regular standard equipment for servicing Color TV, the one addition which is a "must" is a Dot Pattern Generator. The Dot Pattern projected on any color TV Receiver tube by the Model TV-50A will enable you to adjust for proper color convergence.

MARKER GENERATOR: The Model TV-50A includes all the most frequently needed marker points. The following markers are provided: 189 Kc., 262.5 Kc., 456 Kc., 600 Kc., 1000 Kc., 1400 Kc., 1600 Kc., 2000 Kc., 2500 Kc., 3579 Kc., 4.5 Mc., 5 Mc., 10.7 Mc., (3579 Kc. is the color burst frequency).

The Model TV-50A comes absolutely complete with shielded leads and operating instructions. Only **\$47.50**

USE APPROVAL FORM ON NEXT PAGE

We invite you to try before you buy any of the models described on this and the following pages. If after a 10 day trial you are completely satisfied and decide to keep the Tester, you need send us only the down payment and agree to pay the balance due at the monthly indicated rate.

NO INTEREST OR FINANCE CHARGES ADDED!

If not completely satisfied, you are privileged to return the Tester to us, cancelling any further obligation.

MOSS ELECTRONIC, INC.

Dept. D-665 3849 Tenth Avenue, New York 34, N. Y.

TRY FOR 10 DAYS

before you buy!

then if satisfactory pay in easy, interest free, monthly payments. See coupon below.



Model 82A—Tube Tester
Total Price **\$36.50**

Terms: \$6.50 after 10 day trial, then \$6.00 monthly for 5 months if satisfactory. Otherwise return, no explanation necessary.

Superior's New Model 82A **A truly do-it-yourself type TUBE TESTER**

TEST ANY TUBE IN 10 SECONDS FLAT!

- 1 Turn the filament selector switch to position specified.
- 2 Insert it into a numbered socket as designated on our chart (over 600 types included).
- 3 Press down the quality button—

THAT'S ALL! Read emission quality direct on bad-good meter scale.

FEATURES:

- Tests over 600 tube types. • Tests OZ4 and other gas-filled tubes. • Employs new 4" meter with sealed air-damping chamber resulting in accurate vibrationless readings. • Use of 22 sockets permits testing all popular tube types and prevents possible obsolescence. • Dual Scale meter permits testing of low current tubes. • 7 and 9 pin straighteners mounted on panel. • All sections of multi-element tubes tested simultaneously. • Ultra-sensitive leakage test circuit will indicate leakage up to 5 megohms.

Production of this Model was delayed a full year pending careful study by Superior's engineering staff of this new method of testing tubes. Don't let the low price mislead you! We claim Model 82A will outperform similar looking units which sell for much more—and as proof, we offer to ship it on our examine before you buy policy.

Model 82A comes housed in handsome, portable, Saddle-Stitched Texon case. Only... **\$36.50 Net**



Model TW-11—Tube Tester
Total Price **\$47.50**

Terms: \$11.50 after 10 day trial, then \$6.00 monthly for 6 months if satisfactory. Otherwise return, no explanation necessary.

Superior's **STANDARD PROFESSIONAL** New Model **TUBE TESTER** TW-11

- Tests all tubes, including 4, 5, 6, 7, Octal, Lockin, Hearing Aid, Thyatron, Miniatures, Sub-miniatures, Novols, Subminars, Proximity Fuse Types, etc.

- Uses the new self-cleaning Lever Action Switches for individual element testing. All elements are numbered according to pin-number in the RMA base numbering system. Model TW-11 does not use combination type sockets. Instead individual sockets are used for each type of tube. Thus it is impossible to damage a tube by inserting it in the wrong socket.

- Free-moving built-in roll chart provides complete data for all tubes. Printed in large easy-to-read type.

NOISE TEST: Phono-jack on front panel for plugging in either phones or external amplifier detects microphonic tubes or noise due to faulty elements and loose internal connections.

EXTRAORDINARY FEATURE SEPARATE SCALE FOR LOW-CURRENT TUBES Previously, on emission-type tube testers, it has been standard practice to use one scale for all tubes. As a result, the calibration for low-current types has been restricted to a small portion of the scale. The extra scale used here greatly simplifies testing of low-current types. Housed in hand-rubbed oak cabinet **\$47.50 Net**

We invite you to try before you buy any of the models described on this page, the preceding page and the following pages. If after a 10 day trial you are completely satisfied and decide to keep the Tester, you need send us only the down payment and agree to pay the balance due at the monthly indicated rate.

NO INTEREST OR FINANCE CHARGES ADDED!

If not completely satisfied, you are privileged to return the Tester to us, cancelling any further obligation.

SEE OTHER SIDE

CUT OUT AND MAIL TODAY!

MOSS ELECTRONIC, INC.
Dept. D-665 3849 Tenth Ave., New York 34, N. Y.

Please send me the units checked on approval. If completely satisfied I will pay on the terms specified with no interest or finance charges added. Otherwise, I will return after a 10 day trial positively cancelling all further obligation.

- | | |
|---|---|
| <input type="checkbox"/> Model 83 . . . Total Price \$38.50
\$8.50 within 10 days. Balance \$6.00 monthly for 5 months. | <input type="checkbox"/> Model 82A . . . Total Price \$36.50
\$6.50 within 10 days. Balance \$6.00 monthly for 5 months. |
| <input type="checkbox"/> Model TV-50A . . . Total Price \$47.50
\$11.50 within 10 days. Balance \$6.00 monthly for 6 months. | <input type="checkbox"/> Model 77 . . . Total Price \$42.50
\$12.50 within 10 days. Balance \$6.00 monthly for 5 months. |
| <input type="checkbox"/> Model TW-11 . . . Total Price \$47.50
\$11.50 within 10 days. Balance \$6.00 monthly for 6 months. | <input type="checkbox"/> Model 79 . . . Total Price \$38.50
\$8.50 within 10 days. Balance \$6.00 monthly for 5 months. |

Name

Address

City Zone State

All prices net, F.O.B., N. Y. C.

SHIPPED ON APPROVAL NO MONEY WITH ORDER — NO C. O. D.



Model 77—VACUUM TUBE VOLT-METER. . . Total Price . . . \$42.50
Terms: \$12.50 after 10 day trial, then \$6.00 monthly for 5 months if satisfactory. Otherwise return, no explanation necessary.



Model 79—Super Meter
Total Price \$38.50
Terms: \$8.50 after 10 day trial, then \$6.00 monthly for 5 months if satisfactory. Otherwise return, no explanation necessary.

Superior's New Model 77 **VACUUM TUBE VOLTMETER** WITH NEW 6" FULL-VIEW METER

Compare it to any peak-to-peak V. T. V. M. made by any other manufacturer at any price!

- Extra large meter scale enables us to print all calibrations in large easy-to-read type.
- Employs a 12AU7 as D. C. amplifier and two 9006's as peak-to-peak voltage rectifiers to assure maximum stability. • Meter is virtually burn-out proof. The sensitive 400

AS A DC VOLTMETER: The Model 77 is indispensable in Hi-Fi Amplifier servicing and a must for Black and White and color TV Receiver servicing where circuit loading cannot be tolerated.

AS AN ELECTRONIC OHMMETER: Because of its wide range of measurement leaky capacitors show up glaringly. Because of its sensitivity and low loading. Intermittents are easily found, isolated and repaired.

AS AN AC VOLTMETER: Measures RMS values of sine wave, and peak-to-peak value of complex wave. Pedestal voltages that determine the "black" level in TV receivers are easily read.

micro-ampere meter is isolated from the measuring circuit by a balanced push-pull amplifier. • Uses selected 1% zero temperature coefficient resistors as multipliers. This assures unchanging accurate readings on all ranges.

SPECIFICATIONS

- DC VOLTS—0 to 3/15/75/150/300/750/1,500 volts at 11 megohms input resistance.
- AC VOLTS (RMS)—0 to 3/15/75/150/300/750/1,500 volts. • AC VOLTS (Peak to Peak)—0 to 8/40/200/400/800/2,000 volts.
- ELECTRONIC OHMMETER—0 to 1,000 ohms/10,000 ohms/100,000 ohms/1 megohm/10 megohms/100 megohms/1,000 megohms. • DECIBELS: -10 db to +18 db, +10 db to +38 db, +30 db to +58 db. All based on 0 db = .006 watts (6 mw) into a 500 ohm line (1.73v). • ZERO CENTER METER—For discriminator alignment with full scale range of 0 to 1.5/7.5/37.5/75/150/375/750 volts at 11 megohms input resistance.

Comes complete with operating instructions, probe leads, and streamlined carrying case. Operates on 110-120 volt 60 cycle. Only **\$42.50**

SUPERIOR'S NEW MODEL 79 **SUPER-METER** WITH NEW 6" FULL-VIEW METER

A Combination VOLT-OHM MILLIAMMETER

Plus CAPACITY, REACTANCE, INDUCTANCE & DECIBEL MEASUREMENTS
Also Tests SELENIUM & SILICON RECTIFIERS, SILICON & GERMANIUM DIODES

The model 79 represents 20 years of continuous experience in the design and production of SUPER-METERS, an exclusive SICO development. It includes not only every circuit improvement featured in 20 years of specialization but, in addition includes those services which are "musts" for properly servicing the ever-increasing number of new components used in all phases of today's electronic pro-

duction. For example with the Model 79 SUPER-METER you can measure the quality of selenium and silicon rectifiers and all types of diodes — components which have come into common use only within the past five years, and because this latest SUPER-METER necessarily required extra meter scale. SICO used its new full-view 6-inch meter.

SPECIFICATIONS:

- D.C. VOLTS: 0 to 7.5/15/75/150/750/1,500. • A.C. VOLTS: 0 to 15/30/150/300/1,500/3,000. • D.C. CURRENT: 0 to 1.5/15/150 Ma. 0 to 1.5/15 Amperes • RESISTANCE: 0 to 1,000/100,000 Ohms. 0 to 10 Megohms. • CAPACITY: .001 to 1 Mfd. 1 to 50 Mfd. • REACTANCE: 50 to 2,500 Ohms, 2,500 Ohms to 2.5 Megohms. • INDUCTANCE: .15 to 7 Henries, 7 to 7,000 Henries. • DECIBELS: -6 to +18, -14 to +38, -34 to +58. The following components are all tested for QUALITY at appropriate test po-

tentials. Two separate BAD-GOOD scales on the meter are used for direct readings. All Electrolytic Condensers from 1 MPD to 1000 MPD. All Germanium Diodes. All Selenium Rectifiers. All Silicon Diodes. All Silicon Rectifiers.

Model 79 comes complete with operating instructions, test leads, and streamlined carrying case. Use it on the bench—use it on calls. Only **\$38.50**

TRY FOR 10 DAYS BEFORE you buy! THEN if satisfactory

pay in easy, interest free, monthly payments. See coupon inside.

We invite you to try before you buy any of the models described on this and the preceding pages. If after a 10 day trial you are completely satisfied and decide to keep the Tester, you need send us only the down payment and agree to pay the balance due at the monthly indicated rate. (See other side for time payment schedule details.)

NO INTEREST OR FINANCE CHARGES ADDED!

If not completely satisfied, you are privileged to return the Tester to us, cancelling any further obligation.

SEE OTHER SIDE

CUT OUT AND MAIL TODAY!

FIRST CLASS

Permit No. 61430

New York, N. Y.

VIA AIR MAIL

BUSINESS REPLY CARD

No Postage Stamp Necessary if Mailed in the U. S.

POSTAGE WILL BE PAID BY —

MOSS ELECTRONIC, INC.

3849 TENTH AVENUE

NEW YORK 34, N. Y.