

Stereo Hi-Fi Speaker Setups

POPULAR

NOVEMBER  
1958

ELECTRONICS

35  
CENTS

MAC 11

Computer Plays  
Tic-Tac-Toe



Suburban Hi-Fi  
QSL'ing the Satellites

trade-in your old amplifier for

# STEREO NOW

Bell

Your Bell dealer is ready to offer you \$30 or more for your old amplifier to help you buy Pacemaker Stereo today.



Regularly \$129.95

Now ONLY

\$99<sup>95</sup>\*

with trade-in

\*price includes charcoal grey cover  
Slightly higher west of Rockies

PACEMAKER  
MODEL 2221

A complete Stereo Amplifier. Plays Stereo records, Stereo tuner, Stereo tape. The only component you need for stereo NOW.

Here's your opportunity to have stereo for the price of ordinary hi-fi. A way for you to get the stereo amplifier you've always wanted—and receive a fair trade-in price for your old monaural amplifier, besides.

The Pacemaker Stereo Amplifier, pictured above, regularly sells for 129.95. But to make it possible for you to have Stereo in your home NOW, your Bell dealer is ready to offer you a big \$30 for your present monaural amplifier when you trade-up to Pacemaker Stereo. This means you pay only 99.95 for a complete 2-channel stereo amplifier, little more than the cost of ordinary hi-fi.

With Pacemaker Stereo, you can play your regular monaural recordings . . . then, flick the switch and you're all set to play Stereo — from records, tuner and tape.

Made by Bell, who developed the first 2-channel stereo amplifier, this new Pacemaker is conservatively rated for Stereo at 10 watts RMS each channel. A full 20 watts monaural through any speaker system. The only one of its kind to have dual inputs for ceramic and magnetic stereo phono.

For more details, and a demonstration, see your Bell dealer today. Be sure to bring along your old amplifier . . . Just in case!

#### Why your Bell dealer dares make this offer!


The big switch to stereo is on. Requiring, as it does, two amplifier channels, you could add another monaural amplifier to the one you now own. Unfortunately, your present amplifier may not have the features you want for stereo. And, frankly, we think you'd prefer the convenience of one set of controls for both stereo channels. That's the reason why your Bell dealer offers you this trade-in plan to help you get a real Stereo amplifier NOW.

#### Pacemaker Stereo has all these features

- One set of controls operates both stereo channels simultaneously.
- Single Knob Balance Control maintains correct acoustical balance between any two speakers.
- Dual inputs for Magnetic and Ceramic Phono, Tape, Tuner, Auxiliary.
- Separate Rumble and Scratch Filters.
- Stereo Reverse Switch.
- Combined Output Switch.

Bell Sound Systems, Inc., Columbus 7, Ohio  
A division of Thompson Products, Inc.  
IN CANADA: Thompson Products Ltd., Toronto

# NO OTHER TUBE TESTER MADE- AT ANY PRICE - can MATCH the VALUE of the CENTURY FAST-CHECK



Dimensions: Width: 14 $\frac{1}{4}$ "  
Height: 11 $\frac{1}{4}$ " Depth: 4 $\frac{3}{8}$ "

Special compartment ac-  
commodates line cord and  
Picture Tube Test Adapter

## Picture Tube Test Adapter Included With Fast-Check

Enables you to check all picture tubes (including the new short-neck 110 degree type) for cathode emission, shorts and life expectancy... also to rejuvenate weak picture tubes. This feature eliminates the need of carrying extra instruments and makes the FC-2 truly an all-around tube tester.

**FAST-CHECK'S** low price is made possible because you are buying direct from the manufacturer.

Model FC-2 — housed in rugged oak carrying case complete with CRT adapter...

Guaranteed for One Full Year

**\$69<sup>50</sup>**  
Net

## 20,000 SERVICEMEN CAN'T BE WRONG!

See for yourself—AT NO RISK—why over 20,000 servicemen selected the FAST-CHECK above all other tube testers—regardless of price. With the FAST-CHECK you will make every call pay extra dividends by merely showing your customer the actual condition and life expectancy of the tube. The extra tubes you will sell each day will pay for the FAST-CHECK in a very short time.

Just 2 settings on the  
**FAST-CHECK TUBE TESTER**  
tests over 650 tube types completely,  
accurately — **AND IN SECONDS!**

- **POSITIVELY CANNOT BECOME OBSOLETE**  
Circuitry is engineered to accommodate all future tube types as they come out. New tube listings are furnished periodically at no cost.
- **NO TIME CONSUMING MULTIPLE SWITCHING**  
Only two settings are required instead of banks of switches on conventional testers.
- **NO ANNOYING ROLL CHART CHECKING**  
Tube chart listing over 650 tube types is conveniently located inside FAST-CHECK cover. New tube listings are easily added without costly roll chart replacement.

## COMPARE FAST-CHECK WITH OTHER TESTERS RANGING FROM \$40 TO \$200

### RANGE OF OPERATION

- ✓ Checks quality of over 650 tube types, which cover more than 99% of all tubes in use today, including the newest series-string TV tubes, auto 12 plate-volt tubes, OZ4s, magic eye tubes, gas regulators, special purpose hi-fi tubes and even foreign tubes.
- ✓ Checks for inter-element shorts and leakage.
- ✓ Checks for gas content.
- ✓ Checks for life-expectancy.

### IMPORTANT FEATURES

- Checks each section of multi-section tubes and if only one section is defective the tube will read "Bad" on the meter scale
- Less than 10 seconds required to test any tube
- 41 long lasting phosphor-bronze tube sockets accommodate all present and future tube types... cannot become obsolete
- 7-pin and 9-pin straighteners mounted on panel
- Large D'Arsonval type meter is extremely sensitive yet rugged—fully protected against accidental burn-out
- Special scale on meter for low current tubes
- New tube listings furnished periodically at no cost
- Compensation for line voltage variation.

Other testers may have some of the above features... but only the **FAST-CHECK** has them all!

## SHIPPED ON APPROVAL FOR 10 DAY FREE TRIAL

Try the FC-2 before you buy it! No obligation to buy.

## PAY IN SMALL MONTHLY PAYMENTS

Easy to buy if you're satisfied. Pay at net cash price... no financing charges.

**NO MONEY REQUIRED  
WITH ORDER...**

## CENTURY ELECTRONICS CO., Inc.,

111 ROOSEVELT AVENUE  
Dept. 311, Mineola, N. Y.

Rush the FAST-CHECK for a 10 day trial period. If not completely satisfied I will return the instrument within 10 days without further obligation. If fully satisfied I agree to pay the down payment within 10 days and the monthly installments as shown. No financing charges are to be added.

MODEL FC-2... \$69.50 — Pay \$14.50 within 10 days.  
Balance \$11.00 monthly for 5 months.

Name.....

Address.....

City..... State.....

F.O.B., Mineola, N.Y.

# POPULAR ELECTRONICS

NOVEMBER 1958



VOLUME 9

NUMBER 5

## Feature Articles and Electronic Developments

Tape Recording in Industry.....	Allan Lytel	41
Radar Pilots Ships.....		45
Electronic Abbreviations Puzzle.....	John A. Comstock	54
Accessorize Your TV Antenna Installation.....	George Mobus	55
Breaking the Language Barrier.....	Jacob Ornstein, Ph.D.	58
Electronics Today.....		64
QSL from Sputnik!.....	C. M. Stanbury, II	66
DX Ahoy!.....	Tommy Kneitel	71
Amplifier Quiz.....	Ed Bukstein	82

## Electronic Construction Projects

Tic-Tac-Toe Mate.....	David D. Lockhart	47
Make the Kids Happy with a Clown.....	Donald A. Smith	53
The Super-Satelliter Antenna.....	Donald L. Stoner, W6TNS	77
Transceiver Noise Suppressor.....	Bob Watson, W8PBF	88
Transistor Test Power Supply.....	R. R. Dodson	93
Make Your Own Two-Set Coupler.....	Rudolf F. Graf	94

## Audio and Hi-Fi Features

The Last Word in Hi-Fi.....	Phil McCafferty	46
Your Stereo Listening Area.....	Leonard Feldman	50
Make Your Own Stereo Tape Recordings.....	Andrew Lorant	61
Hi-ing the Fi to the Suburbs.....	Art Zuckerman	67
Victimized by a Record Moocher.....	Norman Van Tubergen	74
Hi-Fi Highlights.....		86

## Experimenter's Workshop

Ball-Point Pen Scribe.....	Peter Barna	70
Smoother Shaving with Simple A.C.-D.C. Converter.....	Harry J. Miller	70
Rematch for a Mismatch.....	M. J. Westrem, WQHOB	76
Time-Saver for Checking Components.....	E. G. Louis	76

## Departments

Carl & Jerry.....	John T. Frye	8
Letters from Our Readers.....		22
Tips and Techniques.....		30
POP'tronics Bookshelf.....		34
Kit Builder's Korner.....		79
Transistor Topics.....	Lou Garner	83
Short-Wave Report.....	Hank Bennett	85
Among the Novice Hams.....	Herb S. Brier, W9EGQ	89
After Class.....	Saunders Harris	91
Tools and Gadgets.....		96

THESE MEN ARE GETTING PRACTICAL TRAINING


# IN ELECTRICITY

—ELECTRONICS

*On Real:*

**A.C. and D.C. MOTORS  
GENERATORS  
SWITCHBOARDS  
CONTROLLERS  
WIRING JOBS  
APPLIANCES  
ELECTRONIC UNITS**

*(Shown at left—Instructor explaining operation and testing of a large Motor Generator in our A.C. Department.)*




# AND TELEVISION-RADIO

*On Real:*

**TELEVISION  
RECEIVING SETS  
Including Color TV  
AM and FM RADIO  
RECEIVERS including  
AUTO RADIOS  
TELEVISION TEST  
EQUIPMENT**

*(Right — Instructor helping students check the wiring and trace circuits of television receivers.)*



## Train in the great SHOPS of COYNE

**Largest, Oldest, Best Equipped School Of Its Kind In The U. S.**

Whether 17 or up to 45 years of age, prepare for your future now. Don't be satisfied with a "No Future" job. Train the Coyne way for a better job in a field that offers a world of opportunities in the years ahead.

**FINANCE PLAN** Enroll now, pay most of tuition later. Part-time employment help for students. **WE TRAIN YOU IN CHICAGO** on real equipment. Trained instructors show you how, then you do practical jobs yourself. No previous experience or advanced education needed.

**CLIP COUPON NOW** for big new illustrated Coyne book "Guide to Careers in ELECTRICITY and TELEVISION-RADIO". No obligation; no salesman will call. Get vital facts now! *Training in Refrigeration and Electric Appliances can be Included.*



*Mail Coupon for  
Big Free Book*

Training Offered  
to VETERANS  
and  
NON-VETERANS  
Alike

**B. W. COOKE, Jr., President  
COYNE ELECTRICAL SCHOOL**  
500 S. Paulina St., Chicago 12, Ill. Dept. 88-2C

Send FREE book and details of all the training you offer. This does not obligate me and no salesman will call. I am especially interested in:

- ELECTRICITY-ELECTRONICS  
 TELEVISION-RADIO

NAME.....

ADDRESS.....

CITY.....STATE.....

**B. W. COOKE, Jr., Pres. COYNE ELECTRICAL SCHOOL** FOUNDED 1899

**A TECHNICAL TRADE INSTITUTE OPERATED NOT FOR PROFIT**  
500 S. PAULINA STREET, CHICAGO, Dept. 88-2C  
**ELECTRICITY ★ RADIO ★ TELEVISION ★ REFRIGERATION ★ ELECTRONICS**

# POPULAR ELECTRONICS

Average Net Paid Circulation 267,136 (Subject to Audit)

Cover photo by Joe Petrovec

**Editor & Publisher**  
**OLIVER READ, W1ET1**

**Managing Editor**  
**VIN ZELUFF, W2HSU**

**Technical Editor**  
**LARRY KLEIN**

**Associate Editors**  
**JULIAN SIENKIEWICZ**  
**MARGARET MAGNA**  
**SIMON DRESNER**

**Editorial Assistant**  
**DOLORES GIMBEL**

**Contributing Editors**  
**H. BENNETT**    **L. E. GARNER, Jr.**  
**H. S. BRIER**    **H. POLLACK**  
**J. T. FRYE**      **R. P. TURNER**


**Art Editor**  
**ALFONS J. REICH**

**Art and Drafting Dept.**  
**J. A. ROTH**  
**W. K. VAHLING**  
**M. WHELPLEY**

**Advertising Director**  
**JOHN A. RONAN, Jr.**

**Advertising Manager**  
**WILLIAM G. McROY**

## COMING NEXT MONTH



(ON SALE NOVEMBER 20)

ZIFF-DAVIS PUBLISHING CO., One Park Ave., New York 16, N. Y. William B. Ziff, Chairman of the Board (1946-1953); William Ziff, President; W. Bradford Briggs, Executive Vice President; Michael Michaelson, Vice President and Circulation Director; Hershel B. Sarbin, Secretary; Howard Stoughton, Jr., Treasurer; Albert Gruen, Art Director.



**BRANCH OFFICES:** Midwestern Office, 434 S. Wabash Ave., Chicago 5, Ill., Jim Weckley, advertising manager; Western Office, Room 412, 215 W. 7th St., Los Angeles 17, Calif., John E. Payne, Manager.

**Foreign Advertising Representatives:** D. A. Goodall Ltd., London; Albert Milhodo & Co., Antwerp and Dusseldorf.


December and its holiday spirit will be reflected on our cover next month. Two robots and their offspring are seen decorating the POP'tronics Christmas tree. A story on the human behavior of a robot computer will be of interest to the entire family. Also, a construction article on an electronic robot will please the hobbyist.

Other construction articles of interest are—a Power Failure Alarm, a High-Voltage Neon Tester, an Appliance Tester, and many others. Tips on soldering techniques will help in improving home projects.

Two feature articles about electronics in the steel industry and the electronics of fluorescent lamps will provide informative reading. And the hi-fi fan will be introduced to the problems of designing a stereo cartridge.

**SUBSCRIPTION SERVICE:** Forms 3579 and all subscription correspondence should be addressed to Circulation Department, 434 South Wabash Avenue, Chicago 5, Illinois. Please allow at least four weeks for change of address. Include your old address as well as new—enclosing if possible an address label from a recent issue.

**CONTRIBUTORS:** Contributors are advised to retain a copy of their manuscripts and illustrations. Contributions should be mailed to the New York Editorial Office and must be accompanied by return postage. Contributions will be handled with reasonable care, but this magazine assumes no responsibility for their safety. Any copy accepted is subject to whatever adaptations and revisions are necessary to meet the requirements of this publication. Payment covers all author's, contributor's and contestant's rights, titles, and interest in and to the material accepted and will be made at our current rates upon acceptance. All photos and drawings will be considered as part of material purchased.



**Jack Dempsey**

The former world's heavyweight boxing champion says: "I know the value of good training, and believe me, for 27 years, DeVry has been one of America's outstanding electronics training centers! The Employment Service is 'tops' too!"

**THESE DEVRY TECH GRADUATES VERIFY WHAT DEMPSEY SAYS**



**NICK BARTON**, Illinois, a DeVry graduate, now has his own business and tells us he is "literally snowed with work."

**GEORGE D. CROUCH**, California, was a retail store clerk. He took the DeVry program, and today is in business for himself.



**EDWARD HAHN**, Illinois. Now an electronics technician with Televiso, Inc. DeVry Tech training helped him prepare for his present position.

**"If You Want to Make More Money Full or Part Time in TELEVISION RADIO • ELECTRONICS DeVry Tech Has An Answer," SAYS JACK DEMPSEY**

**NO TECHNICAL EXPERIENCE NEEDED—YOU CAN LEARN IN YOUR OWN HOME!**

Great opportunities are found in Electronics—one of today's top fields. Good jobs in modern plants, TV—Radio studios, offices and laboratories await trained men who can build, install, operate and service Electronic equipment. And equally exciting are the possibilities for starting your own servicing shop. The coupon below will bring you full details—Free!

**HERE'S HOW TO GET STARTED!**


You can get Television-Radio-Electronics training right in your own home. You don't need previous technical experience, advanced education, or exceptional "aptitude." And the training DeVry Tech provides is "tops." What's more, DeVry helps you get started toward a job, or a servicing shop of your own!

**TOO GOOD TO BE TRUE?**

Not at all! Our files show that many men—high school graduates, truck drivers, store clerks, unskilled workers—now have the better jobs they wanted because of their DeVry diplomas. Age is no barrier—DeVry trains men 17—55.

**TWO GREAT TRAINING CENTERS—CHICAGO and TORONTO**


If you can come to either of DeVry's training centers—Chicago or Toronto—you can prepare under the close guidance of friendly, experienced instructors. You can use valuable equipment similar to that found in the field. Write today for complete information.



**LEARN AS YOU LEARN**—by servicing radio and TV sets at home before you complete the training.



**LIVE-WIRE EMPLOYMENT SERVICE**—puts you in touch with job opportunities—even helps you establish a service shop of your own.



**BUILD TEST EQUIPMENT**—You assemble your own high quality test equipment to help you earn money servicing Radio and TV sets in your spare time.

**A SAMPLE LESSON IS YOURS**

See for yourself how DeVry trains you for real opportunities in Electronics. We'll also give you a free copy of an interesting booklet, "Electronics and YOU."

**FREE!**



**ARE YOU OF DRAFT AGE?**

We have valuable information for every man of draft age, so if you are subject to military service, be sure to check the coupon.

"One of America's Foremost Electronics Training Centers"



Accredited Member of National Home Study Council

**DEVRY TECHNICAL INSTITUTE**  
CHICAGO 41, ILLINOIS  
FORMERLY  
**DEFOREST'S TRAINING, INC.**



**MAIL TODAY FOR FREE FACTS**

**DeVry Technical Institute**  
4141 Belmont Ave., Chicago 41, Ill., Dept. PE-11-0  
Please give me a FREE Sample Lesson and your booklet, "Electronics and YOU."

Name ..... Age .....

Street ..... Apt. ....

City ..... Zone ..... State .....

Check here if subject to military training.

#1080

Canadian residents address DeVry Tech of Canada, Ltd.  
626 Roselawn Ave., Toronto 12, Ontario

# QUALITY CUT QUARTZ FOR EVERY SERVICE



All crystals made from Grade "A" imported quartz—ground and etched to exact frequencies. Unconditionally guaranteed! Supplied in:

**FT-243 holders**  
Pin spacing  $\frac{1}{4}$ "  
Pin diameter .093

**DC-34 holders**  
Pin spacing  $\frac{1}{4}$ "  
Pin diameter .156

**MC-7 holders**  
Pin spacing  $\frac{1}{4}$ "  
Pin diameter .125

**HC/6U metal sealed holders**  
Pin spacing .486"  
Pin diameter .050 or .093

**FT-171 holders**  
Pin spacing  $\frac{1}{4}$ "  
Banana pins

## MADE TO ORDER CRYSTALS

1001 KC to 2500 KC:	
.01% Tolerance.....\$2.00	.005% Tolerance.....\$2.75
2501 KC to 9000 KC:	
.01% Tolerance.....\$1.50	.005% Tolerance.....\$2.50
9001 KC to 12000 KC:	
.005% Tolerance.....	\$3.00
Specify holder wanted.	
3500 KC hermetically sealed frequency marker crystal .005% tolerance fits octal tube socket.	\$1.75

ANY AMATEUR BAND CRYSTALS .01% Tolerance  
NOVICE BAND CRYSTALS

80 meters 3701—3749 KC  
40 meters 7152—7198 KC  
15 meters 7034—7082 KC

**\$150 ea.**

## 6 METER TECHNICIAN BAND CRYSTALS \$150

8335 KC-8550 KC within 1 KC..... each

ASK YOUR LOCAL PARTS DISTRIBUTOR FOR TEXAS CRYSTALS... LOOK FOR THE YELLOW AND RED DISPLAY BOARD

SEALED OVERTONE CRYSTALS supplied in metal HC/6U holders—pin spacing .486, diameter .050.

10 to 30 MC .005 tolerance.....	\$3.85 ea.
30 to 54 MC .005 tolerance.....	\$4.10 ea.
55 to 75 MC .005 tolerance.....	\$4.25 ea.

FUNDAMENTAL FREQ. SEALED CRYSTALS in HC/6U holders from 1400 KC-10,000 KC any frequency .005 tolerance..... \$3.50 ea.

## TEXAS CRYSTALS, TRANSISTORIZED 100 KC MARKER OSCILLATOR

Compact, portable, in attractive metal carrying case with handle. Size: 4" H x 3" W x 6" D. Connects to any receiver to get 100 KC markers from 100 KC to 50 MC. Factory wired with two transistors, one 100 KC crystal, self-contained battery. Shipping weight, 10 oz. Add 50c for prepaid parcel post. Net

**\$1795**

MARINE FREQUENCY CRYSTALS—All marine frequencies from 2000-3200 KC .005 tolerance..... \$2.50 (Supplied in either FT-243, MC-7, or FT-171 holders.)

RADIO CONTROL CRYSTAL • 27.255 MC sealed crystals ( $\frac{1}{2}$ " pin spacing... specify pin diameter... .093 or .050)..... \$2.50 ea.

Stock crystals in FT-243 holders from 5675 KC to 8650 KC in 25 KC steps..... **75c or \$2.00** 3 for

FT-241 lattice crystals in all frequencies from 370 KC to 540 KC (all except 455 KC and 500 KC)..... **50c** Matched pairs ± cycles \$2.50 per pair.

200 KC Crystals, \$2.00; 455 KC Crystals, \$1.50; 500 KC Crystals, \$1.50; 100 KC Frequency Standard Crystals, \$4.50; 1000 KC Frequency Standard Crystals, \$3.50; Dual Socket for FT 243. Crystals, 15c; Ceramic socket HC/6U Crystals, 15c.

(Add 5c per crystal for postage and handling)

WRITE FOR CATALOG AND QUANTITY PRICES

# Texas Crystals

The Biggest Buy in the U.S.

8538 W. GRAND AVENUE · RIVER GROVE, ILL.  
ALL PHONES — GLADSTONE 3-3555

Terms: All items subject to prior sale and change of price without notice. All crystal orders MUST be accompanied by check, cash or M.O. WITH PAYMENT IN FULL. NO C.O.D.s. Postpaid shipments made in U.S. and possessions only. Add 5c per crystal for postage and handling charge.



## Command Performance

CARL AND JERRY were walking home from school in the slanting rays of the autumn sun. It was later than usual because they had stayed to practice for the play the Latin Club was giving. As they scuffed along through the thick carpet of crisp fallen leaves, the boys talked about the play.

"Man and boy," Carl said in his deepest voice, "I've seen some pretty corny plays, but that thing tomorrow night will top them all."

"You're not kidding there," Jerry agreed morosely. "I'd rather bend the needle on my volt-ohmmeter than prance around out there on the stage in that breezy Roman warrior outfit playing pattycake with you with those tin swords."

"Yeah, and our last scene, the fight of the gladiators, is the best part of the show; so that clues you as to how bad the rest of it is. I simply wouldn't go through with it, but it means so much to Miss Jellicoe; and she's so doggone nice—for a Latin teacher, anyway."

"Hm-m-m-m," Jerry said thoughtfully, "I'm wondering if we couldn't pep up that last scene a bit some way."

"Don't see how. We can't really fight. She's afraid we'll hurt one another."

"Say, you know something? Since you can't wear your glasses, I'm with her. Realizing how poorly you see without them, I'd as soon be on that stage with a rotary mower with the guard off as with you really trying to sword-fight. Last night you chopped half the leaves off the rubber plant before you found out I was standing behind you."

"You and that rubber plant look a lot alike when the stage is darkened for our fight," Carl muttered. "With it in that big pot, the two of you have the same kind of figures."

Jerry ignored this nasty remark. "Don't you think it would be real George if every



# F.C.C. COMMERCIAL OPERATOR F.C.C. LICENSE

## Training... for Jobs in Electronics

### F.C.C. LICENSE—THE KEY TO BETTER JOBS

An F.C.C. *commercial* (not amateur) license is your ticket to higher pay and more interesting employment. This license is Federal Government evidence of your qualifications in electronics. Employers are eager to hire *licensed* technicians.

### WHICH LICENSE FOR WHICH JOB?

The **THIRD CLASS** radiotelephone license is of value primarily in that it qualifies you to take the second class examination. The scope of authority covered by a third class license is extremely limited.

The **SECOND CLASS** radiotelephone license qualifies you to install, maintain and operate most all radiotelephone equipment except commercial broadcast station equipment.

The **FIRST CLASS** radiotelephone license qualifies you to install, maintain and operate every type of radiotelephone equipment (except amateur) including all radio and television stations in the United States, its territories and possessions. This is the highest class of radiotelephone license available.

### GRANTHAM TRAINING PREPARES YOU

The Grantham Communications Electronics Course prepares you for a **FIRST CLASS** F.C.C. license, and it does this by **TEACHING** you electronics. Each point is covered simply and in detail, with emphasis on making the subject easy to understand. The organization of the subject matter is such that you progress, step-by-step, to your specific objective—a first class F.C.C. license.

### CORRESPONDENCE OR RESIDENCE CLASSES

Grantham training is available by correspondence or in resident classes. Either way (residence or correspondence), we train you quickly and well—**NO** previous training required. A beginner may qualify for his first class license in as little as 12 weeks.

### HERE'S PROOF...

that Grantham students prepare for F.C.C. examinations in a minimum of time. Here is a list of a few of our recent graduates, the class of license they got, and how long it took them:

	License Weeks
Henry M. Best, 1003 Vermont St., Fremont, W.C.	1st 11
Harold V. Jones, P. O. Box 705, Alamogordo, N. Mex.	1st 13
Michael F. Aperia, 916 Townsend St., Chester, Pa.	1st 12
Norman R. Cook, 130 Olive St., Neodeska, Kan.	1st 12
Antone Mello, 68 Union Street, Nantucket, Mass.	1st 10
John Ward, 407 E. Cowden Ave., Midland, Texas	1st 10
F. T. Verga, 538-7th Street, Buffalo, N.Y.	1st 12
Philip J. Hooks, 4825 N. Capitol, N.W., Washington, D.C.	1st 12

**THREE COMPLETE SCHOOLS:** To better serve our many students throughout the entire country, Grantham School of Electronics maintains three complete schools—one in Washington, D.C., one in Hollywood, Calif., and one in Seattle, Wash. All schools offer the same rapid courses in F.C.C. license preparation, either home study or resident classes.

Get your First Class Commercial F.C.C. License in 12 weeks by training at

# Grantham School OF ELECTRONICS

Hollywood  
Division

1505 N. Western Ave.  
Hollywood 27, Calif.  
Phone: HO 2-1411

Washington D. C.  
Division

821 - 19th Street, N.W.  
Washington 6, D. C.  
Phone: ST 3-3614

Seattle Wash.  
Division

408 Marion St.  
Seattle, Washington  
Phone: MA 2-7227

for **FREE** Booklet **CLIP COUPON** and mail  
in envelope or paste on postal card.

To: **GRANTHAM SCHOOL OF ELECTRONICS, DESK 83-S**  
Washington - Hollywood - Seattle

Please send me your free booklet telling how I can get my commercial F.C.C. license quickly. I understand there is no obligation and no salesman will call.

Name \_\_\_\_\_ Age \_\_\_\_\_

Address \_\_\_\_\_

City \_\_\_\_\_ State \_\_\_\_\_

I am interested in:  Home Study,  Resident Classes

**MAIL COUPON TO SCHOOL NEAREST YOU**

## Carl & Jerry (Continued from page 8)

time our swords touched fire would fly?"

"Sure, but how could we manage that?"

"With electricity, natch! My idea is to have the swords complete an electrical circuit when they contact. If we had our Tesla coil, we probably could cool it down so it would work; but I shipped it out to my cousin in New York. Maybe we can use that neon transformer. The secondary puts out five thousand volts at a fraction of a milliampere of current. We could use some of that indoor antenna wire to go from each side of the secondary to a sword. That wire is small and very flexible, and wouldn't be seen from the audience. We can tape the handles of the swords with high voltage tape to keep from being shocked."

"Let's use plenty of tape. I've been bitten by that transformer a few times, and it really jolts you."

"Yes, it carries about the same wallop as the spark plug of a car. While the very limited current greatly reduces the danger of that high voltage, any shock, even one

of only a few volts, can be fatal under the right circumstances; so we'll take every precaution to keep from being shocked."

"You going to tell Miss Jellicoe about this?"

"N-o-o-o-o, I don't think so. Let's surprise her. If we told her, she'd start worrying and probably not let us do it. You meet me backstage at lunch tomorrow, and we'll hook things up."

"Fine. See you at noon," Carl agreed.

**I**T DIDN'T take the boys long to hook up their little gadget the next day. They taped the sword handles heavily, and fastened the small insulated wires to the blades. The transformer was placed near one end of the curtain, and a wire went from one side of the secondary to a sword placed nearby. A wire from the other side of the secondary ran beneath the stage and came up near the other end of the curtain. The other sword fastened to this wire would be placed at that point. They made both wires long enough so that the swords could reach any part of the stage.

"Just before our fight scene starts," Jer-

### ASSEMBLE YOUR OWN

## WALKIE-TALKIE RADIOPHONES

#### General specifications applying to all models:

Highest quality workmanship and materials, silver plated coils above 50 MC., ceramic capacitors and advanced design assures maximum performance with the longest battery life. Sensitive receivers can detect signals as small as one microvolt and feature automatic volume control and noise clipping. Transmitters use high level amplitude modulation, have a power input of one watt to the R.F. stage and will radiate a signal for 1 to 5 miles (depending on elevation and obstructions) using antennas supplied. Up to 40 miles have been reported by some of our customers when communicating with stations having directional beam antennas. Radiophones can be used singularly to communicate with fixed stations or two or more to communicate with each other providing they are for the same frequency band. Fully portable, no external connections needed. Uses standard radio and flashlight batteries available at your local store. Total weight of completed unit including all accessories is less than 5 1/2 lbs.


**Model TC-144.** Meets F C C requirements for general class amateur license. No minimum age requirement. Variable frequency transceiver circuit. Tunes from 144 to 148 mc. Wired, tested and guaranteed electronic chassis complete with two high frequency triodes (3A5).....\$7.98

**Model TR-144.** Similar to above but with independently tuned receiver and transmitter circuits, using 4 high frequency triodes (2-3A5's). Permits receiving frequency to be changed without affecting transmitting frequency.....\$11.98

**TRX-144-A** Crystal controlled transmitter for maximum stability. Variable frequency receiver with R. F. stage, tunable from 144 to 148 MC and transistorized audio booster stage for extra loud reception. Wired, tested and guaranteed chassis complete with six high frequency triodes, one pentode and transistor meets FCC requirements for general, and novice class amateur licenses as well as civil defense and other special services.....\$24.98

**TRX-50-A** Similar to above except tunes 50 to 54 MC and uses six high frequency triodes and one transistor.....\$18.98

**TRX-28-A** Similar to above except tunes 28 to 30 MC....\$18.98



for as little as  
**\$7.98**  
plus accessories

**NOW 5 MODELS TO CHOOSE FROM IMPROVED CIRCUITS GREATER POWER TRANSISTORIZED**

The following accessories are required to complete the walkie-talkie as illustrated, in addition to one of the chassis listed at left.

Strong 16 gauge 8" x 5" x 3" aluminum case soft in etched and anodized with all holes punched for quick assembly. Heavy duty battery holders with phosphor-bronze contacts, battery switch, telephone handset cradle, retractable coiled cord, adjustable shoulder strap, 18" or 24" antenna with loading coil (depending on frequency) and necessary hardware. All above accessories for only.....\$9.98  
Western Electric telephone handset with push-to-talk switch.....\$6.98  
Input and output impedance matching transformers for the above handset. Both for.....\$1.98  
Very active quartz transmitting crystal for models TRX-144-A, TRX-50-A and TRX-28-A ground to .01% of your desired frequency and hermetically sealed.....\$3.98  
New transistorized power converter, completely eliminates "B" batteries. Fits in same space. Pays for itself in the long run. Operates from low cost flashlight cells available everywhere. Complete, ready to operate, only.....\$24.98

**How to Order:** If your dealer cannot supply you with our products you may order direct from our factory by checking each item desired and ADD 5% of total for postage and insurance. Orders not paid in full will be sent COD for the balance due. COD orders must include \$3.00 deposit. All orders immediately acknowledged.

Dealer Inquiries Invited.

FREE power output indicator kit with each order over \$20.00

## SPRINGFIELD ENTERPRISES

Manufacturing division

Box 54-E11, Springfield Gardens 13, N. Y.

# BUILD 125 COMPUTERS AT HOME WITH GENIAC®

ONLY  
\$19<sup>95</sup>

With the 1958 model GENIAC®, the original electric brain construction kit including seven books and pamphlets, over 400 parts and component rack, and parts tray, and all materials for experimental computer lab plus DESIGN-O-Mat®.

## A COMPLETE COURSE IN COMPUTER FUNDAMENTALS

The GENIAC Kit by itself is the equivalent of a complete course in computer fundamentals, in use by thousands of colleges, schools and industrial training labs and private individuals. Includes everything necessary for building an astonishing variety of computers that reason, calculate, solve codes and puzzles, forecast the weather, compose music, etc. Included in every set are seven books described below, which introduce you step-by-step to the wonder and variety of computer fundamentals and the special problems involved in designing and building your own experimental computers—the way so many of our customers have.

## ANYONE CAN BUILD IT!

You can build any one of these 125 exciting electric brain machines in just a few hours by following the clear cut step by step directions given in these thrilling books. No soldering required . . . no wiring beyond your skill. But GENIAC is a genuine electric brain machine—not a toy. The only logic and reasoning machine kit in the world that not only adds and subtracts but presents the basic ideas of cybernetics, boolean algebra, symbolic logic automation, etc. So simple to construct that a twelve year old can build what will fascinate a PhD. In use by thousands of schools, colleges, etc., and with the special low circuitry you can build machines that can compose music, forecast the weather, which have just recently been added.

## TEXT PREPARED BY MIT SPECIALIST

Dr. Claude Shannon, known to the readers of Popular Electronics for his invention of the electronic mouse, that runs a maze, learning as it goes, formerly a research mathematician for Bell Telephone Laboratories is now a research associate at MIT. His books include publications on Communication theory and the recent volume "Automat Studies" on the theory of robot construction. He has prepared a paper entitled "A Symbolic Analysis of Relay and Switching Circuits" which is available to purchasers of the GENIAC. Covering the basic theory necessary for advanced circuit design it vastly extends the range of our kit.

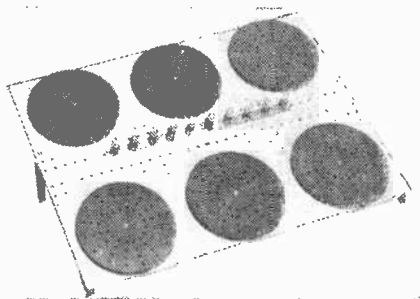
The complete re-designing of the 1958 kit and the manual as well as the special book DESIGN-O-MAT® was created by Oliver Garfield, author of "Minds and Machines," editor of the "Gifted Child Magazine" and the "Review of Technical Publications."

## KIT IS COMPLETE

The 1958 GENIAC comes complete with seven books and manuals and over 400 components.

- 1) A sixty-four page book "Simple Electric Brains and How to Make Them."
- 2) Beginners Manual—which outlines for people with no previous experience how to create electric circuits.
- 3) "A Symbolic Analysis of Relay and Switching Circuits" By Dr. Claude Shannon provides the basis for new and exciting experimental work by the kit owner who has finished book No. 1.
- 4) DESIGN-O-MAT® introduces the user to over 50 new circuits that he can build with GENIAC and outlines the practical principle of circuit design.
- 5) GENIAC STUDY GUIDE equivalent to a complete course in computer fundamentals, this guides the user to more advanced literature.
- 6) A Machine to Compose Music shows in an actual circuit what other GENIAC owners have been able to do on their own in ordinary circuit design.
- 7) A Machine to Forecast the Weather—again a new adventure in scientific thinking created by one of our users who was trained on his GENIAC Kit.

Plus all the components necessary for the building of over 125 machines and as many others as you can design yourself.



OVER 20,000 SOLD

We are proud to announce that over 20,000 GENIACS are in use by satisfied customers—schools, colleges, industrial firms and private individuals—a tribute to the skill and design work which makes it America's leading scientific kit. People like yourself with a desire to inform themselves about the computer field know that GENIAC is the only method for learning that includes both materials and texts and is devoted exclusively to the problems faced in computer study.

You are safe in joining this group because you are fully protected by our guarantee, and have a complete question and answer service available at no cost beyond that of the kit itself. You share in the experience of 20,000 kit users which contributes to the success of the 1958 GENIAC—with DESIGN-O-Mat® the exclusive product of Oliver Garfield Co., Inc., a Geniac is truly the most complete and unique kit of its kind in the world.

## COMMENTS BY CUSTOMERS

We know the best recommendation for GENIAC is what is done for the people who bought it. The comments from our customers we like best are the ones that come in daily attached to new circuits that have been created by the owners of GENIACS. Recently one man wrote: "GENIAC has opened a new world of thinking to me." Another who designed the "Machine that Forecasts the Weather" commented:

"Several months ago I purchased your GENIAC Kit and found it an excellent piece of equipment. I learned a lot about computers from the enclosed books and pamphlets and I am now designing a small relay computer which will include arithmetical and logical units . . . another of my pet projects in cybernetics is a weather forecaster. I find that your GENIAC Kit may be used in their construction. I enclose the circuits and their explanation." Eugene Darling, Malden.

**Oliver Garfield Co., Inc.** Dept. PE-118A  
108 East 16th St., N. Y. 3, N. Y.

Please send me at once the GENIAC Electric Brain Construction Kit, 1958 model. I understand that it is guaranteed by you and may be returned in seven days for a full refund if I am not satisfied.

I have enclosed \$19.95 (plus 80¢ shipping in U. S., \$1.50 west of Miss., \$2.00 foreign), 3% New York City Sales Tax for N. Y. City residents.

Send GENIAC C.O.D. I will pay postman the extra C.O.D. charge.

Name .....

Address .....



**Guy Lombardo**  
makes his tape recordings on




That alone is not the reason why you should use



Here's why you should use



It's the best-engineered tape in the world...gives you better highs...better lows...better sound all around! Saves your tape recorder, too—because the **irish FERRO-SHEEN** process results in smoother tape...tape that can't sand down your magnetic heads or shed oxide powder into your machine. Price? Same as ordinary tape!



Available wherever quality tape is sold.  
ORRadio Industries, Inc., Opelika, Alabama  
Export: Morhan Exporting Corp., New York, N. Y.  
Canada: Atlas Radio Corp., Ltd., Toronto, Ontario

## Carl & Jerry (Continued from page 10)

ry said, "I'll plug in the transformer and enter from this side, like so. You pick up your sword and come in from that side. Let's touch swords and see what happens."

As metal touched metal, there was a great hissing red spark that changed to blue as the blades parted. Even on the well-lighted stage it could be seen easily. The boys grinned in happy anticipation.

"That's really going to show up when the lights are dimmed," Carl said; "but we better scram to class before the bell rings."

When the boys peeped through the curtain that night, they saw that the large high school auditorium was literally jammed. Even the balcony was full to overflowing. A combination of circumstances brought about the large attendance: admission was free; there was no competing attraction in town that night; the weather was ideal; and the cast was large. That meant that the family of each player, down to grandparents, aunts, and uncles, had turned out in force.

And in spite of the foreboding of the



... They taped the sword handles heavily, and fastened the small insulated wires to the blades ...

Always say you saw it in—POPULAR ELECTRONICS

# TAKE A LOOK AT YOUR FUTURE IN RADIO-TV-ELECTRONICS—FREE!

I.C.S. Career Kit tells you where the big-pay jobs are...who are the industry's most wanted men...how you can "cash in" in a big way on your own future.

Here's your chance to find out where you're going—fast! And it won't cost you a thing except the time it takes to clip and mail the coupon at the bottom of this page.


Radio-TV-Electronics is the fastest growing industry of all time. Opportunity for men in this field is almost unlimited. The rewards are great.

But to "cash in" you must be properly trained. You must know more than simply wires and tubes. You must be able to understand and apply the principles of Radio-TV-Electronics.

That's where I. C. S. comes in . . . the world's oldest and largest technical training school. Here are the people who know—who can tell you—what you need to go places in Radio-TV-Electronics.

You get the full story with your free I. C. S. Career Kit.

So take a minute now to get a look at your future in Radio-TV-Electronics. Send for your free I. C. S. Career Kit. You have nothing to lose. You can gain an exciting, well-paid career in a vital industry.



Send the coupon below for your free I. C. S. Career Kit!

- 1 "How to Succeed," 36-page guide to advancement
- 2 Electronics, Radio and TV handbook of the field of your choice
- 3 Sample lesson (Math) to demonstrate I. C. S. Method

For Real Job Security—Get an I. C. S. Diploma!

I. C. S., Scranton 15, Penna.

Accredited Member,  
National Home Study Council

## INTERNATIONAL CORRESPONDENCE SCHOOLS



BOX 91295K, SCRANTON 15, PENNA.

(Partial list of 259 courses)

Without cost or obligation, send me "How to Succeed" and the opportunity booklet about the field BEFORE which I have marked X (plus sample lesson):

### RADIO TELEVISION ELECTRONICS

- General Electronics Tech.
- Industrial Electronics
- Practical Radio-TV Eng'g
- Practical Telephony
- Radio-TV Servicing

### BUSINESS

- Cost Accounting
- Managing a Small Business
- Purchasing Agent

### DRAFTING

- Electrical Drafting

### HIGH SCHOOL

- High School Diploma
- Good English
- High School Mathematics

### ELECTRICAL

- Electrical Engineering
- Elec. Engr. Technician
- Elec. Light and Power
- Practical Electrician
- Professional Engineer (Elec.)

### LEADERSHIP

- Industrial Foremanship
- Industrial Supervision
- Personnel-Labor Relations
- Supervision

Name \_\_\_\_\_ Age \_\_\_\_\_ Home Address \_\_\_\_\_

City \_\_\_\_\_ Zone \_\_\_\_\_ State \_\_\_\_\_ Working Hours \_\_\_\_\_ A.M. to \_\_\_\_\_ P.M.

Occupation \_\_\_\_\_ Canadian residents send coupon to International Correspondence Schools, Canadian, Ltd., Montreal, Canada. . . . Special tuition rates to members of the U. S. Armed Forces.

# BARGAIN BUYS

from WHOLESALE RADIO

Best from Europe! Sensationally Priced!

## HI-FI SPEAKERS

GO STEREO at these low prices!

Double Cone for Full Response

12" — 20 Watts

Reg. \$29.95

- 40—15,000 cps.
- 12 oz. PM magnet
- 4 to 8 ohms

9<sup>95</sup>

8" — 8 Watts

Reg. \$9.95

- 50—13,000 cps.
- 6 oz. PM magnet
- 4 to 8 ohms

5<sup>95</sup>

### HI-FI VALUE! ENCLOSURE

Quality you'd expect to cost over \$40

for 12" or 15" Speaker



19<sup>95</sup>

SIZE 22 3/4" H x 20" W x 15" D  
Not a kit.  
Completely assembled, ready to paint or varnish.

### RECORDING TAPE

179 Full range FR-7 1200 ft. Price ea. in lots of 3—\$1.69, 6—\$1.65, 12—\$1.59

"Jiffy" Tape-Splicer 1.50

### PIX TUBE BRIGHTENERS

- A-6 for parallel circuits ..... 95¢
- B-6 for series circuits ..... \$1.25
- UB Universal for series or parallel. \$1.49

### ARKAY HI-FI AMPLIFIER KIT

5 watts. Delivers true hi-fi performance. Frequency response 20 to 18,000 cps. FL-5  
28.95

COMPLETE! 2 Station INTER-COM Masco E-Z TALK. 50' cable incl. AC-DC. 13<sup>80</sup>

### Transistor Code Oscillator Kit

Complete with earphone. Perfect for code practice. Simple to assemble. Copy of Morse code included with building and operating instructions. Model 400 .8¢ less batt. #7 battery for above. .8¢ We have all kinds of miniature components for transistor circuits. 4<sup>95</sup>

### We have complete line of NORTH HILLS ELECTRIC COILS

For immediate delivery 120-A to 120-K coils . 95¢  
F-120 coil form . . . . . 65¢  
S-120 shield can . . . . . 25¢  
For R.F.—I.F. applications

## WHOLESALE RADIO PARTS, INC.

Baltimore, Md.  
311 W. Baltimore St.  
MU. 5-2134

York, Pa.  
1650 Whiteford Rd., Box 783  
York 7881

Write for our bargain filled "Best Buys Catalog"

Carl & Jerry (Continued from page 12)

boys, the audience enjoyed the play. They did not expect a polished professional performance, and the flubbed lines only aroused sympathetic amusement. Time after time the auditorium roared with laughter and applause. The loudest laugh of all came when Mr. Stagg, the portly high school principal, strode onto the stage dressed as Nero. His hairy, bare legs beneath his short tunic and his bald head garlanded with ivy gave him an appearance that was grotesque but still imposing.

"Perfect casting if I ever saw it," Carl muttered to Jerry; "but that ivy really should be poison ivy."

"Now, now; let's not be bitter because he caught you goofing off," Jerry said with a grin. "Get ready. We're on next."

**B**UT THE CURTAIN did not go up. The boys saw the school janitor talking excitedly to Mr. Stagg.

"... and it seems to have started in the closet of the office," he was saying. "I called the fire department, and they should be here any minute. I'm sure they'll have no trouble putting it out, but I hate to think what will happen if that crowd out there panics."

"Maybe I should step out on the stage and talk to them," Mr. Stagg said.

The janitor shook his head. "I wouldn't. Just let them hear the word 'fire' and they're gone."

The sounds of impatient clapping of hands and stamping of feet came through the curtain.

"Why don't you go and see how bad it is?" Jerry suggested. "We'll go on with the play and try to keep their attention. The scene coming up is pretty exciting."

"Okay," Mr. Stagg agreed. "Carl, you tell the members of the orchestra to play as loud as they can. That's one thing they can do: play loud. I'll be back as quickly as I can."

As soon as Carl came back from the orchestra pit, the curtain went up. Jerry had plugged in the transformer; and the two boys, dressed as Roman gladiators, strode toward each other across the dimly lit stage.

"Hold, Claudius," Carl said menacingly. "Take a last look at the glazed eyes will see it no more."

"'Tis not for naught they call you Tiberi-

Always say you saw it in—POPULAR ELECTRONICS

the stereo space problem is solved...



\* with the **ELECTRO-VOICE STEREO**

*matching Electro-Voice and all other high quality systems*

Now, for the first time, you don't need two full-range speakers to enjoy the added third dimension of stereophonic sound... thanks to a new application by Electro-Voice engineers of a basic principle of acoustics. As early as 1934 it was verified that bass tones below 300 cps do not indicate the location of the sound source... therefore, these tones contribute no stereo effect. This is because the ear lacks the ability to qualify direction when sound wave-lengths reach 2½ feet or more between their pressure crests. The entire stereo effect relies upon the directional placement of sounds above this point. The second sound

source in stereo, therefore, need only be a system designed specifically to reproduce that directional part of the audio spectrum above 300 cps. Based upon this fact, Electro-Voice engineers developed the STEREO, an uncompromised second channel loudspeaker to match even the largest bass producer... a compact, functional furniture piece allowing greatest placement flexibility for optimum stereo. The STEREO is designed to complement any full-range speaker by reproducing only those frequencies required for stereo, thus eliminating your need for a second expensive bulky enclosure.

**HERE'S WHAT HAPPENS:**

Low bass frequencies from both stereo channels are properly phased through the XX3 STEREO Control Filter and channeled into your present full-range speaker to utilize its full-bass reproduction capabilities; the mid-bass, treble and very high tones are fed, one channel to your full-range speaker, the other channel to the STEREO... to give you full dimensional stereo... inexpensively, compactly.

Stereo—the Electro-Voice STEREO way—gives the impact and true-to-life spaciousness of the original performance... puts you in the best seat in the house.



(In larger rooms, by the way, when you'll want stereo with the scope and magnitude of the latest movie processes... you add-on two additional STEREONS, placing them inconspicuously around the room. The two central STEREONS simply parallel each of the channels and are adjusted to a slightly lower level to make a smooth sound picture... providing directionality and full depth... the ultimate in stereo.)

Hear the remarkably versatile Electro-Voice STEREONS demonstrated at your Electro-Voice show room. After one listening you'll agree that STEREONS are THE answer to stereo in your home.

**GO-ON TO STEREO...FOR SUPERLATIVE STEREO NOW...**

For more complete information on the Stereo and other Electro-Voice ways to go Stereo, write for free booklet on choosing stereo equipment.



**Electro-Voice**®

**ELECTRO-VOICE, Inc.**  
Buchanan, Michigan

Foremost in Electro-Acoustics — High Fidelity Loudspeakers and Enclosures for STEREO, Microphones, Phonocassettes and Public Address Speakers, Marine Instruments, EMI Professional Electronic Instruments and Military Material.

**STEREO III**—3-way system for use with high efficiency systems. Employs MT30 mid-bass coaxial assembly and T35 VHF driver, built into integral 200 cps taper rate horn. Integral crossover network limits overall input to signals above 300 cps crosses over electrically at 3500 cps to Model T35 VHF driver. Flat response ± 2 db 300 cps to 19,000 cps. Two AT37 level controls of rear provide overall level match to full range speaker system. Quality match assured by individual control of "Presence" and "Brilliance" control. Available in mahogany, walnut, and limed oak. Size: 25" high, 17½" deep, 7½" wide. Shipping weight: 37 lbs. Net.....\$129.50

**STEREO IA**—Identical to Stereo III, for use with normal efficiency systems. Uses MT30B and T35B driver components. Shipping weight: 33 lbs. Net.....\$99.50  
**XX3 STEREO CONTROL FILTER**—For use with Electro-Voice Stereons. Uses matching transformer and crossover network components. All signal of 1st channel above 300 cps feeds Stereo; all signal below 300 cps from this channel is combined with full range output from second channel to utilize full bass reproduction capabilities of a single full range system. Input impedance from both amplifiers 8 ohms, output impedance 16 ohms nominal. Size: 5½" high, 4¾" wide, 5¼" deep. Ship. wt.: 8 lbs. Net \$30.00

STEREO begins with the E-V totally compatible STEREO Cartridge—already the accepted standard.

*It's easy to learn all about*  
**DIGITAL COMPUTERS • TELEVISION  
 ELECTRICITY • ELECTRONICS**  
 THE RIDER PICTURE-BOOK' WAY

Rider 'picture-book' training courses are your easiest, quickest, most economical way to learn all about electronics and launch a successful career in this growing field. Fundamentals are presented idea-by-idea permitting you to build your knowledge step-by-step. Specially conceived, easily understood illustrations support the text, and make each subject crystal-clear. These four Rider 'picture-book' courses are your springboard to a career in electronics.

**BASICS OF DIGITAL COMPUTERS** by John S. Murphy  
 Catapults you into exciting digital computer field

If you have a knowledge of the fundamentals of electronics, you can master the basics of digital computers and understand the details of any specific digital computer with this new 3 volume 'picture-book' course. Written by an expert in the computer field, text matter has been tested and proven in the training of computer field engineers and technicians. More than 350 illustrations support the text. Volume 1 covers the background of computers; Volume 2: the components and units; Volume 3: operation of the computer.

- #196, soft covers, 3 vol. set, 416 pp., \$6.95
- #196-H, cloth binding, 3 vols. in one binding, \$7.95

**BASIC TELEVISION** by Dr. Alexander Schure

Newcomer or old 'pro' you can learn all about television

You can learn the complete basic principles and practices of black and white television easily, quickly and understandably with this new 5-volume 'picture-book' course. Leading editors and teachers have declared this to be the clearest presentation of the basic fundamentals, operation and circuitry of black and white television ever published. Everything from the transmitter to the picture on the receiver screen is explained with utmost clarity. More than 700 understandable, exciting illustrations.

- #198, Soft cover, 5 vol. set, \$10.00
- #198-H, cloth bound, 5 vols. in one binding, \$11.50

**BASIC ELECTRICITY — BASIC ELECTRONICS**

by Van Valkenburgh, Nooger, Neville, Inc.

This is the fabulous "Common Core" training program so successfully used by the U.S. Navy to teach over 25,000 Navy students the basics of electricity and electronics. Now this material is available for civilian training. Over 1700 big "show-how" drawings make every subject crystal clear — regardless of previous education. You will be astounded at how easy it is to learn from these courses.

**BASIC ELECTRICITY** — Vols. 1 and 2 cover DC components and circuits, vols. 3 and 4 cover AC components and circuits; vol. 5 covers AC and DC motors and machinery.

- #169, soft cover, 5 vol. set, \$10.00
- #169-H, cloth bound, 5 vols. in one binding, \$11.50

**BASIC ELECTRONICS** — Vol. 1, diodes and power supplies; vols. 2 and 3, amplifiers and oscillators, vols. 4 and 5, transmitters and receivers.

- #170, soft cover, 5 vol. set, \$10.00
- #170-H, cloth bound, 5 vols. in one binding, \$11.50

Send today for these exciting new training courses — you risk nothing! Examine them in your own home for ten full days. If, at the end of that time you are not completely satisfied, simply return the books for full refund of purchase price. Order these books today. If your dealer doesn't have these books, order direct.

10 day unconditional money back guarantee



John F. Rider Publisher, Inc. PE-11  
 116 West 14 St., New York 11, N.Y.

I enclose \$\_\_\_\_\_. Please send  
 (check catalog numbers of courses desired)

196\_\_\_\_ 196-H\_\_\_\_ 198\_\_\_\_ 198-H\_\_\_\_ 169\_\_\_\_  
 169-H\_\_\_\_ 170\_\_\_\_ 170-H\_\_\_\_

Name \_\_\_\_\_

Address \_\_\_\_\_

City \_\_\_\_\_ Zone \_\_\_\_\_ State \_\_\_\_\_

**Carl & Jerry** (Continued from page 14)

us the Talker," Jerry taunted. "Let's see if your Roman blade is as nimble as your Roman tongue."


Gingerly the boys drew their swords from the scabbards, being very careful that the blades did not touch their bodies. Then they warily approached each other and crossed swords. As they did so, the sparks crackled, and a gasp of astonishment came from the audience.

On this cue the orchestra roared to life. Each player was giving his instrument all it would take, paying scant attention to the other instruments or to the leader; and the effect was tremendous. But the cacophony of sound went well with the desperate action taking place on the stage.

Carl and Jerry were carried away with the occasion and put on a real sword fight. Blade clanged against blade with a sound heard even above the thunder of the orchestra. At each contact hissing sparks of blue and red lighted the dim stage with a fitful lightning. The smell of ozone filled the air.

Carl's long arms gave him a reach advantage, but Jerry's deceptive quickness overcame this. As minute after minute passed, however, Carl's good athletic condition began to tell. He was scarcely breathing hard, while Jerry's round face was bathed with sweat, and his breathing was open-mouth panting.

Still the fight went on. Ordinarily it would have been over quickly, but the boys were determined to keep it going until they had some sign that the danger



... At each contact hissing sparks of blue and red lighted the dim stage with a fitful lightning ...

Always say you saw it in—POPULAR ELECTRONICS



**"50% to 70% OF MISSILES  
ARE ELECTRONIC PARTS"**

The Future is Wide Open in Guided Missile

# ELECTRONICS

when you acquire high-level training in  
**ELECTRONIC ENGINEERING TECHNOLOGY**

**CREI** prepares you  
quickly for success in

Guided Missiles    Radar  
Instrumentation    Automation  
Servomechanisms    Telemetry  
Computers    Electronics Manufacturing  
Aeronautical Electronics  
Communications    Astronautics

**SEND NOW FOR CREI'S NEW FREE BOOKLET**

Crammed with facts and data — containing a time-proved plan to make you ready for the big jobs and high-salaried, secure, life-time careers now being offered in America's fastest growing industry.

Tells what employers demand of YOU in technical knowledge.

Tells about opportunities — what they pay — the security and other benefits when you qualify.

Tells how you can qualify for top-pay jobs in Radar, Guided Missiles, Servos, Computers, Aeronautical Electronics, Electronic Manufacturing, Communications.

CREI also offers residence training in Washington, D. C. at the same high technical level. Day and evening classes start at regular intervals. Qualified residence school graduates earn degree as "Associate in Applied Science." You can qualify for CREI home study training if you have had electronic education, or experience in electronics—and realize the need of a high level technical knowledge to make good in the better electronic jobs. (Electronics experience is not required for admission to CREI Residence School.)



**MAIL TODAY FOR YOUR FREE BOOKLET**

**CAPITOL RADIO ENGINEERING INSTITUTE**

ECPD Accredited Technical Institute Curricula — Founded 1927

Dept. 1211-E    3224 16th St., N. W., Washington 10, D. C.

Please send me your course outline and FREE illustrated Booklet, "Your Future in the New World of Electronics" . . . describing opportunities and CREI home study courses in Practical Electronic Engineering Technology.

- CHECK**     Radar, Servo and Computer Engineering Technology  
**FIELD OF**     Electronic Engineering Technology  
**GREATEST**     Broadcast (AM, FM, TV) Engineering Technology **M**  
**INTEREST**     Television Engineering Technology  
                   Aeronautical Electronic Engineering Technology

Name.....Age.....

Street.....

City.....Zone.....State.....

Check:  Home Study     Residence School     Korean Veteran

To help us answer your request intelligently, please give the following information:

EMPLOYED BY.....

TYPE OF PRESENT WORK.....

EDUCATION: YEARS HIGH SCHOOL.....

OTHER.....

ELECTRONICS EXPERIENCE:.....

## Carl & Jerry (Continued from page 16)

was over. That sign arrived at last as Mr. Stagg and the fire chief came in the rear of the auditorium and walked up the aisle to the stage.

**T**HE BOYS stopped fighting, and all the lights in the house went on. Mr. Stagg strode on the stage and held up his hand.

"Folks, I can tell you now we had a little excitement across the hall that was not on the program. Some oily rags caught fire in a closet and we had a pretty good fire going until the chief here and his men put it out. Now that your minds are off the stirring action on the stage, you will probably notice that you can smell the smoke. "We were afraid of panic. While I went to investigate the fire, these two young men you have been watching on the stage essayed to keep your attention away from the smell of smoke, the sound of sirens, or anything else that could easily have precipitated a dangerous panic; and they were aided and abetted by this sterling collection of frustrated soloists we call our orchestra. Even across the hall that music,

if I can apply the term loosely, was excruciatingly loud."

Mr. Stagg beckoned with both hands for Carl and Jerry to draw near to him. He placed an affectionate arm across the shoulders of each embarrassed, squirming boy as he remarked: "I like to think that in this school we teach more than the three R's. We try to teach character. And from the evidence these two boys have given us tonight, I am encouraged to believe that we are succeeding. When I think about how calm, how level-headed, how resourceful these two were tonight, it puts a gladness in my heart, a proud gleam in my eye, a new spring in my step—yowwww!" he screamed as he gave a sudden great leap that took him clear over the footlights to plunge both sandaled feet squarely through the kettle drum.

He had hugged the boys to him a little too strongly, and the bared swords they still carried in their hands had been forced into contact with his naked shins at precisely the same time.

**T**HIS REALLY brought down the house. The audience rose from their seats and

# HERSHEL SHOOTS THE MOON!

**OUT-OF-THIS WORLD VALUES on ELECTRONIC PARTS & HI-FI SUPPLIES!**

### BRAND NEW U.S. AIR FORCE B-29 BOMBSIGHT

Cost U.S. Govt. \$25,000.00

YOU PAY

**\$2950**



INCLUDES:  
22H x 13W x 17D  
STEEL STORAGE  
CASE WITH KEY LOCK

- Contains Over 100 Precision Bearings
- Ground Optic Lenses
- Gyroscopes
- Motors
- Gears
- Switches
- Relays

AND THOUSANDS OF OTHER USEFUL PARTS.  
SHIPPED ANYWHERE IN U.S.A. FREE!

### 3-WAY HI-FI SPEAKER KIT

\$39.95 VALUE

SALE PRICE .... **\$12<sup>95</sup>**

Complete—Less Board

Includes: 12" Woofer—Two 3 1/2" Tweeters. Choke Input with Cross-Over Condenser and Brilliance Control. Dia. Furnished. Freq-Response 40 to 18,000.

SHIPPED ANYWHERE IN THE U.S.A. FREE!



### PLATE TRANSFORMER

PRI. 110V 60 Cycle  
Sec. 660-0-660, 660-0-660  
350 MA. Can be changed  
to Sec. 1320-0-1320 350  
MA. Dia. Furnished. Wt.  
28 lbs. 6 1/2" x  
H x 6 1/2" x  
5 1/4" D. **\$995**

## MYSTERY PACKAGE

20 Pounds of ELECTRONIC PARTS

Worth \$40.00

OUR PRICE ONLY

**\$3<sup>95</sup>**

It's Another THRILLING  
HERSHEL SURPRISE.  
20 pounds of BRAND  
NEW usable Govt.  
Surplus. Perfect gift  
for Hams, etc.



### ALL-PURPOSE FIL TRANSFORMER

PRI. 117 v.  
60 cyc. 100.

**\$495**



0-4 v. 12A  
0-6 v. 10A  
0-10 v. 7A  
0-15 v. 5A  
0-25 v. 3A  
0-50 v. 1.5A

### FIL. Transformer

**\$295**

Heavy Duty  
Pri. 120v 60 cy  
Sec. 11v. A12Amp  
or 10 v. A12Amp



### OIL CONDENSER

**\$165**



3 MPD. 3000  
VDC. Brand  
Oil W/Mineral  
Ins. Brackets  
3-1 Mid. 3000 VDC.  
New removed from  
equip. 4 1/2" x 4 1/2" x 2 1/2"

# HERSHEL RADIO CO.

5249 GRAND RIVER

Detroit 8, Michigan

Phone TYler 8-9400

TERMS: Cash with order or 25%  
Down—Balance C.O.D. All prices  
F.O.B. Detroit. Min. Order \$2.00

see what's new in electronic kits...

see the outstanding 1959 **knight-kits**

AN ALLIED RADIO PRODUCT



featured in **ALLIED'S**  
1959 CATALOG

*free!* send for it



There's a **knight-kit** for every need

- LOWEST COST • EASIEST TO BUILD
- LATEST DESIGN • FINEST QUALITY

*Do-It-Yourself!* SAVE UP TO 50%

SEE TYPICAL **knight-kit** VALUES LIKE THESE




knight-kit Stereo  
Adapter Control Kit  
Y-778 \$9<sup>95</sup>




knight-kit Stereo  
Deluxe Preamp Kit  
Y-776 \$62<sup>50</sup>



knight-kit "Space Spanner"  
2-Band Receiver Kit  
Y-259 \$18<sup>95</sup>




knight-kit Amateur Com-  
munications Receiver Kit  
Y-726 \$104<sup>50</sup>



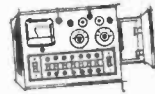
knight-kit Dual 30-Watt  
Stereo Hi-Fi Amplifier Kit  
Y-777 \$84<sup>50</sup> (less case)




knight-kit 12-Watt  
Hi-Fi Amplifier Kit  
Y-784 \$19<sup>95</sup> (less case)




knight-kit "Ranger III"  
AC-DC Radio Kit  
Y-736 \$16<sup>95</sup>




knight-kit "400"  
Tube Checker Kit  
Y-707 \$19<sup>95</sup>




knight-kit "Span-Mas-  
ter" 4-Band Receiver Kit  
Y-258 \$24<sup>95</sup>



knight-kit "Ranger"  
Clock-Radio Kit  
Y-737 \$24<sup>95</sup>



knight-kit "Ranger"  
Radio-Intercom Kit  
Y-739 \$27<sup>50</sup>



knight-kit 12-in-1  
Electronic Lab Kit  
Y-272 \$14<sup>95</sup>

*Plus* DOZENS OF OTHER BEST BUY **knight-kits**

EASY TERMS AVAILABLE  
on orders of \$20 or more; only 10% down

**HI-FI KITS**

- 18-Watt Amplifier
- 25-Watt Basic Amplifier
- 30-Watt Amplifier
- FM-AM Tuner
- FM Tuner
- Hi-Fi Preamplifier
- 2-Way Speaker Systems
- 3-Way Speaker Systems

**HOBBY KITS**

- Printed Circuit Radio

- "Ocean-Hopper" Radio
- 5-Transistor Portable
- 2-Transistor Pocket Radio
- Transistor Lab Kit
- 1-Transistor Radio
- 2-Way Intercom
- Wireless Broadcaster
- Photoelectronic System
- Electronic Photoflash
- Crystal Set

**INSTRUMENT KITS**

- 5" Oscilloscopes
- VTVM
- Tube Testers
- VOM's
- RF Signal Generator
- Signal Tracer
- Audio Generator
- Sweep Generator
- R/C Sub Boxes
- Capacitor Checker


**R/C Tester**

- Transistor Checker
- Flyback Checker
- Battery Eliminator
- Voltage Calibrator
- AMATEUR KITS**
- 50-Watt Transmitter
- Self-Powered VFO
- 100 kc Crystal Calibrator
- RF "Z" Bridge
- Code Practice Oscillator

**FREE**

452-PAGE 1959  
ALLIED CATALOG

Send for this value-packed catalog featuring the complete KNIGHT-KIT line, as well as the world's largest stocks of everything in Electronics. You'll want this money-saving Buying Guide. WRITE FOR YOUR FREE COPY TODAY!



**ALLIED RADIO**

ALLIED RADIO CORP., Dept. 134-L8  
100 N. Western Ave., Chicago 80, Ill.

Send FREE 1959 ALLIED 452-Page Catalog

Name \_\_\_\_\_

Address \_\_\_\_\_

City \_\_\_\_\_ Zone \_\_\_\_\_ State \_\_\_\_\_

## Carl & Jerry (Continued from page 18)

surged to the orchestra pit to help the principal out of the drum. Carl and Jerry took advantage of the confusion to jerk the wires loose from the swords and to recover their transformer. Then they sneaked out the rear door and walked home through the bright, clear harvest moonlight.


Every few steps they stopped and leaned against each other in helpless laughter as they recalled the picture of Mr. Stagg sailing over the footlights.

"Just tell me one thing, Jer," Carl finally gasped. "Did you do it deliberately?"

"Honestly I don't know," Jerry said, wiping his eyes with his handkerchief. "I saw the blade getting closer and closer to his leg, and when he said, 'a new spring in my step,' well, it was as if no power on earth could stop it."


"I know, I know!" Carl broke in. "It seemed that someone else's hand had hold of my sword. But I'll bet the final act of this year's Latin Club play will be remembered in this town for a long, long time to come."

-30-



... "It puts a gladness in my heart, a proud gleam in my eye, a new spring in my step—yowwww!" he screamed as he gave a sudden great leap ...

Always say you saw it in—POPULAR ELECTRONICS



THE MOST INTRICATE SOLDERING  
JOBS BECOME EASY WITH A

# Weller

## SOLDERING GUN

You hold the Weller soldering gun like a pistol. Merely touch the trigger and soldering tip heats instantly . . . dual spotlights flick on to light up your work and eliminate shadows. Even more, the Wellertip can be bent to get into the most difficult places. Nothing matches a Weller Soldering Gun for speed and accuracy. Universally used by electronic servicemen, it's the most useful tool ever designed for hams, experimenters and hi-fi enthusiasts.

## WELLER SOLDERING KIT



Includes Soldering Gun, Soldering Tool, Wire Bristle Cleaning Brush and Kester Solder.

**\$7<sup>95</sup>**  
MODEL 8100K

See all the Weller Soldering Guns and Kits  
at your Electronic Parts Distributor

WELLER ELECTRIC CORP. • EASTON, PA.

**WE'RE MAKING IT EASIER THAN EVER TO BECOME A WELL PAID  
RADIO-TELEVISION SERVICE TECHNICIAN**

**NOW - Just \$6 Starts You Training in  
RADIO-TELEVISION  
the SPRAYBERRY "Learn-by-Doing" Way . . .**

**25 BIG, COMPLETE KITS  
of PARTS & EQUIPMENT**



To help you learn fast the practical side of Radio-Television, we send you expertly engineered training kits to test and assemble for interesting, valuable shop-bench practice.



- The new Sprayberry Training Television Receiver, built and tested in 5 sections.
- Now offered . . . this fine modern oscilloscope.
- You build this powerful two-band superheterodyne radio receiver.



**Big New  
CATALOG  
AND  
Sample Lesson  
FREE!**



You build the new Sprayberry tester—a complete 18-range Volt-Ohm-Milli ammeter test meter.

\*\*\*\* This great industry is begging for trained men . . . to step into good paying jobs or a profitable business of their own! Our new plan opens the doors of Radio-Television wide to every ambitious man who is ready to act at once!

Men by the thousands . . . trained Radio-Television Service Technicians . . . are needed at once! Perhaps you've thought about entering this interesting, top paying field, but lack of ready money held you back. Now—just \$6 enrolls you for America's finest, most up to date home study training in Radio-Television! Unbelievable? No, the explanation is simple! We believe Radio-Television *must* have the additional men it needs as quickly as possible. We are willing to do our part by making Sprayberry Training available for less money down and on easier terms than ever before. This is your big opportunity to get the training you need . . . to step into a fine job or your own Radio-Television Service Business.

**Complete Facts Free—Act Now; Offer Limited**

Only a limited number of students may be accepted on this liberal and unusual basis. We urge you to act at once . . . mail the coupon below and get complete details plus our big new catalog and an actual sample lesson—all free. No obligation . . . no salesman will bother you.

**HOME STUDY TRAINING IN SPARE TIME**

Under world-famous 27-year old Sprayberry Plan, you learn entirely at home in spare time. You keep on with your present job and income. You train as fast or as slowly as you wish. You get valuable kits of parts and equipment for priceless shop-bench practice. And everything you receive, lessons and shipment alike, is all yours to keep.

**LET US PROVE HOW EASILY YOU CAN LEARN!**

Radio-Television needs YOU! And Sprayberry is ready to train you on better, easier terms, than any ambitious man can afford. Just \$6 starts you! Mail coupon today . . . let the facts speak for themselves. You have everything to gain. Let us prove the kind of opportunity in store for you!

**SPRAYBERRY Academy of Radio-Television**  
1512 Jarvis Avenue, Dept. 105-N, Chicago 26, Illinois

**Mail This Coupon Now—No Salesman Will Call**

**Sprayberry Academy of Radio-Television**  
Dept. 105-N, 1512 W. Jarvis Ave., Chicago 26, Ill.

Please rush all information on your ALL-NEW Radio-Television Training Plan. I understand this does not obligate me and that no salesman will call upon me. Include New Catalog and Sample Lesson FREE.

NAME \_\_\_\_\_ Age \_\_\_\_\_

ADDRESS \_\_\_\_\_

CITY \_\_\_\_\_ ZONE \_\_\_\_\_ STATE \_\_\_\_\_



**STEREO-ADAPTED  
15-Watt Amplifier  
DISCOUNTED 40%**



**THE  
REALISTIC AF-15**

NEW REALISTIC AF-15 amplifier with 20-20,000 cps  $\pm 1$  db output at 15 watts; 6-tube AC circuit with two EL-84s; full +15 and -15 tone controls; separate loudness and volume controls! Complete in compact 9 $\frac{3}{8}$  x 4 $\frac{3}{8}$  x 6 $\frac{1}{8}$ " case at NO added cost! Other features include: RIAA-phono and Ampex-tapehead equalization; 7-way speaker switch for up to four 4/8/16-ohm speakers in any combination; distortion under 1%. The AF-15 has built-in terminals for attaching the Realistic Stereo Master stereo controlling/switching unit plus a second amplifier without wiring.

Reg. \$66.95  
**\$39<sup>95</sup>**

**NEW  
CATALOG**



- ★ 232 Pages BIG!
- ★ 84 Stereo-Monaural Hi-Fi System Bargains!
- ★ 30,000 Items!
- ★ Low Mail-Order Prices

**Radio Shack Corp. Dept. 11B**

730 Commonwealth Avenue, Boston 17, Mass.

- Send FREE 232-Page 1959 Catalog
  - One AF-15 Amplifier, 33X005YD, \$39.95
  - 30-Watt Stereo Pair, R-7243AF15D, \$89.95
- Please enclose check or money order!

Name \_\_\_\_\_

Address \_\_\_\_\_

City \_\_\_\_\_ Zone \_\_\_\_\_ State \_\_\_\_\_

**Stores:** 167 Washington St., Boston, Mass.  
230 Crown St., New Haven, Conn.

**LETTERS  
FROM OUR READERS**

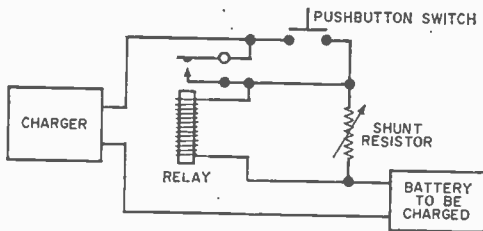
**Suggestions for Battery Charger**

■ Regarding Julian H. Hoffman's problem of how to cut off a battery charger automatically, I suggest that he use a d.c. solenoid. The coil should be put in series with the output of the battery charger. The plunger should be connected so as to drop and open the primary circuit of the power transformer when the current falls to a predetermined value.

SAL CASSAR  
Brooklyn, N. Y.

■ A very simple and inexpensive solution would be the use of a d.c. relay. The relay coil and its contacts could be wired in series so that the charging current or a part of it flows through both. Relays which are capable of closing on as little as a fraction to 100 ma. are readily available. These have maximum current-handling capability of 10 to 20 times their minimum value.

The values may be juggled proportionately by use of shunt resistances. With such an arrangement, some temporary means for shorting the re-



lay contacts must be provided. A push button works well. This must be done to permit the relay coil to energize.

Shunt resistance may be selected to handle any amount of peak charging current. The relay will de-energize and open the contacts when the charging current has fallen below the minimum necessary to keep it closed.

I have used this system for automatic shutoff with complete success many times.

D. B. KRET  
Scottsdale, Ariz.

■ Herewith is an idea which I have not tried, but would try if I felt need of such a device. First, I would appreciate comment on the following two points:

One: It is said that a storage battery will give best service if it is rather well discharged before being charged up again; if it is recharged when only slightly down, the action is all on the surface of the plates. The deeper portion becomes hardened from lack of use, so that the cell is unable to deliver the amount of current it should.

Two: As the battery nears full charge, the flow tapers down to a negligible amount, so no harm is done in leaving it on charge—at least, that's how it's supposed to be. If the battery goes above six volts, the line voltage is too high for the

**NOW!**  
at a price  
you can afford!

# MAKE MORE MONEY in TELEVISION RADIO-ELECTRONICS

**BETTER... MORE COMPLETE... LOWER COST...  
WITH NATIONAL SCHOOLS SHOP-METHOD  
HOME TRAINING!**

**BETTER...** Training that is proved and tested in Resident School Shops and laboratories, by a School that is the **OLDEST** and **LARGEST** of its kind in the world.

**MORE COMPLETE...** You learn **ALL PHASES** of *Television-Radio-Electronics*.

**LOWER COST...** Other schools make several courses out of the material in our **ONE MASTER COURSE**... and you pay more for less training than you get in our course at **ONE LOW TUITION!**



These  
**two FREE books** will  
show you how!

You get all information  
by mail... You make  
your own decision... at  
home! **NO SALESMAN  
WILL CALL**

## TOP PAY... UNLIMITED OPPORTUNITIES LIFETIME SECURITY CAN BE YOURS!

You are needed in the Television, Radio, and Electronics industry! Trained technicians are in growing demand at excellent pay—in **ALL PHASES**, including Servicing, Manufacturing, Broadcasting and Communications, Automation, Radar, Government Missile Projects.

**NATIONAL SCHOOLS SHOP-METHOD HOME TRAINING**, with newly added lessons and equipment, trains you in your spare time at home, for these unlimited opportunities, including many technical jobs leading to supervisory positions.

**YOU LEARN BY BUILDING EQUIPMENT WITH KITS AND PARTS WE SEND YOU.** Your National Schools course includes thorough *Practical* training—**YOU LEARN BY DOING!** We send you complete standard equipment of professional quality for building various experimental and test units. You advance step by step, perform more than 100 experiments, and you build a complete TV set from the ground up, that is yours to keep! A big, new TV picture tube is included at no extra charge.

**EARN AS YOU LEARN.** We'll show you how to earn extra money right from the start. Many of our students pay for their course—and more—while studying. So can you!

### RESIDENT TRAINING AT LOS ANGELES

If you wish to take your training in our Resident School at Los Angeles, the world's TV capital, start **NOW** in our big, modern Shops, Labs and Radio-TV Studios. Here you work with latest Electronic equipment—professionally installed—finest, most complete facilities offered by any school. Expert, friendly instructors. Personal attention. Graduate Employment Service. Help in finding home near school—and part time job while you learn. Check box in coupon for full information.

**LESSONS AND INSTRUCTION MATERIAL ARE UP-TO-DATE, PRACTICAL, INTERESTING.** Every National Schools Shop-Method lesson is made easy to understand by numerous illustrations and diagrams. All instruction material has been developed and tested in our own Resident School Shops, Laboratories and Studios.

**SEND FOR INFORMATION TODAY**... it can mean the difference between **SUCCESS** and failure for you! Send for your **FREE BOOK** "Your Future in Television-Radio-Electronics" and **FREE Sample Lesson.** Do it **TODAY**, while you are thinking about your future. It doesn't cost you anything to investigate!

### GET THE BENEFITS OF OUR OVER 50 YEARS EXPERIENCE

Approved for  
GI Training



**NATIONAL SCHOOLS**

Los Angeles 37, Calif.

### YOU GET...

- 19 Big Kits—**YOURS TO KEEP!**
- Friendly Instruction and Guidance
- Job Placement Service
- Unlimited Consultation
- Diploma—Recognized by Industry
- **EVERYTHING YOU NEED FOR SUCCESS!**

**SHOP-METHOD HOME TRAINING  
COVERS ALL PHASES OF INDUSTRY**

1. Television, including Color TV
2. Radio AM & FM
3. Electronics for Guided Missiles
4. Sound Recording and Hi-Fidelity
5. FCC License
6. Automation and Computers
7. Radar & Micro-Waves
8. Broadcasting and Communications

## NATIONAL TECHNICAL SCHOOLS

WORLD-WIDE TRAINING SINCE 1905

MAIL NOW TO

NATIONAL SCHOOLS, Dept R2G-118

4000 S. FIGUEROA ST. LOS ANGELES 37, CALIF.

Rush free TV-Radio "Opportunity" Book and sample lesson. No salesman will call.

NAME \_\_\_\_\_ AGE \_\_\_\_\_

ADDRESS \_\_\_\_\_

CITY \_\_\_\_\_ ZONE \_\_\_\_\_ STATE \_\_\_\_\_


Check if Interested **ONLY** in Resident School training at Los Angeles.  
VETERANS: Give date of Discharge

Convert your phonograph to  
**STEREO**  
 with FANON  
 LOW-COST  
 CONVERSION KITS

- \* Adapts Phonograph for Hi-Fi Stereo and Monaural.
- \* Improves Sound Quality of Monaural Recordings.
- \* Second Amplifier-Speaker System Adds Depth.

Bring your high fidelity record player (any make) up to date to play the new stereophonic records as well as standard monaural recordings with new depth and exciting realism.

It's easy . . . inexpensive . . . and simple to install! These new Fanon Conversion Kits offer you top fidelity for the most economical changeover today. The speaker-amplifier units alone can be used with your tape recorder, tuner, etc. for fuller, richer tone quality. See them now . . . You get more for your dollar with Fanon quality Sound.



**FANON STK-4**

Smartly styled cabinet with high fidelity three tube amplifier and two 4" phased speakers. Separate bass, treble and volume controls. Kit includes Hi-Fi ceramic stereo turnover cartridge, phono jack and mounting accessories 15 ft. of extension cable included. Tu-tone fashion-fabric covered.

ONLY \$39.95 List  
 ST-4 Same speaker-amplifier unit as above less cartridge and accessories. \$31.95 List.

**FANON STK-10**

Rich, high fidelity 5-tube (push-pull) amplifier with one 8" woofer and one 3" tweeter in magnificent hand-rubbed mahogany cabinet. Separate bass, treble and volume controls. Hi-Fi ceramic turnover cartridge, phono jack and accessories plus 15 ft. of extension cable included in kit

ONLY \$59.95 List In blond or walnut, \$61.95.

ST-10 Same as above less cartridge, accessories, etc. \$51.95 List



**FANON STK-5**

Same amplifier and speaker components as STK-10 but in handsome fashion fabric tu-tone cabinet. Cartridge, accessories and 15 ft. cable included.

ONLY \$49.95 List  
 ST-5 Same as above, less cartridge, accessories, etc. \$41.95 List

See the complete line of FANON Stereo Systems and Conversion Kits at your local Hi-Fi Distributor.

**FANON ELECTRIC CO. INC.**  
 98 Berriman Street  
 Brooklyn, N. Y.

All prices slightly higher in western states!

**Letters**

(Continued from page 22)

charger, and can be regulated by an adjustable auto-transformer.

For the automatic disconnect: Since the charging current varies over quite a range, I suggest two relays in parallel, one heavy-duty and one light-duty, with actual values determined by the maximum and minimum current flow expected. The heavier relay, set by hand, is to hold the charger on the line until the charging rate drops too low to hold it. When it opens, the inductive kick should close the smaller relay, so that the charge continues until tapered down too far to hold the smaller relay engaged. Power interruptions or line voltage fluctuations would take the charger off ahead of time, but no harm would be done.

ARTHUR F. MILES  
 San Diego, Calif.

**Which Fuse Blows First?**

■ I recently built a small transmitter from a kit, and since it did not have any provision for a fuse, I decided to use one of those small fused plugs with 3 AG fuses. Using the rated specified wattage input of 160 watts, I computed the total input current to be about 1.4 amperes.

Figuring on a 33% overload, I found the correct fuse size to be about 1.8 amp. Since this value is between 1.5 and 2 amp, I figured that the smaller one would blow too easily and the larger one would not offer adequate protection.

Since resistors and capacitors are sometimes used in series or in parallel to change their total ratings, I wonder whether fuses in parallel could be used to get the odd ratings sometimes required. Can any one of your readers supply an answer?

I have read your magazine for two-and-a-half years and find it interesting and educational. After *Class, Kit Builders' Korner* and your *Among the Novice Hams* helped me to get my license. I use a DX-20 and NC-88 receiver with Q-multiplier.

HENRY ZYKORIE  
 2561 E. 29th St.  
 Brooklyn 35, N. Y.

*Has any reader experimented with fuses and collected data on which type of combination would do the job?*

**Extras from Scratch Filter**

■ Thank you for the article "Wipe Out Record Scratch" (June, '58, p. 54). I put the filter in my 20-watt amplifier and now my LP's sound like tape recordings. Besides eliminating scratches, it boosted the bass response, filtered out hum (I had a little trace), and gave the whole works a richer, deeper tone.

I am using a changer and a three-speaker system (one 15" coaxial, a 12" woofer, and a 4" tweeter).

TOM (COSMO) KARKAIS  
 Cicero, Ill.

**More on Tremolo**

■ In your *Letters* column in the August '58 issue, Mr. Joseph F. Curran, of Neptune, N. J., leads readers to believe that the tremolo effect in a pipe organ is caused by reverberation, phase cancellation, etc. Actually, in the pipe organ, which

Always say you saw it in—POPULAR ELECTRONICS



# AT LAST!

# RADIO-TV and ELECTRONICS TRAINING

## .... AT A PRICE YOU CAN AFFORD!



**\*21 INCH**  
Receiver Kit included

Yes, this great course costs *far less* than any training of its kind given by other major schools! Radio-Television Training School will train you for a good job in Television or Industrial Electronics — **AT HOME IN YOUR SPARE TIME.**

Think of It—a complete training program including over 120 lessons, Fourteen Big Radio-Television Kits, Complete Color-TV Instruction, Unlimited Consultation Service . . . **ALL at a really big saving to you.** How can we do this? Write to us today . . . and find out!

And what's more — you can (if you wish)  
**OPEN YOUR OWN RTS-APPROVED AND FINANCED RADIO-TV SERVICE SHOP**

**We Want 100 More Shops This Year**

This 35 year old training organization — called RTS, that's Radio-Television Training School — wants to establish a string of Radio-TV Repair Shops in principal cities throughout the U. S. So far, 36 such shops are **NOW IN BUSINESS AND PROSPERING.** We are signing contracts with ambitious men to become future owners and operators of these shops in all areas.

**FOR UNSKILLED INEXPERIENCED MEN ONLY — WE TRAIN YOU OUR WAY!**

We must insist that the men we sign up be trained in Radio-TV Repair, Merchandising and Sales by our training methods—because **WE KNOW** the requirements of the industry. Therefore, we will **TRAIN YOU . . .** we will show you how to earn **EXTRA CASH**, during the first month or two of your training period. **YOU KEEP YOUR PRESENT JOB. TRAINING TAKES PLACE IN YOUR OWN HOME, IN YOUR SPARE TIME!**

### ACT NOW!

**COMPLETE COLOR INSTRUCTION INCLUDED**

you build all these units



\*tubes excluded

### RADIO-TELEVISION TRAINING SCHOOL

5100 S. VERMONT AVENUE  
LOS ANGELES 37, CALIFORNIA

Est. 1922



**RTS APPROVED SERVICE SHOP**

Get your free book on the **FAMOUS RTS BUSINESS PLAN** find out how you can open **A REPAIR SHOP OF YOUR OWN**

We supply and finance your equipment

When you are ready and qualified to operate one of our RTS-Approved TV Repair Shops **WE WILL SUPPLY AND FINANCE EVERY BIT OF EQUIPMENT YOU NEED TO GET STARTED** plus an inventory of parts and supplies. In other words we will stake you . . . **AN OFFER NEVER MADE BEFORE BY ANY TRAINING ORGANIZATION.** Under the RTS Business Plan you receive:

1. An electric sign for the shop front.
2. Radio and TV test Equipment.
3. Letterheads, calling cards, repair tickets, etc.
4. Basic inventory of tubes, parts, supplies.
5. Advertising and promotional material.
6. Plans for shop arrangement.
7. Instructions on how to go into business.
8. Continuous consultation and help.
9. The right to use RTS Seal of Approval, and the RTS Credo.
10. The right to use the Famous Trade Mark.



RTS' Membership In The Association of Home Study Schools is your assurance of Reliability, Integrity, and Quality of Training.

**ALL THESE FREE!**



**CUT OUT AND MAIL — TODAY!**

**RADIO-TELEVISION TRAINING SCHOOL**  
5100 S. Vermont Avenue, Dept. PE 118,  
Los Angeles 37, California

SEND ME FREE — all of these big opportunity books — "Good Jobs in TV-Electronics," "A Repair Shop of Your Own" and "Sample Lesson." I am interested in:

- Radio-Television       Industrial Electronics (Automation)


Name \_\_\_\_\_ Age \_\_\_\_\_

Address \_\_\_\_\_

City & State \_\_\_\_\_

300

# Time for replacement?



For a permanent, Neat installation...  
**MOSLEY TV Wiring Accessories!**

### Y-TY

The Mosley Y-TY eliminates transmission line breakage at antenna. Provides positive connection for best reception.

### WALL FEED


A weather-proof transmission line entrance device permits line to be brought into attic or crawl space. Simple, neat installation.

### 2-SET COUPLER

Permits operation of two TV sets from one antenna at the same time. Install in attic or basement.

### WALL PLATE


Provides neat plug-in connection to antenna. Set may easily be unplugged as a safety factor during storms.



Mosley TV Accessories give new flexibility and neatness to any TV installation!

WRITE FOR FREE CATALOG 58.

Address: Dept. PE-2



**Mosley Electronics, Inc.**

8622 ST. CHARLES ROCK ROAD, ST. LOUIS 14, MISSOURI

## Letters

(Continued from page 24)


has a stop (or tab) marked "Tremolo," there is a device which causes the air at the pipes to change from a smooth flow of pressure to a varying one, or in puffs. The variation in pressure thus causes a slight change in pitch and loudness, the combination of which gives the effect called tremolo.

As to the beauty of organ music, the effects he mentions, plus the fact that a pipe organ is practically always very slightly out of tune, makes this instrument hard to imitate electronically or otherwise.

C. E. HOOVER  
 Ames, Iowa

### DQ Antenna for FM

■ Here's a photo of an adaptation of the Demi-Quad antenna from POP'tronics, January '58. It is cut  $\frac{1}{4}$ -wave on a side at 98 mc. for reception



across the FM band, and is fed by 300-ohm twin-line. It works very well in spite of a probable mismatch.

STEVE ZEIS  
 Decatur, Georgia

### Mobile Hi-Fi

■ I made the auto hi-fi cabinet (July, 1958). Its amazing to note the clean sound that it produces. I connected it to the 4-ohm tap on my WM5 Heathkit amplifier, and it produces a clean reproduction down to a low 50 cycles with no strain . . . that's with a normal listening level inside my home.

I connected it to my car radio and had it lying in the back seat of my 1955 Ford. Everybody who listened to it accused me of installing hi-fi in my car. What most people don't realize is that AM stations are playing a better quality of records than ever before.

I sure wish someone would come out with a perfect FM car radio. If they can install television in a car, it should be possible to install stable FM receivers.

H. W. HOBURG  
 Glendale, Calif.

### Inexpensive Guitar Pickup

■ Here is an inexpensive pickup for guitar, uke, or similar instrument. Use an old crystal 78-rpm

Always say you saw it in—POPULAR ELECTRONICS



only  
**SOUNDRAFT**  
 dares prove  
 its superior  
 quality!

Only when you buy Soundcraft Tape... you get an actual demonstration of superior tape quality... a premium recording that's yours in Soundcraft's new budget-priced Premium Pack. This is Soundcraft's way of proving how:

- exclusive *Micropolished* tape surface preserves your "highs."
- exclusive *Uni-level Coating* assures greater uniformity within a reel and from reel to reel.
- exclusive *plasticizer-free* Soundcraft oxide formulation gives complete tape stability.

Insist on Soundcraft Tape... in the new budget-priced Soundcraft Premium Pack... two 7" reels of Soundcraft tape with the "Sweet Moods of Jazz in Stereo" recorded on one of the reels.

**ASK ABOUT THESE**

**OTHER SOUND CRAFT PROMOTIONAL RECORDINGS:**

"Sounds of Christmas"—traditional Christmas melodies, full orchestra and chorus (monaural only).

"Dixieland Jamfest in Stereo"—a jazz classic with an All-Star combo. Ask your dealer, or write Soundcraft.

**REEVES**


**SOUNDRAFT CORP.**

**Hear it for yourself in  
 "SWEET MOODS OF  
 JAZZ IN STEREO"**

...an exclusive new full half hour recording... yours for just \$1.00 extra... when you buy two 7" reels of tape in **SOUNDRAFT'S NEW PREMIUM PACK**

containing two reels of Soundcraft tape with "Sweet Moods of Jazz in Stereo" recorded on one of the reels.

"Sweet Moods of Jazz in Stereo" features Coleman Hawkins, "Red" Allen, Marty Napoleon, George Wettig and other jazz greats in memorable interpretations of "Summertime," "Stormy Weather," "Tea for Two" and other old favorites—directed by Larry Clinton, recorded exclusively by Soundcraft... not for sale anywhere else at any price!



Your choice of school is highly important to your career in



**INDUSTRIAL  
ELECTRONICS**



**RADIO-  
TELEVISION**



**ELECTRONICS  
COMMUNICATIONS**

Become an  
**ELECTRICAL ENGINEER**  
or an  
**ENGINEERING TECHNICIAN**  
at

**MSOE** in Milwaukee

Choose from courses in:

**ELECTRICAL ENGINEERING**  
Bachelor of Science degree in 36 months.  
Communications or Electrical Power.  
**ENGINEERING TECHNOLOGY**  
Assoc. in Applied Science degree in 18 months.

Electronics Communications (radio-tv),  
Electrical Power or Computers.  
MSOE—located in Milwaukee, one of  
America's largest industrial centers—is  
a national leader in electronics instruction  
—with complete facilities, including  
the latest laboratory equipment, visual  
aid theater, amateur radio transmitter—  
offers 93 subjects in electrical engineering,  
electronics, radio, television, electrical  
power, and electricity.

Advisory committee of leading  
industrialists. Courses approved for  
veterans. Over 50,000 former students.  
Excellent placement record.

Previous educational, practical, or military training evaluated  
for advance credit.



QUARTERS BEGIN SEPTEMBER, JAN-  
UARY, MARCH, JULY

Choose wisely—your future  
depends on it. Write today!

**MILWAUKEE**  
SCHOOL OF ENGINEERING

Dept. PE-1158, 1025 N. Milwaukee St., Milwaukee 1, Wis.  
Send FREE career booklets. (Please print)

I am interested in.....  
(Name of course)

Name..... Age.....

Address .....

City..... Zone.... State.....

I am  I am not eligible for veterans educational benefits.

Discharge date.....

**Letters**

(Continued from page 26)

record player cartridge. Place the cartridge so that the needle touches the metal clamp that holds the guard on. Then tape it in place and hook it to your hi-fi set or a regular guitar amplifier. You can experiment by moving the cartridge to different places around the guitar guard.

LYNWOOD TRASK, JR.  
Springfield, Mo.

**Pocket Receiver Does Job**

■ Here is a photo of the "Half-Pack" receiver built from the plans in your May '58 issue. It really



works very well and the volume obtained is indeed ear-splitting.

B. V. VINKUNS  
Binghamton, N. Y.

**Numbering the Quizzomat**

■ Readers who have trouble checking the Quizzomat circuits (August, pages 46, 47), will find that by numbering the panel up instead of down, as shown, it will come out right. I think it would have been simpler to number both switches and lamps from right to left on the schematic; they would then agree with the panel photo as it stands.

ARTHUR F. MILES  
San Diego, Calif.

**Versatile Instrument**

■ I thoroughly enjoyed your volt-output meter in January 1958. After building it, I found I could not limit its uses to a voltmeter and an output meter but could use it for other gadgets too. So far the new uses I've found for it are as an ohmmeter, signal tracer, and continuity tester. I hope to find even more.

JAMES LIPMAN  
Forest Hills, N. Y.

**More Tuners**

■ Your AM Tuner ("Tuner + Audio = Radio") in the July '58 issue is excellent. Is it at all possible to publish a circuit for an FM tuner that is as small and simple to build as this one?

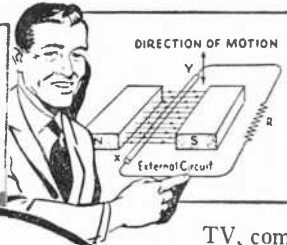
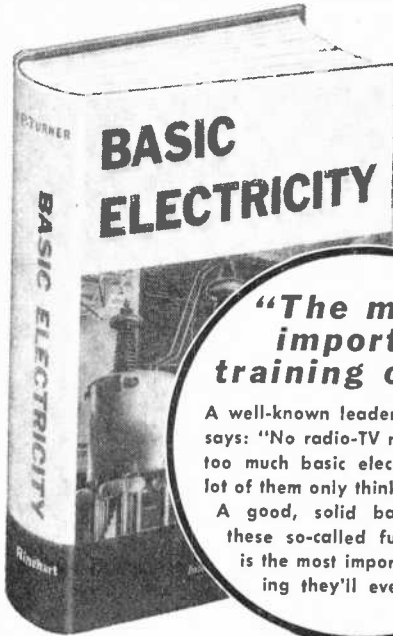
J. C. SOMERS, JR.  
Washington, D. C.

We'll work on one, but the problem of good reception is more difficult.

Always say you saw it in—POPULAR ELECTRONICS

# Whatever you want to do in Radio-Electronics . . . LEARN BASIC ELECTRICITY

# FIRST!



**"The most important training of all!"**

A well-known leader in electronics says: "No radio-TV men ever knew too much basic electricity—and a lot of them only think they know it.

A good, solid background in these so-called fundamentals is the most important training they'll ever get."

Learn your basic electricity NOW! Learn it thoroughly! Then everything else in electronics, radio, TV, communications, hi-fi. etc. comes 10 times as easy—because they're all based on the same fundamental electrical principles!

That's why this big, new, 396-page BASIC ELECTRICITY manual brings you the most important training of all. It is a complete course in basic electrical subjects, including basic electronics. For the beginner, it is as necessary as oars are to rowing a boat. For the more experienced serviceman, amateur, experimenter or hi-fi enthusiast it paves the way to new and better understanding of almost any problem, circuit, component or piece of equipment.

## COMPLETE ELECTRICAL "KNOW HOW" (Including Basic Electronics) in one big, easily understood home training guide

BASIC ELECTRICITY'S down-to-earth treatment of the all-important fundamentals can quickly clear up misunderstandings and problems that may be puzzling you now.

No involved mathematics—just plain, common technical sense!

From basic circuits and currents to electro-magnetism . . . from capacitance to resistance . . . from polyphase systems to 'phone principles . . . from instruments to the whys and wherefores of electrical tests . . . from amplifiers to oscillators . . . from vacuum tubes to transistors and dozens of other subjects, this big book explains things from the beginning.

Essential elements such as motors, generators, batteries, rectifiers, transformers and subjects like polyphase and power factor often neglected by ordinary books—

are fully, and clearly taught in a way you can hardly fail to understand.

More than 300 pictures, charts and diagrams SHOW you the how and why of things. Dozens of basic electrical problems solutions make details doubly clear. Each chapter ends with a self test review so you'll be sure not to miss out on matters it's important for you to know. A top notch instructor standing by your side could hardly do better!

Best of all, the price of this new training book is only \$6.50. If sent to you in lesson form as a correspondence course, you'd say it was a bargain at \$100!

Use coupon today! Read BASIC ELECTRICITY for 10 days. If not more than satisfied, send back the book and don't owe us a cent!

### Here's what it contains!

Following is a partial list of subjects: Circuits and Currents; Magnetism and Electromagnetism; Controls; Capacitance; Inductance; Resistance; Phase Relations; Generators; Motors; Rectifiers; Transformers; Wiring; Illumination; Instruments; Measurements; Tubes; Transistors; Amplifiers; Oscillators; X-Rays; Power Factor; Servos; Industrial Electronics; Automation . . . and many others.

### STUDY 10 DAYS FREE!

Dept. PE-118, RINEHART & CO., INC.  
232 Madison Ave., New York 16, N. Y.

Send 396-page BASIC ELECTRICITY home training manual for 10-day FREE EXAMINATION. If I like book, I will then send \$6.50 (plus postage) promptly in full payment. If not, I will return book in 10 days and owe nothing. (SAVE! Send \$6.50 with order and we pay postage. Same 10-day return privilege with money refunded.)

Name.....  
Address.....  
City, Zone, State.....

OUTSIDE U.S.A.—\$7.00 cash. Money back if you return book in 10 days.

# Free!



# New



## D-58 CATALOG

at your  
Authorized  
ERIE DISTRIBUTOR

The new ERIE D-58 Catalog, including the complete and enlarged line of ERIE Electronic Components is ready. Your authorized ERIE Distributor has a copy for you. If he can't supply you, write us, giving his name.

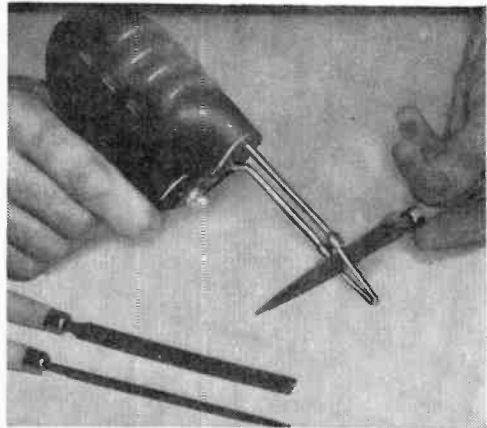
Make the ERIE Catalog  
Your Catalog



# TIPS and TECHNIQUES

## GUN DEMAGNETIZES FILES

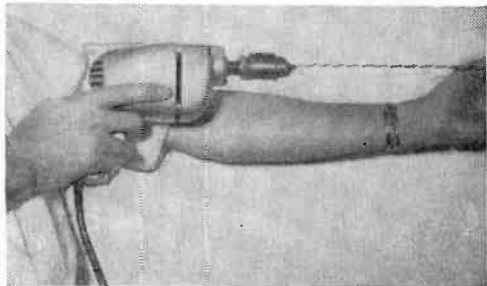
Files used in radio-electronics work sometimes become magnetized by stray magnetic fields. This causes magnetic filings to stick to the file and clog the teeth. To demagnetize the magnetically "charged"



file, pass the tip of a soldering gun over it while you squeeze the gun's trigger. The changing magnetic field surrounding the tip will demagnetize the file. —A.C.

## TWISTED PAIR

Have you ever been in need of twisted wires of different colors? Here is a novel idea for twisting a pair that gives a pro-




fessional look to any project. Insert the wires in the chuck of an electric drill and tighten. With one hand holding the wire, a quick pull and release of the trigger will

Always say you saw it in—POPULAR ELECTRONICS

NOW... FOR THE FIRST TIME...

Ortho-Linearization

# TAILORS SOUND TO FIT YOUR ROOM



MONOPHONIC

STEREOPHONIC

# ORPHEON

FEATURING AAS\*

Now, for the first time, you can actually tailor the performance of a superb amplifier to suit the acoustics of your room! AAS\*—the Acoustical Analyzer System—Precise Development's exclusive new feature accomplishes this amazing feat. And AAS\* is found only in the great, new ORPHEON amplifier. Using an Acoustical Analyzer Probe, you can actually adjust the low and high frequencies separately to match the mid-range tones, and provide perfect linearity to match the acoustics of your own living room! And once the adjustment is set, the ORPHEON remains in balance unless there are major changes of furniture or drapes in the room.

To match the musical tastes of everyone, Precise Development's Inc. provides two versions of the great new ORPHEON—one Monophonic and the other Stereophonic. The MONOPHONIC ORPHEON offers 40 watts of undistorted listening pleasure plus every important feature you'd expect to find in a luxury-class amplifier. The STEREOPHONIC ORPHEON provides the greatest flexibility ever offered an audiophile. It comprises two systems in a single chassis—each one identical with the monophonic version described above. They may be used together to reproduce brilliant, clean, linear stereophonic sound, or may be used separately to serve two separate areas monophonically with different music... or they may be used together as an elaborate mixer for recording.

**Just Look At These Amazing Features**

- 40 watts monophonic output (peak 80 watts)
- 80 watts stereo output (peak 160 watts)
- Inputs for radio, TV, tape, microphone and magnetic or crystal phono on each system segment
- Tape and monitor outputs on each system segment
- Calibrated Microphonic Acoustical Probe for AAS\*, can also be used as public address microphone or for tape recording
- 24 positions of equalization for each system segment
- DC on input filaments

- At least 18 db of bass and treble boost attenuation plus additional 20 db with AAS\*
- Volume and Loudness controls on each system segment; 5 mv full output
- Output meter reads power output in watts or tape output in volts on each system segment. It is also a Sound-level Meter with AAS\*
- Separate tape output level potentiometer on each system segment
- Cathode-follower tape output on each system segment
- Rumble filter • Muting filter
- Internal grid bias hum control (—80 db for radio, —50 db for phono)

**Model AM40A**—Monophonic, 40 watt peak, (80 watt peak), with AAS\*—factory-wired complete ..... **\$169.50**

**Model STAM8CA** — 40 watt stereo system (160 watt peak, monophonic), with AAS\*—factory-wired complete. **\$289.50**

**Model STAM40A**—20-watt stereo system (80 watt peak, monophonic), with AAS\*—factory-wired, complete. **\$249.50**

**Model ST40** — 20-watt stereo system (80 watt peak, monaural), without AAS\* and Acoustical Probe, factory wired, complete ..... **\$189.50**

\*PATENT APPLIED FOR



A superb AM and FM tuner providing matched performance and great beauty. Coupled with variable automatic frequency control and metered output, it brings in the weakest stations and provides razor-sharp selectivity. Rich gold-and-silver trim. Hear the Continental... discover how inexpensively you can own one of the finest tuners made today.

**FM** — 88 to 108 MC; **AM** — 500 to 1600 KC. Output tuning meter; cathode-follower output; convenience outlet; phono, FM, AM, TV switch and inputs; Foster-Seeley discriminator; flywheel tuning; 2 limiters; Ferri-loop; 3-gang variable condenser; logging scale. 13" x 4 1/4" x 9 3/4". Cage at additional cost.

**Model TUMK, Kit** ..... **\$49.95**  
**Model TUMW, Factory-wired** ..... **\$69.95**



A superb 40-watt amplifier which supports a symphony orchestra with live, crisp, brilliant, distortion-free reproduction.

24 positions of equalization; DC on input tube filaments; Volume or Loudness Control; 5 mv full output; rumble filter; muting switch; convenience outlet; output meter reads power output in watts, tape output in volts; separate and independent tape output level potentiometer; cathode-follower tape output; internal grid bias, grid balance and hum balancing controls (—80 db for radio, —60 db for phono); output selector for different impedance speakers; A-AB-B speaker selector; special patent-pending output transformer; silver-plated, etched-front panel; 10 tubes; fused supply. 13" x 4 1/4" x 12".

**Model AMK, Kit** ..... **\$69.95**  
**Model AMW, Factory-wired** ..... **\$89.95**

**precise** DEVELOPMENT CORPORATION • OCEANSIDE, N. Y.  
 Cable Address: CHURCHIN



Industry  
needs  
Electronic  
Technicians

# Let RCA train you in Advanced Electronics

This is the college-level training you need to work with professional engineers on research, development or production projects in such fields as: automation, guided missiles, radar, television, computers and other advanced electronic applications. RCA Institutes Resident School in New York City offers this comprehensive course that prepares you for any field of electronics you may choose.

It's the blue ribbon course at RCA Institutes Resident School—among several to suit your inclination and ambition. Other courses in TV & General Electronics, Radio & TV Servicing, and Radio Telegraph Operating.

Classes start four times each year. Applications now being accepted. Approved for Veterans



## RCA INSTITUTES, INC.

School of Television and Electronic Technology  
A Service of Radio Corporation of America

RCA Institutes, Inc., Dept. PER-118  
350 W. Fourth St., N. Y. 14, N. Y.

Please send me your FREE catalog of  
Resident School courses in N. Y.

Name.....  
Please print

Address.....

City..... Zone..... State.....



For Home Study Courses see ad on opposite page.

## Tips

(Continued from page 30)

twist the wires until they are tight. If a very long pair is needed, put one end on a hook and repeat the operation. —M. S.

### WASHER MARKS TAPE'S END

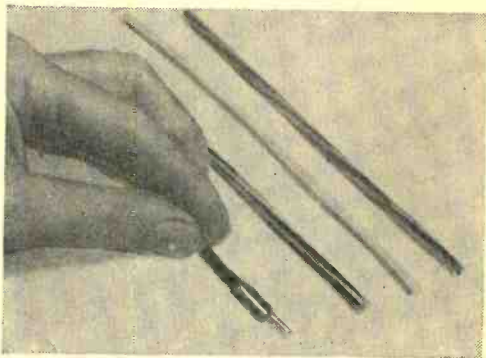
Ever pick up a roll of electrician's plastic or friction tape and have to search for that almost invisible loose end? Next time



you use some of the tape, put a large metal washer under the end. This will mark it so it can be found and lifted easily. —J. C.

### STRAW INSULATES PHONE TIPS

To insulate bare phone tips, use short lengths of plastic drinking straw. Select a straw that makes a good firm fit over the plug, then cut it to the length desired with a sharp knife or razor blade. The plastic



straws are inexpensively available (about three-dozen for a quarter), in various colors and sizes at grocery and five-and-dime stores. —J. A. C.

### GDO METAL LOCATOR

If you ever have the problem of finding some metal screws concealed under a fine wood finish, here's a good way to solve it. Turn on a communications-type receiver with the BFO switch in the c.w. position. Select a grid dip coil which will tune to the receiver and then adjust the dipper until

(Continued on page 112)






# RCA INSTITUTES




# OFFERS YOU THE FINEST OF HOME STUDY TRAINING



**COURSE I  
RADIO-TV ELECTRONICS**  
**COURSE II  
TV SERVICING**  
**COURSE III  
COLOR TV**

The equipment illustrated and text material you get with each course is yours to keep. Practical work with very first lesson. Courses for the beginner and the advanced student. Pay-as-you-learn. You need pay for only one study group at a time.



**SEND FOR THIS  
FREE BOOK NOW**

Resident School courses in New York City offer comprehensive training in Television and Electronics. Day and evening classes start four times each year. Detailed information on request.

**RCA Institutes, Inc.** Home Study Dept. PE-118  
 A Service of Radio Corporation of America  
 350 West Fourth Street, New York 14, N. Y.

Without obligation, send me FREE 52 page CATALOG on Home Study Courses in Radio, Television and Color TV. No Salesman will call.

Name.....  
 Please print

Address.....

City..... Zone..... State.....


Korean Vets! Enter discharge date.....

**CANADIANS**—Take advantage of these same RCA courses at no additional cost. No postage, no customs, no delay. Send coupon to:

**RCA VICTOR COMPANY, LTD.**  
 5001 Cote de Liesse Rd., Montreal 9, Que.

To save time, paste coupon on postcard

# POP'ronics



## BOOKSHELF

"NUCLEAR ENERGY" by Dr. Alexander Efron. Published by John F. Rider Publisher, Inc., 116 West 14th St., New York 11, N. Y. 72 pages. Soft cover. \$1.25.

Here is a compact study of a subject that interests both the layman and technical person. In concise language, the atom, its make-up and uses are completely explained. General historical background, the electron, the proton, the neutron, natural radioactivity, alpha, beta and gamma rays, detectors and isotopes are some of the topics covered in the early portions of the book.

Later discussion centers on more advanced concepts, such as the mass-energy relationship, accelerators, induced radioactivity, uses of radioactive isotopes, nu-

clear fission, research and power reactors, and the hydrogen bomb. Illustrations and questions and problems at the ends of chapters contribute to make the text easy to understand.

*Recommended:* to students and laymen alike as a worthwhile basic book dealing with questions of vital concern to us all.



"SERVICING HI-FI AND ASSOCIATED AUDIO EQUIPMENT" Published by Photofact, Howard W. Sams & Co., Inc., Indianapolis 6, Ind. 148 pages. Soft cover. \$2.95.

This is the second volume of a series published to meet the specific demands of the service industry and an ever-growing audience of technically minded audiophiles. Servicing procedures, using the Photofact technique, are given for a selected group of popular audio components.

Twenty-seven models of high-fidelity power amplifiers, preamplifiers, AM-FM tuners and receivers are covered, as well as public address amplifiers. A special section is included on the planning and installation of stereophonic home music systems, and a

*Abraham Marcus, co-author of famous best-seller "Elements of Radio" makes amazing offer!*



### TRY MY TV and RADIO REPAIR COURSE FREE FOR 1 MONTH

**"If you haven't earned at least \$100 in spare time during that period you pay not a cent."**

Here it is! The most amazing guarantee ever offered on any radio-TV course anywhere! We'll send you Abraham Marcus' course to use FREE for one full month! If in that time you haven't actually made \$100 fixing radios and TV sets, just return the books to us and pay not a penny!

Why do we make this sensational offer? First, because these books are so easy to use. They are written in the same clear, easy-to-understand language that made the author's "Elements of Radio" a 1,000,000-copy best-seller. Second, because these books get right to the point—tell you what to do in 1-2-3 fashion. For example, once you master the first few chapters of the TV book you are ready for business—ready to do service jobs in the field—jobs that account for over 80% of all service calls.

**DON'T WAIT!** You risk nothing when you send the coupon at right. You don't have to keep the books and pay for them unless you actually make extra money fixing radios and TV sets. Even when you decide to keep them, you pay on easy terms. Mail the coupon now.

#### WHAT YOU GET IN THESE 3 GIANT VOLUMES

**ELEMENTS OF TELEVISION SERVICING.** Analyzes and illustrates more TV defects than any other book, and provides complete, step-by-step procedure for correcting each. You can actually SEE what to do by looking at the pictures. Reveals for the first time all details, theory and servicing procedures for the RCA 28-tube color television receiver, the CBS-Columbia Model 205 color set, and the Motorola 19-inch color receiver.

**RADIO PROJECTS.** Build your own receivers! Gives you 10 easy-to-follow projects, including crystal detector receiver—diode detector receiver—regenerative receiver—audio-frequency amplifier—tuned-radio-frequency tuner—AC-DC superheterodyne receiver—etc.

RADIO SERVICING Theory and Practice. Here is everything you need to know about radio repair, replacement, and readjustment. Easy-to-understand, step-by-step self-training handbook shows you how to locate and remedy defects quickly. Covers TRF receivers; superheterodyne receivers; short-wave, portable, automobile receivers, etc. Explains how to use testing instruments such as meter, vacuum-tube voltmeters, tube checkers, etc., etc.



### MAIL THIS COUPON

Prentice-Hall, Inc., Dept. 5702-P3  
Englewood Cliffs, New Jersey


Please send me Abraham Marcus' TV & RADIO REPAIR COURSE (3 volumes) for 10 days FREE examination. Within 10 days I will either return it and owe nothing, or send my first payment of \$3.75 plus a few cents postage. Then, after I have used the course for a FULL MONTH, if I am not satisfied I may return it and you will refund my first payment. Or I will keep the course and send you two more payments of \$3.75 a month for two months.

Name .....

Address .....

City ..... Zone ..... State .....

*Assignment: Capture Utah Quality\**



## THANK THE KEEN-EYED SNOOPER

As little as .0035 of an inch off in the dimensions of this Utah speaker basket—and a reject hits the bin! At Utah the quality of final performance in the speaker you buy is a jealously guarded value. If you could visit our Huntington plant you'd probably agree with Ace Photographer Lieberman that Utah speakers prove rejection is the foundation of perfection.

Pre-assembly, plating, coil winding, wiring... at every step down the production line stand the "keen-eyed snoopers." They search ruthlessly for the tiniest defect that could mar, even minutely, the response performance of a Utah.

Make certain your next speaker is a Utah. Know that your sound will be as perfectly reproduced as human skills, controlled by rigid inspection, can produce.

See the Utah Custom Line: a quality speaker for every system need.

\* ARCHIE LIEBERMAN, famous newsmagazine\* photographer, was given this assignment on a recent Utah plant tour: Photograph the essence of Utah quality as you see it. The photo shown here is the result. (\*Look, Life, Time, Pageant, Parade, Newsweek and many others)

Let your ear decide **utah** the ultimate choice  
SPEAKERS

Send for the big Utah Catalog.  
Dept. 5, Utah Radio & Electronic Corp., Huntington, Ind.



## Bookshelf (Continued from page 34)

handy index to both Volumes 1 and 2 is provided for quick and easy reference.

*Recommended:* to audio fans and technicians who are determined to discover what makes the fi hi.



**"EXPERIMENTAL BASIC ELECTRONICS"** by R. N. Evans and C. B. Porter. Published by McKnight & McKnight Publishing Co., Bloomington, Ill. 104 pages. Hard cover. \$3.00.

This is an excellent basic text which contains 18 step-by-step experiments as well as theory. Each experiment includes a list of equipment, a schematic drawing and a photograph of the layout of parts, a word description, and questions for study.

*Recommended:* to beginners in electronics as a good starting point.



**"BASICS OF DIGITAL COMPUTERS"** by John S. Murphy. Published by John F. Rider, Inc., 116 West 14th St., New York 11,

N. Y. 416 pages. Soft cover, \$2.50 per volume; three-volume set, \$6.95. All three volumes in single cloth binding, \$7.95.

A profusely illustrated "picture-book" course, these three volumes make it easy for anyone with knowledge of the fundamentals of electronics to understand and master the basics of electronic digital computers. Volume One reviews the development of computers and the basic theory of computer arithmetic, data representation, program, "and/or" circuitry, and control. Volume Two discusses the logical elements, circuits, typical types of signals, and magnetic cores. Volume Three handles the large system aspects of computers with separate discussions of types of memory, control system, and input-output equipment. Timing is also given extended treatment.

*Recommended:* as a basic source of computer theory information.

### Free Literature Roundup

Complete specifications on seven *p-n-p* drift transistors are given in a technical brochure (G-180) available from General Transistor Corporation, 91-27 138th Place, Jamaica 35, N. Y. Types 2N602, 2N603 and

## NOW YOU CAN SECURE A HIGH SALARIED • TOP PRESTIGE CAREER IN ELECTRONICS IN ONLY ONE YEAR!

ELECTRONICS is the fastest growing industry in America today, creating unlimited opportunities for high salaries, with rapid advancement in **INDUSTRY AND THE ARMED FORCES** for Bailey Trained electronic engineering technicians.

LARGE CORPORATIONS from coast to coast, and BRANCHES OF THE ARMED FORCES send recruiters to visit each graduating class at Bailey Tech, offering unusually high starting salaries.

BAILEY GRADUATES ARE BEING HIRED for such fascinating and interesting work as technical salesmen, research and development of guided missiles, electronic business machines and automatically controlled manufacturing plants, etc., also good RATINGS IN THE ARMED FORCES.

UP TO SEVEN TECHNICIANS are needed for every engineer . . . this, plus superior training is why Bailey Graduates are being paid more to start, and are advancing more rapidly than many men who have spent four years in training.

Resident training is easier and costs less than you may think! We provide housing and part-time jobs while in school, plus free nationwide employment service for graduates. If you want to quickly enter America's fastest growing and most exciting industry, write for free booklet . . . no obligation.

VETERAN APPROVED

**BAILEY TECHNICAL SCHOOLS**

1625 S. Grand • St. Louis 4, Mo.



This Minneapolis-Honeywell system controls hundreds of automatic manufacturing operations. Experience on live equipment is emphasized at Bailey and is another reason for the tremendous backlog of high pay positions waiting BAILEY GRADUATES.

### MAIL TODAY

Please mail immediately this free booklet without obligation

Name \_\_\_\_\_

Address \_\_\_\_\_


City \_\_\_\_\_ State \_\_\_\_\_





Accredited by the National Home Study Council  
good training  
doesn't cost . . .  
It pays!

# How To Pass

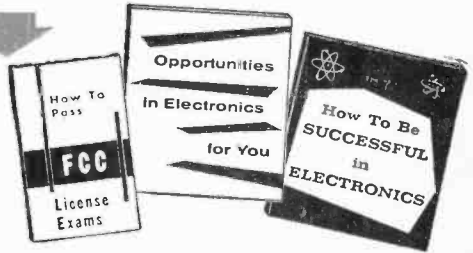


Get Your FCC License Quickly

**We Guarantee** to train you until you receive **Your FCC License**

## Get all 3 FREE

We guarantee to train you until you receive Your FCC license



If you fail to pass your commercial License exam after completing our course, we guarantee to continue your training, without additional cost of any kind, until you successfully obtain your Commercial license.

Cleveland Institute training results in job offers like these:

#### Radio Operator

Capital Airlines (Ohio) is looking for a radio operator. A touch typing speed of 40 wpm is necessary. Must have at least a restricted operator's permit, but a radio-telephone 2nd or 1st class license is desirable.

#### Service Technician

Man needed in Cleveland, Ohio, to service and maintain electronic medical instruments and equipment. Must have a solid knowledge of electronic fundamentals. A car is required. Company benefits include retirement plan.

And our trainees get good jobs

"Investment in training really pays off"

"Thought you would like to know that in almost two years since I completed your course and obtained my first phone license, my pay has increased \$6 per week every six months. I don't believe any other investment could pay off as well as this one did."

Harold E. Phipps, North Augusta, S. C.

### Cleveland Institute of Radio Electronics

4900 Euclid Ave. Desk PE-44 Cleveland 3, Ohio

November, 1958

### Cleveland Institute of Radio Electronics

Desk PE-44, 4900 Euclid Ave., Cleveland 3, Ohio

Please send Free Booklets prepared to help me get ahead in Electronics. I have had training or experience in Electronics as indicated below:

- |   |   |
|---|---|
| <input type="checkbox"/> Military           | <input type="checkbox"/> Broadcasting       |
| <input type="checkbox"/> Radio-TV Servicing | <input type="checkbox"/> Home Experimenting |
| <input type="checkbox"/> Manufacturing      | <input type="checkbox"/> Telephone Company  |
| <input type="checkbox"/> Amateur Radio      | <input type="checkbox"/> Other _____        |

In what kind of work are you now engaged?

In what branch of Electronics are you interested?

Name \_\_\_\_\_ Age \_\_\_\_\_

Address \_\_\_\_\_

City \_\_\_\_\_ Zone \_\_\_\_\_ State \_\_\_\_\_

PE-44


The specs are the proof... now your  
BEST BUY in  
ham gear is

**EICO**

New

**90-WATT CW TRANSMITTER . . #720**  
KIT \$79.95 WIRED \$119.95

Conservative, highly efficient design plus stability, safety, and excellent parts quality. 80 thru 40, 20, 15, 11, 10 meters (popular operating bands) with one knob band-switching. 6146 final amplifier for full "clean" 90 W input, protected by clamper tube. 6CL6 Colpitts oscillator. 6AQ5 clamper, 6AQ5 buffer-multiplier, GZ34 rectifier. "Novice limit" calibration on meter keeps novice inside FCC-required 75W limit. No shock hazard at key. Wide range, hi-efficiency pi-network matches antennas 50-1000 ohms, minimizes harmonics. EXT plate mod. terminals for AM phone modulation with 65W input. Excellent as basic exciter to drive a power amplifier stage to max. allowable input of 1KW. Very effective TVI suppression. Ingenious new "low silhouette" design for complete shielding and "living room" attractiveness. Conservatively rated parts, copper-plated chassis, ceramic switch insulation. 5" H, 15" W, 9½" D.



**NEW UNIVERSAL MODULATOR-DRIVER #730**

KIT \$49.95 WIRED \$79.95 Cover E-5 \$4.50

Superb, truly versatile modulator at low cost. Can deliver 50 W of undistorted audio signal for phone operation, more than sufficient to modulate 100% EICO #720 CW Transmitter or any xmitter whose RF amplifier has plate input power of up to 100W. Multi-match output xmfr matches most loads between 500-10,000 ohms. Unique over-modulation indicator permits easy monitoring, no need for plate meter. Lo-level speech clipping & filtering with peak speech freq. range circuitry. Low distortion feedback circuit, premium quality audio power pentodes, indirectly heated rectifier filament. Balance & bias adj. controls. Inputs for stat or dynamic mikes, phone patch, etc. Excellent deluxe driver for high-power class B modulation. ECC83/12AX7 speech amp., 6AL5 speech clipper, 6AN8 ampl. driver, 2-EL34/6CA7 power output, 6EM84 over-mod. indicator, GZ34 rect. Finest quality, conservatively rated parts, copper-plated chassis. 6" H, 14" W, 8" D.

**NEW GRID DIP METER . . . . . #710**

KIT \$29.95 WIRED \$49.95 including complete set of coils for full band coverage.

Exceptionally versatile. Basically a VFO with micro-ammeter in grid; determines freq. of other osc. or tuned circuits; sets control & phone jack facilities "zero beat" listening. Excellent absorption wave meter. Ham uses: pre-tuning & neutralizing xmtr's, power indication, locating parasitic osc., antenna adj., correcting TVI, de-bugging with xmtr power off, determining C.L.O. Servicing uses: alignment of filters, IF's; as sig. or marker gen. Easy to hold & thumb-tune with 1 hand. Continuous 400 kc-250 mc coverage in 7 ranges, pre-wound 0.5% accurate coils. 500 uA meter movement, 6AF4(A) or 614 Colpitts osc. Xmfr-operated sel. rect. 2¼" H, 2½" W, 6¼" L. Satin deep-etched aluminum panel; grey wrinkle steel case.



**IN STOCK!** Compare & take them home — right "off the shelf" — from 1900 neighborhood EICO dealers. For free catalog mail coupon in EICO ad 2 inches forward. In the West, add 5¢. Over 1 MILLION EICO instruments in use throughout the world.

33-00 Northern Blvd., Copr. © 1958.  
Long Island City 1, N.Y. Electronic Instr.  
Co., Inc.

See EICO's other ad on page 40.

**Bookshelf** (Continued from page 36)

2N604, for very high speed switching applications, offer a d.c. current gain range of 25 to 100, and a gain bandwidth range of 10 to 70 mc. Types 2N605, 2N606, 2N607 and 2N608 are for h.f. and v.h.f. small signal amplifiers, oscillators and converters.

Comprehensive listings of electronic components and equipment for industrial use are contained in a new 184-page electronic parts catalog available from Interstate Supply Company, 4445 Gustine Ave., St. Louis, Mo. Although designed primarily for industrial users, this catalog carries extensive listings of parts and equipment for service and replacement applications.

Vaco's current solderless terminal catalog features quick-connect terminals and adapters, the new No. 1902 bolt cutter and crimping tool, solderless terminal packs, plastic service kits, and a variety of merchandising displays. Catalog T-70 is available from Vaco Products Co., 317 E. Ontario St., Chicago 11, Ill.

Perma-Power radio control systems, which can be used to control any electrical device, are described and illustrated in Catalog B-138. Technical data and prices are included. Write to Perma-Power Co., 3100 N. Elston Ave., Chicago 18, Ill., for your copy.

Twelve pages of interesting facts and information tell the hi-fi enthusiast what to expect and what to do to convert from the conventional high fidelity system to a stereo system. Diagrams and drawings illustrate the differences between conventional and stereo records . . . how they are recorded and reproduced. "It Takes Two to Stereo" is available at high fidelity dealers; or you can write to Department SB, Pickering and Company, Inc., Sunnyside Blvd., Plainview, N. Y., for a copy.

"There's a Big Difference in Television Picture Tubes" is the title of a 16-page illustrated booklet which has been issued by Sylvania Electric Products Inc. It describes precision manufacturing materials and techniques that contribute to the life and performance of quality picture tubes. Copies may be obtained from Sylvania Electric Products Inc., 1100 Main Street, Buffalo 9, N. Y.

-30-

# NOW READY! McGraw-Hill's New Train-Yourself Course

TELEVISION AND  
RADIO REPAIRING

REPAIRING  
RECORD CHANGERS

PROFITABLE RADIO  
TROUBLESHOOTING

PRACTICAL RADIO  
SERVICING

PROFITABLE  
TELEVISION  
TROUBLESHOOTING


**6 BIG  
VOLUMES**

Including  
Home Course  
Outline!  
Shows how  
to Get  
Ahead Fast.

# FIX TV RADIO and RIGHT AWAY RECORD CHANGERS

—even if you've never looked inside a set before!

**THIS AMAZING  
OFFER SAVES  
YOU \$11.85!**



**AT LAST — at Amazing LOW COST — The Most Complete TV-Radio Repair Course Ever Published. TELLS and SHOWS How to Do Every Job Quickly and Easily — Make GOOD MONEY, Full or Spare Time in the BOOMING Repair Business**

**AFTER 10 YEARS OF PREPARATION** — McGraw-Hill's new 6-Volume Course brings you everything you need to know to "cash in" on the TV-RADIO boom. Over 2,350 pages of money-making "know-how" by top factory engineers and electronic experts. **THREE** giant REPAIR MANUALS tell and show how to FIX every trouble the easy way. **TWO** huge TROUBLESHOOTERS tell exactly WHERE to begin, WHAT tools to use, HOW to "polish off" every job. Complete Home Study Volume guides you every step of the way, tells how to get ahead fast as a repairman — build up your own business, full or spare time, for **BIG PROFITS!**

### EARN While You Learn

Tested — and now used in top schools, and repair shops — Course volumes are simple enough for green beginners, amazed "pros" with new easy methods. Starts you doing simple repairs — and earning money — from very first chapter. ABC pictures and directions make tougher jobs a "snap." Before you finish you can earn many times its cost.

NO previous training needed. NO complicated formulas. PLAIN ENGLISH

pictures and directions cover ANY job on EVERY set — tubes, circuits, speakers, new a-c/d-c portables, Color TV, even what to charge for every job!

### BIG MONEY — Spare or Full Time

Forget lack of experience. Forget your age. Over 40 MILLION TV sets, 130 MILLION radios — and the shortage of repairmen — mean big money for you. Course makes it easy to "cash in," spare time or full, start your own business, enjoy your work and a big bank account!

### SEND NO MONEY

Try Course 10 days FREE. (We pay shipping!) If you don't agree it can get you started in a money-making repair business — return it, pay nothing. Otherwise keep it. Earn while you learn; and pay the low cost on easy terms. Mail coupon NOW. McGraw-Hill Book Co., Dept. PEL-11, 327 West 41st St., New York 36, N. Y.

Examine  
Entire Course  
**FREE**  
for 10 Days!

### PARTIAL CONTENTS

- 1 Television and Radio Repairing — Testing, repairing, replacing parts, 566 pages, 700 "This-Is-How" pictures, diagrams. By John Markus, Future Ed., Electronics Magazine.
- 2 Practical Radio Servicing — Easy-to-follow directions, diagrams, drawings — with job sheet for every repair job. 509 pages, 473 illus. By William Marcus, Alex Levy, Electronic Training Experts.
- 3 Profitable Radio Troubleshooting — WHERE to look and WHAT to do for every trouble. How to avoid costly mistakes, handle customers profitably. 330 pages, 153 "how-to" illus. By William Marcus, Alex Levy.
- 4 Profitable TV Troubleshooting — Short-cuts to SPOT and FIX every trouble — fast, for big profits. By Eugene A. Anthony, Service Consultant, General Elec. Co.
- 5 Repairing Record Changers — Step-by-step pictures and directions — how to set up service bench, etc. 278 pages. 202 A-B-C pictures. By Eugene Ecklund, Eng. DuMont Lab., Inc.
- 6 Complete Home Course Outline — Getting started in television and radio servicing. How to get the most out of your Course. How to get ahead FAST. By John Markus.

**THIS COUPON SAVES YOU \$11.85**

McGraw-Hill Book Co., Dept. PEL-11  
327 West 41st St., New York 36, N. Y.

Send me — postpaid — for 10 DAYS' FREE TRIAL the 6-Vol. McGraw-Hill TV, Radio and Changer Servicing Course. If okay, I'll remit only \$4.95 in 10 days; then \$5.00 monthly for 5 months. (A total savings of \$11.85 on the regular price of the Course and Detect-O-Scopes.) Otherwise, I'll return Course in 10 days; pay nothing. ALSO send FREE (to keep whether or not I keep the Course) the 3 TV, RADIO, and CIRCUIT DETECT-O-SCOPE CHARTS, — total value \$3.00.

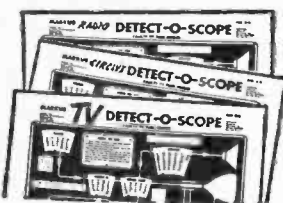
Name ..... (Please Print Clearly)

Address .....

City ..... Zone No. (if any) ..... State.....

CHECK HERE if you prefer to enclose first payment of \$4.95 with coupon. Same easy pay plan; same 10-day return privilege for full refund. PEL-11

**Free** ALL THREE Valuable Repair Aids: TV, RADIO, and CIRCUIT Detect-O-Scopes (Total Retail Value \$3.00)



FREE — whether you complete the Course or not — THREE amazing DETECT-O-SCOPE Charts. TV and RADIO Scopes enable you to spot all tube troubles in a jiffy. CIRCUIT Scope spots all circuit troubles. Make fix-it jobs easier, faster. 16 x 21 inches. ALL THREE (worth \$3.00) yours FREE while they last on this introductory offer.

The experts say...  
 in HI-FI and TEST  
 INSTRUMENTS your best  
 buy is **EICO**



33-00 Northern Blvd., L. I. C. 1, N. Y. PE 11

Show me HOW to SAVE 50% on 63 models of top-quality equipment (in box I have checked here:)

HI-FI  TEST INSTRUMENTS  HAM GEAR

Send FREE literature & name of neighborhood EICO dealer.

Name .....

Address .....

City ..... Zone..... State.....

Add 5% in the West



**New!**  
 Miniaturized  
 MULTI-SIGNAL  
 TRACER #145A  
 KIT \$19.95  
 WIRED \$28.95



VACUUM TUBE  
 VOLTMETER #221  
 KIT \$25.95  
 WIRED \$39.95



PEAK-TO-PEAK  
 VTVM #232  
 & UNI-PROBE  
 (pat. pend.)  
 KIT \$29.95  
 WIRED \$49.95



**New!**  
 1000 OHMS/VOLT  
 V-O-M #536  
 KIT \$12.90  
 WIRED \$14.90



5" PUSH-PULL  
 SCOPE #425  
 KIT \$44.95  
 WIRED \$79.95  
 Lowest-priced  
 professional Scope



TUBE TESTER #625  
 KIT \$34.95  
 WIRED \$49.95



**New!**  
 Series/Parallel  
 R-C COMBINATION  
 BOX #1140  
 KIT \$13.95  
 WIRED \$19.95



6V & 12V BATTERY  
 ELIMINATOR  
 & CHARGER #1050  
 KIT \$29.95  
 WIRED \$38.95  
 Extra-filtered for  
 transistor equip.  
 #1060 KIT \$38.95 WIRED \$47.95



R-C BRIDGE & R-C-L  
 COMPARATOR #950B  
 KIT \$19.95  
 WIRED \$29.95

1350 Combinations!

IN TEST INSTRUMENTS  
 IN HI-FI... STEREO and MONAURAL



**New!**  
 STEREO DUAL  
 AMPLIFIER-PREAMPLIFIER HF81  
 including cover:  
 KIT \$69.95. WIRED \$109.95  
 STEREO DUAL PREAMPLIFIER HF85  
 KIT \$39.95 WIRED \$64.95



MASTER CONTROL  
 PREAMPLIFIER HF65A:  
 KIT \$29.95 WIRED \$44.95  
 with power supply HF65:  
 KIT \$33.95 WIRED \$49.95 Superb  
 new design . . . new "low sil-  
 houette" look.



FM TUNER  
 HFT90  
 KIT, less cover \$39.95\*  
 WIRED, less cover \$65.95\*  
 COVER. \$3.95 \*FET incl.



60-WATT  
 ULTRA LINEAR  
 POWER AMPLIFIER HF60  
 with ACRO TO-330 Output Xfmr  
 KIT \$72.95 WIRED \$99.95 "excellent  
 buy" — Marshall, AUDIOCRAFT.



50-WATT  
 ULTRA-LINEAR  
 INTEGRATED  
 AMPLIFIER HF52  
 KIT \$69.95 WIRED \$109.95  
 "Excellent value"—Hirsch-Houck Labs.



20-WATT  
 ULTRA-LINEAR  
 WILLIAMSON-TYPE  
 INTEGRATED AMPLIFIER HF20  
 KIT \$49.95 WIRED \$79.95  
 "Well-engineered"  
 — Stocklin, RADIO TV NEWS



12-WATT  
 WILLIAMSON-TYPE  
 INTEGRATED AMPLIFIER HF12  
 KIT \$34.95 WIRED \$57.95  
 "Packs a wallop" — POPULAR  
 ELECTRONICS



2-WAY  
 SPEAKER  
 SYSTEM HFS1  
 complete with  
 factory-built cabinet:  
 \$39.95



STANDARD SPEAKER  
 SYSTEM HFS2:  
 Completely factory-built  
 \$139.95 "would suggest  
 unusual suitability for  
 stereo . . . eminently  
 musical"  
 —Holt, HIGH FIDELITY


"One of the best buys in high fidelity kits."—AUDIOCRAFT Kit Report

**IN STOCK!** Compare, take them home—right "off the shelf"—from 1900 neighborhood EICO dealers. Over 1 MILLION EICO Instruments in use throughout the world.

See EICO  
 "HAM" Ad  
 on Page 33

Copyright 1958 by Electronic Instr. Co., Inc.





Operated by Digitape controls, machines at Hughes Aircraft can simultaneously produce a complete line of tools.



# Tape Recording in Industry


By ALLAN LYTEL

**T**APE RECORDERS were a novelty only ten years ago. Today, tape is used to record guided missile test data, control machine tools, play back television programs, provide news reports, instruct students, provide the "memory" of computers, and produce stereophonic sound for motion pictures and for the home.

Very soon tape will enable you to record television



The IBM 704 computer stores its solutions regarding missile calculations on magnetic tapes. The answers can be printed from the tapes at a rate of 150 type-written lines per minute.




Magnetic tape handlers are capable of high speed and quick starts and stops. The Potter Model 905 (below) has a tape speed up to 75 ips and will come up to full speed or stop in only 3 milliseconds. At left is a typical tape bin which stores large amounts of data.

programs *at your home* for later playback, and automated machine tools will have tape "libraries" for the practically instantaneous production of hundreds of items.

**Advantages of Tape.** Why is industrial tape recording growing so fast? One reason is that tapes can record a fantastic amount of data in a very short time. The IBM 705-III, for example, receives more than 60,000 characters per second from tape. At this speed, the computer can read or write (record or reproduce) the equivalent of a full-length novel in 15 seconds.

Another reason is the space-saving fea-



**Magnetic tapes** permit indefinite storage of data. The information contained in an issue of POP'tronics can be stored on a 10-second run of the magnetic tape recording setup shown at right.



**An electronic** outline of world history from 4 B.C. to the present can be stored in this IBM "RAMAC" computer. Any portion of it can be located by RAMAC in less than two-thirds of a second and printed in any of ten languages.

ture: a single 2400-foot roll will hold the same amount of information as 60,000 punched data cards, and one seven-inch roll will store the information contained on all the punched cards in 27 cubic feet. General Electric uses tape for its quarterly social security report covering 30,000 employees; one reel (10½ inches, two pounds) replaces 900 typed pages. Space saving alone is a strong factor in the use of magnetic tape to store business information.

Tape has still other advantages. It can be erased, and it can be spliced. Splicing permits the recording to be edited, or several tapes can be put together to make one

master recording of the best portions of each. This technique is often used in recording radio and TV programs.

**TV Picture Recording.** Video tape recording in black-and-white is now in use, and growing. Television broadcasters look forward to "compatible" tape recorders which will record and play back both black-and-white and color TV programs.

Prerecorded TV can make for more flexible programming and overcome the need for filming programs for rebroadcast. The Ampex Model VR-1000 can record over an hour of black-and-white television on a single 12½-inch reel. (See "They're Put-

ting TV on Tape" in the November 1957 issue of POP'tronics.)

RCA engineers have made and demonstrated a Hear-and-See machine—a magnetic tape player plugged into a home television receiver. When this device is ready for the market, you will be able to buy a reel of your favorite program or record a show for later use.

**Data Recording.** Digital data recording is becoming increasingly significant. In data-processing, where rapid access to large amounts of information is required, the tape transport mechanism must be capable of high speed and quick starts and stops.

An instrument of this type is the Potter



Output data from a computer using magnetic tape can be fed directly to a printer such as the IBM 704 line printer shown here. General Electric is using this equipment in connection with missile development.

Model 905, with a tape speed up to 75 inches per second. It will come up to full speed or stop in only 3 milliseconds. Sensing mechanisms halt the machine if the tape breaks, and fast rewind—2500 feet in 2½ minutes—is available. On a 1¼-inch tape, 16 channels are provided.

**Missile Testing.** Testing of any complex system provides tens of thousands of individual readings. In missile testing, for example, careful recordings are made of a whole series of measurements for each test. For its ballistic missile development contracts, General Electric's Missile and Ordnance Systems Department has installed a data-processing computation center for the recording and use of test data employing the IBM 704 computer.

About 90% of the test information comprising many hundreds of measurements are recorded. On playback, the tape pro-

vides direct voltage output which permits automatic computing and handling of the data. Output data from a computer using magnetic tape frequently can be fed directly to a printer such as the IBM Line Printer.

General Electric's goal is to provide its engineering groups with both analog and computed data within three days after receipt of the taped data. These tapes are sent in from flight test, ground test and component development sources all over the United States and include quarter-, half- and one-inch widths.

**Other Applications.** There seems to be no limit to the varied uses of tape. Almost any form of information can be converted into electrical signals and stored on tape.

Recorded lectures for schools are not only possible, they are available; the National Tapes for Teaching repository at Kent State University, Kent, Ohio, has more than 6000 master lecture tapes by authorities on a wide range of topics. A school may obtain a copy of any of these tapes at a nominal charge. More than 12,000 were sent out last year.

At Tidewater's oil refinery in Delaware, there are 88 different


storage tanks for petroleum products. The level in each tank is read automatically and the information fed into a computer. Using magnetic tape, the computer measures, calculates, and records the exact liquid content for automatic inventory control.

Banks are joining the trend toward automation with computer-controlled recordings. Each account can be kept on tape which may be brought up to date quickly for each deposit or withdrawal; one master tape set can serve any number of main banks and branch offices. The Chase Manhattan Bank, for example, is installing the *Diana* computer developed by Laboratory For Electronics.


Department stores are also using magnetic-tape in data-processing systems to speed up customer service and to provide

(Continued on page 124)

# Radar Pilots Ships



Radar spots ships entering harbor in bad weather. Control tower radios back their position and warns of dangers.




**F**OG AND LOW VISIBILITY, dreaded by all navigators, will no longer slow up shipping moving into the German harbors of Bremerhaven and Hamburg. A chain of radar stations stretching far out to sea will automatically plot the position of all incoming ships and harbor traffic. If an incoming ship wants radar guidance into harbor, it contacts the radar control center by radio. This control center acts very much like the control tower of an airport. It sees the ship on a radar screen, and sends back its position by radio. It also warns the ship of other ships and obstacles. A ship miles out at sea can keep in continuous radio contact with the central control tower and be guided right to its dock.


A seven-story control tower is the heart of this radar pilot. All the other stations in the radar chain are remotely operated from there. The remote stations feed information back to the control center into eight radar screens. These screens give a complete picture of harbor approaches and all the ships in the area. By pressing a button, the radar operator can project a standard map of the region onto the radar screen. Each ship's position is then pinpointed on the map. This may well be the harbor pilot of the future for busy harbors.

-30-

**Inside control tower,** radar screens show views of ships and harbor from each relay station. Operators can see complete picture of harbor traffic and can route ships safely by radio.



# The Last Word in Hi-Fi



**A** HI-FI enthusiast from Naches, Washington, L. A. Lemley, believes in doing things in a big way. Crammed into his modest two-room den are thirty speakers, backed up with an amplification system capable of the tremendous peak power output of 730 watts.

Yet from this souped-up system flows some of the highest-fi imaginable.

The speakers run the gamut from a full-range job salvaged from a 15-year-old juke box to the very latest Electro-Voice ionic horn tweeter.

In operation, the system takes the output from one of two conventional turntables, a turntable and stereo tone arm/cartridge combination, or the stereophonic tape unit, and then feeds it into a preamplifier and six amplifiers. Frequency is divided seven ways at 350, 500, 750, 2500, 3500, and 5000 cycles and fed to the appropriate speakers.

The speakers are: two 18-inch woofers, eight 15-inch woofers; one 18-inch full-range and four mid-range University "Cobraflex" units; and two Goodman "Midax" units. The thirteen tweeters include two

Thirty speakers are lodged in the corners, walls, and ceiling of this 16' x 18' den. An ionic tweeter and its power supply are in the left-hand corner. The large overhead speaker enclosure is flanked by two air chambers.

By  
**PHIL McCAFFERTY**

ring-radiators and one ionic treble horn.

Nearly all of the speakers are housed in elaborate cabinets of Lemley's own design and construction. Piano wires and turnbuckles keep the cabinets drum-tight.

The quality of reproduction is impressive. Thirty speakers, however, is probably not the end.


Lemley alerts, "Listen," as the choir nears the end of a passage. "Hear the singers inhale?"

Sure enough, the mass inhalation is easily perceptible.

With a twinkle, he adds, "Next time you come, I'll have it rigged so you can hear their heartbeats!"

-30-

POPULAR ELECTRONICS



## ***Tic-Tac-Toe Mate***

***A computer that plays tic-tac-toe can be a tough opponent***

**By DAVID D. LOCKHART**

**Y**OU CAN PLAY "Tic-Tac-Toe" against a computer programed to beat you—if you let it. Although no UNIVAC, the machine will play a competent game against all comers. But, if you drive it into a corner, like any sore loser, it will quit sometimes before you can make the winning move.

The wiring, if approached systematically, should present no problem. Cost of the components is about \$20.

Assembly can be broken down into three separate steps: (1) mounting the slide switches and lamp sockets; (2) wiring the *Select* switches; and (3) wiring the *Setup* switches.

**Mounting the Parts.** The switches and lamps are mounted on a 14" x 18" piece of

Masonite. All references to part placement and terminal numbering are from the rear of the panel. Switch and lamp placement are the same for each of the nine squares except Square C, where an extra lamp socket is placed behind the "O" indicator hole and an extra switch is mounted.

Before installing the lamp sockets, bend their mounting brackets backwards. The socket mounting nut is then below the solder lugs and out of the way of the bulb. Mount the sockets *after* the switches to insure sufficient clearance.

All switches are d.p.s.t., except the *Select* switches, which are three-pole double-throw, and the three s.p.s.t. types.

The indicator lamp holes are  $\frac{5}{8}$ " in diameter and are masked with as many layers of

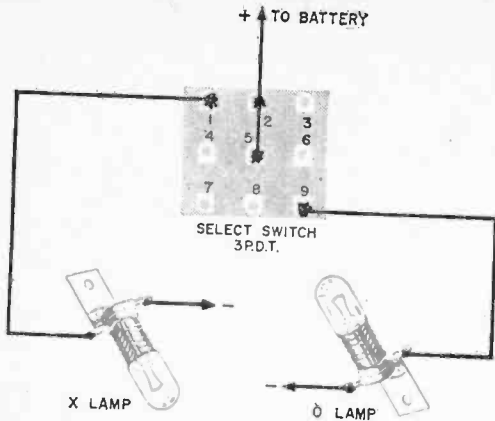


Fig. 1. Wiring of Select switches except Square C.

### PARTS LIST

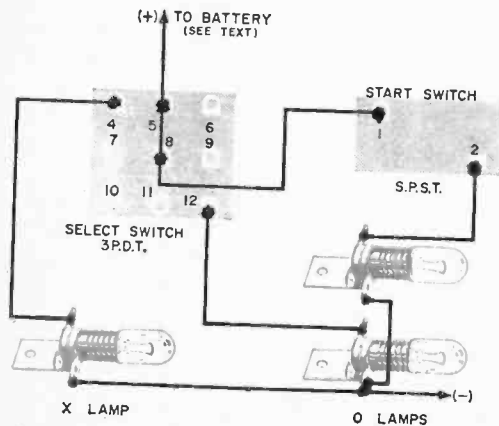
- 68—D.p.s.t. slide switches (Wirt SW-725)
  - 9—Three-pole, double-throw slide switches (Stackpole SS-6)
  - 3—S.p.s.t. slide switches (Carling S60A)
  - 19—6.3-volt pilot lamps (#40)
  - 4—Standard flashlight batteries or one 6.3-volt filament transformer
  - 19—Miniature screw sockets with mounting bracket (Dialco 505)
  - 1—Masonite panel
  - Misc. wire, nuts, bolts, etc.
- All switches are available from Allied Radio

### HOW IT WORKS

Activation of a *Select* switch (1) lights an "X" lamp in the chosen square, (2) connects all *Setup* switches into the circuit, and (3) connects the circuit paths of the *Select* switches back to the *Setup* bank for an alternate choice.


The closing of any *Setup* bank establishes the play sequence. Current from a *Select* switch is routed through the closed *Setup* switch to some other predetermined *Select* switch. If this *Select* switch is in the "off" position, the current is passed to the "O" lamp. If the *Select* switch is in the "on" position, the circuit through the *Setup* switch may or may not activate a different square. Any play sequence can therefore be incorporated by modification of the *Setup* switch wiring.

Fig. 2. Square C has extra bulb and Start switch.



tracing paper as necessary to achieve the desired effect. Mark the top hole of each square with an "X" and the bottom hole with an "O." A sharp colored pencil or India ink can be used to make the letter. You might try colored tissue or bulbs for interesting effects.

**Connecting the Switches.** When all switches and sockets are mounted, the *Select* switches (located just above the indicator holes in each square) should be wired as shown in Fig. 1. Do not wire either of the top switches of Square C at this time.



Layout of front panel shows "off" positions of switches. See *Setup* switch wiring on next page.

The *Setup* switches are wired next, as shown in Fig. 3. Each switch terminal is coded with a number and a letter which refer to a specific *Select* switch lug in a specific square. (Refer to Fig. 1 for *Select* switch terminal numbering).

Begin wiring the *Setup* switches by interconnecting all terminals in Fig. 3 marked A<sub>4</sub>. Then connect this series to *Select* switch terminal 4 in Square A. Proceed with all terminals labeled B<sub>4</sub>, and connect this group to terminal 4 in Square B. Fol-

(Continued on page 114)






Fig. 3. Setup switch wiring code. To simplify this diagram, the switches have not been drawn to scale, and the Select and Start switches have been omitted. They will be found in Figs. 1 and 2.

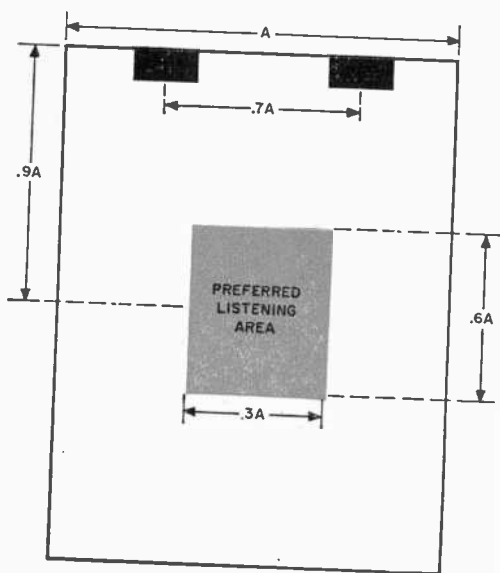
# Your **STEREO** Listening Area

By **LEONARD FELDMAN**

**G**OOD STEREO EFFECT can only be obtained when proper placement of the speakers *and the listeners* is achieved. Since no standards exist for size and shape of rooms, each hi-fi fan has an individual problem.

Several room layouts which have worked successfully and which do not require breaking down walls or throwing out furniture will be described. One of these suggested arrangements may provide satisfactory stereo listening for your setup.

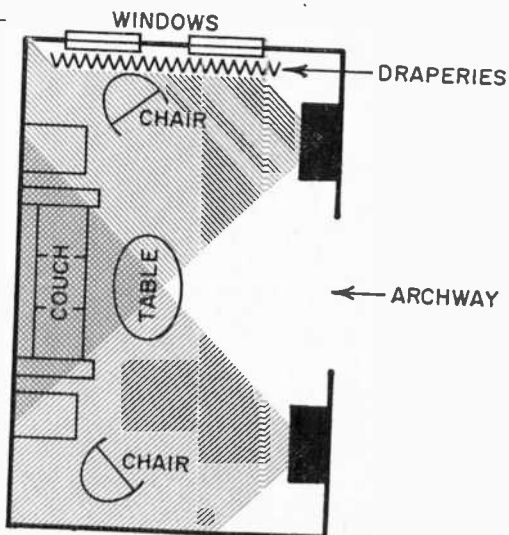
A general formula for speaker placement

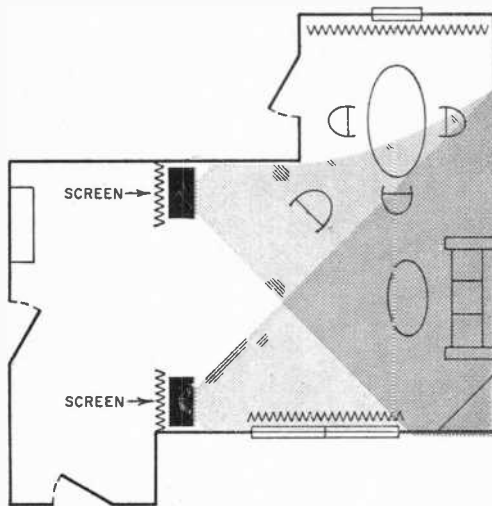



is shown in Fig. 1. The size of the room governs the distance between the loudspeakers and also the distance from each loudspeaker to the listener, who should be situated in the "preferred" listening area.

**Long and Rectangular.** While the speakers are simple enough to arrange in an empty apartment, we cannot overlook the problems created by such items as sofas, tables and armchairs. Figures 2 and 3 treat the problem of a long, rectangular room in two ways, depending upon your present furniture arrangement.

If your major seating is along one wall, a pair of speakers along the opposite wall suggests itself as the ideal solution, as in Fig. 2. Many installations have the two speakers placed in opposite corners of the long wall, and the result is much the same as if two separate orchestras were playing in opposite corners of the room—all sem-





area closer to the sources of sound, as shown in the diagram.

**The L-Shape Problem.** An acoustical nightmare, although it is the decorator's delight, is the L-shaped combination dining-room/living-room. This form of main living area is practically without true corners. What's worse, these rooms generally don't have more than one really long wall (and that may be *too* long).

One solution is illustrated in Fig. 4. While it does not fulfill all the requisites

balance of integrated sound distribution is lost and there is a big "hole in the middle."

In Fig. 2, however, the speakers have been moved from the corners to points at about one-quarter the length of the wall. This simple change results in an immediate acoustic "fusion" and the entire listening wall comes alive with sound.

The same basic room dimensions are repeated in Fig. 3. Here, the speakers have been placed in opposite corners of the room, but this time along a wall of short dimension.

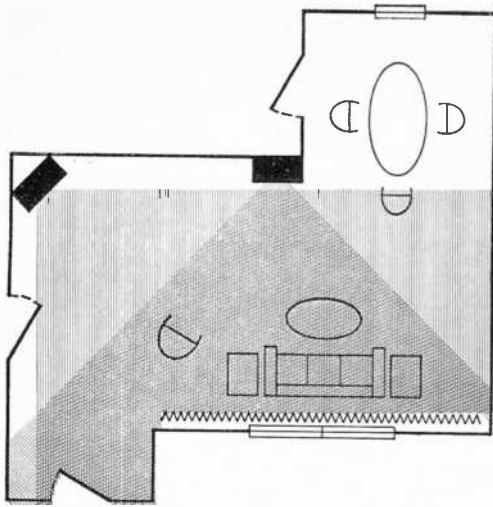
If the sofa in this arrangement were against the opposite short wall, you would find that the stereo effect would be almost zero. At such a great distance from *both* loudspeakers, the sound would tend to fuse and most of the directional stereo effect would be lost. (The very last row of the top balcony, even in a live performance, is not the best place for picking out instruments of the orchestra.) In this case, the solution lies in bringing the main seating

for proper speaker location, it does place the listener in proper relative position with respect to both speakers and, in terms of listening, we must place that requirement above all others for the present.

An obvious disadvantage arises here because the speakers aren't backed up by anything, and the backs of most enclosures are not generally "furniture finished." If the style of your furnishings permits, you might back them up with folding screens, which can be decorative as well as acoustically absorbent.

**Balance Control.** We purposely saved Fig. 5 (another L-shaped layout) and Fig. 6 (a rectangular room with more archways and doorways than actual wall space) for last because they lend themselves to the use of a balancing control. With this control placed near your listening chair, it is possible to shift the sound-center to the left or to the right, depending upon the size and layout of your room.

As shown in Figs. 5 and 6, the major



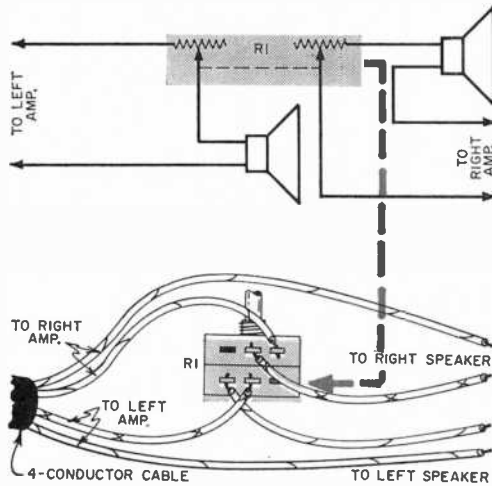
5

seating arrangement can't be centered between the two speakers. In this case, if you have to be farther from the left speaker than from the right, simply play the left speaker a little louder than the right, or vice versa.

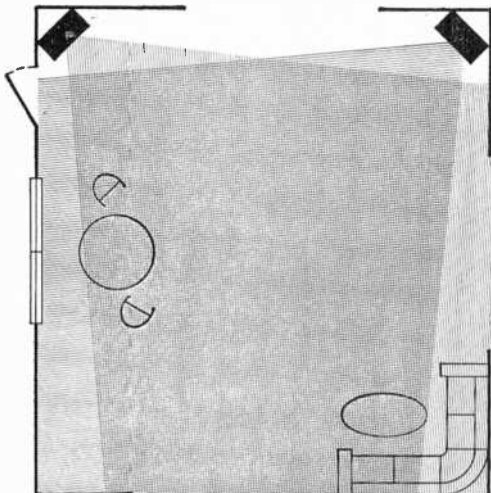
If you own one of the new stereo amplifiers or preamps, you will find a control labeled *Balance*, which does just that. When you turn the control away from the center, the left-hand speaker gets louder while the right plays more softly. Turning the control the other way reverses the action.

**Using an L-Pad.** A familiar "L-pad" can serve the same purpose with two separate amplifiers. Just follow the schematic in Fig. 7. By using multi-conductor

7



6





cable between the two speakers and your armchair, the control can rest at your side, wherever you sit.

The L-pad impedance should match that of your two speakers. They are generally available in 4-, 8- and 15-ohm varieties. The amount of control available comes to 6 db for each speaker, which is enough to catapult the apparent sound source from one side of your particular listening room to the other.

-30-

*Editors Note: The frequency response of some speakers may be affected by the series resistance introduced by the modified L-pad. In such a case, you may wish to balance the speakers using the amplifier volume control.*

By  
DONALD A. SMITH



Interior view of the "Clown" showing one possible parts layout.

## ***Make the Kids Happy with a Clown***

***Buzzers, bells and bulbs***

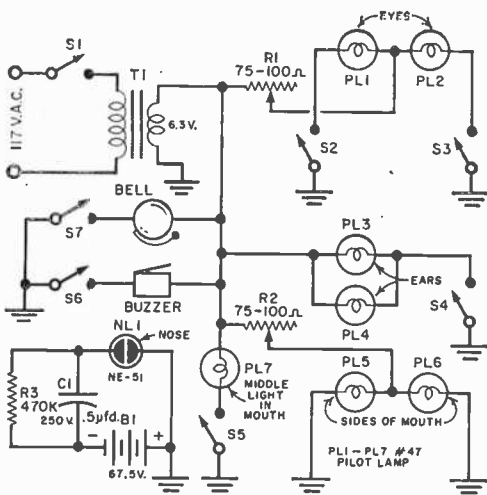
***make an electronic toy for small fry***

**H**ERE'S a different kind of "baby sitter" to keep the kids amused. It buzzes and rings, has switches to throw, knobs to turn, and lights to go on.

You can use the schematic on the next page as a guide or try other circuit variations. Either way, this clown is a sure-fire toy to present to the kids at Christmas time. It is completely safe for any small child to play with since a 6.3-volt filament transformer is used to power the entire circuit.

Use of a battery supply was considered, but children tend to leave switches on, and the batteries would not last very long. One battery is employed, however. It powers the neon lamp for the clown's "nose." This lamp is used in a relaxation oscillator circuit with a blink rate of two or three a second. As the battery will last five or six months, there is no switch for turning off the "nose."

Switch *S1* is the a.c. "on" switch. The clown's eyes consist of two #47 pilot lamps;



**Schematic of "Clown"** at left may be followed or hookup used can be based on the contents of your junk box. Potentiometers R1 and R2 should be 2-4 watt wire-wound types to prevent burn out.

The mouth is made up of three #47 lamps. Both edges of the mouth can be varied in brilliance by R2. Switch S5 controls the middle lamp in the mouth. The ears are made up of one #47 lamp each, switched on by S4.

Switch S6 is a spring-return toggle type which operates the buzzer. Push-button switch S7 operates the bell. The buzzer and the bell are standard hardware-store items which cost less than a dollar each.

Most of the parts used in this toy may well be in your junk box. In any case, the investment of a little time and very little money will really pay off.

Need something to "keep 'em happy" on a rainy day? Get to work!

-30-

## ELECTRONIC ABBREVIATIONS PUZZLE

By John A. Comstock


Are you familiar with electronic abbreviations? Here's a puzzle that pertains entirely to electronic abbreviations and letter symbols. Instead of filling in complete words, you fill in only the abbreviation or letter symbol which you feel is correct. Work the puzzle and see how abbreviation-conscious you are.

### ACROSS

- 1 Type of current that alternately changes direction of flow.
- 3 Type of junction transistor.
- 7 Type of resistor.
- 9 Type of speaker.
- 10 Broadcast band or broadcast in general.
- 11 Type of electron tube.
- 14 Effective voltage of a sine wave.
- 15 Device or circuit that maintains a constant voltage in a circuit.
- 17 Unit of power equal to one-thousandth of a watt.
- 19 Unit of current equal to one-thousandth of an ampere.
- 20 Unit of inductance.
- 21 Type of junction transistor.
- 23 Amplitude of carrier varies during modulation.
- 25 Electron tube terminology meaning series screen resistor.
- 26 Potential.
- 29 Designation for mutual conductance.
- 31 Neutralization.
- 34 Type of oscillator circuit.
- 35 Frequency range between 3 and 30 mc.

### DOWN

- 2 Type of radio wave transmission.
- 4 Neon.
- 5 Carrier frequency is varied during modulation.
- 6 Type of frequency modulation.



- 8 Capacitor voltage rating.
- 9 Maximum working voltage that a capacitor can withstand without breakdown.
- 12 Transformer, transistor or transmitter.
- 13 Electron tube structure designation applicable only to glass tubes.
- 16 Speed of motors, turntables, etc.
- 18 Unit-time power consumption unit.

- 22 Opposite of positive.
- 23 Frequencies in audio range.
- 24 Synchronization.
- 27 Magnetic potential difference.
- 28 Unit used to express audio levels.
- 30 Frequency range between 300 and 3000 mc.
- 32 In wave-guide propagation, H-waves.
- 33 Opposite of HI.

(Solution on page 124)



By  
**GEORGE MOBUS**

## **ACCESSORIZE Your TV Antenna Installation**

*and make for easy  
television living*

**A** PROPERLY installed and oriented roof-top antenna will improve the performance of almost any TV set. With a few accessories, a roof installation can provide every desirable convenience and facility and, as a bonus, deliver brighter, more stable ghost-free TV pictures.

The roof-top antenna installation in its basic form consists of a TV antenna mounted on a mast or other appropriate supporting device, and sufficient TV lead-in line to reach from the antenna to the television set. It may contain the seeds of future problems, and often leaves much to be desired in neatness and convenience.


Let us examine the faults of this basic system and see how they may be corrected by using simple, inexpensive accessories.

**Prevent Lead-in Trouble.** The antenna lead-in — usually 300-ohm flat line — may


break at the point where it is connected to the TV antenna, and it can, under certain conditions, deteriorate rapidly so that excessive signal losses are created which greatly impair performance.

A small device costing less than \$1 will effectively eliminate this hazard. The Y-TY, consisting of a plastic clamping member which grasps the TV line around the insulation, connects to the antenna terminals by means of brass strips. This takes the strain off the stranded wires, and is cheap insurance against having to climb up on the roof to reconnect the line to the antenna.

Ultraviolet rays from the sun and some



**"Y-TY."** This strain relief connector prevents lead-in from breaking at point of connection to antenna. It is especially valuable in regions of high winds.



**"Roof-Thru."** Completely weatherproof, this device permits the lead-in to be brought directly through roof into attic.



**"Wall-Feed."** It can be used to bring lead-in through attic walls up to 13" thick.

types of chimney fumes can cause deterioration of the polyethylene insulation used in most 300-ohm line. Thus, to extend the life of such line, it is advisable to get it in out of the weather as quickly as possible. This can be done by using one of several types of "roof-through" devices. One such device consists of a plastic "shingle" with an opening covered by a weather-hood. Another, somewhat more expensive but longer lasting, is comprised of a copper flashing with a polystyrene bushing, the opening of which is covered by a polystyrene cap.

A "roof-through" can be installed in the roof at a position near the TV antenna. It permits the line to be brought directly from the antenna into the attic or crawl space. Thus, all but a short piece of the line is completely protected and should last indefinitely.

There is a further advantage to this through-the-roof type of installation. The TV line installed in this manner will be considerably shorter in length than one routed over the roof, down the side of the house to a basement window, across the basement joists and up through a hole in the floor to the TV set. The shorter line means less signal loss and, in turn, better pictures.

As an alternative to the roof entry, the line can be brought into the attic through the wall by means of any one of several devices made for the purpose. The "Wall-Feed" for example, is a unit especially designed for attic wall use. It consists of a short length of plastic tubing with a hood extending over the opening in the exterior face plate. This hood prevents direct entrance of moisture and also forces the formation of a drip-loop in the line so that water cannot trickle in along the wire.

Several types of feed-through devices are available which will go through walls up to 13" thick. Some of these latter types will handle tubular as well as flat 300-ohm line, and will take rotator cable as well. Some provide anchor points for open-wire line.

**What About Portables?** The portable television set that must be connected to a fixed antenna lead-in line is no longer portable. Many people buy such sets with the idea of using them as second sets—only to find that the built-in antenna or the "rabbit-ears" will not deliver sufficient power to provide a good picture.

The answer to this problem is two-fold. First, you can install plug-in connections at



various points so that the portable set can be hooked into the antenna system. Second, you can incorporate a multi-set coupler in the system to enable you to operate two or more sets from the single antenna at the same time.

Television lead-in sockets come in a wide range of types and styles. Simple baseboard-mounted types will provide adequate plug-in convenience if it is not possible or desirable to hide the line in the wall structure. However, the ultimate in TV wiring systems is provided by flush-mounted wall plate outlets that resemble electrical convenience outlets.

These outlets usually have mounting centers identical to electrical outlets and can be installed on standard electrical boxes. One type (Mosley Electronics) is packaged complete with a set of wall-mounting brackets adaptable to almost any type wall other than solid masonry. Such brackets greatly simplify installation of outlets in existing buildings where it would be a tedious and relatively expensive job to put in flush outlet boxes. They have little or no effect upon the characteristic impedance of the lead-in line and, thus, introduce no signal loss.

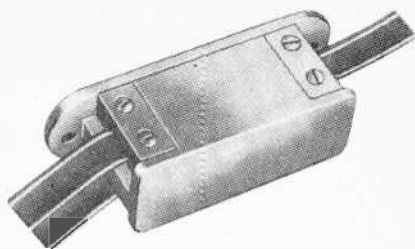
In the average home, at least three or four outlets are desirable. There should be an outlet in the living room or family room and certainly one in the master bedroom. An outlet in the children's room will be useful, too.

The multi-outlet system will function best if each outlet line is electrically *isolated* from the others. This can be accomplished by means of a multi-set coupler. There are two general kinds—the resistor bridging type, most satisfactory in areas of good signal strength, and the inductive type, more suitable for use in fringe areas. Such couplers eliminate the possibility of “stub effect” and prevent radiation from one TV set from causing interference to another.

**A Good Installation.** One of these systems is simple to install and quite inexpensive. The accessories mentioned (sufficient for a four-outlet system) can be purchased for about \$10 from almost any radio and TV parts distributor or obtained from any of the mail order electronic parts jobbers.

The neatness of the modern installation and the increased convenience and TV enjoyment it provides will more than repay its modest cost and the few hours of labor involved.

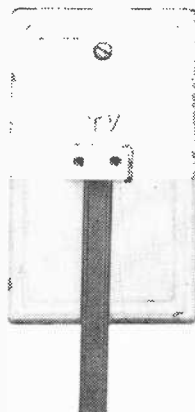
-30-



**Two-Set TV Coupler.** This is a resistor bridging type for areas of good signal strength. It enables you to use two separate TV sets on one antenna and will serve for combination FM/TV as well.



**Four-Set TV Coupler.** Also a resistor bridging type of coupler for strong signal areas, this enables you to use as many as *four* separate television sets or combination TV/FM sets on one antenna.



**Lead-In Wall Outlet.** Several of these outlets located throughout the house will permit you to plug in your TV set to its roof-top antenna almost anywhere.

Photos on pages 56 and 57  
courtesy of Mosley Electronics, Inc.

**Computers invade a new field to ease  
the logjam of translation**

By JACOB ORNSTEIN, Ph.D.

# Breaking the Language

**A**N ARTICLE on the application of matrix algebra to relay contact networks appeared in the Bulletin of the Soviet Academy of Sciences in 1950. So few of our scientists read Russian, however, that the article was overlooked. Professor William Locke of the Massachusetts Institute of Technology estimates that the resulting cost to us in the duplication of research, not to speak of the delay, was about \$200,000. Developments in a new field—"language engineering"—promise to help prevent cases like this, by using electronic computers for a variety of tasks ranging from translation to information retrieval.

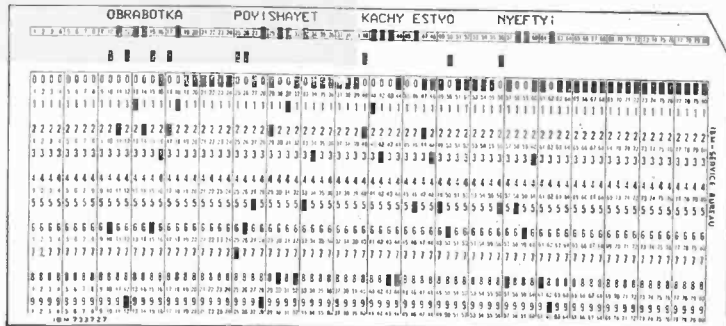
Machine translation until a few years ago belonged strictly to the realm of science

fantasy. Now, although still in the pioneering stage, it is a reality. On January 7, 1954, a group of linguists, scientists, government officials and reporters gathered at the International Business Machines headquarters in New York to witness the launching of the joint IBM-Georgetown University translation venture.

**Russian Translated.** A stenographer who knew no foreign language typed the following Russian words onto a card punch and fed them into an IBM-701 computer: "Myezhdunarodnoye ponyimaniye yavlyetsya vazhnym faktorom v ryeshyeni politicheskikh voprosov."

In about 10 seconds out came a perfect translation: "International understanding

**A Russian sentence is punched into and printed on a standard IBM card for translation by the "701" computer. The English translation is: "Processing improves the quality of crude oil."**



# Barrier



Illustrations courtesy of International Business Machines Corp.

is an important factor in the solution of political problems."

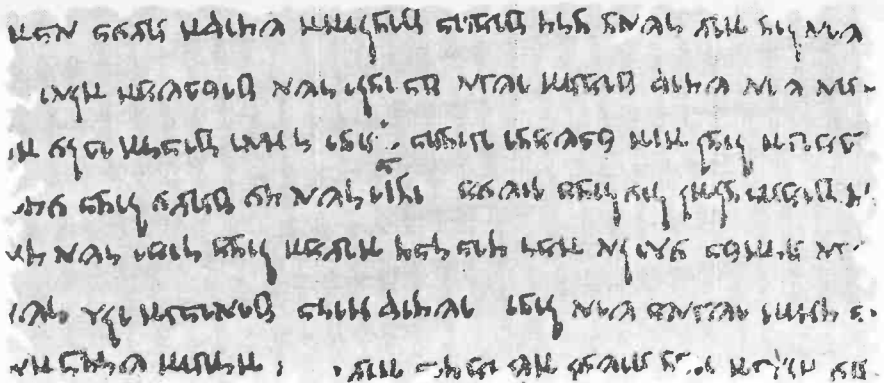
Sixty more sentences from the workaday fields of science, technology and international affairs were then rendered into faultless English by the "linguistic robot."

**"MT" Project.** Professor Leon Dostert, Director of Georgetown University's Institute of Languages and Linguistics, and developer of the United Nations' simultaneous interpretation system, was one of the first Americans to realize the potentialities of translation by mechanical means. Fired by enthusiasm after attending a 1952 conference on "MT" in Cambridge, Mass., he called his staff together to draw up a plan for a 250-word Russian-to-English trial run.

A trip to IBM won Prof. Dostert immediate support for the project. Cuthbert C. Hurd, now IBM's director of electronic data processing machines, and Peter Sheridan, mathematician, assumed the technical aspects of the undertaking. Responsibility for the linguistic analysis was delegated to Dr. Paul Garvin, a master of 15 languages.

Two years of painstaking labor followed, in which Georgetown and IBM pooled their brain power to analyze the underlying bases of "MT."

**"How "MT" Operates.** To perform the successful 1954 experiment, each of the 250 words was punched on a card, together with its English equivalent or equivalents, and three codes. The data on the cards was



At the console of the IBM "705" (see photo at top of page), a facsimile of a Dead Sea Scroll manuscript is being examined while the machine processes the index of the ancient writings. A close-up of part of a page analyzed by the computer is shown above. The "705" fills in the gaps in the writing.

stored in the form of plus and minus charges on the magnetic drums. Then the programs for translation were run into the machine.

The three codes indicated which of the six rules of "operational syntax" applied to each word. These rules governed the choice of meanings, rearrangement, omission or addition of words. Their role was to prevent the translation from coming out a mere jumble.

A very small example will give an idea

a \$100,000 grant to that institution to develop further the techniques of "MT." Professor Dostert was then able to set up a large-scale project, with some 20 people concentrating on the linguistic and technical questions involved.

The Georgetown "MT" team boasts some of the finest linguists and mathematical logicians in the country, a Russian-trained chemist, and polyglot clerical personnel. After the problems of translating from Russian to English in the fields of chem-

**SOURCE**  
**SENTENCE:** vyelyichyina ugla opryedelyayetsya  
otnoshenyiyem dlyiny dugi k radyusy.

**ANALYSIS:**

RUSSIAN WORD	ENGLISH EQUIVALENTS		1st CODE	2nd CODE	3rd CODE	RULE NO
	I	II				
vyelyichyina	magnitude	---	***	***	**	6
ugl-	coal	angle	121	***	25	2
-a	of	---	131	222	25	3
opryedelyayetsya	is determined	---	***	***	**	6
otnoshenyi-	relation	the relation	151	***	**	5
-yem	by	---	131	***	**	3
dlyin-	length	---	***	***	**	6
-i	of	---	131	***	25	3
dug-	arc	---	***	***	**	6
-i	of	---	131	***	25	3
k	to	for	121	***	23	2
radylus-	radius	---	***	221	**	6
-u	to	---	131	***	**	3

**TARGET**  
**SENTENCE:** magnitude of angle is determined by  
the relation of length of arc to radius.

Given the source sentence at left, the IBM "705" is able to come up with the proper translation, using rules of syntax programed into it. It is "smart" enough to choose the correct meaning of the second Russian word shown here, "ugl-," which can be either "coal" or "angle."

of the type of problem faced by the machine. In Russian, the two words *nauka o* literally mean *science about*. In the Russian-English glossary, stored in the computer's magnetic memory, *nauka* had affixed to it the rule 242, while *o* carried the rule 141.

The instructions to the machine indicated that wherever 141 was encountered, it was necessary to go back and search for 241 or 242. If 241 was encountered, the first English meaning was to be selected; if 242 appeared, it was the second meaning which was chosen.

Accordingly, the computer read 141, looked for and found 242, selected the second meaning given for *o*, which was *of*, and printed correctly: *science of*.

**Further Development.** Impressed by the results achieved at Georgetown, in 1956 the National Science Foundation awarded

istry, physics, mathematics and electronics are solved, the German, French, Chinese and Arabic languages will be attacked.

In future experiments, the IBM-701 will be replaced by the IBM-705 Electronic Data-Processing System, capable of higher speeds and greater flexibility in its computations. This machine functions on the basis of magnetic cores, which are minute, doughnut-like objects, that can "remember" information and recall in a few millionths of a second.

Interest in the challenge of mechanical translation is at a high pitch, with important research being carried on by at least a dozen American institutions, including Harvard, M.I.T., and various centers in Great Britain, Israel, and the USSR.

**Indexing Scrolls.** Intelligent machines are also being harnessed to handle still  
*(Continued on page 126)*

**E**VER SINCE the successful development of a stereo tape playback machine, music lovers have had available a new kind of hi-fi reproduction.

The first popularly priced portable tape recorders introduced by Bell, VM, RCA and Webcor two years ago showed that magnetic tape could be used for noise-free music reproduction with a quality seldom achieved with conventional disc recordings. The exceptional dynamic range and signal-to-noise ratio of tape playback were as

By  
**ANDREW LORANT**

## ***Make Your Own***



**S  
T  
E  
R  
E  
O**

## ***Tape Recordings***

much responsible for the success of tape stereo as the stereo effect itself.

But these packaged recorders, as they were called, had one disadvantage—while they were all capable of recording monophonically, none of them would record stereophonically.


Such was not the case in the hi-fi components field. For here, both Ampex and Bell provided the special stereo recording heads and electronic circuits to match their tape transport mechanism. And recently, Viking and others have announced their versions of a stereo-record tape transport. Stereo recording in the home is possible at last!

**Live Stereo.** There once was little reason to consider a stereophonic recorder

***Live hi-fi stereo tapes  
can be made in your own home  
with an inexpensive  
stereophonic tape recorder***

as essential to your hi-fi system. Now, however, there are a number of good reasons why you should own a stereo tape recorder.


First of all, you can make live stereo musical recordings of your *own* perform-



ance for analysis and study. And, of course, you can take the tape recorder with you to catch a live performance of your local concert or band group.

Special effects can be achieved like those used by Les Paul and Mary Ford. All you have to do is set the recorder for playback of previously recorded material on one channel. The other channel mixes the output of the first channel plus the new material via the microphone input. You'll have a lot of fun experimenting with this kind of stereo recording, especially if you belong to an instrumental group.

Last July, CBS and NBC started network radio programs in stereo with AM on one channel and FM on the other. WQXR, in New York, and a number of local sta-



tions have regular stereo schedules. Check your local paper for listings.

**Equipment Needed.** The stereo recorder should be equipped with dual erase heads. This will eliminate the need for bulk tape erasure and will allow you to make half-track monaural recordings.

In order to avoid distortion in the recording process, a high-frequency "bias" voltage is introduced into the record head along with the "program." This high-frequency current is supplied by a supersonic oscillator which, in the case of Bell record preamplifiers, serves the stereo erase head as well. Most recorder manufacturers recommend that only their preamplifiers be used to insure proper match to the record heads found on their units.

**Recording Level Indications.** An accurate level indication is essential for making stereo recordings. It must be re-

membered, however, that when adjusting volume levels by means of eye indicators, etc., they will not always read the same relative loudness since the actual sound level in both channels may vary considerably. If possible, make a test recording before you begin, to enable adjustment under actual recording conditions.

Each of the three tape transports shown here has a different method for indicating recording level. The Ampex, most expensive of all units shown, has vu meters, while the more popular priced Bell has a special type of cathode indicators, and the Viking uses "magic eyes." The price paid for a stereo tape recorder may range from under \$300.00 for the Bell to as much as \$1800.00 for the professional Ampex.

- A** Adjusting the stereo amplifier and recorder input to copy a stereo record.
- B** Each channel must be independently set for the proper recording level.
- C** Copying prerecorded stereo tapes is simple, if you have a stereo recorder.
- D** Taping an AM-FM stereo broadcast off the air for later playback.
- E** Any manufacturer's stereo playback unit can be used to feed the stereo recorder.



As soon as your tape recorder is properly set up, you can tape any stereo program source. If you wish, you can leave the tape machine permanently connected to your hi-fi system—so that you can record any signal passing through the amplifier at a moment's notice. Making recordings this way enables you also to listen to the program source, through your speaker system, as it is being recorded.


The signal fed to the recorder from the tape output jack is unaffected by the tone and volume settings of the stereo amplifier. The controls can therefore be adjusted for the best sound from your speaker, and a "flat" signal will still be fed to the tape recorder.

If no external speakers are available, you can monitor the program being recorded by the use of binaural headphones connected to the recorder output.




Divers can use this underwater wireless telephone to contact their ship or other divers. High-frequency pressure waves in water are transmitted and received by a battery-operated transistorized unit. Its range is  $\frac{3}{4}$  mile to depths of 200 feet.

# Electronics Today



**World's loudest** controlled noise tests space-age electronic equipment. A compressed-air loudspeaker with dual horns makes noise 10,000 times louder than the heaviest street traffic. It tests the effect of jet and missile noise on delicate instruments.

**An electronic tracer** automatically directs a battery of gas cutting torches, cutting a pattern in sheets of steel. A vibrating photosensitive cell accurately follows a penciled drawing. If the photocell leaves the pencil line, the torches are shut off. This eliminates tedious hand-tracing in cutting operations.









**Helicopter pilots** flying in fog or cloud formations can now tell which end is up and where they are. An image of the horizon, obstacles, and the earth below is projected on the pilot's front window. The picture changes with movement of the aircraft, eliminating pilot errors due to dizziness.

**Radio "Mercur,"** a floating radio station, rides at anchor in international waters off Denmark. The 109-ton ship has a 60-foot aerial. It sends popular broadcasts to Danes limited to the official state radio.



**Dropped by parachute** from an aircraft, the Navy's Grasshopper unfolds its legs, stands up, and transmits weather information. A timing device erects a telescopic antenna and starts transmission. The station identifies itself by sending its call letters.



MOSCOW U S S R.



This verifies your reception  
 report in our transmission  
 Date June 9, 1956.  
 Time 2305 GMT.  
 Wavelength 9.83 mc.  
 RADIO MOSCOW.



# QSL from Sputnik!

Участнику наблюдений за первыми в мире  
 Советскими искусственными спутниками Земли  
Mr. C. M. Stanbury II

Благодарим Вас за присланные сообщения. Ваши  
 наблюдения представляют научную ценность и  
 используются нами при обработке материалов в соот-  
 ветствии с программой Международного геофизи-  
 ческого года.

Мы надеемся и в дальнейшем получать Ваши  
 сообщения.

Комитет СССР по МГГ

**H**AVE YOU heard Sputnik? Yes. Have you received your QSL? Unless you live on the other side of the iron curtain, chances are pretty good you haven't. Despite the fact that *Radio Moscow* has repeatedly asked for reports on the Soviet satellites, until now the highly prized space-QSL's have not been crossing the "red divide."

What's needed to verify Sputnik? An address? Yes, that will help a little. How about transmission data to prove your reception? Yes, knowing how to get this is essential. But even more important is your *approach*. Without the proper approach, a DX'er is a very dead duck so far as Sputnik veries are concerned.

**The Proper Approach.** The key word of this approach is *frankness*. Most of you know that the opposite seems to be the standard for at least 90% of the broadcasts coming from *Radio Moscow*. The same evasiveness carries over into their handling of DX reports. The following excerpt is typical.




**How one SWL managed  
 to get his prized  
 space verification**

**By C. M. STANBURY, II**

*The call letters of the Chinese language transmission you heard are the same as the ones used for the North American broadcasts—the first bars of Dunaevsky's "Song of the Motherland."*

To meet this kind of thing with more evasion would result in an endless series of correspondence which would net the  
 (Continued on page 118)



By  
**ART ZUCKERMAN**



**Y**OU'VE ALWAYS ADMIRERD the clean, true sound of that neat, inexpensive music system your friend has in his cozy city apartment. Perhaps he has an 8" or 12" speaker in a small—but ample—enclosure, and a sweet little 10-watt amplifier. Together with his record changer and modestly priced FM tuner, they serve up many happy hours of listening.

So you've decided that it's time you tried high-fidelity, too. After all, you're a man of property in the suburbs. With your own house and all that space—space your city friend doesn't have—a hi-fi rig should fit in perfectly.

Naturally enough, you see no reason not to duplicate your friend's system. It sounds great, and why pay more than he did? But would his system work as well in your

## ***Hi-ing the Fi to the Suburbs***

***That city apartment setup might need a lot  
of changes when you move away***



suburban setup? Maybe . . . or then again, maybe not.

**Problems of Reception.** Location is bugaboo number one, at least as far as the tuner is concerned. Your friend's inexpensive FM tuner is fine for city living. Since the stations are near at hand, sensitivity is no problem.

If your home is not-too-far removed from the city, it may be that reception won't be substantially different. But if your manse is located way out yonder, the weak signal reaching the tuner may call for remedial measures. The least expensive place to look for improved reception is the antenna.

Chances are your friend has been using the tuner's built-in line antenna. If it doesn't work at your address, you might try an indoor folded dipole. This can be constructed from a 60" length of 300-ohm twin-lead flat line. Solder the leads together on each end. In the center of the 60" length, cut into the wire on one side of the ribbon, and solder a lead-in strip to the new leads formed by the break.

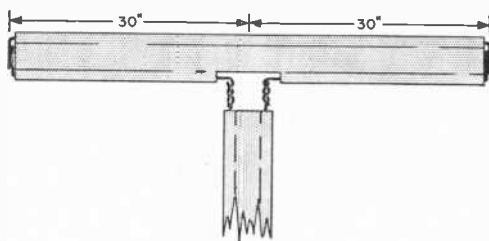
An indoor folded dipole can be spotted on the floor, along the wall, or tacked to the back of your equipment cabinet if you are near the city. Experiment until you get best reception. If you are far from stations, you'll need to mount the antenna high in the house, perhaps in the attic.

Should you find that the best position leaves the antenna exposed in an unsightly manner, you can tuck it out of sight when you aren't using the tuner.


If you have an outdoor antenna for TV, you can use that to feed your tuner. Television antennas generally work out quite well because the FM band is located between the low and high v.h.f. TV band.

The easiest way to connect to your TV antenna is with a two-set coupler. This simple, low-cost device has one pair of terminals that attaches to the antenna lead-in wire and two additional pairs which are connected to the antenna terminals of your television set and FM tuner. The network built into the coupler eliminates any undesirable interaction between the two receivers.

**A Better Tuner?** If better FM reception isn't forthcoming now, chances are you're simply too far away from a station. In that case, you need a more sensitive tuner. While a sensitivity rating of 5-10 microvolts for 30-db quieting is more than



**Make a folded dipole** out of antenna twin lead by measuring off a 60" strip, soldering the ends together to form a closed circuit, then cutting into the center of one wire for the lead-in, as shown above. The antenna can be tacked to the wall, to the back of the hi-fi cabinet, or even mounted in the attic, for better reception.




**An inexpensive outdoor unit** is the MLC University coax weatherproof speaker above. The RJ/Wharfedale (on next page) is excellent for that second speaker.

adequate in the city, you'll need at least 3-5 microvolts in a weak-signal area—or even more.

If the best instrument your budget allows doesn't help enough, a signal booster may lick the problem. Put in the line between the antenna and your tuner, it will amplify the signal before it reaches the tuner. The Blonder-Tongue B-23 two-set booster, for instance, not only beefs up the signal but couples your tuner and TV set to the antenna as well, eliminating the need for an extra coupler.

As a last resort, there is always the motor-driven antenna. FM transmissions are highly directional in nature, and a motor-driven antenna can be set to point right at an individual station for the most efficient pickup.

**Acoustics Are Important.** Any other problems that may arise will be almost



exclusively due to the extent of your "ambition."

There's the matter of where in your home your music system will be located. For your city friend, living in an apartment house probably dictates the only possible place—the living room. You may have a finished basement, a general fun room. This creates its own set of problems, but they're easy to solve.

The acoustical qualities of a room can be just as important to the sound of your system as the quality of the components. If a room has bare walls, floor, and ceiling, and the starkest of furnishings, it tends to be "live." It is highly reflective and makes sound waves bounce around, reverberating like crazy. The resulting sound isn't pretty.

A deeply carpeted room with extensive draperies, plush furniture, and over-generous fabric hangings tends to be "dead." Because all its surfaces are highly sound-absorbent, general sound levels are reduced, and highs are swallowed up.

The ideal is a room with a moderate number of sound-absorbent surfaces. The average living room, with its carpeting, drapes, and upholstered furniture, is usually acoustically suitable.

In a finished basement, you're likely to find linoleum or asphalt tile for a floor covering, knotty pine wall paneling, and simple wood or metal furniture. Such a

room is unduly "live." Part of the solution lies in lining your ceiling with acoustic tile, to offset the lack of carpeting. Simple drapes will help, too.

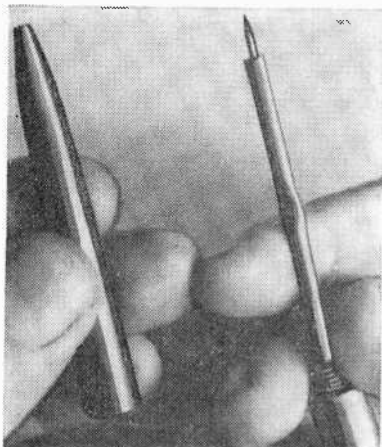
You might want to cover one wall, or a few wall panels, with acoustic tile. Selected and applied imaginatively, such a facing may provide an appealing visual contrast to the other walls. Foam cushions on the furniture, or some form of porous, absorbent cushioning—in place of hard-glazed, plastic-faced cushions—will also help a good deal.

Another problem is the noise created by an adjoining central heating or air-conditioning plant. Even a washing machine in an adjacent room can make for difficult listening. The measures you take to create a good "live-dead" room balance will help overcome this problem. Acoustic tiles on the ceiling, and possibly walls, of the laundry room should cut out most of the remaining noise. And padding beneath the washing machine should help.

**Speaker Coverage.** The room you use will probably be substantially larger than the living room in your friend's city apartment. The larger the room, the more sound you'll need to fill it to your taste.

An 8" speaker may prove inadequate. Though new methods of packing solid bass into a small container have been developed, such speakers are fairly expensive. Gen-

*(Continued on page 120)*



## BALL-POINT PEN SCRIBER

When you lay out tube, meter and mounting holes, accuracy is a must if you want a professional-looking job. In just a few minutes time, and at practically no expense, you can make a pocket metal scriber with a retractable point for this purpose.

Remove the pen filler of a discarded ball-point pen and cut off the narrow writing point where it enters the filler tube. File it smooth. When this is done, a bushing remains in the tip of the tube which permits a snug fit for a standard-steel 78-rpm phonograph needle, inserted point outward.

You now have a handy scriber whose point disappears at the push of a button. The sharp-tipped phonograph needle will scribe metals as well as plastics and similar materials.

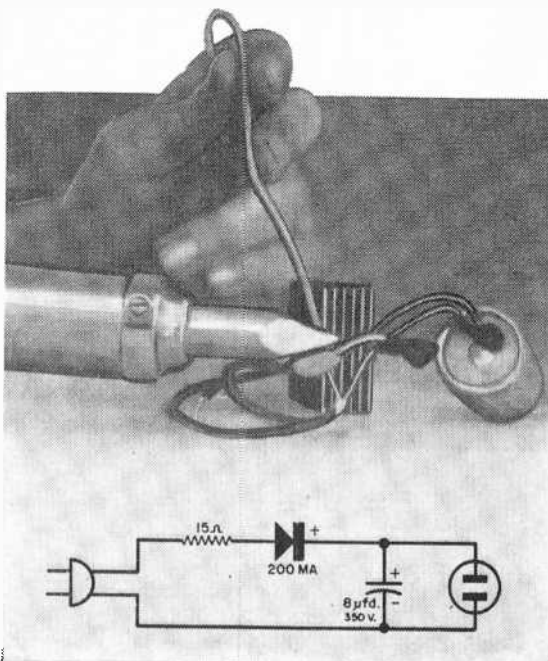
—Peter Barna

## SMOOTHER SHAVING

### WITH SIMPLE A.C.-D.C. CONVERTER

You can make a simple converter at a fraction of the cost of a commercial unit by assembling a few electronic components in a small plastic box. The heart of the device is a 100-ma. selenium rectifier which provides sufficient current for most razors. If your shaver is a heavy-duty type that draws around 15 watts, a 200-ma. rectifier will provide adequate safety margin. It's best to line the box with asbestos paper or pieces of a thin asbestos shingle.

—Harry J. Miller





**HPFC**  
 SCHUHLER VIALA  
 THIS WILL CONFIRM YOUR RECEPTION OF  
 RADIO STATION HPFC ON 12540 KCS AT  
MMB GMT ON 4/12/57 '57  
 POWER 125 WATTS ANTENNA LONG WIRE  
 REMARKS — PHONE 123456789  
 QTH 32° 3' North  
12° 45' West Date 4/12/57  
 By [Signature]

Columbia University's IGY ship "VEMA"

# ***DX Ahoy!***

*You can pick up some rare QSL's by monitoring the maritime phone and c.w. bands*

**By TOMMY KNEITEL**

- **I**F YOU ARE a DX'er, you undoubtedly boast QSL cards from Stations WCBS, KXEL, KDKA, and WQAI. But do you have any QSL's from Stations WDQJ and KGXR?
- You say that you've been a DX'er for lo these many years and you are willing to bet that there are no such stations? Put your money back in your pocket, friend. I can back up my statement with two valued "pasteboards" selected from a collection which contains other calls such as WEDI, KAEG, WNBR, and KFEN, all of which are equally unknown to you.
- Stop looking frantically through your broadcasting station list for these stations—you won't find them. WDQJ is located on

board the steamship "Mormacswan," and KGXR is on the steamship "Esparta."

Just like the city dweller who moves to the country to escape the congestion, I have packed up my ham call book and broadcast station lists and moved out of the swarming QSL-hungry masses into the "sticks." By that I mean that I have joined a growing group of listeners who are inconspicuously racking up loggings and QSL's by the score by DX'ing on the maritime phone and c.w. bands.

The number of stations that can be heard here is almost unlimited. They range in power from 35 watts to more than a kilowatt, and in size from plush private yachts to thousand-foot luxury liners, from tough little harbor tugs to crusty old freighters in the banana trade wending their way through the Caribbean to a tropical port. Coast Guard rescue vessels, Great Lakes steamers, fishing trawlers, small coastal tankers—they're all here for the listening!

**Where do you listen?** There are so many places that it is almost hard to decide where to begin. The most plentiful and easily accessible maritime radio stations are in the medium-frequency phone band, which roughly covers 2000 to 2850 kc. Prime frequencies in this band are: 2003 kc. (Great Lakes inter-ship); 2182 kc. (international calling and distress); 2638 kc. (general inter-ship—all areas); 2670 kc. (U. S. Coast Guard); 2738 kc. (inter-ship—except Great Lakes and Gulf of Mexico); 2782 kc. (Mississippi River—ships and land stations); and 2830 kc. (Gulf of Mexico inter-ship).

Many medium-frequency phone stations can be heard QSO'ing coastal harbor telephone or "marine operator" stations. Listeners located near busy seaport areas will most likely have better luck DX'ing these stations because harbor boats operating on the frequencies listed cause a jumble of QRM during certain hours. Stations working the "marine operator" operate one-at-a-time on the channel. This means no QRM, and low-powered phone stations have been heard on these frequencies several thousand miles distant.


Phone stations located on the high seas

can often be heard in the 4-, 8-, 16- and 22-mc. bands.

**If you can copy c.w.,** even poorly, you have the key which unlocks the door to a multitude of stations located throughout the world. Even if you copy c.w. at a snail's pace, you can try your hand at the maritime c.w. game. The whole trick is to locate the "calling" portion of the maritime c.w. bands.

Here the ships repeat over and over the call letters of the coastal telegraph station they are trying to raise, followed by "DE" and their own call letters repeated several times, usually at a fairly slow speed.

If you miss the call letters the first time, don't fret; you are almost sure to hear the entire transmission repeated a few minutes later. The c.w. bands are located from 143



**Great Lakes vessels** like this passenger cruise ship, the Chicago, Duluth & Georgian Bay Transit Company's "South American," and sister ship "North American," can generally be heard on 2003 kc.

to 158 kc., 410 to 500 kc., and in the 4-, 6-, 8-, 12- and 16-mc. bands.

**When you log a station,** you have won only half the battle. You must now identify the station; and you have at your disposal various international publications to assist you.

If the station heard was on c.w., the vessel-name can be looked up in the *Alphabetical List of Call Signs*, published by The Secretary General, International Telecommunications Union, Geneva, Switzerland. Check with them for price.

The I.T.U. also has a publication for





**GBTT**  
QUEEN MARY

---

THIS WILL CONFIRM YOUR RECEPTION OF

RADIO STATION GBTT ON 8087.0 KCS AT  
22 57 GMT ON 8<sup>th</sup> January 1957

POWER 300 WATTS ANTENNA Vertical

REMARKS Routine contact with transatlantic phone station SCH 3

QTH 22 00 SMT 4321 N Signed Samuel Young  
18 25 W Tabernacle 60

The "Queen Mary" (shown above) can be heard very often working coastal phone stations. She QSL's promptly. The "Eclipse" (shown below), a Socony Mobil tanker, can be heard on the marine phone and c.w. bands.

**KJFA**  
TANKER "ECLIPSE"

---

THIS WILL CONFIRM YOUR RECEPTION OF

RADIO STATION KJFA ON 5110 KCS AT  
35 GMT ON September 4 1957

POWER 150 WATTS ANTENNA Vertical w/ ft.

REMARKS Temp. antenna, as antenna lost in hurricane Audrey together with lifeboat.


Signed Samuel Young


phone DX'ers, the *List of Coast and Ship Stations*. This is a listing of all ships, alphabetically by name, giving the call letters, power output and hours of radio watch on each, and the names of the owners of some of the foreign ships. It is not completely up to date on U. S. ships, but no matter; the last word on U. S. vessels is *Merchant Vessels of the United States*, which is issued

yearly by The Superintendent of Documents, U. S. Government Printing Bureau, Washington 25, D. C. Priced at \$6.25, this is a thousand-page volume which lists more than 40,000 U. S. ships. Listings

are arranged by vessel-name, call letters, and owner. The QTH of all owners is also given.

The most accurate guide to the owners of foreign ships is *Lloyd's Registry of* (Continued on page 123)





## Victimized by a

# Record

A RECORD "MOOCHER" is one of the lowest forms of human life. He has no particular habitat but can be found wherever there is a record owner. His only identifying characteristics are: (1) he has a pleasant, disarming personality, and (2) he always owns a tape recorder.

Having been the victim of a record moocher, I submit the following case his-



"... he was small, polite ..."

ories as a warning to audiophiles around the nation.

**Case History #1.** I was sitting serenely in my bachelor apartment watching the turntable spin and listening to *Music To Make Home Blood-Transfusions By* as done in the inimitable style of "Leucemia" O'Shanughnessy and his Anemic Eight, when a strange sound came through the din. It was the doorbell.

As I crossed the room, I silently prayed that it was not my upstairs neighbor again since he is bigger than I am. I was in luck. It was a small, polite-appearing little man.

"Allow me to introduce myself. I am Anthony Barrington Wellingsworth III, your new downstairs neighbor," he said.

"Anthony Barrington Wellingsworth III?" I asked, in awestruck disbelief as I stopped myself from collapsing from lack of

breath. He looked harmless enough so I invited him in.

"Er, I see you have a hi-fi system," he said, cautiously feeling me out.

"Yeah! Great hobby," I replied, turning the volume down to a level which wouldn't vibrate the pictures off the wall.

"I'm kind of interested in hi-fi, myself. I have a tape recorder and was thinking of putting one of those fancy amplifiers, a turntable, and some speakers in my new apartment."

If only I had recognized the danger signal—he had a tape recorder. But no. "How about my helping you," I eagerly offered, thinking that this might grow into a healthy audiophile friendship. I may as well have said: "Lead me to the slaughter."

"That would be quite neighborly of you," he said, and I went to the kitchen to get something to drink. Since I'm a bachelor, you can be sure it was something slightly more intoxicating than milk.

We sat up 'til 2 o'clock making plans for his rig. If only I had known what all this was building up to.

I was put in charge of purchasing, so the next day I found myself in the local hi-fi shop reading to Mr. Heminger a long list of components (including such things as a Glokendeek Model X-5933 triple hodge-podge amplifier with genuine silver filigree knobs with pearl inlay and built-in electric plate). Mr. Heminger kept a "have-you-stripped-your-gears" stare glued to me since he knew I already had a rig with which I was perfectly satisfied.

He finally broke down and said: "Ah . . . is everything all right . . . I mean, you haven't been thrown out of your apartment or anything, have you?"

I didn't feel like explaining, so I said: "No, I just thought I'd put hi-fi in my mailbox." This confused him more than ever, but I figured that he led about as normal a

# Moocher



life as anyone in his business could so I just left him guessing.

Well, to make a long story short (and to save me the misery of thinking about the gruesome details again), we got the outfit set up and all was fine.

All was fine until one fateful evening, that is. Mr. W. "dropped in for a minute."

Then came the bombshell! . . .



". . . long list of components . . ."

"By the way, may I borrow some of your records to put on tape? That equipment just about busted me so I can't afford to buy any records of my own right now."

Like the sucker that I am, I said, "Sure. Go ahead and pick out what you want."

As the pile grew, I began to realize that I had created a Frankenstein that I couldn't stop.

When the stack reached about two feet, I went to the kitchen, fried a chicken, ate it, and did the dishes. I returned to find the pile reaching the five-foot mark and my cabinet bare except for one old 78 of "Cave-man" Johnson singing *I Could Have Danced All Night But You Kept Stepping on My Corns* which I didn't know I had.

Mr. W. picked up the stack and headed for the door.

"Ah, do you think you can carry all those

By NORMAN VAN TUBERGEN

at one time?" I inquired with some irony.

"Oh, sure," he replied, confidently.

Suddenly I realized a danger and shouted: "Look out for the . . ." I was interrupted by a sound comparable only with that of a herd of wild elephants running amuck in a glass factory, ". . . throw rug," I finished, meekly.

Mr. W. pulled himself up through the two feet of black chips. "Heh, heh. Well, I guess now we know why it's called a throw rug, don't we, *friend*," he said, making a feeble and rather unsuccessful attempt at levity.

No comment.

"Just one of those things, *pal*."

No comment.

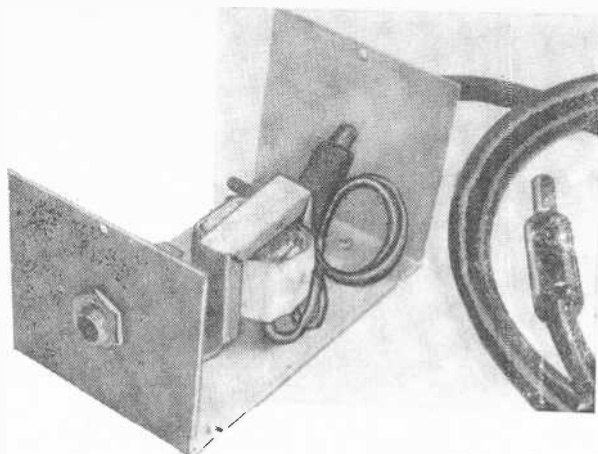
"I'm sure you're insured, *buddy*."

No comment.

(Continued on page 120)



". . . just one of those things, *pal* . . ."



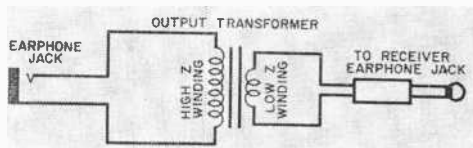
## REMATCH FOR A MISMATCH

Do you happen to own one of those receivers that has the phone jack wired to the low-impedance winding of the output transformer? Since the secondary impedance of the receiver's output transformer is about 4 ohms, the mismatch to the phones (which have 1000-ohm impedance or more) causes a loss of earphone volume. Here is a simple impedance-matching device that will greatly improve your headphone reception.

The only parts needed for the "re-

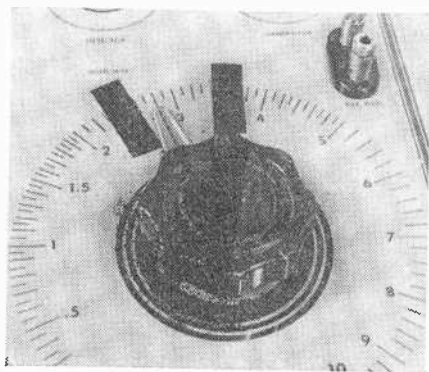
matcher" are a case, an output transformer, and two connectors to fit your receiver and earphones. In the unit shown, the transformer has a primary impedance of 3.2 ohms—the exact value is not critical as almost any output transformer will help achieve a better match.

—M. J. Westrem, WØHOB



## TIME-SAVER FOR CHECKING COMPONENTS

Many experimenters periodically use a service-type RC tester or impedance bridge in sorting stocks of resistors, capacitors, etc., according to value and tolerance.



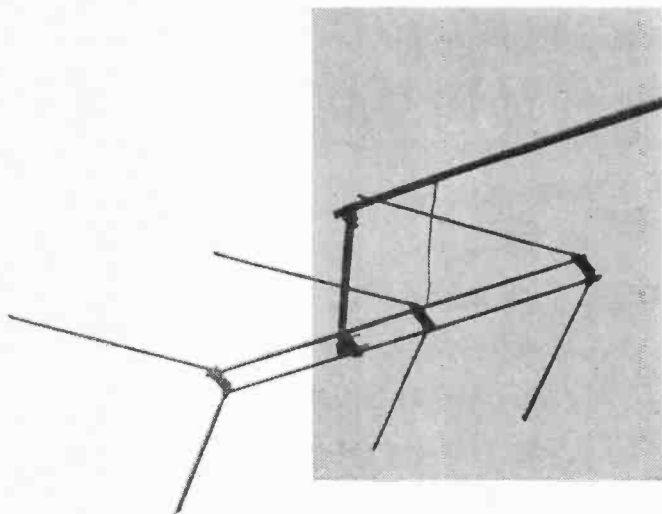
Considerable time can be saved if the tolerance limits for a particular value are indicated directly on the instrument's dial. Just apply short pieces of black electrical Scotch tape directly to the dial at appropriate points. This type of tape peels off cleanly after use and does *not* leave a sticky residue.

If your instrument has a decade switch for different ranges, you can use one step for checking a number of values. For example, suppose you wanted to select 100,000-ohm resistors to a 10% tolerance. You would place pieces of tape on the dial at the 90,000- and 110,000-ohm positions. Then, by adjusting the decade selector switch, you could make the same tapes serve for checking resistors rated at 100, 1000, 10,000 and 1,000,000 ohms to the same tolerance.

—E. G. Louis



# **The Super-Satelliter Antenna**




***Convert a simple TV antenna into a souped-up job for satellite signals***

**By DONALD L. STONER, W6TNS**

**O**UR EARTH SATELLITES can be heard clearly with the help of the Super-Satelliter. As this is written, the whir of the six-inch "Vanguard" and the bell-like tone of the "Explorer" make them easy to identify. Occasionally they interfere with each other—the first QRM from outer space.

This antenna is used in conjunction with the satellite converter described in April, 1958, POPULAR ELECTRONICS. On the basis of several months of experience, it has provided the most outstanding



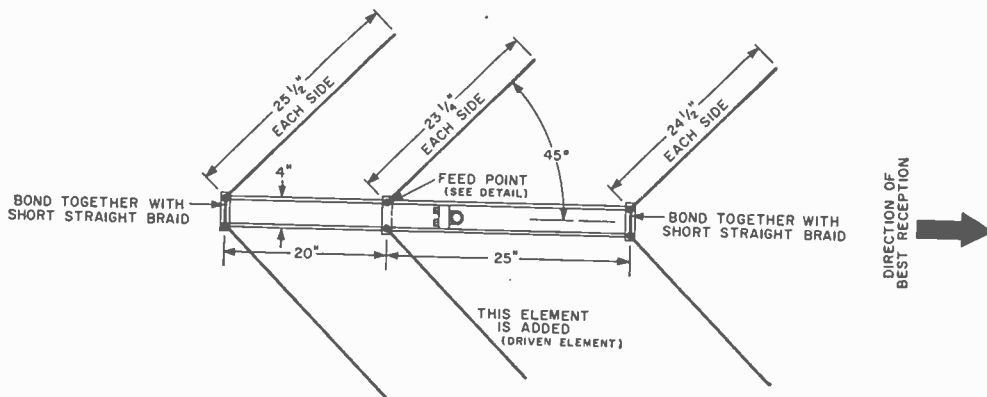
reception, on 108 mc., of the various designs tested.

**As the transmitter** of the satellite generates only a tiny amount of power, a high-gain antenna is best for receiving the signal. Although a Yagi is very sensitive, it is also very directional. For best results, it must be turned toward the satellite to "track" it as it zooms along its orbit. A vertical dipole or ground-plane antenna is not directional, but it's not very sensitive either. The Super-Satelliter is a compromise between these extremes. Although

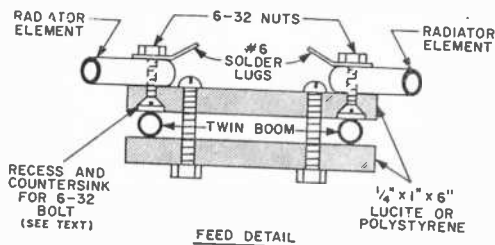
positioned at a 45° angle to a bisecting line to make the antenna less directional.

Start the modifications by cutting each of the front elements (the director) off at 24½". Next, cut the rear elements (the reflector) down to 25½". Now, since open tubes will wail in the wind, crimp the ends of the rods.

Drill a 1/16" hole in each reflector rod at the boom end. With self-tapping screws, connect them with a short length of braid. You can get braid by stripping it off a length of shielded cable. If you are unable



**Modify** double-Vee antenna as shown in diagram above. Detailed drawing of feed point is given below.



to obtain braid, a short piece of copper wire will make a satisfactory substitution although it will have a bit more loss. Connect the director rods together the same way.

**To complete the antenna**, you'll have to construct new driven elements. These consist of two additional rods, 23¼" long and the same diameter as the reflector and director. Your local television repair shop should be able to sell you some rod material. You will also need two pieces of polystyrene or Lucite measuring 1" x 6" x ¼". Refer to the detail drawing to see how these plastic pieces clamp on each side of the boom and also secure the driven elements.

Drill two 1/8" holes in each block between the booms. Keep the holes close to the booms to prevent the plastic from bending. Directly above the point each boom will run, drill a 1/8" hole and countersink it to a 1/8" depth. File two grooves in the top side of this block, at a 45° angle, to support each rod. The radiator mounting screws should not contact the twin booms.

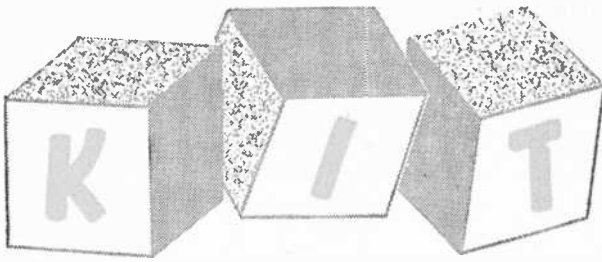
Drill and mount each rod with countersunk 6-32 bolts, installing a solder lug under

(Continued on page 122)

technically a Yagi, it is less directional.

In this installation, the antenna is permanently directed west. It receives all passes of the satellite equally well. One pass may be from southwest to northeast. Approximately 12 hours later, it may pass the same point traveling northwest to southeast. The antenna is sensitive in both directions, with the signals from the front favored slightly.

**You can make** the Super-Satelliter by modifying a standard double-Vee television antenna. Originally it consisted of four rods supported on plastic blocks mounted on two ¼" aluminum booms. These elements are




## BUILDER'S KORNER

**A**MATEURS who want an easy start on moderate power using the more popular bands will find the Johnson Viking Adventurer kit a basic 50-watt transmitter. Designed for c.w., the unit can be modulated for phone operation later.

Driven either by a crystal or external VFO, the transmitter lineup comprises a 6AG7 oscillator-multiplier followed by an 807 power amplifier. The final is a straight

the circuit diagram but not on the parts list) seem to be missing. These are wound quickly from wire furnished, as described in the instruction book.

**Putting It Together.** As directed, the grommets are set into their holes first. From here on, practically all the hardware (with two exceptions) can be assembled according to instructions. Written to help the most confused beginner, the directions



Johnson  
Viking  
Adventurer

amplifier on 80, 40, 20 and 15 meters and doubles on 10 or 11 meters.

The output circuit is a familiar *pi*-network type and will match loads of 50 to 600 ohms, including a considerable amount of reactance.


For hams with orderly minds, the Adventurer kit will be a joy to unpack. Besides the list of parts supplied in the instruction book, a master packing slip shows how many individual boxes and containers should be found within the carton. Each container has its individual detailed listing of components and parts.

Don't be alarmed if radio-frequency chokes *RFC*<sub>2</sub>, *RFC*<sub>3</sub>, and *RFC*<sub>4</sub> (shown on

need not be scorned by an amateur with some experience for they show the proper sequence of assembly. In many instances, the same nut that fastens one ear of a socket mounting holds down a terminal strip or a ground lug.

The slide switches used for main power and grid-plate meter selection stick out slightly from the front skirt of the chassis. For this reason, the front panel cannot set flush against the chassis. Accordingly two thick spacing washers are provided to maintain the same clearance between panel and chassis where the jewel assembly and key jack pass through.

Unfortunately, the threaded studs of



The Adventurer makes an excellent addition to the ham shack. Designed for c.w., it fits the needs of Novices or Generals. Shown above is the top of the chassis after the major components have been installed.

jewel assembly and jack are much too short to accommodate chassis, spacer and panel. For this reason, omit the spacer. It will be a job for four hands to press chassis and panel close enough together to get the appropriate nuts threaded onto the studs. The panel will be bowed in a trifle at each of these mounting points but it will be scarcely noticeable.

**Connecting the Components.** Lugs are first fastened mechanically to the chassis and elsewhere (including the meter) before wires are soldered to them. While this is convenient mechanically and generally causes no difficulty, soldering requires more heat under these conditions than if a wire were soldered to an unattached lug.

Particularly when connecting the meter, it may be found desirable to solder to the lugs before fastening.

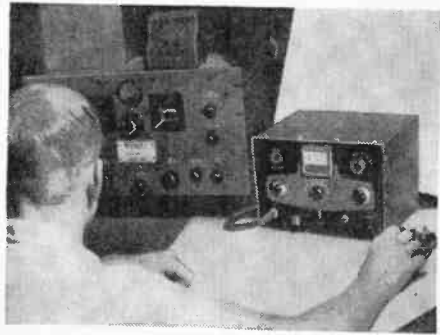
Practically all wiring will have been completed before mounting the power transformer. The leads from this unit do not interfere with previously placed radio-frequency leads. After the transformer is mounted, the filter capacitors and the radio-frequency chokes in the power line and keying circuit are mounted and connected.

Most connections are easy to make because adequate spacing has been provided and the sequence of operations has been well planned. There was some difficulty in wiring to terminal 3 of terminal strip X6

(in the rectifier filter circuit) because several wires must be soldered to the same point. Pin 5 on socket X3 was difficult to reach because of the number of components nearby.

**Final Check.** Before putting the chassis in the cabinet, the kit builder is advised to give the wiring a final check by the simple procedure of keying the transmitter. If the meter shows that the power output tube draws plate current, it can probably be assumed that all the circuits have been properly wired.

Before plugging in to the power line, a



good ground should be made to the chassis of the transmitter. This ground is doubly protective. It protects the operator in the event that there is a potential existing between case and ground (we drew a slight spark between case and ground because we first plugged in power). The ground connection also insures that television interference will be at a minimum. The ground is necessary for proper functioning of the output circuit.

**Test Tuning.** Instructions are given for tuning up the transmitter into a dummy load consisting of a lamp and also a transmission line or antenna. The beginning radio amateur will do well to heed the excellent warnings.


The output circuit of the transmitter is one that is in general use and is most satisfactory when properly handled. If the instructions are ignored, a misadjustment can cause off-band operation with lack of amateur contacts but strong return signals from the Federal Communications Commission.

The real test of a transmitter is how well it can be heard. We plugged in a crystal and our first contact gave us an excellent report.



**M**ANY electronic items currently being transistorized do not, in terms of their function, really warrant the redesign required. Some products, such as the Lafayette kit described below, benefit from use of transistors. Minimum hum pickup, instant warmup, and compact dimensions are achieved.

The KT-131 is a four-transistor amplifier fed by an inductive telephone pickup and operating a 4" speaker. The unit will permit the whole family to enjoy long-distance phone conversations with relatives and friends. It's invaluable for group listening on business calls and conferences. Other



## Lafayette Telephone Amplifier

**Note size of chassis in photo at upper right. Completed amplifier (below, right) can be installed at a much greater distance from the telephone than shown here.**

uses may suggest themselves to you after you have built the amplifier.

**Putting It Together.** The components come neatly packaged in polyethylene bags and plastic boxes. Construction directions follow the step-by-step method.


The pictorial diagrams are so clear, and there are so few components to work with, that your reviewer abandoned the step-by-step procedure about halfway through. If Lafayette had marked the component values on the pictorial, the wiring time would have been less than 2½ hours.

All subminiature components require a snall-tip iron for soldering; the transistor socket lugs, in particular, require special care to prevent shorts from developing.



The speaker is mounted separately in the sloping-front cabinet and wired to the amplifier in the last steps of the manual. Required for operation, but not supplied with the kit, are an inductive telephone pickup coil and a small 9-volt battery.

**Circuit Features.** Despite the use of four transistors, the telephone amplifier



Amplifier chassis before installation in cabinet.

The telephone amplifier operated from the moment it was turned on. The Lafayette telephone pickup coil, when used with a high-gain tube amplifier, tends to be particularly responsive to hum and noise unless a great deal of care is taken to avoid ground loops and spurious inductive pickup. The transistor amplifier, however, has a low input impedance and hence is not particularly sensitive to a.c. hum pickup.

has surprisingly few components to be soldered into place. Transformer coupling between the driver stages accounts both for the small number of parts and the very high gain of the amplifier.

All four of the transistors are CK722 or 2N107 types in a standard base-fed circuit. A class "B" push-pull output stage drives the speaker.

You may have to shift the pickup coil about the base of the phone or bell box before you locate the point of maximum response. Both sides of the conversation will be picked up; your side, as the one closest, will naturally have the greater amount of volume.

If a howl or squeal results when you try to operate the amplifier, it's usually a case of acoustic feedback. Reducing the amplifier volume or moving the speaker further from the handset will cure it.

-30-

## AMPLIFIER QUIZ

BY ED BUKSTEIN

*When Lee DeForest developed the three-element tube in 1907, electronic amplification made the transition from science fiction to reality. Since then, amplifier circuits have become refined, varied and versatile. Today, such circuits are used in a variety of applications ranging from watch-tick amplifiers to brain-wave recorders.*

*If you know your amplifiers, you should be able to match those listed by number below with the letters of the statements best describing them. Each letter should be used only once. A score of 19 or 20 correct is excellent, 15 to 18 is superior, 11 to 14 is average, and 10 or less is poor. Answers are given on page 123.*

- |                               |   |
|-------------------------------|---|
| 1 Paraphase amplifier         | A Horizontal amplifier of cathode-ray oscilloscope                                |
| 2 Magnetic amplifier          | B Input is 3.58 mc.   |
| 3 Grounded-grid amplifier     | C Biased at or near cutoff  |
| 4 Impedance-coupled amplifier | D It changes sine-wave input to square-wave output                                |
| 5 Class B amplifier           | E Gain varies directly with amplitude of input signal                             |
| 6 EEG amplifier               | F Two outputs produced 180° out of phase  |
| 7 Z amplifier                 | G Control is achieved by varying saturation of iron core                          |
| 8 X amplifier                 | H Input is applied to base  |
| 9 Chopper amplifier           | I Input is applied to cathode   |
| 10 D.c. amplifier             | J Brain-wave potential amplifier  |
| 11 Operational amplifier      | K Vertical amplifier of oscilloscope  |
| 12 Common-emitter amplifier   | L Tuned to difference between signal and local oscillator                         |
| 13 Q amplifier                | M Interrupter used to modulate input signal                                       |
| 14 Y amplifier                | N It performs mathematical operations such as summing, differentiating, etc.      |
| 15 Cascode amplifier          | O Two triodes connected in series   |
| 16 Volume expander amplifier  | P Plate load impedance is an inductor   |
| 17 Preamplifier               | Q Oscilloscope's intensity modulation amplifier                                   |
| 18 Clipper amplifier          | R Plate is connected to following grid either directly or through a resistor      |
| 19 Coincidence amplifier      | S Output produced when signals are applied simultaneously                         |
| 20 I.f. amplifier             | T It boosts low-level signals to higher level required by amplifier which follows |



# Transistor Topics

By LOU GARNER

SEVERAL major automotive manufacturers have hinted that electronic devices will achieve a real breakthrough in 1960 models. Transistor fuel injector controllers, regulators, self-rectifying a.c. generators, built-in tape recorders, and television receivers are but a few of the devices planned.

An electronic "highway of tomorrow" is being tested at RCA's David Sarnoff Research Center at Princeton, N. J. Detector units are connected to loops buried in the entrance road and transistors count each car entering the grounds, measure its speed, and automatically flash a polite *Slower*

capable of discriminating between vehicles 8 feet apart and of measuring speeds from 2 to 80 mph with an accuracy within 1 mph.

**Reader's Circuit.** Many individuals, including advanced hobbyists as well as beginners, think of superhet receivers only in terms of four-, five-, or even six-stage receivers. Not so reader Paul Heinsch, of 2910 McLoughlin Blvd., Vancouver, Wash. He has designed an interesting circuit which combines the selectivity and sensitivity of a superhet with the simplicity, low cost, and ease of construction of a *two-transistor* set.

All the components used are standard

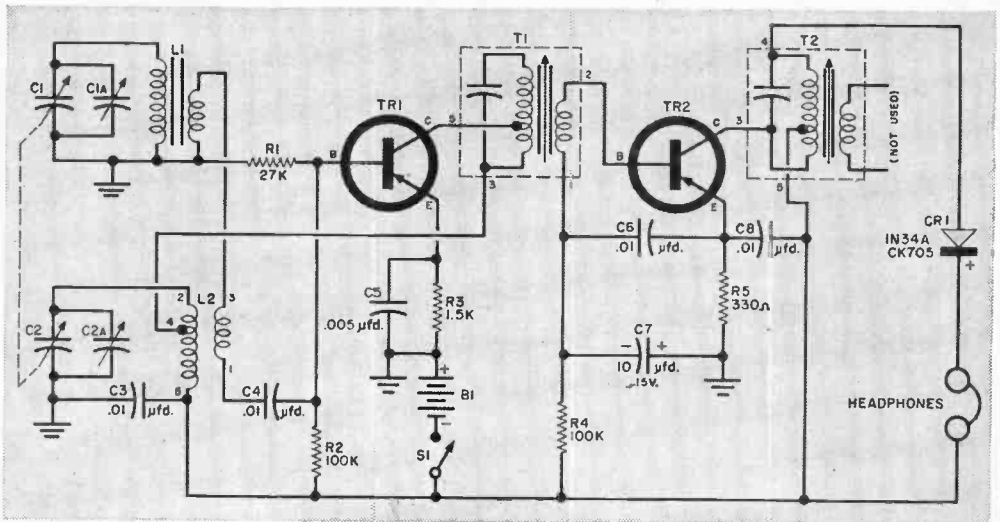


Fig. 1. Two-transistor superhet receiver designed by reader Paul Heinsch.

Please warning to every driver exceeding the established speed limit.

A British firm, Marconi Wireless Telegraph Co., Ltd., has developed a partially transistorized speed-checking radar system. The complete equipment, including the antenna, transmitter-receiver assembly, and indicator, weighs only 21 pounds, yet is

and readily available. Referring to Fig. 1, *L1* is a Miller No. 2005 transistor loop antenna coil, *L2* a No. 2022 oscillator coil, and *C1-C2* a No. 2110 two-gang variable capacitor (J. W. Miller Company, 5917 S. Main St., Los Angeles 3, Calif.). *C1a* and *C2a* are trimmer capacitors mounted on the No. 2110. *T1* and *T2* are Lafayette No. MS-268 455-kc. transistor i.f. transformers.

As far as the smaller components are concerned, the capacitors are all disc cer-

amic types. The d.c. working voltage of all of them should be greater than the 6- to 9-volt battery supply voltage. A standard transistor battery such as a Burgess P6 or RCA VS309 is used.

*TR1* and *TR2* are *p-n-p* r.f. transistors. Paul used a G.E. Type 2N136 for *TR1*, a Type 2N135 for *TR2*. Other r.f. types may be substituted here but if *n-p-n* transistors are employed, all d.c. polarities should be reversed.

Instead of a conventional crystal diode, Paul used a G.E. 2N107 transistor which had been damaged accidentally. The col-

ical than in more conventional receivers. All signal leads should be short and direct and the input and output circuits should be well separated.

The set should be *aligned* for maximum performance with a standard r.f. signal generator. Peak the i.f. transformers with a 455-kc. modulated signal. The oscillator trimmer (*C2a*) is adjusted for proper dial tracking at about 1500 kc. and the r.f. trimmer (*C1a*) for maximum output at about 1200 or 1400 kc.

In operation, r.f. is picked up by tuned circuit *L1-C1* and coupled to *TR1*'s base.

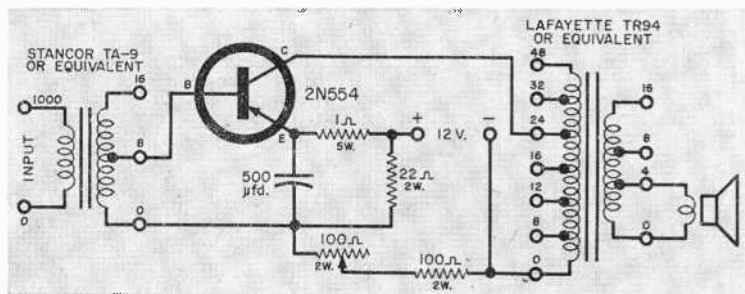
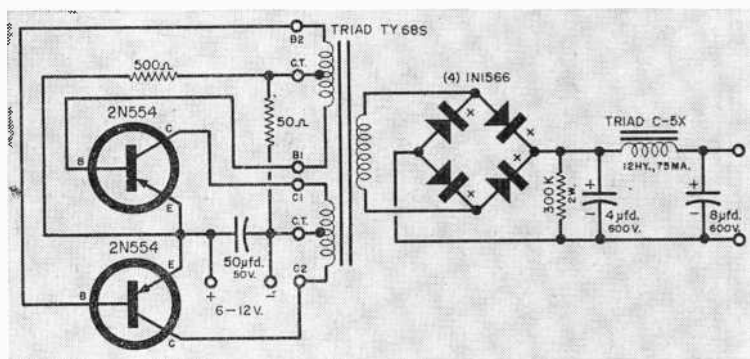


Fig. 2. One-stage power amplifier featuring Motorola's new 2N554 transistor.

Fig. 3. D.c.-to-d.c. converter using a pair of 2N554 transistors. With a 12-volt supply, this circuit is capable of delivering 250 volts at 60 ma.—ample power for low-power transmitters or for the B supply of receivers.



lector lead was missing and connections were made to the base and emitter leads. He indicates that the results were superior to those obtained with a conventional diode. However, you can use a type 1N34A, CK705 or other diode in the circuit.


For best results, high-impedance magnetic or dynamic earphones should be used. If you can, obtain 'phones with an impedance of 4000 ohms or more.

Layout and lead dress are no more crit-

*TR1* serves as a combination local oscillator mixer, with *L2* functioning as a "tickler feedback" oscillator coil.

The i.f. signal of 455 kc. appears at *TR1*'s collector and is coupled by *T1* to i.f. amplifier *TR2*. The amplified i.f. output of *TR2* is then coupled directly through a simple diode detector to a pair of magnetic headphones. Note that *T2* serves only as a tuned collector load for *TR2*—the trans-

(Continued on page 128)



## Short-Wave Report


By HANK BENNETT

**T**HIS is a test transmission by a station of the American Telephone and Telegraph Company for purposes of receiver adjustments." Similar announcements by stations of telephone companies in widely scattered parts of the world are being picked up every day by the SWL. They are not usually found in the standard short-wave bands but are in between the standard bands, varying from 3 mc. to 26 mc. and higher.

You can listen to one of these stations transmitting in a country where there is little or no activity on the broadcast channels. It is interesting to listen to such stations while they are in direct contact with each other or while an actual radio-telephone call is in progress.

Many DX'ers have sent reception reports to these telephone stations and asked for verifications. Although the majority do not obtain veries, the reports may be acknowledged. The following letter, sent by an A. T. & T. official, was received by Donald Arrow-smith, Trenton, N. J.

"With reference to your letter concerning your interception of one of this company's radio stations, the transmission which you report is a test sentence from a speech recording, which we transmit only for the benefit of our overseas associates, to assist them in adjusting their equipment. The radio stations of the A. T. & T. do not broadcast programs, but are engaged solely in the international radio-telephone service to many different countries, and must comply with the regulations covering the secrecy of communications. Under these circumstances, we are



**Test transmissions** originate from tape machines in A. T. & T.'s various control offices in the United States. This is the coordinator's peg board in the New York Overseas Control office. In the background are control terminals from which the test transmission is sent to radio transmitting stations.


certain you will understand that we cannot verify reports of reception of our transmissions, or provide information as to our facilities and operations. However, we appreciate your interest in our company and its activities."

In not verifying reports, these stations are entirely within their rights and the DX'er should not send reports or follow-up letters asking for verification. While often highly appreciative of reports, the stations cannot verify for the same reason that you and I could not wire-tap into private telephone calls.

The telephone service is covered by FCC  
(Continued on page 136)


# Hi-Fi Highlights

**M**ANY READERS have been writing in to inquire about new and novel developments in high-fidelity equipment that they have heard about. To help supply such information quickly, POPULAR ELECTRONICS presents a roundup of the most interesting high-fidelity accessories crossing our desks in recent weeks. Each brief description is numbered and a box appears on page 127 along with additional items. Just circle the numbers in the box pertaining to the items that interest you and send the box in to the address given. You'll receive complete information on those items. —50—




48

**48** Aluminum outdoor speaker enclosure is fungus- and moisture-proof. It is 21" square and uses an 8" speaker. The one-piece folded horn has a response from 50 to 16,000 cps. Electro-Voice.



49

**49** Turntable kit can be assembled in 30 minutes. Designed by Rek-O-Kut, it has a belt drive and 4-pole induction motor. Single speed at 33 $\frac{1}{3}$  rpm.




50

**50** Shelf-type speaker enclosure for 8" loudspeaker. The "Caprice" by Sonotone can be used as second system for stereo conversion. Response ranges all the way from 55 to 15,000 cps.




51

**51** Variable control crossover network can adjust level of mid-range and tweeter speakers to taste. Usable with speakers of mixed impedance. Shield model VC-208 has crossovers at 500, 3300 cps.




52

**52** Designed for remote operation, the Fisher PR-66 stereo preamp has no controls. It's for low-level stereo cartridges or stereo tape playback heads.



53


**53** This compact preamp-control unit can easily be stacked for stereo. The Fisher Model 30-C has seven inputs and two outputs. Included are equalization, loudness control, rumble filter.



54

**54** Stereo preamplifier kit has third channel output to eliminate "hole in the middle" effect. There is a bridge type control for proper speaker balance. The Lafayette KT-600 provides separate turnover and roll-off controls.

More hi-fi items on page 127



By  
**BOB WATSON**  
**W8PBF**

## Transceiver Noise Suppressor

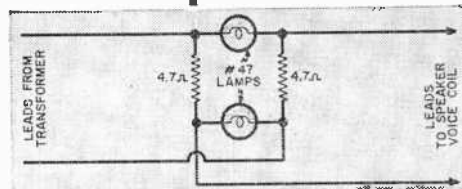
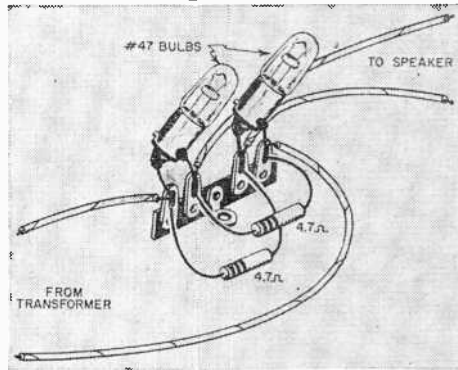
Wired as shown below, this simple audio volume expander functions as a noise suppressor. Bulbs may be socket-mounted or soldered directly to the tie lugs.

**T**HE LITTLE Vocoline JRC 400 and 425 and similar transceivers enjoy widespread use in Citizens band applications. But they have one characteristic which is annoying to some owners, and that's the hiss inherent in their superregenerative circuits.\*

A standard squelch circuit could be added for hiss elimination, but this would mean extra tubes, parts and additional drain on the power supply. However, a simple squelch action can be obtained with a minimum of parts by using the old audio volume expander trick.

**Just install** a pilot lamp across the voice coil terminals of the speaker. A No. 47 bulb will do nicely in either Vocoline unit and will drop the no-signal noise noticeably. When a signal is received, the audio will cause the light to glow, which will increase the bulb's resistance and thus allow more signal to reach the speaker's voice coil.

*(Continued on page 119)*




\* Without a signal input the superregenerative detector has a high degree of amplification, and tube and circuit noise build up to an annoying level. When a signal is received, the hiss level drops. Strong signals make the hiss disappear completely.





# Among the Novice Hams

By HERB S. BRIER, W9EGQ



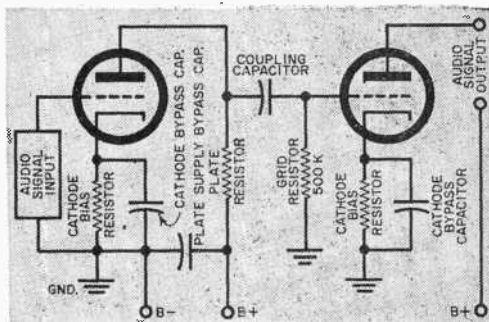
**SEE NEXT PAGE FOR**  
*list of those who request help  
in obtaining their ham licenses*

**I**N THE September issue, we learned that when a vacuum tube is used as a class A amplifier its output signal is an amplified replica of its input signal. In addition, it normally draws no grid current in operation, and its average plate current does not change with signal.

In the written examination for a General, Conditional, or Technician Class amateur license, you may be requested to: *Draw a diagram of a coupling system between two audio-frequency amplifier stages employing resistance elements.* Such a diagram is shown in Fig. 1. You should learn to draw it from memory in preparation for the exam-

**Fig. 1.** Resistance-coupled audio amplifier. You may be asked to draw one of these in any amateur examination except that for a Novice license.

positive with respect to the ground point by that amount, or stated in another way, the common ground point is negative with respect to the cathode. Therefore, because the grid is connected to ground through its



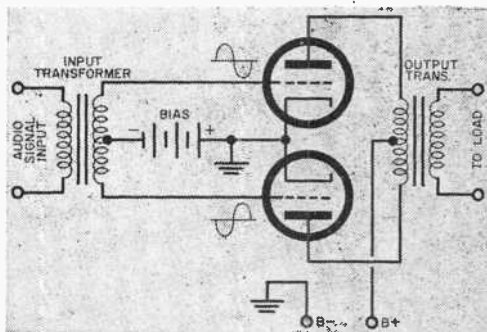
**Fig. 2.** Basic transformer-coupled push-pull audio amplifier. See text.

ination. And, as it is an example of a two-stage, class A voltage amplifier, let us see how it works.

**Resistance Coupling.** Direct current is fed to the B- and B+ terminals. Electron current flows from the B- or ground terminal, through the cathode resistor, to the cathode of the first tube, out its plate terminal, through the plate resistor, and back to the power supply via the B+ terminal.

The plate current causes a small voltage drop across the cathode resistor (because its resistance is comparatively low, a few thousand ohms) and a large voltage drop—equal to one-third to one-half of the total B voltage—across the plate resistor, which may have a resistance of about 50,000 ohms.

The voltage drop across the cathode resistor makes the cathode of the first tube



input circuit, it is effectively biased negative with respect to the cathode.

If we apply an audio signal to the grid, the signal will "swing" the bias voltage, resulting in a similar variation in the plate current of the tube. This, in turn, will cause the voltage drop across the plate resistor to vary in step with the applied signal.

The signal is coupled from the plate of the first tube to the grid of the second by  
*(Continued on page 130)*

# HELP US OBTAIN OUR HAM LICENSES

Prospective amateurs requesting help and encouragement in obtaining their licenses are listed here. To have your name listed, write to Herb S. Briar, W9EGQ, c/o POPULAR ELECTRONICS, One Park Avenue, New York 16, N. Y. Please print your name and address clearly. Names are grouped geographically by amateur call areas.

## K1/W1 CALL AREA

Edward L. Williams (15), 6 Hartshorn Ave., Worcester 2, Mass. Phone: PL 6-5355. (Code, theory, regulations and selection of equipment)  
Peter Sepowitz (16), Maple Ave., Box 148, Uncasville, Conn. Phone: TI 4-8054. (Code, theory and selection of equipment)  
Russell Newton (14), 32 Ferrante Ave., Greenfield, Mass. Phone: PR 3-8762. (Code and theory)  
Joe Redshaw (14), 19 Spring St., Yarmouth, Maine. Phone: VI 6-5726. (Code and theory)  
William Hanson (16), 23 Spring St., Yarmouth, Maine. Phone: VI 6-5838. (Code and theory)  
Jim Perry (14), 14 Oak St., Greenfield, Mass. Phone: PR 3-8181. (Code)  
Francis Donovan, Jr., 108 Whitehall St., Providence 9, R. I. Phone: JA 1-2678. (Code and theory)

## K2/W2 CALL AREA

Robert Moritz, 5 Fourth Ave., So. Farmingdale, L. I., N. Y. (Code, theory and regulations)  
Donald Morrissey, 237 Academy St., Jersey City 6, N. J. (Code and theory)  
Ronald T. Brzykcy (16), 47 Weiss St., Buffalo 6, N. Y. Phone: TR 3045. (Code and theory)  
Walter J. Helinski (15), 320 Holly St., Buffalo 6, N. Y. Phone: WO 8902. (Code and theory)  
John Hartley (13), 16 Capitol Place, Huntington Station, N. Y. (Theory and regulations)  
Fred Salzman (17), 1128 Boynton Ave., Bronx 72, N. Y. Phone: TI 2-7073. (Code and theory)  
Tim McMillin (15), 60 Passaic Ave., Summit, N. J. Phone: CR 7-1855. (Code)  
William Locker, 950 Columbus Rd., Burlington, N. J. Phone: DU 6-1596. (General theory)  
Ronald Abis (15), 450 95th St., Brooklyn 9, N. Y. Phone: SH 8-5913. (Code and theory)

## K3/W3 CALL AREA

John B. Sevier, 4206 Park Heights Ave., Baltimore 15, Md. Phone: LI 2-5870. (Code and theory)  
Donald Krueger, 1108 Drexel Ave., Drexel Hill, Pa. Phone: SU 9-6722. (Code, theory, regulations and selection of equipment)  
Joe Sparacino, 5603 Shilum Pl., N. E., Washington 11, D. C. Phone: LA 9-1896. (Code and theory)  
Harold Yablonovitz (17), 4823 Springfield Ave., Philadelphia 43, Pa. Phone: SA 9-0829. (Code)  
Larry N. Osborne (12), 101 Leeds Rd., York, Pa. (Code and theory)  
Steve Kight (14), 5904 60th Ave., Riverdale, Md. Phone: AP 7-5771. (Code, theory, regulations and selection of equipment)  
Ronald Brower (14), 5908 60th Ave., Riverdale, Md. (Code, theory and regulations)  
Barry Moore, R. D. #1, Bangor, Pa. (Code and theory)

## K4/W4 CALL AREA

Bernard Drew, Jr., 310 Peachtree St., Douglas, Ga. (Code, theory and regulations)  
Joe Jackson, Jr. (15), 1317 Wallace St., Richmond 20, Va. Phone: EL 5-6614. (Code, theory, and regulations)  
Ricky Ragone, 780 73rd St., Miami Beach, Fla. (Code, theory and selection of equipment)  
Jim Miller, 100 Park Ave., Dickson, Tenn. Phone: HI 6-2204. (Code and theory)  
Milton Kaplan, 930 10th St., Miami Beach, Fla. (Code, theory and regulations)

## K5/W5 CALL AREA

Russell Lambert III, 1610 Olive St., Pine Bluff, Ark. Phone: JE 5-0535. (Theory, regulations and selection of equipment)  
Joe Thompson (17), Hospital Division, Parchman, Miss. (Code)  
Charles Harris, 3215 Clara, New Orleans, La. Phone: TW 5-0453. (Code and regulations)

## K6/W6 CALL AREA

Fred Kuttner, 5521 Westpark Dr., No. Hollywood, Calif. Phone: PO 3-5949. (Code and regulations)  
Patrick Christensen (12), 787 E. San Antonio St., San Jose 12, Calif. (Code, theory and regulations)  
Neil Blais (13), 1007 Ashmount Ave., Oakland 10, Calif. Phone: GL 1-0984. (Code and theory)  
Richard Lutske, 543 N. Harper Ave., Los Angeles, Calif. (Code and theory)  
Gary Spain, 424 Font Blvd., San Francisco, Calif. Phone: JU 6-2259. (Code, theory, regulations and selection of equipment)

## K7/W7 CALL AREA

David Leander, Route #1, Mount Vernon, Wash. (Code, theory and selection of equipment)  
Richard Mangum (16), 268 N. 300 W., St. George, Utah. (Theory, regulations and selection of equipment)  
Fran Arbuckle, 215 Lilly Lane, Corvallis, Ore. (Code, theory and regulations)

## K8/W8 CALL AREA

John Gentle, 402 N. Linn, Bay City, Mich. (Code)  
Gary Nixon, 413 Earnshaw Dr., Dayton 29, Ohio. Phone: AX 3-2062. (Code)  
Frank Bowles (13), 11749 Turkey Run, Plymouth, Mich. (Theory and selection of equipment)

## K9/W9 CALL AREA

Bill Popely (14), 12728 S. Loomis, Chicago 43, Ill. Phone: FU 5-1712. (Code and theory)  
Evan Rolek (13), 6354 S. Kedvale, Chicago 29, Ill. Phone: PO 7-3460. (Code and theory)  
Jim Walsh (14), 83 Lawton, Riverside, Ill. Phone: RI 7-6263. (Code and theory)  
George Merritt, R.R. # 1, St. Joseph, Ill. (Code and theory)  
Michael Rusch, 405 Elmhurst, Valparaiso, Ind. (Code, theory and regulations)  
Charles J. Dorwick (26), 3846 W. Grand Ave., Chicago 51, Ill. Phone: DI 2-4618. (Code, theory and selection of equipment)  
Frank Kreydich, 12527 So. Marshfield Ave., Chicago 43, Ill. (Code and theory)  
Michael Lynch (17), 2942A N. Dousman St., Milwaukee 12, Wis. Phone: FR 2-6302. (Code and theory)

## K0/W0 CALL AREA

Bob Carberry (16), 5752 Westminster Pl., St. Louis 12, Mo. Phone: PA 5-5092. (Code and theory)  
George Seitz, Box 68, Holyrood, Kansas. (Code, theory and selection of equipment)  
Roger Olson, 2095 E. Co. Rd., White Bear Lake 10, Minn. Phone: GA 9-9468. (Code and theory)  
David Desmond, 819 6th, Las Animas, Colo. (Theory)

## VE AND OTHERS

Don Schwinghamer, Bruno, Saskatchewan, Canada. (Code and theory)  
Rolando Silva, Box 191, Rio Piedras, Puerto Rico. (Code and theory)

# AFTER CLASS

Special Information on Radio, TV,

Radar and Nucleonics



## UNDERSTANDING DECIBELS

**T**HE DECIBEL is probably the least understood unit in electronics. Ask what an ampere is and you'll get the answer, "It's a unit of current measurement." Ask for the definition of an ohm and, "It's the unit of electrical resistance," is your answer. Now try and get the straight information on what a decibel is. You'll go all around the circuit and back again, and still not have an understandable explanation.

Here's the big secret—a decibel is nothing more than a unit of comparison between two sound intensities or loudnesses.

**Sound Intensities.** Back in the early 1920's, the telephone engineers were trying to measure the ability of the human ear to detect differences in sound intensity. It was a simple matter to measure a change in light intensity. The light became brighter and this change in brightness could be read off in foot-candles on a photocell.

Similarly, a change in temperature could be recorded on a thermometer in degrees. However, when a sound became louder, how would you measure that, and in what units? There was no unit available, so one was devised.

The unit for measuring sound levels was called the "bel" and was named in honor of the inventor of the telephone, Alexander Graham Bell. A decibel (db) is one tenth of a bel, this being a more practical unit with which to work.

Once again, the decibel is a unit of comparison of sound intensities. Comparison is the important word here. A decibel is not an absolute unit as is the volt, or ohm, or ampere.

The basis for this comparison of sounds is the ability of the human ear to detect a difference in loudness between two sounds. To put it another way, when your ear can just distinguish that one sound is louder than another, there is a difference of 1 db between the two sounds.

**Human Reactance.** Let's examine the way in which the human ear reacts to

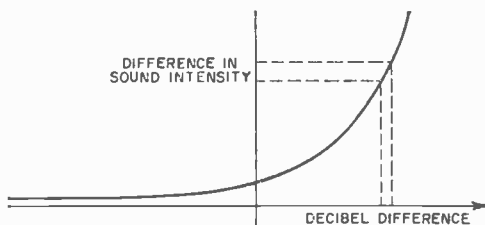


Fig. 1. Logarithmic curve expresses the relationship between sound intensity and the reaction of the human ear.

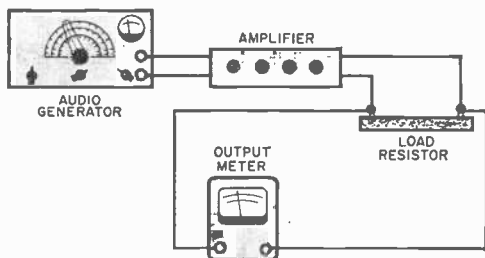


Fig. 2. An output meter is connected across a load resistor for db measurements.

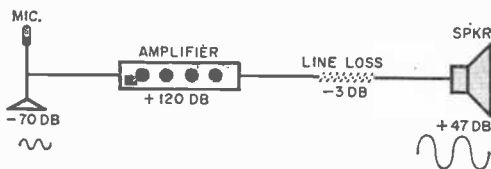



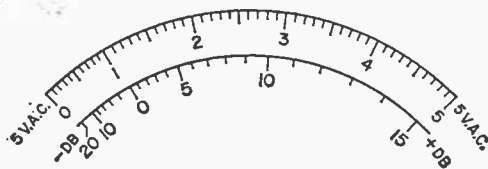
Fig. 3. Microphone level of -70 db is built up by amplifier with a gain of +120 db to a level of +47 db at speaker.

sound. Imagine you are visiting a dog show and fifty dogs are all barking at once. Loud, isn't it? Now imagine that fifty more dog fanciers arrive with their pets and that these fifty dogs all add to the din. Louder? Yes, but how much louder?

The sound intensity has doubled, but loud



An audio VTVM available in kit form at low cost is shown above. Note relationship between the db scale and the 0-5 volt a.c. scale (above, right).



as it is, it doesn't sound twice as loud to your ear as the barking of the original fifty dogs. Not until five hundred dogs were all barking at once could your ear detect a sound twice as loud as the initial sound, that is, if you could stick it out that long.

Your ear responds to sound on what is known as a "logarithmic curve." Because of this, when the engineers were devising the equation for the comparison of two sound intensities they had to make it obey the same mathematical curve as did the logarithm. This curve is shown in Fig. 1. The decibel measurement, being a logarithmic function, gives a true picture of sounds as they affect the ear.

We will now relate what we have learned to decibel measurement in electronics.

**Decibel Measurement.** If we call the input power to an amplifier  $P_i$  and the out-

put power from the amplifier  $P_o$ , and then express both quantities in watts, the formula for obtaining the number of decibels,  $Ndb$ , gained through use of the amplifier is:  $Ndb = 10 \log P_o/P_i$ . Note that the logarithms used are to the base 10.

The steps in using this formula are:

1. Compute the ratio of  $P_o/P_i$  expressed in watts.
2. Look up the value of the logarithm of this ratio in the log tables.
3. Multiply this logarithm by ten to get your answer in decibels.

Here is a practical example to illustrate the workings of this very important formula: If the input power to an amplifier is 0.2 watt and the output power of the amplifier is 10 watts, then:

$$Ndb = 10 \log 10/0.2$$

$$Ndb = 10 \log 50$$

$$Ndb = 10 \times 1.70$$

$$Ndb = 17 \text{ db}$$

This shows that an increase of 50 times in the input power due to the amplifier action

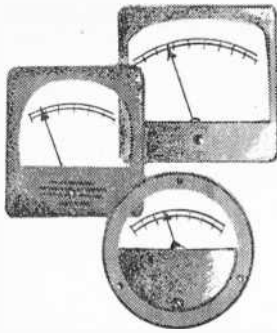
increases the power level of the output by 17 decibels. You can readily see that the decibel relationship compares the two powers, input and output, in the manner of their effect on the human ear when they are converted into sound.

Figure 2 shows, in block diagram form, one means of actually measuring decibels.

The amplification of any amplifier will vary according to the frequency being amplified. For that reason, amplifier ratings will show a figure such as, "Frequency response;  $\pm 2$  db, 20 to 20,000 cps." This indicates that the frequency of the input to the amplifier, when varied over a range from 20 to 20,000 cps, will cause a variation in the output power of  $\pm 2$  db. The smaller this variation of output with change of frequency, the better the frequency response of the amplifier and the less distortion of the output.

If you are using two or more amplifiers in a circuit and want to know the over-

(Continued on page 112)



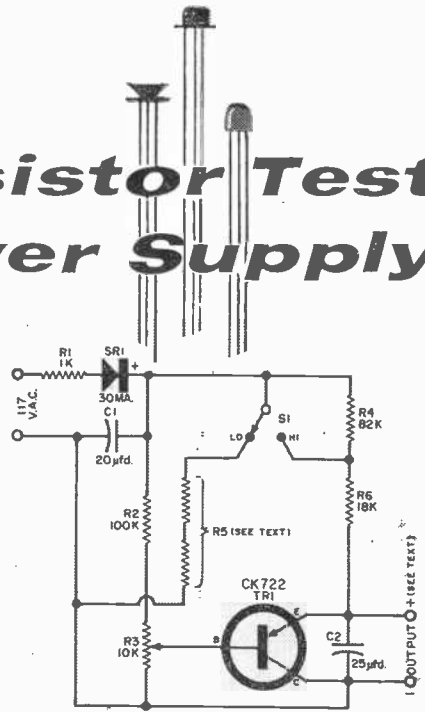
# Transistor Test Power Supply

ONE of the handiest little units around the shop when you are working on or designing new transistor circuits is a variable low-voltage, low-current power supply. This unit supplies 0-9 volts in two current ranges, 0-0.8 and 0-4 ma. With current drain above these values (0.83 ma. on low and 4.15 ma. on high), the voltage drops to zero. An accidental short circuit across the output terminals does no damage and the voltage can be varied at will.

Standard components are employed and their arrangement is not critical. A pointer knob is used on voltage control potentiometer *R3* and the panel is marked from 0 to 9 volts in 1.5-volt steps. Calibration is accomplished by connecting a VTVM or other high-input-resistance voltmeter across the output terminals. *R5* serves as a shunt on the low range so that the voltage scale for both current ranges will coincide.

Resistor *R5* should be the last part wired in. Its operation is checked by connecting a voltmeter across *C1* with the output terminals shorted. *R5* is then selected using two 1-watt resistors whose combined value achieves the smallest shift in output voltage when the current range is switched.

Set *S1* for desired current range, set *R3* to zero, and connect the device to be pow-



This circuit can be constructed on any type of chassis. Built-in current limiting factor prevents transistor burn out. *C1* is a 150-volt unit; *C2*, 25 volts.

ered. *R3* is then reset to the desired voltage value. The voltage knob should never be turned quickly to zero as the charge on capacitor *C2* could overload the transistor.


This instrument is used only to find the voltage required to operate the circuit under test correctly and not damage it with excess voltage or current. An isolation transformer, such as the Lafayette TR-91, could be added for safety. If a transformer is used, omit *R1*.

CONTROL SETTING	OUTPUT VOLTAGE							
	9.0	8.95	8.90	8.80	8.25	8.85	8.70	8.50
7.5	7.45	7.40	7.35	7.20	7.40	7.25	7.10	6.90
6.0	5.95	5.90	5.85	5.80	5.90	5.75	5.55	5.40
4.5	4.47	4.43	4.40	4.30	4.40	4.30	4.20	4.05
3.0	2.97	2.94	2.90	2.80	2.93	2.86	2.80	2.70
1.5	1.48	1.46	1.43	1.38	1.45	1.40	1.35	1.25
CURRENT DRAIN (ma.)	0.2	0.4	0.6	0.8	1	2	3	4

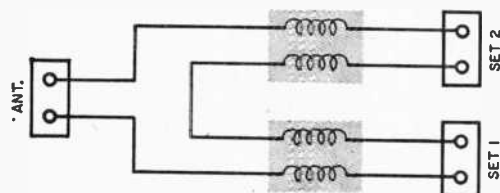

By  
R. B. DODSON

## Make Your Own Two-Set Coupler

By  
RUDOLF F. GRAF




Front view of the two-set coupler showing screw terminal arrangement used for maximum convenience.



Shaded areas in schematic above represent coils.

Rear view of coupler. Cutouts in the plastic may be made with hand grinder or with drill and file.



TWO TV receivers, or one TV and one FM receiver, or two FM receivers can perform satisfactorily using the signal from just one antenna. A little device called a two-set coupler does the trick. Here's how it works.

The signal from the antenna is fed down from the roof by way of the transmission line, then connected to the coupler (see diagram). Inside this coupler, the signal is divided and sent to both sets. In many locations, the fact that the entire signal voltage is not available to either set will have no noticeable effect on the picture quality.

Two-set couplers are available commercially, but it's fun to make one. And you'll find that it is easiest to build the coupler in a small plastic box.

The coils are known as "bi-filar" or "balun" coils and are commercially available from Lafayette (TS-269), Olson Radio Warehouse (L-68), or your local parts jobber.

The schematic and the inside view of the coupler show how the coils are wired. The two leads from one end of each coil go to the *Set* terminals, and the other ends are in series and connected to the *Ant.* terminals. Since there are no primary or secondary connections to worry about, the wiring job is simple.

If you want to operate one TV receiver on the coupler with the other set disconnected temporarily, installing a 300-ohm resistor at the unused coupler terminals may improve reception.

-30-

# Announcing the United States Army's Graduate Specialist Program 1958 ~ 1959

**The Purpose:** This program is offered to provide qualified high school graduates with the technical schooling which will enable them to join the Army's key group of specialists, its select team of experts in every field from electronics to rocketry and guided missiles.

**The Program:** This plan offers young men their choice of 107 technical training courses—young women, their choice of 26. These courses are conducted at special Army schools which utilize the most modern technical facilities and equipment available. All instructors are experts in their fields. Completion of schooling qualifies young men and women as skilled specialists—ready to begin careers in their chosen specialties.

**The Qualifications:** To qualify as a Graduate Specialist, you must pass certain qualification and aptitude tests and be a high school graduate. However, you may apply while you are still in your senior year and, if qualified, enter the program after graduation. It is advisable to apply early, since quotas for each course are limited and qualified applicants are selected on a first-come-first-served basis.

**The Procedure:** To apply for the Graduate Specialist Program, visit your local Army Recruiting

Station. Your Army Recruiter will give you an enlistment screening test. After passing this initial qualification test, you will be interviewed by the Recruiter who is an experienced counselor. He will discuss your academic background and interests with you. Based on your own abilities and desires, he will help you select a first choice course and two alternates. If quotas for your first choice course are filled, you may still become a Graduate Specialist in one of your selected alternates. Your Army Recruiter will then forward your application for processing. You will later receive a formal letter notifying you that a place in a course of your choice is waiting for you. Not until after high school graduation and shortly before your course begins will you actually enlist, and then only for three years. Before enlistment, you will take two final tests, the Armed Forces Qualification Test and the Army Qualification Battery. After making qualifying scores in these tests relating to your particular chosen field, you are ready to enlist as an Army Graduate Specialist.

**The Benefits:** Through this unique program, today's Army offers qualified high school graduates an outstanding educational opportunity—a tremendous headstart toward a successful specialist's career—as well as the chance to join the Army's select group of key personnel.

*Get choice, not chance,  
in  
Today's Army*

## Choose Your Graduate Specialist Schooling From 107 Courses Like These

Guided Missile Electrical Equipment Repair	Construction Drafting
Radar Repair	Construction Surveying
Microwave Radio Equipment Repair	Motion Picture Photography
Aircraft Components Repair	Neuropsychiatric Procedures
Engineer Equipment and Maintenance	Dental Laboratory
Atomic Weapons Electronics	Medical Laboratory Procedures
	Photographic Laboratory Operation

# TOOLS and GADGETS


## HIGH-IMPEDANCE VTVM

With an input impedance of 22.0 megohms, the Model 311 vacuum-tube voltmeter provides peak-to-peak readings of complex a.c. voltages as well as sine waves. It features a d.c.-a.c./ohms probe with clip-on tip. An r.f. accessory probe is also available which is capable of handling a.c. voltages up to 150 volts r.m.s. or 400 volts peak-to-peak up to 100 mc. Price, including d.c.-a.c./ohms probe, \$64.95. (*Simpson Electric Co.*, 5200 West Kinzie St., Chicago 44, Ill.)



## TV-FM COUPLER

In normal signal areas, the Wizard 300 TV-FM coupler will operate 20 or more sets from one antenna without amplifica-




tion. It is simple to install and requires no maintenance. Outlets can be located throughout the home so that a single set may be moved from room to room. The coupler slides onto the antenna lead-in and

does not require cutting or soldering of the line. List price, \$1.95. (*Charles Engineering Inc.*, 6053 Melrose Ave., Los Angeles 38, Calif.)

## MAGNETIZER/DEMAGNETIZER

You can instantly, conveniently and economically magnetize or demagnetize any



small tools with the "Magneformer." Operating on 117-volt a.c., it will magnetize or demagnetize screwdrivers, nut runners, pliers, small wrenches, etc., in less than 10 seconds. List price, \$7.50. (*Perma-Power Co.*, 3100 N. Elston Ave., Chicago, Ill.)

## MULTI-PURPOSE TESTING DEVICE

A combination voltage/continuity tester and flashlight, the "Meter-Lite" No. 100 comes encased in an unbreakable case no larger than a regular pack of cigarettes. It will test continuity of high resistance circuits, determine whether a power source is a.c. or d.c., and locate the ground side of a power line. List price, \$3.45, less batteries. (*Cessco Industries*, 55 Church St., Albany, N. Y.)



## RADIO DIRECTION FINDER KIT

Easy to build and costing only pennies to operate, the Heathkit Model DF-2 is a two-band superheterodyne radio direction finder. This portable, self-powered, six-transistor model covers the beacon band from 200 to 400 kc. and broadcast band



# VIDEO ELECTRIC COMPANY says: DOWN WITH RISING COSTS OF ELECTRON TUBES OVER ONE MILLION USED TUBES TO SELECT FROM at only

Each and every tube is tested by our supplier under actual operating conditions in Radio, FM, Hi-Fi, Industrial equipment and Television Chassis or Intricate Testing Equipment for Mutual Conductance and Life Test.

BELOW IS A PARTIAL LIST OF OVER THREE HUNDRED POPULAR TYPES! WRITE FOR FREE COMPLETE LIST AND ORDER BLANK!

0A2	5X8	6BH6	65F5	7Z4	198CG
0Z4	5Y3GT	6BJ6	65F7	12A8	1918
1A7GT	5Y4G	6BK5	65J7	12AQS	1978
1B3GT	6A7	6BK7	65K7	12AT5	24A
1H4G	6AB	6BL7GT	65L7GT	12AT7	25AV5
1H5GT	6AC7	6BN6	65N7GT	12AU6	25BQ6
1L4	6AF4	6BQ6GT	65Q7	12AU7	25DN6
1L6	6AG5	6BQ7	65S7	12AV6	25L6GT
1N5GT	6AG7	6BZ9	6T8	12AV7	25W4GT
1Q5GT	6AH4GT	6C4	6U8	12AX4GT	25Z6
1R5	6AK5	6C5	6W4GT	12AX7	26
1S5	6AL5	6C6	6W6GT	12AX7	35A5
1T4	6AL7	6C86	6X4	12AZ7	35B5
1U4	6AM8	6CDB6	6X5	12B4	35C5
1U5	6AN8	6CF6	6X8	12BAG	35L6GT
1V2	6AO5	6CG7	6Y6G	12BA6	35W4
1X2	6AQ6	6CL6	7A4/XXL	12BA7	35Z4
2A3	6AQ7GT	6CM6	7A5	12B6	35Z5GT
2AF4	6AR5	6CM7	7A6	12BF6	35Y4
3BC5	6AS5	6CN7	7A7	12BH7	37
3BN6	6AT6	6CS6	7A8	12BQ6	39/44
3BZ6	6AT8	6CUG	7B4	12BR7	42
3CB6	6AT8	6D6	7B5	12BY7	43
3CF6	6AU4GT	6DQ6	7B7	12CA5	45
3CS6	6AUSGT	6F6	7B8	12J5	50A5
3LF4	6AU6	6H6	7C4	12K7	50B5
3Q4	6AUB	6J4	7C5	12L6	50C5
3S4	6AV5GT	6J5	7C6	12Q7	50L6GT
3V4	6AV8	6J7	7E6	12SA7	50X6
4BQ7A	6AW8	6K6GT	7E7	12S7	56
4BZ7	6AX4GT	6K7	7E7	12SJT	57
5A58	6AX5GT	6K8	7F7	12SN7GT	58
5AT8	6B8	6L7	7F8	12SOT	71A
5AV8	6BA6	6N7	7H7	12V6GT	75
5AW4	6BC5	6Q7	7H7	12W6GT	76
5BK7	6BC5	6S4	7N7	12X4	77
5J6	6BD6	6S4	7Q7	12Z3	78
5T8	6BE6	6S8GT	7X7/XXFM	14A7/12B7	80
5U4G	6BF5	6SA7	7Y4	14B6	84/624
5U8	6BF6	6SC7		14Q7	117Z3
5V4G	6BG6G			19AU4GT	117Z6

**GUARANTEE: WE GUARANTEE TO REPLACE FREE FOR ONE (1) YEAR ANY TUBE PURCHASED FROM US WHICH FAILS TO FUNCTION EFFICIENTLY UNDER ACTUAL OPERATING CONDITIONS. REFUNDS WILL BE MADE PROMPTLY FOR ANY DEFECTIVE MERCHANDISE. THE TUBES ADVERTISED HEREIN ARE NOT NECESSARILY NEW TUBES BUT MAY BE ELECTRICALLY PERFECT FACTORY SECONDS OR USED TUBES AND ARE SO MARKED.**



**FREE**  
RCA "Cheater"  
Cord Given with  
Any Tube Order of  
\$7.00 or More!!

**FREE**  
Bonus Antenna  
Given with Any  
TV Set Order!!

**WE HAVE OVER 1000 USED TV SETS**  
At All Times In Our Huge Warehouse. Buy one or more of these WORKING TVs to sell or use as your own second set! All sets in GOOD WORKING condition! Your Choice—Console or Table Model.  
10" ... \$23.00 19" ... \$58.00  
12" ... \$28.00 20" ... \$64.00  
14" ... \$23.00 21" ... \$72.00  
16" ... \$40.00 24" ... \$99.00  
17" ... \$46.00  
When ordering TVs, state whether console or table model or console is desired. Also, preference on make of set. All TVs sent railway express F.O.B. Newark. On any quantity, WIRE or CALL today!

SEND for our **FREE** complete **TUBE & PARTS LIST** and order blank.

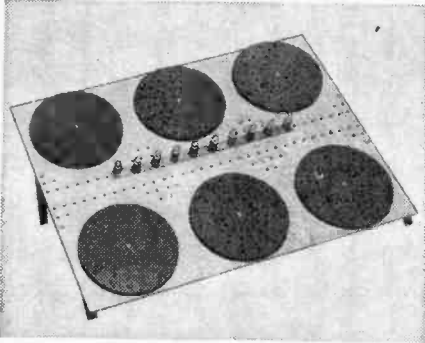
# VIDEO

**FREE POSTAGE**  
in U.S.A. and Territories on orders over \$5.00. 25¢ handling charge on orders under \$5.00. 25% deposit required on C.O.D.'s. Please send approximate postage or freight on Canadian and foreign orders. Subject to prior sale.

Phone  
HUMboldt 4-9848

**ELECTRIC COMPANY**  
9-15 6TH ST., HARRISON, N. J.

## Can you think faster than this Machine?



GENIAC set up to do a problem in check valve research

Be careful before you answer. GENIAC the first electrical brain construction kit is equipped to play tic-tac-toe, cipher and encipher codes, convert from binary to decimal, reason (in syllogisms) as well as add, subtract, multiply and divide. Specific problems in a variety of fields—actuarial, policy claim settlement, physics, etc.—can be set up and solved with the components. Connections are solderless and are completely explained with templates in the manual. This covers 123 circuits and shows how new ones can be designed. You will find building and using GENIACs a wonderful experience: "You actually see how computing, problem solving, and game play (tic-tac-toe, nim, etc.) can be analyzed with Boolean Algebra and the algebraic solutions transformed directly into circuit diagrams. You create from over 400 specially designed and manufactured components a machine that solves problems faster than you can express them."

### MAIL THIS COUPON

SCIENCE KITS, Dept. PE-188, Oliver Garfield Company  
308 East 16th Street, New York 3, N. Y.

Please send me:

- 1 GENIAC Electrical Brain Construction Kit and Manual. \$19.95 (East of Mississippi) .....
- \$20.95 (Elsewhere in United States) .....
- \$21.95 (Outside the United States) .....

Returnable in seven days for full refund if not satisfied. I enclose \$..... in full payment.

My name and address are attached.

## 1 INCH MINIATURE PANEL METERS



- Latest Shielded Moving Coil
- Typically priced at \$4.95

Featuring the smallest self shielded moving coil meter commercially available; no calibration necessary. For steel or aluminum panels. Designed to save space in compact equipment. Also 1-inch meters are available in 18 popular ranges: include D.C. Microammeters; D.C. Milliammeters; D.C. Voltmeters; A.C. Voltmeters (Rectifier Type). Unique case design allows mounting either as a round or rectangular meter. Only a 1-inch hole for mounting. Minimum scale arc of 90° permits accurate readings. Accuracy within 3% of full scale. Immediate delivery.

Write for folder on ranges and prices.

**ALCO ELECTRONICS MFG. | LAWRENCE CO. | MASS.**

# WANTED!


## Equipment, components or parts!

The 276,000 purchasers of POPULAR ELECTRONICS are always in the market for good used equipment or components. So, if you have something to sell, let PE readers know about it in our classified columns.

It costs very little: just 50¢ per word including name and address. Minimum message: 10 words. For further information, write:

**Martin Lincoln  
POPULAR ELECTRONICS  
One Park Avenue  
New York 16, New York**

from 540 to 1620 kc. It is designed to take directional "fixes" on both aircraft and marine beacons as well as standard broadcast stations, while providing the enter-



tainment of a high-quality transistor portable radio. Power is supplied by six flashlight batteries. Price, \$69.95. (Heath Company, Benton Harbor 10, Mich.)

### HIGH-PASS FILTER

A high-pass filter to eliminate TV noise, Model HPX-45 has a cutoff frequency of 45 mc. It is a two-section type with an attenuation greater than 80 db at 14 mc. and below. At 10 meters, it has 40-db



attenuation. Designed for 300-ohm line, the HPX-45 boasts negligible insertion loss. (American Electronics Co., 1203-05 Bryant Ave., New York 59, N. Y.)

### DE LUXE SOLDERING KIT

The 16 readily interchangeable tips and tipleths in the No. 250 de luxe soldering kit provide a tip temperature variation from 650° to 1000°. Adaptable to any soldering assignment, from the largest to the small-

# FREE Lafayette 1959 CATALOG

## 260 GIANT-SIZED PAGES!

The Complete Catalog Featuring  
**"The Best Buys In The Business"**

Send for Lafayette's 1959 Catalog—the most complete, up-to-the-minute electronic supply catalog crammed full of everything in electronics at our customary down-to-earth money-saving prices.



*"Everything in Electronics"*

CONTAINS HUNDREDS OF EXCLUSIVE LAFAYETTE ITEMS NOT AVAILABLE IN ANY OTHER CATALOG OR FROM ANY OTHER SOURCE — SEND FOR YOUR COPY NOW!

A "must" for the economy-minded hi-fi enthusiast, experimenter, hobbyist, engineer, technician, student, serviceman and dealer.

**LEADERS IN HI-FI**—The most complete selection and largest stocks of hi-fi components and systems—available for immediate delivery at the lowest possible prices. Save even more on Lafayette endorsed "best-buy" complete systems.

**FOR THE NEWEST AND FINEST IN STEREPHONIC HI-FI EQUIPMENT AND SYSTEMS**

- TAPE RECORDERS
- AMATEUR EQUIPMENT
- MICROSCOPES & TELESCOPES
- PARTS
- PUBLIC ADDRESS SYSTEMS
- INDUSTRIAL SUPPLIES
- RADIO AND TV TUBES & PARTS
- EXCLUSIVE LAFAYETTE TRANSISTOR AND HI-FI KITS

### EASY PAY TERMS

Only 10% down—Up to 18 months to pay

## NEW! LAFAYETTE 'STEREO' HI-FI PHONO MUSIC SYSTEM

An Ideal Quality System for Listening To The New High Realism Stereo Sound!  
**FOR STEREO & MONAURAL REPRODUCTION**




LAFAYETTE LA-90




GARRARD RC 121/II



NEW GE GC-7 STEREO COMPATIBLE CARTRIDGE WITH DIAMOND STYLUS



SK-58 SK-58



SPEAKER ENCLOSURES

Reg. Catalog Price ~~200.57~~

ONLY **167.50**

SAVE 33.07!

16.75 DOWN ● 12.00 MONTHLY

A superb complete phono music system brought to you by Lafayette's top stereo engineers. Heart of the system is the new Lafayette LA-90 28-watt stereo amplifier with 14 watts per channel or 28 watts monaurally and with all the inputs necessary for a complete stereo control center. Other fine components include the famous new Garrard RC121/II 4-speed automatic record changer, ready to accept stereo cartridges; the Lafayette PK-111 wood base for changer, of fine selected woods; the new GE GC-7 stereo/monaural variable reluctance magnetic cartridge with 0.7 mil genuine GE diamond stylus for microgroove stereo and monaural LP and 45 rpm records; and 2 of the unbeatable, for performance-value, Lafayette SK-58 12" coaxial speakers. Supplied complete with cables, connectors, and easy installation instructions. Shpg. wt., 66 lbs.

HF-374 Stereo Phono System, with mahogany or blonde wood changer base (please specify) ..... Net **167.50**


HF-375 Same, but with 2-Lafayette CAB-16 mahogany or walnut or CAB-17 blonde speaker enclosures (specify which). ..... Net **222.50**

### STEREO FM/AM-PHONO SYSTEM

HF-376 Same as HF-374 but with new Lafayette Model LT-99 Stereo FM/AM Tuner ..... Net **237.00**

HF-377 Same as HF-376 but with 2-Lafayette CAB-16 mahogany or walnut or CAB-17 blonde speaker enclosures ..... Net **292.00**

### NEW! LAFAYETTE STEREO AMPLIFIER KIT



- 4 WATTS STEREO OUTPUT
- COMPLETE STEREO CONTROLS
- TRANSFORMER OPERATED

ONLY **18.95**

Brand new stereo amplifier kit for that extra small stereo hi-fi set, featuring separate volume controls; ganged tone control; stereo, reverse and monaural switch. 40 millivolt sensitivity! Complete kit with tubes, rectifier, all parts and instructions. Only 9 1/2" x 5" x 4 1/2". For 110-120 60 cycle AC. Shpg. wt., 7 lbs.  
 KT-126 — Complete Kit, with tubes.....Net **18.95**

*Lafayette Radio* P. O. BOX 511  
 JAMAICA 31, N. Y.

Dept. IK

Send FREE CATALOG 590

Name \_\_\_\_\_

Address \_\_\_\_\_

City \_\_\_\_\_


Zone \_\_\_\_\_ State \_\_\_\_\_

CUT OUT AND PASTE ON POSTCARD

**New!**  
**YEARS AHEAD!**

# Lafayette STEREO TUNER KIT

**THE MOST FLEXIBLE TUNER EVER DESIGNED**



Use it as a Binaural-Stereophonic FM-AM tuner

Use it as a Dual-Monaural FM-AM tuner

Use it as a straight Monaural FM or AM tuner

- Multiflex Output for New Stereo FM
- 11 Tubes (including 4 dual-purpose) + Tuning Eye + Selenium rectifier Provide 17 Tube Performance
- 10KC Whistle Filter • Pre-aligned IF's
- Tuned Cascode FM • 12 Tuned Circuits
- Dual Cathode Follower Output
- Separately Tuned FM and AM Sections
- Armstrong Circuit with FM/AFC and AFC Defeat
- Dual Double-Tuned Transformer Coupled Limiters.

More than a year of research, planning and engineering went into the making of the Lafayette Stereo Tuner. Its unique flexibility permits the reception of binaural broadcasting (simultaneous transmission on both FM and AM), the independent operation of both the FM and AM sections at the same time, and the ordinary reception of either FM or AM. The AM and FM sections are separately tuned, each with a separate 3-gang tuning condenser, separate flywheel tuning and separate volume control for proper balancing when used for binaural programs. Simplified accurate knife-edge tuning is provided by magic eye which operates independently on FM and AM. Automatic frequency control "locks in" FM signal permanently. Aside from its unique flexibility, this is, above all else, a quality high-fidelity tuner incorporating features found exclusively in the highest priced tuners.

The 5 controls of the KT-500 are FM Volume, AM Volume, FM Tuning, AM Tuning and 5-position Function Selector Switch. Tastefully styled with gold-brass escutcheon having dark maroon background plus matching maroon knobs with gold inserts. The Lafayette Stereo Tuner was designed with the builder in mind. Two separate printed circuit boards make construction and wiring simple, even for such a complex unit. Complete kit includes all parts and metal cover, a step-by-step instruction manual, schematic and pictorial diagrams. Size is 13 3/4" W x 10 3/8" D x 4 1/2" H. Shpg. wt., 22 lbs.

The new Lafayette Model KT-500 Stereo FM-AM Tuner is a companion piece to the Models KT-300 Audio Control Center Kit and KT-400 70-watt Basic Amplifier Kit.

**KT-500** ..... Net **74.50**  
**LT-50** Same as above, completely factory wired and tested ..... Net **124.50**

**KT-500 IN KIT FORM**  
**74.50**  
ONLY 7.45 DOWN  
7.00 MONTHLY

## NEW! LAFAYETTE PROFESSIONAL STEREO MASTER AUDIO CONTROL CENTER



**KT-600**  
**79.50**  
IN KIT FORM

ONLY 7.95 DOWN

**Solves Every Stereo/Monaural Control Problem!**

- UNIQUE STEREO & MONAURAL CONTROL FEATURES
- AMAZING NEW BRIDGE CIRCUITRY FOR VARIABLE 3d CHANNEL OUTPUT & CROSS-CHANNEL FEED
- PRECISE "NULL" BALANCING SYSTEM

**A REVOLUTIONARY DEVELOPMENT IN STEREO HIGH FIDELITY.** Provides such unusual features as a Bridge Control, for variable cross-channel signal feed for elimination of "ping-pong" (exaggerated separation) effects and for 3d channel output volume control for 3-speaker stereo systems; 3d channel output also serves for mixing stereo to produce excellent monaural recordings. Also has full input mixing of monaural program sources, special "null" stereo balancing and calibrating system (better than meters), 24 equalization positions, all-concentric controls, rumble and scratch filters, loudness switch. Clutch type volume controls for balancing or as 1 Master Volume Control. Has channel reverse, electronic phasing, input level controls. Sensitivity 1.78 millivolts for 1 volt out. Dual low-impedance outputs (plate followers), 1300 ohms. Response 10-25,000 cps  $\pm$  0.5 db. Less than .03% 1M distortion. Uses 7 new 7025 low-noise dual triodes. Size 14" x 4 1/2" x 10 3/4". Shpg. wt., 16 lbs. Complete with printed circuit board, cage, profusely illustrated instructions, all necessary parts.

**LAFAYETTE KT-600** — Stereo Preampifier kit ..... Net **79.50**

## NEW! LAFAYETTE STEREO/MONAURAL 36-WATT BASIC AMPLIFIER



**KT-310**  
**47.50**  
IN KIT FORM

ONLY 4.75 DOWN

- 36-WATT STEREO AMPLIFIER
- 4 PREMIUM-TYPE 7189 OUTPUT TUBES
- RESPONSE 35-30,000 CPS  $\pm$  1/2 DB
- 18 WATTS PER STEREO CHANNEL OR 36 WATTS MONAURALLY
- 2 PRINTED CIRCUIT BOARDS FOR HEAT, EASY WIRING


A superbly-performing basic stereo amplifier, in easy-to-build kit form to save you lots of money and let you get into stereo now at minimum expense! Dual inputs, each provided with individual volume control. The unit may be used with a stereo preamplifier for 2 18-watt stereo channels, or at the flick of a switch, as a top-quality 36-watt monaural amplifier; or, if desired, it may be used as 2 separate monaural 18-watt amplifiers! **CONTROLS** include 2 input volume controls, channel reverse switch (AB-BA), monaural-stereo switch. **DUAL OUTPUT IMPEDANCES** are: 4, 8, 16 and 32 ohms (permitting paralleled monaural operation of 2 speaker systems of up to 16 ohms). **INPUT SENSITIVITY** is 0.45 volts per channel for full output. **TUBES** are 2-6AN8, 4-7189; GZ34 rectifier. **SIZE** is 9-3/16" d (10-9/16" with controls) x 5 1/4" h x 13 1/4" w. Supplied complete with perforated metal cage, all necessary parts and detailed instructions. Shpg. wt., 22 lbs.

**KT-310** Stereo Power Amplifier Kit ..... Net **47.50**

**Lafayette Radio** 165-08 Liberty Ave.  
Dept. IK JAMAICA 33, N. Y.

NEW YORK 13, N.Y. 100 6th Ave.  
BRONX 58, N.Y. 542 E. Fordham Rd.  
PLAINFIELD, N.J. 139 W. 2nd St.  
BOSTON 10, Mass. 110 Federal St.  
NEWARK 2, N.J. 24 Central Ave.

**NEW! 6 TRANSISTOR SUPERHET RECEIVER with LATEST NPN-PNP TRANSISTORS**  
 • GE 2N188A AUDIO OUTPUT TRANSISTORS • 100% SUBMINIATURE PARTS — NO COMPROMISES!  
 • CLASS B PUSH-PULL AMPLIFICATION—PLENTY OF POWER. • FOR GROUP AND PRIVATE LISTENING  
 • LABORATORY DESIGNED — SENSITIVE, SELECTIVE, STABLE!



27.50  
Less Case  
and Battery

**Superb Performance! Incomparable Value!**

Transistor-wise Lafayette proudly presents its newly revised 6 Transistor Superhet Receiver Kit KT-119A. This improved model uses the latest GE NPN-PNP Transistors in an ingeniously engineered, laboratory tested circuit providing superb performance and an amazing superior commercial quality. The circuit features a specially matched set of 3 IF transformers, Oscillator Coil, High-Q Loop, Class B Push-Pull Audio Amplification and optimum Transformer Coupling in audio and output stages. Has efficient 2 3/4" speaker for exemplary reproduction and earphone jack for private listening. Complete with all parts, transistors, pre-punched chassis, but less battery and leather case. New 28 page easy-to-follow step-by-step instruction book. Size 6 x 3 1/2 x 1 1/2. Shpg. wt., 3 lbs.

- KT-119A — Complete Kit—Less Case and Battery.....Net 27.50  
 BATTERY 9V BURGESS 2N6.....Net 1.30  
 MS-339A — Sturdy attractive brown leather case with carrying strap for KT-119A. 6 x 3 1/2 x 1 1/2". Shpg. wt., 1 lb.....Net 2.95  
 MS-366 — Sensitive matching earphone.....Net 1.29

**3 TRANSISTOR SUPERHET POCKET RADIO KIT**



• A TRUE POCKET SUPERHET RECEIVER—NO EXTERNAL ANTENNA • NO EXTERNAL GROUND

A remarkable sensitive, super-selective pocket superhet receiver with astonishing performance over the common broadcast band. Uses 2 high-frequency and one audio transistor plus efficient diode detector and features 2 specially matched IF transformers for maximum power transfer. The components are housed in a professional looking beige plastic case.


The receiver's appearance enhanced by attractive maroon and silver station dial. Sensitive built-in ferrite antenna eliminates need for external antenna. A designer's dream in a true pocket superhet receiver! Complete with all parts, transistors battery, case, dial and easy to follow step-by-step instructions. 4 1/2" x 2 1/4" x 1-1/16". Shpg. wt., 1 lb. KT-116 — Complete Kit, less earphone...Net 14.95  
 MS-260 — Super Power Dynamic Earphone.....Net 3.95

**NEW! CODE PRACTICE SET**

Economical and practical code practice key and buzzer unit for learning code.

Telegraph key chrome and nickel plated with both adjustable spring tension and contact clearance. The high frequency buzzer has frequency adjustment with locknut to keep tone constant. Screw type pin jack terminals for headphone connection. Works with inexpensive 1 1/2 volt battery. Heavy black molded phenolic base and buzzer housing. Base 6 3/4" x 2 3/4" x 1 3/8", overall length 8 1/2". Shpg. wt., 2 lbs. MS-438 Code Practice Set (less battery) . 1.95

- BATTERY Burgess 2......13  
 MS-369 Stethoscope Headset.....1.69



**NEW MINIATURE HIGH SENSITIVITY MULTITESTER**

20,000 OHMS PER VOLT DC — 10,000 OHMS PER VOLT AC  
 CLEAR PLASTIC FACE COVER



A terrific buy in a hand-held, compact, light, accurate, completely wired instrument. Has a 36  $\mu$ A movement, 1% precision resistors and simple selector switch with calibration markings protected against wear. Scales: Volts DC and AC: 0-5-25, 100, 500, 1000; Ohms: 0-6K-600K-6 Meg; DC Current: 0-50  $\mu$ A-5-50-500 MA; Decibels: -20 to +64 in 5 ranges. Size 4 3/4" x 2 3/4" x 1 1/4". Shpg. wt., 1 lb. Complete with batteries and test leads. Imported to save you money.

AR-660 Miniature Meter.....Net 22.50

**AUDIO LEVEL VU INDICATOR**



Precision loudness meter. Calibrated in Volume Units and percent, with 20 db variable attenuator. Ideal for setting output level in paging and music systems; removes guesswork when used as record-level indicator with tape recorders. Highly damped meter; responds to average level of voice and music. Impedance 10,000 ohms; sensitivity 1.4 volts for 0 VU. With capacitor for blocking DC to prevent burnout, 4" w x 2-3/16" h x 1-3/8" d. Shpg. wt., 1 lb.

- LAFAYETTE TM-20 Audio Level Meter.....Net 5.95

**Lafayette's Radio-Control Specialties**

**LAFAYETTE SPECIAL R/C TRANSMITTER**

New crystal controlled 27.255 MC R/C transmitter, completely assembled, tested and guaranteed. Includes tube, crystal and 6 section telescoping antenna. Approx. 1 mile range. Size 8 1/2" x 2 3/4" x 1 1/4". Shpg. wt., 2 1/2 lbs. Less batteries.

F-249 R/C TRANSMITTER (Less Batteries) Net 14.95

**LAFAYETTE SPECIAL R/C RECEIVER**

New factory wired and tested RC receiver. Completely enclosed — for use around water — case may be removed. Ready to operate on exam-free 27.255 MC band. Has fine tuning control, antenna lead, and connector plug. Requires one 1.5V and one 45V battery. Complete with 354 tube, less batteries. Size 3 x 2 3/4 x 1 1/2". Ideal companion for F-249 Transmitter. Shpg. wt., 8 oz.

F-208 R/C RECEIVER (Less Batteries) Net 8.95

**SPECIAL COMBINATION OFFER**

Consists of R/C Transmitter (F-249) and R/C Receiver (F-208)  
 F-259 Combination Net 22.90



**20,000 OHM PER VOLT MULTITESTER SEMI-KIT**



- 20,000 OHMS PER VOLT DC — 10,000 OHMS PER VOLT AC
- 40 MICROAMPERE 3" D'ARSONVAL METER MOVEMENT
- HIGH INPUT RESISTANCE ON ALL DC AND AC RANGES
- JUST CONNECT A FEW WIRES TO COMPLETE THE KIT

**ONLY 11.95**

The semi-kit is a new concept in test equipment kits. All the important or difficult parts are already mounted. All that remains to be done is to mount and wire in a few small parts — a job so simple you'll finish before you realize it, and best of all, you'll have one of the finest high sensitivity multitesters on the market. When used in a circuit, the high input resistance on all DC and AC ranges does away with the highly inaccurate readings common to low resistance testers which load the circuit. Ranges: DC Volts, 0-10-50-250-500-1000; AC Volts, 0-10-50-250-500-1000; DC CURRENT, 0-500  $\mu$ a, 0-10-250 ma; OHMS, 0-10K-100K-1 meg; DECIBELS, -20 to +36; PLUS 0-5000 henries and 250 mmf. to .02 mfd. Black case 5 3/4" x 3 3/4" x 1 1/4". Complete with test leads, all parts, and instructions. Shpg. wt. 3 lbs.

TK-10 KIT.....Net 11.95

**NEW! STEREO BALANCE VU METER**



Removes guesswork in providing perfect balance of the 2 amplifier or preamplifier channels in any stereo system. Can be used as record-level indicator with stereo tape recorders, and for balancing stereo tuners. Impedance 10,000 ohms; calibrated 20 db attenuators, capacitors for blocking DC. Calibrated in Volume Units and percent; highly damped, reads average voltage of voice or music signals. Sensitivity 1.4 volts for 0 VU. Shpg. wt., 1 lb.

LAFAYETTE TM-40 Stereo Balance Meter.....Net 8.95

**Lafayette Radio** Dept. IK 165-08 Liberty Ave. JAMAICA 33; N. Y.

100 SIXTH AVE. NEW YORK, N. Y.  
 PLAINFIELD, N. J., 139 W. Second St.  
 BRONX 58, N. Y., 542 E. Fordham Rd.  
 BOSTON 10, MASS., 110 Federal St.  
 NEWARK 2, N. J., 24 Central Ave.  
 Include postage with order.

*build your own*  *for fun!*



Don't let a lack of experience keep you from enjoying the fun and savings of "Do-it-yourself" kit construction. The easy-to-follow diagrams that come with every Heathkit insure your success. Let our experience be your teacher—and you'll save one-half or more over the price of "built-up" equipment of equal quality.


**HEATH COMPANY** A subsidiary of Daystrom, Inc. BENTON HARBOR 10, MICH.



"BASIC" SPEAKER SYSTEM



A-9C 20-WATT AMPLIFIER



RANGE EXTENDER

**HEATHKIT "BASIC RANGE"  
HIGH FIDELITY SPEAKER SYSTEM KIT**

This amazing speaker system can fulfill your present needs and still provide for future expansion. Fine hi-fi performance the result of using high quality speakers in an enclosure especially designed for them. Features two Jensen speakers to cover 50 to 12,000 CPS within  $\pm 5$  db. Power rating is 25 watts, and impedance is 16 ohms. Enclosure constructed of veneer-surfaced plywood,  $\frac{1}{2}$ " thick, and measures  $11\frac{1}{2}$ " H x  $23$ " W x  $11\frac{1}{4}$ " D. Pre-cut and predrilled for quick assembly.

Shpg. Wt. 26 lbs.

Model SS-2  
**\$39<sup>95</sup>**

**HEATHKIT RANGE EXTENDING  
HIGH FIDELITY SPEAKER SYSTEM KIT**

Designed especially for use with SS-2 "Basic" system. Contains 15" woofer and compression-type super tweeter. Extends basic unit to 35—16,000 CPS,  $\pm 5$  db. Impedance 16 ohms. Measures 29" H x 23" W x  $17\frac{1}{2}$ " D, and is constructed of  $\frac{3}{4}$ " veneer-surfaced plywood.

Shpg. Wt. 80 lbs.

Model SS-1B  
**\$99<sup>95</sup>**

**HEATHKIT A-9C HIGH FIDELITY  
AMPLIFIER KIT**

This model incorporates its own power supply and preamplifier. Plenty of power with full 20 watt rating. Four separate inputs, selected by panel-mounted switch, and separate bass and treble controls. Ideal for home or PA applications. Output transformer tapped at 4, 8, 16 or 500 ohms. Response within  $\pm 1$  db from 20 to 20,000 CPS.

Shpg. Wt. 23 lbs.

Model A-9C  
**\$35<sup>50</sup>**

**HEATHKIT HIGH FIDELITY FM TUNER KIT**

Now you can have full-fidelity FM performance from 88 to 103 mc at reasonable cost. Features temperature-compensated oscillator—built in power supply, and beautiful cabinet. Components prealigned at factory!

Shpg. Wt. 8 lbs.

Model FM-3A  
**\$25<sup>95</sup>**  
(with cabinet)

**HEATHKIT BROADBAND AM TUNER KIT**

Tunes standard AM band from 550 to 1600 kc with fine sensitivity and broadband characteristics. Features include built-in power supply and low-distortion detector. All RF circuits pre-aligned for simplified construction.

Shpg. Wt. 9 lbs.

Model BC-1A  
**\$25<sup>95</sup>**  
(with cabinet)

**HEATHKIT "MASTER CONTROL"  
HI-FI PREAMPLIFIER KIT**

Provides extra amplification, selection of inputs, volume and tone controls, and turnover and rolloff controls, for Williamson-type amplifiers. Beautiful satin-gold enamel cabinet. Derives operating power from amplifier.

Shpg. Wt. 7 lbs.

Model WA-P2  
**\$19<sup>75</sup>**  
(with cabinet)

**HEATHKIT 25-WATT HIGH FIDELITY  
AMPLIFIER KIT**

Outstanding 25-watt Williamson-type amplifier employs KT66 tubes and Peerless output transformer, tapped at 4, 8, and 16 ohms. A fine amplifier for the "deluxe" system. WA-P2 preamplifier required for operation. Express only.

Shpg. Wt. 31 lbs.

Model W-5M  
**\$59<sup>75</sup>**




FM TUNER



AM TUNER



PREAMPLIFIER



W-5M 25-WATT AMPLIFIER

**HEATHKITS**

*World's finest  
electronic equipment  
in kit form...*



Choose your own "Do-it-yourself" project  
from the world's largest kit manufacturer

## HEATH COMPANY

A subsidiary of Daystrom, Inc.

BENTON HARBOR 10, MICHIGAN

Now you can have radio  
wherever you go —  
with the portable  
that plays anywhere!

**NEW LOW PRICE!**

Model XR-1L  
**\$34<sup>95</sup>**

Model XR-1P  
**\$29<sup>95</sup>**

*Note: Prices are with cabinet less batteries.*

### HEATHKIT MODEL XR-1P TRANSISTOR PORTABLE RADIO KIT

This easy to build transistor radio is designed for lifetime operation. Features 6 name-brand (Texas Instrument) transistors for extra good sensitivity and selectivity. A 4" x 6" speaker for "big set" tone, built-in rod-type antenna, and uses 6 standard size "D" flashlight cells for extremely long battery life (between 500 and 1,000 hours). Cabinet is two-tone blue molded plastic with pull-out carrying handle. Measures 9" L. x 7" H. x 3 3/4" D. Transformers are prealigned eliminating special alignment equipment. Shpg. Wt. 6 lbs.

**MODEL XR-1L:** Identical to XR-1P except in leather case. Carrying strap included. Shpg. Wt. 7 lbs.

### HEATHKIT BROADCAST BAND RADIO KIT

Covers 550 to 1600 kc with good sensitivity and selectivity. Has 5 1/2" PM speaker for good tone quality. Features transformer power supply and built-in antenna. Signal generator recommended for alignment. Cabinet, as shown, available separately. Shpg. Wt. 10 lbs.

Model BR-2  
**\$18<sup>95</sup>**

*(less cabinet)*

### HEATHKIT CRYSTAL RADIO KIT

Features a sealed germanium diode to eliminate critical "cats whisker" adjustment. Employs two tuning condensers for good selectivity, and covers the broadcast band from 540 to 1600 kc. Requires no external power. Kit price includes headphones. Shpg. Wt. 3 lbs.

Model CR-1  
**\$7<sup>95</sup>**

### HEATHKIT ENLARGER TIMER KIT

The dial of this handy timer covers 0 to one minute calibrated in five-second gradations, so that the timing cycle of a photographic enlarger can be electronically controlled. Built-in relay handles up to 350 watts, and enlarger merely plugs into receptacle of front panel. Also provision for plugging in safe-light. An easy-to-build device that makes a fine addition to any dark room. Shpg. Wt 3 lbs.

Model ET-1  
**\$11<sup>50</sup>**

**TABLE-MODEL RADIO**

**CRYSTAL RADIO**

**ENLARGER TIMER**



### HEATHKIT FUEL VAPOR DETECTOR KIT

The FD-1 is a safety device to detect fuel vapor in the engine compartment or other sections of your boat. The detector unit mounts in the area to be checked, and the indicating meter and controls mount on the control panel. Will operate intermittently or continuously, and indicates dangers of fire or explosion to protect your boat and its passengers. Models FD-1-6 (6 volts DC) and FD-1-12 (12 volts DC) operate from boat batteries. Kit even includes spare detector unit. Shpg. Wt. 4 lbs.

6-volt FD-1-6,  
12-vt. FD-1-12  
**\$35<sup>95</sup>**  
each

### HEATHKIT RF POWER METER KIT

This handy device measures the RF field in the vicinity of a transmitter, whether it be marine, mobile, fixed, etc. Requires no electricity, nor direct connection to the transmitter. Provides a continuing indication of transmitter operation. Merely place it in proximity to the transmitter antenna and it will produce a reading on its 200 ua panel meter when the transmitter is in use. Operates with any transmitter between 100 kc and 250 mc. Includes a sensitivity control for meter. Shpg. Wt. 2 lbs.


Model PM-1  
**\$14<sup>95</sup>**

### HEATHKIT TRANSISTOR RADIO DIRECTION-FINDER KIT

The Heathkit Transistor Radio Direction-Finder model DF-1 is a self-contained, self-powered, 6-transistor super heterodyne broadcast radio receiver incorporating a directional loop antenna, indicating meter, and integral speaker. It is designed to serve primarily as an aid to navigation when out of sight of familiar landmarks. It can be used not only aboard yachts, fishing craft, tugs, and other vessels which navigate either out of sight of land or at night, but also for the hunter, hiker, camper, fisherman, aviator, etc. It is powered by a 9-volt battery. (A spare battery is also included with the kit.) The frequency range covers the broadcast band from 540 to 1600 kc and will double as a portable radio. A directional high-Q ferrite antenna is incorporated which is rotated from the front panel to obtain a fix on a station and a 1 ma meter serves as the null and tuning indicator. The controls consist of: tuning, volume and power (on-off), sensitivity, heading indicator (compass rose) and bearing indicator (antenna index). Overall dimensions are 7½" W x 5⅝" H x 5⅜" D. Supplied with slip-in-place mounting brackets, which allow easy removal from ship bulkheads or other similar places. Shpg. Wt. 4 lbs.

Model DF-1  
**\$54<sup>95</sup>**

## NEW! Heathkits for the boating enthusiast



FUEL VAPOR DETECTOR




POWER METER



RADIO DIRECTION-FINDER

**HEATHKIT**



DX-20 TRANSMITTER



RF SIGNAL GENERATOR



GRID DIP METER



HANDITESTER

**HEATHKIT DX-20 CW TRANSMITTER KIT**

This Heathkit straight-CW transmitter is one of the most efficient rigs available today. It is ideal for the novice, and even for the advanced-class CW operator. It employs a 6DQ6A tube in the 50-watt final amplifier circuit, a 6CL6 oscillator and a 5U4GB rectifier. Single-knob band switching covers 80, 40, 20, 15, 11, and 10 meters. The DX-20 is designed for crystal excitation, but may be excited by an external VFO. Pi network output circuit is employed to match antenna impedances between 50 and 1000 ohms.

Model DX-20  
Shgp. Wt. 19 lbs. **\$35<sup>95</sup>**

**HEATHKIT GRID DIP METER KIT**

An instrument of many uses for the ham, experimenter, or service technician. Useful in locating parasitics, neutralizing, determining resonant frequencies, etc. Covers 2 mc to 250 mc with prewound coils. Use to beat against unknown frequencies, or as absorption-type wave meter.

Model GD-18  
Shgp. Wt. 4 lbs. **\$21<sup>95</sup>**

**HEATHKIT RF SIGNAL GENERATOR KIT**

Produces rf signals from 160 kc to 110 mc on fundamentals on five bands, and covers 110 mc to 220 mc on calibrated harmonics. Output may be pure rf, rf modulated at 400 CPS, or audio at 400 CPS. Preadigned coils eliminate the need for calibration after completion.

Model SG-8  
Shgp. Wt. 8 lbs. **\$19<sup>50</sup>**

**HEATHKIT HANDITESTER KIT**

Measures AC or DC voltage at 0—10, 30, 300, 1000 and 5000 volts. Direct current ranges are 0-10 ma and 0-100 ma. Ohmmeter ranges are 0-3000 and 0-300,000 ohms. Sensitivity is 1000 ohms/volt. Features small size and rugged construction in sleek black bakelite case.

Model M-1  
Shgp. Wt. 3 lbs. **\$17<sup>95</sup>**

**HEATHKIT ETCHED-CIRCUIT VTVM KIT**

Sensitivity and reliability are combined in the V-7A. It features 1% precision resistors, large 4½" panel meter, and etched circuit board. AC (RMS) and DC voltage ranges are 0—1.5, 5, 15, 50, 150, 500, and 1500. Peak-to-peak AC ranges are 0—4, 14, 40, 140, 400, 1400 and 4000 volts. X1, X10, X100, X10K, X100k, and X1 megohm.

Model V-7A  
Shgp. Wt. 7 lbs. **\$24<sup>50</sup>**

**HEATHKIT ALL-BAND RADIO KIT**

This receiver covers 550 kc to 30 mc in four bands, and is ideal for the short wave listener or beginning amateur. It provides good sensitivity and selectivity, combined with good image projection. Amateur bands clearly marked on the illuminated dial scale. Employs transformer-type power supply—electrical band spread—antenna trimmer—separate rf and af gain controls—noise limiter and headphone jack. Built-in BFO for CW reception. Cabinet, as shown, available separately.

Model AR-3  
Shgp. Wt. 12 lbs. **\$29<sup>95</sup>**  
(less cabinet)

**HEATHKIT "GENERAL PURPOSE" 5" OSCILLOSCOPE KIT**

This oscilloscope sells for less than the previous model, yet incorporates features for improved performance. The OM-2 provides wider vertical frequency response, extended sweep generator coverage, and increased stability. Vertical channel is essentially flat to over 1 mc. Sweep generator functions from 20 CPS to over 150 kc. Amplifiers are push-pull, and modern etched circuits are employed in critical parts of the design. A 5BP1 cathode ray tube is used. The scope features external or internal sweep and sync, 1-volt peak-to-peak reference voltage, three-position step attenuated input, and many other "extras."

Model OM-2  
Shgp. Wt. 22 lbs. **\$39<sup>95</sup>**



"GENERAL-PURPOSE" SCOPE



VACUUM TUBE VOLTMETER



ALL-BAND RADIO



**FREE 1958 CATALOG**

Write today for this FREE CATALOG listing more than 100 "do-it-yourself" kits.

**HEATHKITS**  
*World's finest electronic equipment in kit form...*

**HOW TO ORDER...**

Just identify the kit you desire by its model number and send check or money order to address below. Don't hesitate to ask about HEATH TIME PAYMENT PLAN.

*Pioneer in "do-it-yourself" electronics*

**HEATH**

**ORDER BLANK**

**COMPANY** A subsidiary of Daystrom, Inc.  
 Benton Harbor 10, Mich.

Name \_\_\_\_\_  
 Address \_\_\_\_\_  
 City \_\_\_\_\_ Zone \_\_\_\_\_ State \_\_\_\_\_

- SHIP VIA
- Parcel Post
  - Express
  - Freight
  - Best Way

Quantity	Item	Model No.	Price

SEND FREE Heathkit Catalog

Enclosed find  check  money order for \$ \_\_\_\_\_. Please ship C.O.D. postage enclosed for \_\_\_\_\_ lbs. On express orders do not include transportation charges—they will be collected by the ex-

press agency at time of delivery. On parcel post orders include postage for weight shown. Orders from APO's must include full remittance. NOTE: All prices are subject to change without notice and are F.O.B. Benton Harbor, Mich.

POSTAGE

TOTAL

# SHOOT TV TROUBLE FAST

## With H. G. Cisin's Copyrighted RAPID "TV TROUBLE SHOOTING METHOD"

Without experience or knowledge, this guaranteed new method of servicing TV sets enables you to DIAGNOSE TV troubles as rapidly as an expert. NO THEORY—NO MATH—you can locate all faults in record-breaking time regardless of make or model. "TV TROUBLE SHOOTING METHOD" is the most valuable aid to TV servicing ever written. Be a TV Trouble Diagnostician. Increase your present earnings. Open your own Profitable Business or get a high-paying skilled job.

It's all in this book . . .

Nothing more to Pay—Nothing else to Buy

Alphabetically listed are 85 picture troubles, over 58 raster and 17 sound troubles. By this unique copyrighted method you know EXACTLY WHERE the trouble is; plus step-by-step instructions, including 69 RAPID CHECKS, help to find faulty part. 13 IMPORTANT PRELIMINARY CHECKS NEED NO INSTRUMENTS! Of the 69 Rapid Checks, OVER 65 ALSO REQUIRE NO INSTRUMENTS! Rapid checks include emergency checks for distorted pictures, defective tubes including P1X tube, plus 57 others, ALL EXPLAINED IN SIMPLE LANGUAGE, PERFORMED WITHOUT INSTRUMENTS. MANY CHECKS USE THE PICTURE TUBE AS A GUIDE.

H. G. Cisin, the author, is the inventor of the AC/DC midgeut radio. He licenses RCA, AT&T, etc. He has also trained thousands of technicians now owning their own prosperous TV service organizations or holding highly paid TV positions. His years of experience are embodied in this remarkable new book.

Guaranteed Money Back in 5 Days if Not Satisfied!

ABSOLUTELY FREE with each order: Your choice of Cisin's newest books: BASIC ELECTRICITY—Vol. 1 or TV-RADIO TUBE SUBSTITUTION GUIDE. These sell for 50c ea. ACT NOW—get 2 books postpaid at cost of only one!

\$1 Post-paid

RUSH COUPON NOW!

H. G. CISIN, Consulting Engineer—Dept. P-35  
Amagansett, N. Y.

Enclosed find \$1. Rush Trouble Shooting Method and free book marked above (if not marked Basic Elec. will be sent).

Send all 3. Enclosed find \$1.50.

Name .....

Address .....

City ..... Zone ..... State .....

## PURCHASING A HI-FI SYSTEM?

Send Us  
Your List Of  
Components  
For A  
Package  
Quotation

WE WON'T BE  
UNDERSOLD!

All merchandise  
is brand new,  
factory fresh and  
guaranteed.

# AIREX RADIO

CORPORATION

64-P Cortlandt St., N. Y. 7

### PARTIAL LIST OF BRANDS

Altec Lansing  
Electrovoice  
Jensen • Hartley  
University  
Acoustic Research  
Janszen  
Wharfedale  
Karison  
Viking  
Concertone  
Bell • G.E.  
Weathers  
Harman—Kardon  
Eico • Pilot  
Sherwood  
Acrosound  
Fisher  
Bogen • Leak  
Dynakit  
H. H. Scott  
Pentron  
Ampro • VM  
Revere • Challenger  
Wollensack  
Garrard  
Miracord  
Glaser-Steers  
Components  
Rek-O-Kut  
Norelco  
Fairchild  
Pickering • Gray  
Audio Tape  
Full Line Cabinets

CO 7-2137


est connection, the kit comes in a metal carrying case, complete with handle and



clasps. List price, \$25.00. (Ungar Electric Tools, Inc., 4101 Redwood Ave., Los Angeles 66, Calif.)

## SPRING-ADJUSTED HAND VISE

This spring-adjusted hand vise has been designed to adapt for single-contact electric soldering or any small job where hand pres-



sure is not sufficient. Length is 6" over-all, with wooden handle. Price, \$1.00, prepaid. (Panther Ltd., 108 E. 16th Street, New York 3, N. Y.)

## BATTERY ELIMINATOR/CHARGER

This substitute B+ voltage power pack for 67.5-volt battery-operated radios also functions as a charger. Plug it into a 117-volt power outlet and the 67.5-volt battery charger goes to work immediately. You can use it while the radio is playing or afterwards. Price, \$4.95, ppd. (Victoria Merchandising



Co., Dept. DA, 153 Bay 26th St., Brooklyn 14, N. Y.)

-30-

# BUILD 16 RADIO

Reg. U. S.  
Pat. Off.

## CIRCUITS AT HOME ONLY

with the New Deluxe 1959  
PROGRESSIVE RADIO "EDU-KIT"®

# \$22.95

**A Practical Home Radio Course**

- Now Includes
- ★ TRANSMITTER
  - ★ SIGNAL TRACER
  - ★ SIGNAL INJECTOR
  - ★ CODE OSCILLATOR
  - ★ No Knowledge of Radio Necessary
  - ★ No Additional Parts or Tools Needed
  - ★ EXCELLENT BACKGROUND FOR TV
  - ★ School Inquiries Invited
  - ★ Sold in 79 Countries



**YOU DON'T HAVE TO SPEND  
HUNDREDS OF DOLLARS FOR A RADIO COURSE**

The "Edu-Kit" offers you an outstanding PRACTICAL HOME RADIO COURSE at a rock-bottom price. Our Kit is designed to train Radio & Electronics Technicians, making use of the most modern methods of home training. You will learn advanced theory, construction practice and servicing. THIS IS A COMPLETE RADIO COURSE IN EVERY DE-AIL.

You will learn how to build radios, using regular schematics; how to wire and solder in a professional manner; how to service radios. You will work with the standard type of punched metal chassis as well as the latest development of Printed Circuit chassis. You will learn the basic principles of radio. You will construct, study and work with RF and AF amplifiers and oscillators, detectors, rectifiers, test equipment. You will learn trouble-shooting, using the Progressive Signal Tracer, Progressive Signal Injector, Progressive Dynamic Radio & Electronics Tester and the accompanying instructional material.

You will receive training for the Novice, Technician and General classes of F.C.C. Radio Amateur License; to build 16 Receiver, Transmitter, Code Oscillator, Signal Tracer and Signal Injector circuits, and learn how to operate them. You will receive an excellent background for Television, Hi-Fi and Electronics.

Absolutely no previous knowledge of radio or science is required. The "Edu-Kit" is the product of many years of teaching and engineering experience. The "Edu-Kit" will provide you with a basic education in Electronics and Radio, worth many times the complete price of \$22.95. The Signal Tracer alone is worth more than the price of the entire kit.

### THE KIT FOR EVERYONE

You do not need the slightest background in radio or science. Whether you are interested in Radio & Electronics because you want an interesting hobby, a well-paying business or a job with a future, you will find the "Edu-Kit" a worth-while investment.

Many thousands of individuals of all

ages and backgrounds have successfully used the "Edu-Kit" in more than 79 countries of the world. The "Edu-Kit" has been carefully designed, step by step, so that you cannot make a mistake. The "Edu-Kit" allows you to teach yourself at your own rate. No instructor is necessary.

### PROGRESSIVE TEACHING METHOD

The Progressive Radio "Edu-Kit" is the foremost educational radio kit in the world, and is universally accepted as the standard in the field of electronics training. The "Edu-Kit" uses the modern educational principle of "Learn by Doing." Therefore you construct, learn schematics, study theory, practice trouble-shooting—all in a closely integrated program designed to provide an easily-learned, thorough and interesting background in radio. You begin by examining the various radio parts of the "Edu-Kit." You then learn the function, theory and wiring of these parts. Then you build a simple radio. With this first set you will enjoy listening to regular broadcast stations, learn theory, practice testing and trouble-shooting. Then you build a more advanced radio, learn more advanced theory and techniques. Gradually, in a progressive manner, and at your own rate, you will find yourself constructing more advanced multi-tube radio circuits, and doing work like a professional Radio Technician.

The "Edu-Kit" course are sixteen Receiver, Transmitter, Code Oscillator, Signal Tracer, and Signal Injector circuits. These are not unprofessional "breadboard" experiments, but genuine radio circuits, constructed by means of professional wiring techniques, but genuine radio circuits, constructed by means of professional wiring techniques, plus the new method of radio construction known as "Printed Circuitry." These circuits operate on your regular AC or DC house current.

### THE "EDU-KIT" IS COMPLETE

You will receive all parts and instructions necessary to build 16 different radio and electronics circuits, each guaranteed to operate. Our Kits contain tubes, tube sockets, variable, electrolytic, mica, ceramic and paper dielectric condensers, resistors, tie strips, coils, hardware, tubing, punched metal chassis, Instruction Manuals, hook-up wire, solder, etc. In addition, you receive Printed Circuit materials, including Printed Circuit chassis, professional electric soldering iron, and a self-powered Dynamic Radio and Electronics Tester. The "Edu-Kit" includes Code Instructions and the Progressive Code Oscillator, Tester. The "Edu-Kit" includes Code Questions and Answers for Radio Amateur License training. You will also receive lessons for servicing with the Progressive Signal Tracer and the Progressive Signal Injector, a high Fidelity Guide and a Quiz Book. You receive Membership in Live Signal Injector, a high Fidelity Guide and a Quiz Book. You receive Membership in Radio-TV Club, our Consultation Service, Certificate of Merit and Discount Privileges. You receive all parts, tools, instructions, etc. Everything is yours to keep.

### PRINTED CIRCUITRY

At no increase in price, the "Edu-Kit" now includes Printed Circuitry. You build a Printed Circuit Signal Injector, a unique servicing instrument that can detect many Radio and TV troubles. This revolutionary new technique of radio construction is now becoming popular in commercial radio and TV sets.

A Printed Circuit is a special insulated chassis on which has been deposited a conducting material which takes the place of wiring. The various parts are merely plugged in and soldered to terminals.

Printed Circuitry is the basis of modern Automation Electronics. A knowledge of this subject is a necessity today for anyone interested in Electronics.

### FREE EXTRAS

- SET OF TOOLS
- SOLDERING IRON
- ELECTRONICS TESTER
- PLIERS-CUTTERS
- ALIGNMENT TOOL
- WRENCH SET
- VALUABLE DISCOUNT CARD
- CERTIFICATE OF MERIT
- TESTER INSTRUCTION MANUAL
- HIGH FIDELITY GUIDE & QUIZZES
- TELEVISION BOOK & RADIO TROUBLE-SHOOTING BOOK
- MEMBERSHIP IN RADIO-TV CLUB
- CONSULTATION SERVICE & FCC AMATEUR LICENSE TRAINING
- PRINTED CIRCUITRY

### SERVICING LESSONS

You will learn trouble-shooting and servicing in a progressive manner. You will practice repairs on the sets that you construct. You will learn symptoms and causes of trouble in home, portable and car radios. You will learn how to use the professional Signal Tracer, the unique Signal Injector and the dynamic Radio & Electronics Tester. While you are learning in this practical way, you will be able to do many a repair job for your friends and neighbors, and charge fees which will far exceed the price of the "Edu-Kit." Our Consultation Service will help you with any technical problems you may have.

J. Stataitis, of 25 Poplar Pl., Waterbury, Conn., writes: "I have repaired several sets for my friends, and made money. The 'Edu-Kit' paid for itself, I was ready to spend \$240 for a Course, but I found your ad and sent for your Kit."

### FROM OUR MAIL BAG

Ben Valeric, P. O. Box 21, Magna, Utah: "The Edu-Kits are wonderful. Here I am sending you the questions and also the answers for them. I have been in radio for the last seven years, but like to work with Radio Kits, and like to build Radio testing Equipment. I enjoyed every minute I worked with the different kits; the Signal Tracer works fine. Also like to let you know that I feel proud of becoming a member of your Radio-TV Club."

Robert L. Shuff, 1534 Monroe Ave., Huntington, W. Va.: "Thought I would drop you a few lines to say that I received my Edu-Kit, and was really amazed that such a bargain can be had at such a low price. I have already started repairing radios and phonographs. My friends were really surprised to see me get into the swing of it so quickly. The Troubleshooting Tester that comes with the Kit is really swell, and finds the trouble, if there is any to be found."

**UNCONDITIONAL MONEY-BACK GUARANTEE**  
**ORDER DIRECT FROM AD—RECEIVE FREE BONUS**  
**RESISTOR AND CONDENSER KITS WORTH \$7**

- Send "Edu-Kit" postpaid. I enclose full payment of \$22.95.
- Send "Edu-Kit" C.O.D. I will pay \$22.95 plus postage.
- Rush me FREE descriptive literature concerning "Edu-Kit" Include FREE Radio, TV, Hi-Fi Books worth \$1.50.

Name .....

Address .....

**PROGRESSIVE "EDU-KITS" INC.**

1186 Broadway, Dept. 550D, Hewlett, N. Y.

*take it from a  
hi-fi dealer—*

## **KNOW YOUR EQUIPMENT BEFORE YOU BUY!**

Any dealer will confirm it. The hi-fi fan who makes the smartest buy usually knows his equipment, prices and specifications before he even steps into a store.

Where can you get such helpful information? It's available in the HI-FI DIRECTORY & BUYERS' GUIDE—the world's only complete reference for the high fidelity fan. Virtually every piece of hi-fi equipment manufactured is listed in the 1959 HI-FI DIRECTORY & BUYERS' GUIDE—complete with prices, specifications and illustrations.

This year's edition is bigger than ever—180 pages of useful information, arranged conveniently into sections on tuners, amplifiers and preamps, record players, changers, turntables, tone arms, cartridges, tape recorders, loudspeakers and systems, enclosures and equipment cabinets.

In addition to listings, the HI-FI DIRECTORY & BUYERS' GUIDE contains helpful articles and features on what to look for, how to buy, advantages and disadvantages of different models, how to judge quality and recognize a bargain. Whether you're a hi-fi beginner or a veteran audiophile, this publication is worth its weight in diamond styli to you. Yet it costs only \$1.00. Be sure to pick up a copy at your favorite newsstand, hi-fi salon or electronics parts dealer.



**NOW  
ON SALE**



Ziff-Davis Publishing Co.,  
434 S. Wabash Ave., Chicago 5, Ill.

# 48¢

ea.

# for any tube

## \$45.00 Per Hundred

# STANDARD LINE

ELECTRIC COMPANY

FREE TUBE BRIGHTENER ON ORDERS OF \$10.00 OR MORE

FREE POSTAGE IN U.S.A. & TERRITORIES

### ANNOUNCING OUR NEW PRICE SCHEDULE

Effective July 25, 1958 all tubes (Radio & Television receiving) will be sold and shipped at the fantastic price of only .48c ea. or \$45.00 per hundred. Any "on hand" orders at that time will receive credit for future purchases.

THE TUBES ADVERTISED HEREIN ARE NOT NECESSARILY NEW TUBES BUT MAY BE ELECTRICALLY PERFECT FACTORY SECONDS OR USED TUBES AND ARE SO MARKED

All TV, & Radio Tubes are tested by our supplier under actual conditions in Radio & TV chassis or in Hickock Tube Testers Model 533A.

And, of course, the famous Standard Line guarantee remains in effect: All tubes guaranteed to be replaced free if they fail to function efficiently within one year's time. (defective tubes must be returned intact, postage paid. Refunds will be cheerfully made within five (5) days if not completely satisfied.)

082	3A15	5V6GT	6BE6	654	7F7	12Q7	32L7GT
024	3AU6	5W4GT	6BF5	658GT	7F8	12SA7	35/51
1A5GT	3AV6	5X4G	6BG6G	65A7	7G7	12SG7	35A5
1A7GT	3BA6	5K8	6BH6	65B7Y	7H7	12SJ7	35B5
1B3GT	3BC5	5Y3GT	6BH8	65C7	7J7	12SK7	35C5
1C5GT	3BE4	5Y4G	6B16	65F5	7K7	12SN7GT	35L6GT
1C6	3BN6	5Z3	6BK5	65F765GT	7L7	12SQ7	35W4
1C7	3BU8	5Z4	6BK7	65H7	7N7	12SR7	35Y4
1H4G	3BY6	6A8	6BL7GT	65J7	7Q7	12V6GT	35Z4GT
1H5GT	3BZ6	6AB4	6BN6	65K7	7R7	12W6GT	35Z5GT
116	3C2	6AC7	6B06GT	65L7GT	7S7	12X4	# 37
11A4	3C86	6AF4	6B07	65M7GT	7T7	12Z3	# 39, 44
11A6	3Cf6	6AG5	6BR8	65O7	7W7	14A7	# 41
11B4	3C56	6AG7	6B58	65R7	7X6	14AF7	# 42
11C5	3D76	6AH4GT	6B75G	6T4	7X7	14B6	# 43
11C6	3D4	6AH6	6BZ6	6T8	7Y4	14F7	# 45
11H4	3O5GT	6AK5	6BZ7	6U4GT	7Z4	14F8	# 47
11N5	354	6AK6	6C4	6U5	8AW8	14H7	50A5
1H5GT	3V4	6AL5	6C5	6U8	12A8	14N7	50B5
1P5GT	4BC8	6AL7GT	6CB5	6V3	12A85	14Q7	50C5
1Q5GT	4D07A	6AM8	6CB6	6V4GT	12AQ5	14S7	50C6G
1R5	4B58	6AN8	6CD6G	6W4GT	12AT6	17AX4GT	50L6GT
1S5	4B8U	6AQ5	6CF6	6W6GT	12AT7	17D06	50Y6
1T4	4BZ7	6AQ6	6CG7	6X4	12AU6	19A4	50Y7
1T5GT	4CB6	6AQ7GT	6CCB	6X5GT	12AU7	19G6G	# 57
1U4	5AM8	6AR5	6C8H	6X5	12AV6	19C8	# 58
1U5	5AN8	6AS5	6C16	6Y6G	12AV7	19J6	# 80
1V	5AQ5	6AS8	6CM6	7A4	12AX4GT	19T8	# 81
1V2	5AS8	6AT6	6CM7	7A5	12AX7	19X8	117L7GT
1X2	5AT8	6AU4GT	6CN7	7A6	12AZ7	25AC5	117N7GT
2A3	5AV8	6AU5GT	6CU6	7A7	12B4	25AV5GT	117P7GT
2A5	5AW4	6AV8	6DC6	7A8	12B6A	25AX4GT	117Z3
2A7	5AZ4	6AJ8	6DQ4	7B4	12B6E	25BK5	117Z4GT
2A7A	5BK7	6AV5GT	6DT6	7B5	12BF6	25N06	117Z6GT
2B7	5BR8	6AV6	6E5	7B6	12BH7	25CD6G	807
2BN4	5B07	6AV8	6H6	7B7	12BK5	25CU6	9002
2D21	5BZ7	6AX4GT	6J4	7B8	12B06	25L6GT	9003
2E5	5CG8	6AX5GT	6J5	7C4	12B07	25W4GT	9006
2A2A	516	6AZ8	6J6	7C5	12CA5	25Z5	
2A2	5T8	6BA6	6K6GT	7C6	12CU6	25Z6	
3A2	5U8	6BC5	6K7	7C7	12D06	# 27	
3A4	5U4G	6BC8	6L6	7E6	12J5	# 30	
3A5	5V4G	6BD6	6L7	7E7	12L6GT	# 31	

## ALL TUBES GUARANTEED ONE FULL YEAR...

NOTE: When ordering receiving tubes be sure to enclose 48c for each tube or \$45.00 per hundred.

**Thousands of TRADE-IN TVs**  
Please Specify Console or Table Model When Ordering

Reconditioned By Factory Trained Technicians! Guaranteed To Be In Working Condition When You Receive Them!

10"	\$25.00	19"	\$56.00
12"	\$30.00	20"	\$63.00
14"	\$35.00	21"	\$70.00
16"	\$42.00	24"	\$95.00 (when available)
17"	\$49.00	27"	\$129.00 (when available)

Get yourself a second set or buy some for re-sale!

All TVs sent motor freight or Railway Express F.O.B. our warehouse. Sorry, no A.P.O. shipments.  
**FREE INDOOR ANTENNA with each TV Purchase**

below is our new price schedule of pix tubes. These famous make tubes contain all new parts with the exception of the glass bulb which does not wear out.

Any 10" Tube	\$ 9.95	Any 16" Tube	15.95
Any 12" Tube	10.95	Any 17" Tube	18.29
Any 14" Tube	13.95	Any 19" Tube	20.29
		Any 21" Tube	24.29

Prices On Larger Tubes On Request

Remember  
**Only 48¢ ea.**  
**\$45 Per Hundred**  
ANY TYPE  
ANY QUANTITY

Remember — NO Dud Required. All tubes guaranteed one year. Picture Tubes shipped F.O.B. Harrison, N. J.



ALL RECEIVING TUBES SENT POSTAGE PAID.  
Please send 25c handling for orders under \$5.00 Send 25% deposit on C.O.D. orders and please send approximate postage on Canadian and foreign orders.

Above is only a partial list — order any type at the same price or send for free tube list and order blank. We have over 5,000 tube types on hand or at easy access, including special purpose, industrial and transmitting tubes which are slightly higher.

# STANDARD LINE

ELECTRIC COMPANY

432 HARRISON AVENUE, HARRISON, N. J. - Phone: HUMBOLDT 4-4997



## IF THIS MAN IS ON YOUR CHRISTMAS LIST—

A subscription to **POPULAR ELECTRONICS** will make a perfect gift for him, and every other electronics hobbyist, experimenter or inventor.

For each month, **POPULAR ELECTRONICS** offers clearly written, fully illustrated features on building and assembling scores of useful projects, reports on exciting, new electronic miracles which are changing our way of life. There is no more thoughtful Christmas gift, or flattering one, than a subscription to **POPULAR ELECTRONICS**, the world's only magazine for hobbyists and experimenters. Each of your gift subscriptions will be announced by an attractive card, inscribed with your name. And what's more, you can enter or extend your own subscription to **POPULAR ELECTRONICS** at these special Christmas gift subscription rates, too!

First 1-year gift subscription.....\$4  
Each additional 1-year gift subscription.....\$3

Use the postage-paid envelope facing page 66 for your own and gift subscriptions. List additional gift orders on an extra sheet of paper.



WRAP UP YOUR CHRISTMAS GIVING NOW!  
DO IT EASILY, AND APPROPRIATELY,  
WITH **POPULAR ELECTRONICS**

**POPULAR ELECTRONICS**, 434 S. Wabash Ave., Chicago 5, Ill.

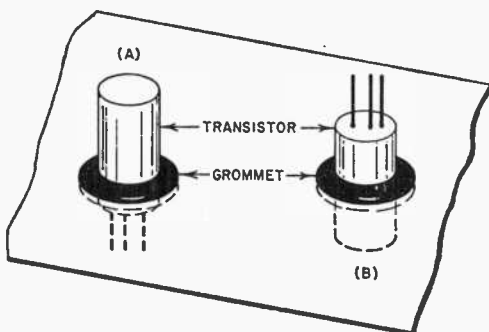
## Tips and Techniques

(Continued from page 32)

a heterodyne is heard on the speaker. Move the dipper coil perpendicular to the area where the metallic object is believed to be hidden. As the coil passes over the metal object, its inductance is changed and a frequency shift is indicated by a change in the pitch of the heterodyne note—*J. M. C.*

### GROMMET TRANSISTOR MOUNT

A rubber grommet used as a wire feed-through insulator in electronics gear also makes a convenient mount for some types of transistors. Simply select a grommet that fits over the transistor's case snugly,



drill the correct-size hole in the chassis, and snap the grommet into place. Push the transistor into the opening in the grommet either up through from underneath (A) or down through from the top (B). The grommet will protect the transistor against mechanical shock and will make for a neat-looking chassis layout. —*S. P.*



### After Class

(Continued from page 92)

all rating of the system, you add the decibel rating of each one, assuming that the two units are perfectly matched. Decibels can be given as a minus (-db) figure indicating a loss as well as a plus (+db) figure indicating a gain. See Fig. 3 on page 91.

Since the manufacturer of an amplifier does not know how it will be used in your system, he must establish some sort of zero reference point in order to figure a decibel rating for the particular unit under consideration. The zero levels generally used are 0.006 watt or 0.012 watt. These would represent the power input, or  $P_i$  in the formula we have discussed. There is also

Always say you saw it in—**POPULAR ELECTRONICS**



# GREAT!




Photo by Hy Peskin, courtesy Sports Illustrated, © Time, Inc.


Summed up in this one picture is the dogged courage of a man grimly striving to hold his crown...the determination of an exhausted ex-champion...the brutality of a big-money fight.

It's a great picture—one of more than 300 selected by the Editors of Popular Photography for publication in the 1959 Edition of the PHOTOGRAPHY ANNUAL.

Sports, glamour, action, portraits, landscapes, children—in color or black-and-white—whatever your preference in pictures, you'll want to own a copy of the 1959 PHOTOGRAPHY ANNUAL.

On sale now—  
look for it  
at your favorite  
newsstand  
or camera store!

Only \$1.25  
everywhere



ISSUE AFTER ISSUE...  
**ALL YEAR LONG!**



Comes a 16 to 24 page BULLETIN  
brimming over with

**"OFF THE SHELF DELIVERY!"**  
of literally thousands upon thousands of  
INDUSTRIAL ELECTRONIC COMPONENTS

(Relays, Meters, Timers, Fractional Horsepower . . . synchronous & induction motors, Timing devices, Heaters, Thermometers, Thermostats, Blowers, Pumps, Steppers, Precision and Power Potentiometers, Magnets, Regulators, Selsyns, Transformers, Valves, Rectifiers, Counters, Weather Instruments, Black Light Equipment, Power Supplies . . . ETC., ETC., ETC.) . . . to name just a few.

**THE MOST IMPORTANT ITEM TO YOU**  
. . . **COULD BE THE "ETC."**

IF YOU NEED—WHAT YOU NEED—WHEN YOU NEED IT, chances are you'll find it in an issue of "THIS MONTH"!

**"THIS MONTH" IS NOT "JUST A CATALOG"**  
. . . It represents an up-to-the-minute running inventory for you of many Hard-to-Find items.

**IF . . . IN YOUR JOB "YOU NEED TO KNOW"**  
. . . just send us this coupon along with 25 cents for an entire year's subscription of "THIS MONTH". If you haven't used it at least once during the year . . . just let us know . . . **YOU'LL GET YOUR QUARTER REFUNDED.**

**HERBACH AND RADEMAN**  
INCORPORATED

1204 ARCH ST., PHILA. 7, PA. • LO 7-4309

NAME .....

TITLE .....

COMPANY .....

ADDRESS .....

CITY ..... ZONE ..... STATE .....

Write Dept. PE-1

# NOW... FULL FIDELITY FM RECEPTION FROM YOUR CAR!



**A NEW  
DIMENSION  
IN LISTENING  
PLEASURE!**

## FM CONVERTER

**Now!... use your present AM car radio to receive FM broadcasts.** Gonset FM Converter, covering standard 88-108 mc. FM band, operates with your present car radio\* and antenna. Compact... automatic tuning feature... easy to operate... simple, do-it-yourself installation in minutes, with no alterations to car radio required.

Model #3239 84.50

\*FM Converter usable only on cars with 12 volt systems.

**GONSET** DIVISION OF  
BURBANK, CALIF. YOUNG, SPRING & WIRE  
CORPORATION

To everyone considering a small-space wide-range speaker system... monaural or stereo

## ACTUAL TESTS PROVE UNIVERSITY


**RRL** \* Ultra Linear  
Response  
Systems

**SUPERIOR**

to competitive high compliance systems

**AT \$40-\$85 SAVINGS** (User net)

\*RRL—Radiation Resistance Loading



With University RRL ultra linear response systems you get 75% less bass distortion, wider frequency response, lower power requirements and no "damping factor" problems. Write for proof... actual comparative measurements under identical conditions of University Model S-10 RRL system and widely publicized competitive brands X and Y. RRL systems use a specially designed acoustic coupler to load the new University high compliance woofer, enabling it to radiate tremendous bass energy with only small cone excursions. This achieves greater linearity and virtually eliminates distortion. Tweeter response, carefully matched to woofer's acoustic output, is smooth and flat to beyond 20,000 cps. Result: better bass, cleaner treble, smoother response than any competitive small-space, high compliance units based on totally sealed enclosures using "air spring" capacitance loading.

For the full story of these tests plus complete specs of the RRL ultra linear response systems and money-saving kits, write Desk A-10, University Loudspeakers, Inc., 80 So. Kenisco Ave., White Plains, N. Y.

LISTEN

*University sounds better*



a standard impedance termination, or load, across which the output meter is connected in the measuring circuit. This value of load resistance must be the same for any comparative measurements.

**Using a Meter.** If you have occasion to use a direct-reading decibel meter, you will note that the scale spacing is uneven. This is due to the fact that the scale is laid out in logarithmic spacing rather than linear spacing, which in turn is due to the logarithm in the decibel formula. A good example of the difference between a logarithmic scale and a linear scale can be seen by comparing the scales on a slide rule and on a ruler. The slide rule is logarithmic and the ruler is linear.

Actually, the output decibel meter is a d.c. voltmeter and rectifier combination. The meter measures output volts, but the scale reads in decibels. The zero point on the meter is that point on the scale where the zero reference level wattage is measured. Any reading over this zero point is read plus db, any reading below it, minus db.

It is important that you understand what decibels mean and what they tell you about the equipment you use. You will meet them often in your electronics work.

—Saunders Harris

## Tic-Tac-Toe Mate

(Continued from page 48)

low this procedure until all switch terminals with the same code have been tied together and connected to the proper *Select* switch terminal.

Now wire the two top switches in Square C as shown in Fig. 2. Connect all switch terminals labeled "+" to one side of the battery or transformer 6.3-volt secondary, and all lamp socket terminals labeled "-" to the other side. The finished panel is mounted on a wooden frame cut to fit.

**How to Play.** Either the player or the board may start first. If the player begins, he starts by closing one of the nine *Select* switches and the entire row of *Setup* switches to the right of the indicators in the same square. An "O" will appear in one of the other squares. The player now makes his choice—"X"—in any of the other unlit squares by activating its *Select* switch.

If the board is to go first, the *Start* switch (top switch in the upper left-hand corner)

Always say you saw it in—POPULAR ELECTRONICS

# Learn TELEVISION-RADIO

**Servicing or Communications  
by Practicing at Home in Spare Time**



**NRI gives you kits  
to build these and  
other equipment**

**NRI Has Trained Thousands for  
Successful Careers in TV-Radio**

## Electronic Technicians Have High Pay, Prestige Jobs

People look up to and depend on the Technician, more than ever before. His opportunities are great and are increasing. Become a TV-Radio-Electronic Technician. At home, and in your spare time, you can learn to do this interesting, satisfying work—qualify for important pay.

A steady stream of new Electronic products is increasing the job and promotion opportunities for Television-Radio-Electronic Technicians. Right now, a proven field of opportunity for good pay is servicing the millions of Television and Radio sets now in use. The hundreds of TV and Radio stations on the air offer interesting jobs for Operators and Technicians.

**Make Extra Money Soon,  
\$10 to \$15 a Week  
in Your Spare Time**

NRI students find it easy to start fixing sets for friends a few months after enrolling, pick up \$10, \$15 and more a week extra spending money. Many who start in spare time soon build full time TV-Radio service businesses. NRI has devoted over 40 years to developing simplified, practical training methods. Learn-by-doing. You get many kits to build equipment for actual practice.

**ACT NOW  
FIND OUT WHAT  
NRI OFFERS YOU**



**Studio Engineer KATV**  
"Now Studio Engineer at KATV. Before enrolling, I was held back by sixth grade education." **BILLY SANCHEZ**, Pine Bluff Arkansas.



**All the Work He Can Do**  
"Since finishing NRI Course I have repaired 2,000 TV and Radio sets a year. NRI proved a good foundation." **H. R. GORDON**, Milledgeville, Georgia.



**Has Good Part Time Business**  
"Quite early in my training I started servicing sets. Now have completely equipped shop. All equipment is paid for." **E. A. BREA**, Tacoma, Wash.

**Cut Out and Mail Postage-Free Card NOW**

**Sample Lesson and  
Catalog Both FREE**

**SEE  
OTHER  
SIDE**

**OLDEST & LARGEST HOME STUDY RADIO-TV SCHOOL**  
**National Radio Institute**

**Dept. 45, Washington 16, D.C.**

Please send me sample lesson of your Radio-Television Training and Catalog FREE. (No salesman will call.)

Name..... Age.....

Address.....

City..... Zone..... State.....

ACCREDITED MEMBER NATIONAL HOME STUDY COUNCIL

How Electricity  
is Produced  
for Electronics

Job and Career  
Opportunities  
for  
**RADIO-TV  
TECHNICIANS**

# NRI SUPPLIES LEARN-BY-DOING KITS WITHOUT EXTRA CHARGE

## Technical Know-How Pays Off in Interesting, Important Work



### YOU BUILD AC-DC Superhet Receiver

NRI Servicing Course includes all needed parts. By introducing defects you get actual servicing experience practicing with this modern receiver. Learn-by-doing.



### YOU BUILD This 17 Inch Television Receiver

As part of your NRI course you can get all components, tubes, including 17" picture tube, to build this latest style Television receiver; get actual practice on TV circuits.



### YOU BUILD Broadcasting Transmitter

As part of NRI Communications Course you build this low power Transmitter; learn commercial broadcasting operators' methods, procedures. Train for your FCC Commercial Operator's License.

### YOU BUILD Vacuum Tube Voltmeter

Use it to earn extra cash fixing neighbors' sets; bring to life theory you learn from NRI's easy-to-understand texts.

# For Higher Pay, Better Jobs Be a TV-Radio-Electronic Technician



### Servicing Needs More Trained Men

Portable TV, Hi-Fi, Transistors, Color TV are making new demands for trained Technicians. Good opportunities for spare time earnings or a business of your own. Enjoy prestige.



J. E. Smith, Founder

### Train at Home the NRI Way Famous for Over 40 Years

NRI is America's oldest and largest home study Television-Radio school. The more than 40 years' experience training men, the outstanding reputation and record of this school—benefits you many ways. Successful graduates are everywhere, in small towns, big cities. You train in your own home, keep your present job while learning. Let us send you an actual lesson, judge for yourself how easy it is to learn.

### Broadcasting Offers Satisfying Careers

4000 TV and Radio stations offer interesting positions. Govt. Radio, Police, Two-Way Communications are growing fields. Trained TV-Radio Operators have a bright future.



### No Experience Necessary - NRI Sends Many Kits for Practical Experience

You don't have to know anything about electricity or Radio to understand and succeed with NRI Course. Clearly written, illustrated NRI lessons teach Radio-TV-Electronic principles. You get NRI kits for practical experience. All equipment is yours to keep. Mailing the postage-free card may be one of the most important acts of your life. Do it now. Reasonable tuition, low monthly payments available. National Radio Institute, Wash. 16, D.C.

### FIRST CLASS

Permit No. 20-R  
(Sec. 34.9, P. L. & R.)  
Washington, D.C.

## BUSINESS REPLY CARD

No Postage Stamp Necessary if Mailed in the United States

POSTAGE WILL BE PAID BY

NATIONAL RADIO INSTITUTE

3939 Wisconsin Avenue

Washington 16, D.C.

### NRI Graduates Do Important Work



NRI Course Easy to Understand  
"Opened my own shop before receiving diploma. I am independent in my own business." D. P. CRESSEY, Stockton, California.

Works on Color TV  
"NRI changed my whole life. If I had not taken the course, probably would still be a fireman, struggling along." J. F. MELINE, New York.

See Other Side

**SAMPLE LESSON**  
**64-page CATALOG**  
**both FREE**

# GIANT PRE-CHRISTMAS SALE!

## Of 1958's Biggest-Selling

# \$1 POLY-PAKS®



Tubes, Tubes, More Tubes!

★ **SALES**  
**TUBE-ILEE!**  
**NAMED BRAND TUBES!**  
**70 to 90% OFF!**  
**YEAR GUARANTEE!**

**FREE!** YOUR CHOICE OF  
**ANY ITEM IN THIS AD FREE**  
**WITH EVERY \$10 ORDER!**

TYPE	SALE	TYPE	SALE
024	\$.49	6C4	\$.44
1B3	.79	6CB6	.59
1L4	.69	6CD6	1.42
1R5	.59	6CE5	.66
1S4	.79	6CF6	.72
1S6	.59	6CG7	.65
1T4	.59	6CS6	.78
1U4	.59	6CN7	.59
1U5	.53	6CS6	.69
1V2	.57	6DE5	.78
1X2A	.79	6D85	.69
3A4	.54	6D86	.59
3AU6	.75	6D06	1.14
3BC5	.63	6DT6	.59
3B8E	.86	6H5	.79
3BY6	.68	6J5	.49
3BZ6	.85	6K6	.69
3C8E	.59	6K5	.59
3C8E	.68	6SA7	.69
3D76	.89	6SC7	.65
3Q4	.69	6S7	.79
3Q4	.69	6S7	.79
3Q4	.69	6S7	.79
4B07	1.14	6S17	.79
4B27	.99	6S17	.79
5AW6	.89	6S17	.79
5AN8	1.02	6S17	.79
5AQ5	.59	6S17	.79
5AT8	.89	6S17	.79
5AV8	1.11	6S17	.79
5BK7A	.98	6S17	.79
5B6	.89	6S17	.79
5T8	.98	6S17	.79
5U4	.59	6S17	.79
5U5	.49	6S17	.79
5V4	.77	6S17	.79
5X8	.93	6S17	.79
5Y3	.89	6S17	.79
6AB4	.59	6S17	.79
6AC7	.79	6S17	.79
6AF4	.89	6S17	.79
6AG5	.69	6S17	.79
6AG7	.89	6S17	.79
6AH4	.89	6S17	.79
6AH6	.99	6S17	.79
6AK5	.49	6S17	.79
6AN4	1.29	6S17	.79
6AL7	1.65	6S17	.79
6AM8	.83	6S17	.79
6AN8	.89	6S17	.79
6AN8	.89	6S17	.79
6AQ5	.59	6S17	.79
6AQ6	1.29	6S17	.79
6AQ7	1.52	6S17	.79
6AS5	.69	6S17	.79
6AS6	1.25	6S17	.79
6AT8	.99	6S17	.79
6AT8	.91	6S17	.79
6AU4	.96	6S17	.79
6AU5	.59	6S17	.79
6AU6	.59	6S17	.79
6AU8	.92	6S17	.79
6AV5	.59	6S17	.79
6AV6	.45	6S17	.79
6AW8	.95	6S17	.79
6AX4	.59	6S17	.79
6BA6	.57	6S17	.79
6BA8	1.04	6S17	.79
6BC5	.59	6S17	.79
6BC8	1.13	6S17	.79
6BD6	.65	6S17	.79
6BE6	.65	6S17	.79
6BF5	.75	6S17	.79
6BF6	.65	6S17	.79
6BG0A	1.49	6S17	.79
6BH6	.65	6S17	.79
6BK5	.81	6S17	.79
6BK7A	.81	6S17	.79
6BL7	.95	6S17	.79
6BN6	1.79	6S17	.79
6BQ6	.59	6S17	.79
6BQ7	.99	6S17	.79
6BX7	.99	6S17	.79
6BY5	1.59	6S17	.79
6BZ6	.59	6S17	.79
6BZ7	.99	6S17	.79

- HEARING AID PHONE**  
Crystal, w/cord & plug. Reg. \$3 **\$1**
- 70 TERMINAL STRIPS**  
Solder-lug & binding; to 20 terminals. 2 lbs. **\$1**
- 60 ONE-WATERS**  
Asstd. value carbon resistors. 5% too! **\$1**
- 2 MINIATURE SOLENOIDS**  
12 VDC. Needs small battery to actuate plunger. Reg. \$6. **\$1**
- 80 HALF-WATERS**  
Asstd. value carbon resistors. incl. 5%. Reg. \$12. **\$1**
- 15 INSTRUMENT KNOBS**  
Raytheon. Bakelite. w/brass insert & set-screws. Skirted incl. Wt. 2 lbs. Reg. \$12. **\$1**
- 0000-9999 COUNTER**  
Veeder-Root, w/double shafts. Reg. \$5. **\$1**
- 75 MICA CONDENSERS**  
.0025 to .01 to 1200 V. Ver. 100. 25 values. Reg. \$28. **\$1**
- 10 ELECTROLYTICS**  
Radio, TV. 10-500mf to 450 VDC. Wt. 3 lbs. Reg. \$12. **\$1**
- SYLVANIA TV MIRROR**  
10 x 12" stainless steel. Many uses! 2 lbs. Reg. \$4. **\$1**
- \$25 SURPRISE PACK!**  
Large & varied asst. radio & TV parts. 3 lbs. **\$1**
- FILAMENT TRANSFORMER**  
115/160 cycles to 6.3 VCT @ 1.5A. 2 lbs. Reg. \$4. **\$1**
- 40 TUBE SOCKETS**  
4 to 0-pin; ceramic. mica shield-based. incl. 2 lbs. Reg. \$10. **\$1**
- 70 HI-Q RESISTORS**  
Carbon IRC. Ohmitol. 1%, too! 1/2, 2W; 10 ohms to 10 K mezs. 2 lbs. Reg. \$13. **\$1**
- 125 CERAMIC CONDENSERS**  
Hi-Q discs, tubulars; to .01 mf. 2 lbs. Reg. \$12.50. **\$1**
- 60 CONDENSER SPECIAL!**  
Molded; paper, ceramic, oil. mica, discs, variable. 2 lbs. **\$1**
- 75-PC. RESISTOR SPECIAL!**  
WW. precision, carbon, variable, mini types. 3 lbs. **\$1**
- WORLD'S SMALLEST RADIO**  
2 x 1 x 1" Kit includes loopstick, jacks, diode, etc. w/instructions. Wt. 1 lb. Reg. \$3. **\$1**
- 6 SILICON DIODES**  
Sylvania IN22, IN23. Reg. \$36. **\$1**
- 2 PNP TRANSISTORS**  
Pop. make, for hundreds projects. \$5 value. **\$1**

- 2 MIKE TRANSFORMERS**  
Carbon. Imp. 100 to 100K ohms Leads, encased. 2 lbs. Reg. \$10. **\$1**
- 10,000 OHM RELAY**  
Sensitive, Sigma. 1" sq. SPST w/neon bulb, etc. 2 lbs. **\$1**
- 70 TUBULAR CONDENSERS**  
Paper, molded, oil, porc. .0002 to .5mf to 1000V. 2 lbs. **\$1**
- 8 GERMANIUM DIODES**  
w/long leads. Glass sealed. Reg. \$5. **\$1**
- 300-FT. HOOKUP WIRE**  
Tinned, asstd. colors, sizes. 2 lbs. Reg. \$5. **\$1**
- POSTAGE STAMP MIKE**  
Crystal, 100 to 8,000 cps. 1 lb. Reg. \$7. **\$1**
- 3 VARI-LOOPSTICKS**  
Adj. 540-1500 kc. Transistor radios, etc. 1 lb. **\$1**
- 60 PLUGS, RECEPTACLES**  
Audio, power, spkr., etc. 2 lbs. **\$1**
- 150 CARBON RESISTORS**  
1/4 to 2W; 15 ohms to 1 meg. incl. insulated types. 2 lbs. **\$1**
- 8-PC. NUTDRIVER KIT**  
\$3 value, Plastic handle. 5/16, 7/32, 1/4, 5/16, 11/32, 3/4, 7/16" steel socket wrenches in plastic case. 1 lb. **\$1**
- 24 CAMEL HAIR BRUSHES**  
100% pure bristle. Sizes 1-6. Reg. \$2.50. **\$1**
- 2000 PCS. HARDWARE**  
Nuts, screws, washers, etc. 2 lbs. Reg. \$8. **\$1**
- 0-60 MINUTE TIMER**  
W/dial & knob. Sounds clear alarm. 2 lbs. Reg. \$5. **\$1**
- 3 AC-DC CHOKES**  
for power supplies. 50 to 200 ma. Open frame. 3 lbs. Reg. \$9. **\$1**
- TEN 3-SECOND TIMER mechanisms.** Precision geared. 2 lbs. Reg. \$30. **\$1**
- 200 115 VAC MOTORS**  
1700 rpm. Wt. 4 lbs. Reg. \$8. **\$1**
- 40 PRINTED CIRCUIT PARTS**  
Diodes, chokes, resistors, cond., boards. 1 lb. Reg. \$7. **\$1**
- 3 TRANSISTOR IP'S**  
Double tuned. Only 1/2" square. 456 Kcs. **\$1**
- 60 SUB-MINI RESISTORS**  
1/4" long. 20 values; 1/5W to 10 mezs. Reg. \$6. **\$1**

- 4 TRANSISTOR OSC. COILS**  
for printed circuit & transistor portable radios. Reg. \$5. **\$1**
- 6 FERRI-LOOPSTICK CORES**  
to 7", incl. flat. 2 lbs. **\$1**
- 60 KNOBS, RADIO & TV**  
Asstd. colors, incatation. Some worth \$1 ea. Wt. 2 lbs. **\$1**
- 15 VOLUME CONTROLS**  
incl. duals. To 1 meg; some w/switch. 2 lbs. Reg. \$12. **\$1**
- 15-PC. TWIST DRILL KIT**  
1/16 thru 1/4" by 6ths, w/calibrated case. Reg. \$3. **\$1**
- MINI-METER**  
1 3/4" diameter. 0-6 amps. AC. 1 lb. Reg. \$3. **\$1**
- 2 "MICRO" VARIABLES**  
10 to 363mf. 1 1/2" sq. w/shaft. Wt. 1 lb. **\$1**
- 20 PRINTED CIRCUITS**  
Built-in R/C circuits, incl. integrals. 1 lb. Reg. \$7. **\$1**
- "SUN" BATTERY**  
Similar to famed B2M. 1" long. Reg. \$2.50. **\$1**
- 30 MOLDED CONDENSERS**  
Black beauties. incl. Finest made! Wt. 2 lbs. **\$1**
- 15 ROTARY SWITCHES**  
Asstd. gangs. 3 lbs. Reg. \$12. **\$1**
- 40 DISC CONDENSERS**  
Water-thin, to .01 mf. Reg. \$5. **\$1**
- 12 POLY BOXES**  
Clear plastic, hinged. w/snap locks. Asstd. sizes. Wt. 1 lb. **\$1**
- 40 SUB-MINI CONDENSERS**  
for transistor, printed circuit work. 1 lb. Reg. \$7. **\$1**
- 4 OUTPUT TRANSFORMERS**  
50LB. etc. Wt. 3 lbs. Reg. \$8. **\$1**
- 8 TRANSISTOR SOCKETS**  
Mice-filled; for sub-mini tubes, too. **\$1**
- 40 HI-Q CONDENSERS**  
Finest porcelain; NPO's, too! 1 lb. Reg. \$6. **\$1**
- 35 POWER RESISTORS**  
WW. 5 to 50W. to 10,000 ohms; incl. vitreous. 3 lbs. Reg. \$15. **\$1**
- 40 PRECISION RESISTORS**  
1%, 1/4 & 1W; Carbon & WW. 100 ohms to 1 meg. Reg. \$17. **\$1**
- 70 COILS, CHOKES**  
IF, RF, ant. slug-tuned, too. 3 lbs. Reg. \$15. **\$1**

**HOW TO ORDER:**

ORDER BY "BLACK TYPE" HEADLINES, i.e. 15 INSTRUMENT KNOBS, \$1

State price with each item. Send check or M.O. including sufficient postage; excess returned. C.O.D. orders, 25% down; rated net 30 days. INCLUDE POSTAL ZONE NO. in address. (Canada postage, 48c 1st lb.; 28c ea. add'l. lb.)

**LEKTRON** 131-133 EVERETT AVE.  
CHELSEA 50, MASS.

Make over 150 Small Computing and Reasoning Machines with

# BRAINIAC®

A BETTER ELECTRIC BRAIN CONSTRUCTION KIT

ONLY \$17.95—WHY PAY MORE?  
Over 600 parts including 116 patented wipers so that all switches work well. BRAINIAC gives full specifications for 151 computing, reasoning, arithmetical, logical, puzzle-solving and game-playing machines . . .  
118 GENIACS (1955) and 118 BRAINIACS (1956-58). Each machine works on a single flashlight battery—all connections with nuts and bolts—no soldering required . . . IS FUN to make—FUN to use and play with—and TEACHES you something new about computing and reasoning circuits.



ORIGINATED AND PRODUCED EXCLUSIVELY by Berkeley Enterprises. BRAINIAC is the result of 8 years' design and development work with Electric Brain Machines and How to Make Them" by E. C. Berkeley, 64 pp., published 1955 by Geniac Project, a partnership with Oliver Garfield discontinued September 1955; Relay Woe (automatic machine) is Author of "Giant Brain Machines that Think" (Wiley, 1949) Automation"; Designer of all the Brainiacs and more than half of the 33 Geniacs (1955); etc. AND MANY MORE!

WHAT CAN YOU MAKE WITH BRAINIAC KIT K 17? LOGIC MACHINES: Syllogism Prover, Intelligence Test, Boolean Algebra Circuits, etc. GAME-PLAYING MACHINES: Tic-Tat-Toe, Nim, Black Match, Wheeled Bandit, etc. COMPUTERS: To add, subtract, divide, multiply, decimal or binary numbers; Forty Year Calendar, etc. CRYPTOGRAPHIC MACHINES: Coders and Decoders, Lock with 15,000,000 Combinations, etc. PUZZLE-SOLVING MACHINES: The Missionaries Ship and the Pirates, etc. QUIZ MACHINES: History, geography, mathematics, etc. . . . AND MANY MORE!

WHAT COMES WITH YOUR BRAINIAC KIT? Complete description of 151 experiments • Manual of explanation/instruction by E. C. Berkeley • Over 600 pieces including control panel, multiple switch discs, cut diagrams including 46 exact wiring templates • "How to Go from Claude Shannon's historic 1938 paper "A Symbiotic Analysis of Relay & Switching Circuits" • List of references to computer literature • Etc. BRAINIAC KIT (ISSB Model) K 17 . . . the kit with limitless possibilities backed by an organization of 10 years' standing in the computer field . . . \$17.95 (For shipment weight . . . add 80c; outside U.S.A. add \$1.80)

BERKELEY ENTERPRISES, Inc. MAIL THIS COUPON  
815 Washington St., R-165, Newtonville 60, Mass.  
Please send me Brainiac Kit K 17. (Returnable in 7 days for full refund if not satisfactory—if in good condition.) I enclose \$ . . . . . in full payment.  
My Name and Address are attached.

## Say You Saw It in POPULAR ELECTRONICS

### NEW - MIDGET SHORT WAVE RADIO



World Wide Radio—Anytime—Anywhere

Hear Europe, Africa, Russia, Australia, South America—ANYWHERE IN THE WORLD ANYTIME! Gets ALL foreign radio stations—53 mc. to 42 mc. Not much larger than a postcard—Wt. only 3 lbs. Complete with roll-out antenna. Gets regular American broadcasts. All Bands. Amateur bands 160-80-40-20-15-10—Ship, Air, Coast, Citizens bands—NOTHING LIKE THIS MIDGET AT ANY PRICE! No AC plug—no repairs! Wonderful for home, traveling, Scouting. Radio Amateur ANYWHERE YOU CAN HEAR MOST EVERYTHING—EVEN "SPUTNIKS."

SEND ONLY \$4.00 (bill ok, mo) and any postman \$12.95 COD postage on arrival or send \$12.95 for P. O. delivery. Complete easy battery \$3.50 extra.) COMPLETELY WIRED AND TESTED POSTPAID IN USA ONLY \$21.95! Worth \$49.95 or more! Get your SPACE RAMBLER now for WORLD-WIDE LISTENING PLEASURE! AVAILABLE ONLY FROM WESTERN RADIO Dept. BRE-11 KEARNEY, NEBRASKA



## LOOK

NO FURTHER . . . IF YOU'RE UNHAPPY WITH "HI" HI-FI PRICES. WRITE FOR OUR UNUSUAL AUDIO CATALOG. KEY ELECTRONICS CO. 120-B Liberty St., N. Y. 6 Phone EV 4-6071

is closed. This will cause an "O" to appear. The player then makes his selection by closing the *Select* switch and the *left*-hand row of *Setup* switches in some other square. The game then goes on as before. Note that only one bank of *Setup* switches is closed for any one game.

Toward the end of some of the games, as was mentioned, the machine may fail to make a counter-selection. This is an indication that the computer has given up because it sees no chance of winning. —50—

## QSL from Sputnik

(Continued from page 66)

DX'er nothing but propaganda. On the other hand, following a straight-line approach, cutting through the Soviet curves, will—nine chances out of ten—bring you what you are after.

The following are the final paragraphs of the letter that brought home my SPUTNIK QSL.

*I am going to speak frankly. Even if you had not promised to verify reception of your Sputniks, it would be an act of bad faith not to do so. Many listeners all over the world took the time and trouble to receive and report reception of your satellites. They certainly deserve QSL cards or letters for their efforts.*

*Thank you very much for the cards and letters you have sent me in the past. I do hope you or somebody else will correct this most unfortunate QSL situation.*

Radio Moscow, like any other International Short-Wave Service is dependent upon the world's SWL's. A letter such as that above would seem to leave them very little choice but to fulfill their obligations. You'll note, however, that the letter is courteous. Any station has the right to ignore a rude or insulting DX report.

**Transmission Data.** You will need transmission data to prove your reception. Easiest to obtain are the number of beeps per minute. Merely count the beeps in a 30-second period and multiply by two.

If you have a slightly musical ear, you can make your report considerably better. Estimate the modulation frequency by comparing the Sputnik signal with the alternate 440- and 600-cps tones transmitted by Station WWV.

If your receiver is poorly calibrated on the upper short-wave frequencies, the

Always say you saw it in—POPULAR ELECTRONICS

WWV signal on 20,000 kc. can be used to zero in the satellite's frequency of 20,005 kc. First locate WWV. If the signal is strong, tune to its upper edge. If WWV is being received weakly, tune just above the edge. In either case, retune every 10 or 15 minutes (unless WWV has disappeared) to decrease the danger of missing the Sputnik if you are slightly off frequency or if your receiver is drifting.

**Where to Report.** If you have already sent a report either in care of *Radio Moscow* or to *The USSR Committee on the International Geophysical Year*, wait one month for a reply.

If you have not yet sent a report, send your first one to the committee and wait three months. Make this a standard report with a casual request for a QSL.

If you do not get results, send a second report to: Eugenia Stepanove, North American Service, *Radio Moscow*. Ask her to forward it to the proper agency and say why you think you deserve a QSL. —30—

## Transceiver Noise Suppressor

(Continued from page 88)

With no audio signal present, the resistance of the bulb drops, which tends to "short" the voice coil and minimizes the hiss.

An advanced and effective volume expander is shown in the illustrations. When the resistance of each light bulb equals the resistance of each fixed resistor, the bridge will be balanced and the output will be zero.

Audio signals cause the light bulbs to glow, which unbalances the bridge and feeds a signal to the speaker. Louder audio signals unbalance the bridge to a greater degree and feed more signal to the speaker.

In adapting this circuit to one of the Vocaline units, it was determined experimentally that 4.7 ohms was the proper resistance value to use in conjunction with a No. 47 bulb in building the bridge.

When the bridge network is inserted in the Vocaline voice coil leads and the volume control is adjusted carefully, a point will be found where hiss drops to a very low level. A received signal will cause the light bulbs to glow, unbalancing the bridge and allowing the audio to reach the speaker at a useful level.

There is, of course, some loss in the circuit, but most transceivers of this class have audio gain to spare. —30—

**free!** **ALLIED'S**  
MONEY-**1959**  
SAVING

**ELECTRONIC SUPPLY CATALOG**


**452**  
value-packed  
pages

send for it!

**SAVE**

**ON EVERYTHING**  
**IN ELECTRONICS**

EASY TERMS  
AVAILABLE




## WORLD'S LARGEST STOCKS

Here is the complete guide to everything in Electronics for Experimenters, Builders, Amateurs, Servicemen, Engineers and Hi-Fi enthusiasts:

- Amazing Build-Your-Own KNIGHT-KITS
- Everything in STEREO HI-FI
- Hi-Fi Music Systems & Components
- Recorders & Phono Equipment
- Public Address & Paging Systems
- TV Tubes, Antennas, Accessories
- Amateur Station Equipment
- Latest Test & Lab Instruments
- Industrial Electronic Supplies
- Parts, Tubes, Transistors, Tools & Books

SAVE on everything in Electronics at ALLIED—get fast, dependable service, expert personal help, guaranteed satisfaction. Send today for your FREE 1959 ALLIED Catalog.

Everything in Electronics  
From One Reliable Source



OUR 38th YEAR



## ALLIED RADIO

- ALLIED RADIO, CORP., Dept. 79-L8
- 100 N. Western Ave., Chicago 80, Ill.
- Rush FREE 1959 ALLIED 452-Page Catalog

Name \_\_\_\_\_

Address \_\_\_\_\_

City \_\_\_\_\_ Zone \_\_\_\_\_ State \_\_\_\_\_

Send for  
**FREE**  
Catalog



# BATTERY HOLDERS


WORLD'S LARGEST PRODUCER OF QUALITY BATTERY HOLDERS

Over 100 different sizes and types—to fit almost every dry cell or mercury battery.

Manufacturers—Schools  
Experimenters—Hobbyists

Use this time tested method of incorporating battery power into any project or device. We have been producing battery holders for over 20 years.

- Every Acme battery holder is electronically tested to guarantee insulation.
- Positive total electrical contact at all times.
- Standardized for continued use in production jobs.
- Acme battery holders are made of spring tempered aircraft aluminum.
- Brass terminals and approved fibre insulation at all terminals.
- Standardized mounting holes provided in every Acme holder.



No. 10  
Takes 2 "C"  
cells 50c

1	1 Min. pencil	30c ea.	20	2 30 volt 413 type	60c ea.
2	2 Min. pencils	50c ea.	21	1 15 volt V10 & 504 type	50c ea.
3	3 Min. pencils	65c ea.	22	2 15 volt V10 & 504 type	50c ea.
4	4 Min. pencils	85c ea.	24	1 RM 12 TR133 or V15	30c ea.
5	1 Reg. pencil	30c ea.	25	2 RM 12 TR133 or V15	50c ea.
6	2 Reg. pencils	50c ea.	28	1 RM 4 cell	45c ea.
7	3 Reg. pencils	65c ea.	29	2 RM 4 cells	50c ea.
8	4 Reg. pencils	85c ea.	31	1 15 volt U10 type	40c ea.
9	1 "C" cell	40c ea.	32	2 15 volt U10 type	50c ea.
10	2 "C" cells	50c ea.	33	1 15 volt U10 type	50c ea.
11	3 "C" cells	65c ea.	34	1 TR 135R cell	40c ea.
12	4 "C" cells	90c ea.	35	1 TR 134R cell	40c ea.
13	1 "D" cell	40c ea.	36	1 TR 135R cell	40c ea.
14	2 "D" cells	50c ea.	37	1 TR 134R cell	40c ea.
15	3 "D" cells	65c ea.	38	2 RM 1R cells	50c ea.
16	4 "D" cells	85c ea.	39	3 RM 1R cells	65c ea.
17	1 22 1/2 volt cells	50c ea.	40	1 "D" cell polarized	45c ea.
18	2 22 1/2 volt cells	85c ea.	41	1 "D" cell polarized	45c ea.
19	3 22 1/2 volt cells	85c ea.	42	1 A battery 964	65c ea.
20	1 30 volt 506 type	50c ea.	43	2 A batteries 964	85c ea.
21	1 30 volt 413 type	40c ea.	44	1 TR 135R & RM401	40c ea.

This is only a partial list. If what you need is not listed here, please write for free complete list, or advise number of battery and send one dollar with order and your change will be sent back to you with the proper battery holder.

If your dealer refuses to get genuine Acme battery holders for you, then order direct from us. Add 10c handling charge for each holder. Commercial users—write for quantity prices.

## ACME MODEL ENGINEERING CO.

6226 Fifteenth Ave., Brooklyn 19, New York

## Record Moocher

(Continued from page 75)

"Er . . . I'll see you around, *chum*," he said as he fumbled at the doorknob.

As I broke into tears, I heard him galloping away down the hall. I swept the black chip remains into a big box and prepared them for burial.

Next day, I went down to Wellingsworth's apartment to find that he had packed up bag, baggage, and hi-fi, and left—probably for greener pastures (or, more appropriately, looking for bigger record owners).

**Case History 2.** Case history #2 hasn't occurred yet because I won't let it. I installed a tape recorder in the space previously occupied by my records and have become a member of *Record Moochers Anonymous*. If you can't lick 'em, why not join 'em?

Where do I start? Capitol? . . . Decca? . . . RCA? -50-



## Hi-ing Fi to Suburbs

(Continued from page 69)

erally, the larger the speaker and its enclosure, the "bigger" the resulting sound will be.

If you select a highly efficient speaker system, you may get satisfactory sound out of a 10-watt amplifier. But your satisfaction should be greater if you use a 20- or 30-watt model. A 10-watt job might have the power to fill a large room, but if you have to boost its output to the point where distortion sets in, what happens to your fidelity?

You may decide that it would be a fine idea to wire more than one room for sound. If you do install extra speaker systems, you may find a 30-watt amplifier to be the absolute minimum. Depending on how many rooms are included in the network, even more power will probably be necessary.

The cost of such extra speaker coverage—amplifier aside—will depend on how much quality you demand for the other rooms. In a moderate-sized bedroom, for instance, a \$50-or-less wide-range 8" speaker and enclosure package should prove ample.

In setting up a multiple system, it's best to pick speakers with the same impedance

Always say you saw it in—POPULAR ELECTRONICS

## ORDER BY MAIL AND SAVE!

# TV PICTURE TUBES

10BP4	\$ 7.95	16WP4	\$15.20	17TP4	\$19.30	21EP4	\$14.95
12LP4	8.95	16TP4	10.95	20AP4	19.30	21FP4	15.95
14B/CP4	9.95	17VP4	15.20	20CP4	13.90	21WP4	17.30
16DP4	14.95	17BP4	10.95	20HP4	17.95	21AP4	15.95
16EP4	15.90	17CP4	17.00	21AP4	22.10	21ZP4	14.95
16GP4	15.90	17GP4	17.60	21ALP4	20.95	24CP4	23.95
16KP4	10.95	17HP4	13.60	21AMP4	19.95	24DP4	26.95
16LP4	10.95	17LP4	13.60	21ATP4	20.95	27EP4	39.95
16RP4	10.95	17QP4	11.95	21AUP4	20.95	27RP4	39.95

27"—6 month guarantee—all others 1 year. Aluminized Tubes \$5.00 more than above prices. These prices are determined to include the return of an acceptable similar tube under vacuum.

ALL PRICES FOB CHICAGO, ILLINOIS. Deposit required, when old tube is not returned, refundable at time of return. 25% deposit required on COD shipments. Old tubes must be returned prepaid. We ship anywhere.

WRITE FOR COMPLETE LIST

## —PICTURE TUBE OUTLET—

3032 MILWAUKEE AVE., CHICAGO 18, ILLINOIS  
Dickens 2-2048



## L. R. ELECTRONICS CORP.

- J-44 High Speed Hand Key with On/Off switch . . . . . ppd. \$1.60
- R-14. Headphones, 8000 ohm imp. . . . . ppd. 2.95
- Telephone Intercom Handsets per pair including 50 ft. of wire & dope. (Reconditioned—excellent condition) . . . . . 1.95
- DM-42 Dynamos—12 V. 500 V DC. . . . . 5.95
- Transf. (Stepup & Down) 220 V. to 110 V. 1600 watts . . . . . 24.95
- 1/2 90 Hz.—AC 115 V. Motor. 1 1/2 A. . . . . 2.95
- Sockets 432 A or 829 B w/cond. . . . . .35
- Switch Rotary . . . . . 2 P 3 position ceramic .25 ea. . . . . 10 for 2.00
- Ohmic Tap Res.—1 Pole 12 1/2 amp. . . . . 4.95
- Hi Voltage Test Leads & Probes. . . . . .75

L. R. ELECTRONICS CORP.

3529 E. Colorado Street, Pasadena, California

Ryan J-3009 or Sycamore 6-532

California Add Sales Tax . . . Mfgs. Write us for Quantity Discounts or Samples . . .





"Man, just dig those crazy highs!"

rating, to keep matching problems at a minimum. But you must bear in mind that funny things happen to impedances once you start adding speakers. For instance, two 16-ohm speakers wired in parallel present only eight ohms of impedance to your amplifier. They must be hooked to the amplifier's eight-ohm terminals when used together.

You will often want to use only the main speaker, or only the extension. A switching system must be set up so that the individual speaker, or speaker combination, in use is always connected to the properly matched amplifier terminals. A switch such as the Mallory 1231L can be wired for such matching, and installed on a wall or on one of the panels of your hi-fi equipment cabinet.

If the distance from amplifier to extra speaker isn't excessive, conventional line cord or 300-ohm flat line may be used. But if the distance exceeds 40 feet, heavier wire will prove more satisfactory since it will present less electrical resistance.

Different types of speakers may not operate at the same level of efficiency. A given volume setting on your amplifier might make one speaker blast while another is barely audible. You will want to provide independent control for each speaker. A simple level control—"T" or "L" pad—will do the trick. Mallory and Labtronics, for example, make suitable units. Be sure your unit matches the impedance of the speaker it will control.

**Outdoor System.** Should you want to bring music outdoors to the patio or lawn, your best bet is a specially designed, trumpet-type horn speaker. When a speak-

# Make More Money Soon Fixing Electric Appliances

## Train at Home in Spare Time



## Better Pay—More Opportunities

Get into a field where there is important work and opportunity for the trained man. Millions of electric appliances are sold every year. Every wired home now has an average of 8. Many of them need service and repair. Owners pay well to have them fixed quickly, properly. This is your opportunity for a better job, your own part time or full time business. NRI can give you the training you need, at home, in your spare time.

## Spare Time Earnings Start Soon

Soon after starting you will be able to earn extra cash fixing toasters, clocks, fans, vacuum cleaners, etc., for neighbors and friends. Keep your vacuum while learning and earning. Put spare time to work for you. Work in your basement, garage, spare room. You'll be amazed how easily, quickly you, too, can start earning many extra dollars. NRI shows you how. Even before you finish training your spare time earnings may pay for the course and equipment.

## NRI Sends Tester to Learn and Earn

You need proper equipment to service today's automatic appliances. With this course you get parts to build professional type, multi-use Appliance Tester. You learn to use it. Takes guess work out of servicing. Mail coupon for FREE book and Sample Lesson. See how easy it is to learn. Find out about NRI—a school that for more than 40 years has been training men, through home study, for success, good pay jobs. Our reputation, record, experience back up this course. Write now to: NATIONAL RADIO INSTITUTE, Dept. D4M8, Washington, D. C.



**FREE Lesson and Book**  
Mail this NOW!

### NATIONAL RADIO INSTITUTE

Dept. D4M8, Washington 16, D. C.

Send me Lesson and Book Free. No Salesman will call.

Name ..... Age .....

Address .....

City ..... Zone ..... State .....

Accredited Member National Home Study Council

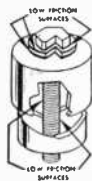


FIRST **NEW** PUNCH  
DEVELOPMENT IN 20 YEARS . . .  
OBSOLETES EVERY OTHER  
PUNCH NOW ON THE MARKET

# WALSCO

**"L.T." LOW TORQUE  
CHASSIS PUNCH**

**CUTS a cleaner hole  
with 50% less effort!**



Walsco  
"L.T." Punch  
Torque in  
Foot  
Pounds




Ordinary  
Punch  
Torque in  
Foot  
Pounds

A brand new electro-coating process (which can't wear off) reduces friction, thus lowers torque. You get a much cleaner hole with much less effort. The Walsco "L.T." Chassis Punch requires no lubrication of any kind and will give perfect service almost indefinitely. Available in a wide variety of sizes, round, square, key and D shapes. Full information on these extra-easy to use "L.T." punches is available from your Walsco distributor or by writing direct to Walsco.

**WALSCO ELECTRONICS MFG. CO.**

A Division of Tectron Inc. • West Coast Plant: Los Angeles 18, Calif.  
116 W. GREEN ST., ROCKFORD, ILL., U.S.A.


**COMPLETE FM RADIO STATION . \$59.50 ea.**



Brand new 30 watt transmitter and receiver for communications between points up to 30 miles ground wave or thousands of miles reflected wave. Units are Freq. Modulated for low noise interference. Frequencies are selected on any of 10 separate channels in range of 20 to 27.9 mc. Just think you get the receiver, transmitter, antenna, connecting wires, antenna tuning equipment, mount, dynamotors for 24 V DC operation; in fact, even spare vacuum tubes and microphone. Of course you can convert for 110 V house current or 12 V battery operation. Good loudspeaker volume. Comes shipped in 5 original Signal Corps wood boxes. Approx. wt. 400 lbs. Government Cost \$1,200. Yours brand new for \$59.50 or \$100 for the two sets for point to point communications. Send additional \$20 per unit for dynamotors to convert to 12 V car operation.

**SYNCHRO-MOTORS**

**110 V. 60 CYCLE, ONLY . . . . . 4.95 ea.**



The most interesting and useful item coming from war surplus. A precision ball bearing motor built at a cost of \$86.00 ea. Yours for only \$4.95 ea. postpaid. You may connect and run individually as a hi-speed motor or connect in pairs the like stator wires together and the rotor wires to 110 V 60 cycle AC and you can rotate either and the other will follow every slight movement like a flexible shaft except without the usual backlash and drag. Think of the interesting things you could make such as wind direction indicators, remote radio tuning, window display devices, etc., etc. Size 3 1/2" diameter, 6 1/2" long including shaft extension. Removed from radar units. Ship. wt. 8 lbs.

**ESSE RADIO COMPANY**

**42 W. South Street Indianapolis 25, Indiana**  
ALL ITEMS GUARANTEED TO YOUR ENTIRE SATISFACTION OR MONEY BACK  
(LESS SHIPPING CHARGES)

er is removed from the enclosing walls of a room, its output tends to disperse in all directions, and both highs and lows are lost. A conventional enclosure can't solve this problem but a trumpet-type design beams the sound directionally.

Several all-weather units, \$50 or less, are particularly suitable. Electro-Voice offers a compound diffraction projector, with a claimed frequency response of 100-to-10,000 cycles, using a single diaphragm driving two coaxial horns. University's inexpensive MLC speaker has separate woofer and tweeter horns and claims a response up to 15,000 cycles. Both units can be employed with 25-watt or higher power amplifiers.

For a small patio, if you want to use a pair of less expensive baffled speakers, place them on opposite sides of the area to be covered and aim them directly at one another. This will reduce loss.

There is no way of weatherproofing conventional speaker systems without interfering with their operation. A rig of this type must be set up when you want to use it and taken in afterward.

Does all this sound expensive? Actually, you can control expense to the degree that you can curb your ambition. The beauty of a system built of separate components is that you can start with basic units and add on extras. Rome wasn't built in a day, either. With a little careful thought, you can buy excellent listening to fill your immediate needs and at the same time lay a foundation for your dream system of tomorrow.

-30-



**Super-Satelliter Antenna**

*(Continued from page 78)*

each nut used to secure the rod. To the solder lug of one, connect the braid; to the other, connect the center conductor of a length of 52-ohm coaxial cable (either RG/8U or RG/58U). The coaxial cable runs between the antenna and the satellite converter input. Clamp the plastic pieces across the booms with 6-32 bolts long enough to hold.

**Before erecting** the antenna, check the countersunk bolts visibly, and with an ohmmeter. There should be no danger of a short between the bolt heads and the boom. If they touch, the antenna's performance will be greatly impaired.

-30-

## DX Ahoy!

(Continued from page 73)

Shipping, but this is priced too high for the average DX'er. An inexpensive and handy weekly magazine called *The Shipping Digest* will supply sufficient information to pin down almost any ocean-going freighter or passenger ship you will hear, giving the QTH of the ship's owner. It costs 25 cents per issue, and is published at 8 Bridge Street, New York 4, N. Y.

You will want to have a copy of *FCC Rules, Part 8—Stations on Shipboard in The Maritime Services*. This costs only 35 cents and is distributed by the U. S. Government Printing Office, Washington, D. C. It contains a listing of all frequencies—both phone and c.w.—used by American ships, and gives the locations and frequencies of all U.S. "marine operator" stations.

In making out a report of reception to a ship station, include the usual information useful to any radio station, such as signal strength, time of transmission, station called or contacted, frequency, and type of receiving equipment used. Address your report to "Radio Officer"; name of ship; %

owner. In the case of a yacht, which would not normally carry a radio operator, mail your report to the owner.

If you include a stamped reply card with your report, you will probably receive—within a few weeks—a QSL from a grateful maritime radio operator. (All maritime radio operators are known as "Sparks"; very often "Sparks" will be overjoyed because someone heard him that time he was calling the coastal station for 45 minutes and thought that his only monitors were the sea gulls and the mermaids.)

When sending a report to a ship station, do not refer to the text of any messages transmitted. And do not disclose the text to anyone.

Follow these instructions and you too can shock your DX colleagues by coolly stating that you just received a QSL from Station WDQJ.

-30-

### ANSWERS TO AMPLIFIER QUIZ ON PAGE 82

1 F	6 J	11 N	16 E
2 G	7 Q	12 H	17 T
3 I	8 A	13 B	18 D
4 P	9 M	14 K	19 S
5 C	10 R	15 O	20 L

COYNE offers

LOW COST

**TELEVISION**  
RADIO - COLOR TV

Training in  
Spare Time AT HOME

The future is YOURS in TELEVISION!

A fabulous field—good pay—fascinating work—a prosperous future in a good job, or independence in your own business!

Coyne brings you MODERN-QUALITY Television Home Training; training designed to meet Coyne standards at truly lowest cost—you pay for training only—no costly "put together kits." Not an old Radio Course with Television "tacked on." Here is MODERN TELEVISION TRAINING including Radio, UHF and Color TV. No Radio background or previous experience needed. Personal guidance by Coyne Staff. Practical Job Guides to show you how to do actual servicing jobs—make money early in course. Free Lifetime Employment Service to Graduates.

**COYNE**  
ELECTRICAL SCHOOL


A TECHNICAL TRADE INSTITUTE OPERATED  
NOT FOR PROFIT

500 S. Paulina Street, Chicago 12, Dept. 88-112

B. W. COOKE, Jr.  
President



Coyne—the Institution behind this training... the largest, oldest, best equipped residential school of its kind. Founded 1899.



Send Coupon for Free  
Book

and full details,  
including easy  
Payment Plan.  
No obligation, no  
salesman will call.



COYNE Television  
Home Training Division

500 S. Paulina St., Chicago 12, Ill.  
Dept. 88-112

Send Free Book and details on how I can get  
Coyne Quality Television Home Training at  
low cost and easy terms.


Name \_\_\_\_\_  
Address \_\_\_\_\_  
City \_\_\_\_\_ State \_\_\_\_\_

# STEREO

CONVERSIONS  
KIT, COMPLETE

**\$39.95**

(full price returned  
if not satisfied)



## THE MOST COMPLETE STEREO KIT EVER OFFERED AT SUCH A LOW PRICE

If you own a 3-speed phonograph, convert to true STEREO now for only \$39.95, everything included! The easiest STEREO conversion imaginable; only 12 simple connections and the fabulous new STEREO sound will be yours. Supplied are: A prewired 4 watt amplifier; a fine STEREO cartridge with adapter capable of playing either STEREO or standard records; A two-way coax speaker; An isolation transformer plus all cables, power-cords and such hardware as needed to complete this simple installation.

A cabinet built to house this kit is offered for an additional \$8.95. If you wish, REPUBLIC will install the audio section in the cabinet for you so it's only necessary to substitute the new cartridge; total price of \$49.95. Specify make and model when ordering.

Send checks, cash or money orders to:

**REPUBLIC ELECTRONIC INDUSTRIES CORP.**  
111 GAZZA BLVD. FARMINGDALE, L. I., N. Y.

## Tape Recording in Industry

(Continued from page 44)

complete sales data and inventory results in hours. By other methods, this takes several days. Burdine's, in Miami, Fla., has the first such system.

Machine tools are producing complex parts of jet aircraft, guided and controlled by magnetic tape. A Giddings and Lewis Numerically Controlled Milling Machine has been delivered to a number of manufacturers, including Lockheed and Hughes. Lockheed is employing the tape-controlled mill to improve tolerances, eliminate human error and cut machining costs by over 50%. Hughes engineers add their electronic Digitape control system to automate not only milling operations but drilling and boring as well.

From these first installations, tape-controlled machining shows promise of reducing the time between drawing board to production by 60 to 70%. With this system, the "complete sets of tooling" are now reels of magnetic tape, and they can be stored as neatly as a row of books in a tape library. Additional production runs can be made with minimum setup time using the prerecorded programs.

Magnetic tape can make 200 commands per second, each one defining exact tool positions for machines in three linear coordinates. A signal can control as little as 0.000125 inch of tool motion, and up to one-and-one-half hours of machine time can be programmed on one reel of tape. -30-

## Now You Can TEST CONDENSERS In Your Set

And Selenium Rectifiers UNDER WORKING CONDITIONS



- Quickly, Accurately Checks:
- Paper, Mica Ceramic Capacitors
  - Electrolytics
  - Continuity
  - Selenium Rectifiers
  - Flashbulbs
  - AC/DC Voltages
  - NOT A KIT

**\$9.95**

postpaid, net. Complete, ready to operate. 10-DAY MONEY BACK GUARANTEE!

**FREE** Set of leads with each CAPACITEST for Limited Time!

**CAPACITEST 2** with thousands already in use, is an improved, compact tester. It does a giant job to avoid call-backs and save you time and money. Tests Selenium Rectifiers! Checks condensers at 150 V., the approx. working voltage in radio and TV sets. Meters won't give this type of check since applied voltage is 20 V. or less. Accurately, quickly shows open, shorted or intermittent capacitors and leaky electrolytics. Compact: 4"x4"x2". Lightweight, for bench or tool kit. Order direct from mfr. Send \$2 deposit with C.O.D.'s. Save PP & COD fees. Send \$9.95 & we'll pay postage. 145 W. 40 St., New York 18, N. Y.

**The BARJAY Co.**




## WORLD'S LOWEST PRICED ADDING MACHINE

Counts up to 999,999,999. IDEAL FOR BUSINESS AND PERSONAL USE - GUARANTEED ACCURATE. Not a toy. Operates with only a finger flick. Adds, subtracts, multiplies, divides. Counts up to one billion. Pays for itself over and over. Ideal Gift for Business, Income Tax and School use. **MONEY BACK GUARANTEE.** Send name and address. Pay postman only \$2.95 plus postage. Beautiful rich-looking Leatherette Case included at no extra cost. Money back in 10 days if not delighted. AGENTS WANTED.

**\$2.95**

\$3.04 in Penna. Incl'g. 3% Tax


**CALCULATOR MACHINE CO., (Mfrs.)**  
Box 126 Dept. N-69, Huntingdon Valley, Pa.



Solution to puzzle which appears on page 54.

Always say you saw it in—POPULAR ELECTRONICS

# ELECTRONICS



NEW EDITION OF  
**YOUR CAREER  
IN ELECTRONICS**  
IS NOW  
ON SALE!

128 pages . . . 200 illustrations

Whether you're already in electronics and are eager to get ahead or are looking for a field with a definite future—YOUR CAREER IN ELECTRONICS is a publication you're sure to profit from.

Now on sale at newsstands, YOUR CAREER IN ELECTRONICS could well be one of the most important publications you've ever read. Its 128 pages are devoted to electronics—its growth, its present, its future—and your role in this big, exciting field. Compiled by the editors of the Ziff-Davis Electronics Division, this 1959 Edition covers:

## THE FIELD OF THE FUTURE

Career opportunities and where you fit in, how to get started, what an electronics company expects of you.

## PEOPLE AT WORK

Helpful personal experiences of men

actually in electronics: a field engineer, a production manager, tech writer, missileman, the owner of a radio-TV repair shop, and many more!

## GETTING THE KNOW-HOW

Informative section on deciding your future with career planning chart and aptitude tests. Reports on vocational and technical schools, colleges, getting your radio operator's license, learning technical writing, how on-the-job training works.

## EARN MONEY IN YOUR SPARE TIME

How to set up a part-time service shop, make money with home intercoms, sell your ideas to magazines, earn money with your tape recorder.

YOUR CAREER IN ELECTRONICS is now on sale.

Be sure to pick up your copy today at your favorite newsstand . . . only \$1.00



ZIFF-DAVIS PUBLISHING COMPANY, 434 S. Wabash Avenue, Chicago 5, Ill.

# LIVING SOUND STEREO


**SOUND REALISM at REALISTIC PRICES!**



## ST-11 AM-FM STEREO TUNER

Here, for the first time, is an AM-FM STEREO Tuner within the reach of every audiophile. Unmatched by units costing twice the price, the ST-11 is two distinct receivers in one, featuring "Miracle Ear" sensitivity and design for which Arkay is noted. Variable AFC. Single front panel switch controls AM, FM or STEREO Selection. Tuning Range: 88 to 108 mc; Sens.: 4 uV. for 20 db. quieting (S/N); Bandwidth: 200 kc, 6 db. down; Image Rejection: 30 db. minimum; Frequency Response: -.5 db. 20 to 20,000 cps; Wired and tested..... \$74.50  
**SAVE! Easy-to-build-kit..... \$49.95**

## SP-6 DUAL CHANNEL CONTROL CENTER



The SP-6 is a completely self powered sensitive dual pre-amp with dual inputs and outputs. Engineered to fit your requirements today, as well as tomorrow, the SP-6 provides unparalleled flexibility. Output of both amps is individually adjusted by one control, reverse position, hi lo filters, etc. Frequency Response 20 to 30,000 CPS  $\pm 1/2$  DB. 1 M Distortion-less than 1/4%. Input level adjustments (4). Wired and tested..... \$62.95  
**SAVE! Easy-to-build-kit..... \$39.95**

16 page illustrated catalogue giving complete details and specifications of Radio, Hi-Fi, & Stereo equipment. See your dealer for your free copy.

**FREE!**

*arkay*

Dept. PE-11

120 CEDAR STREET NEW YORK 6

## Motorola, RCA, GE & Link Reconditioned Commercial FM Communications Equipment

30 to 50 MC—152-172 MC 450 to 470. Meeting all FCC License req. for taxi, police, fire, construction, etc. \$139 & up.

Motorola & GE for double conversion receiver..... \$55

## COMMUNICATIONS ASSOCIATES

165A Norfolk St. Dorchester, Massachusetts

# The TRUTH About RADIO-TV-ELECTRONICS



**FREE**

**FREE BOOK** tells history—future of electronics industry; lists typical positions; shows men on-the-job; explains training needed for careers in Servicing, Broadcasting, Engineering Technology, etc.; facts about spare time training at home and residential courses; tells how you can earn Diploma or Associate Degree quickly. Clip and mail this ad TODAY—No Obligation!

**ELECTRONICS DIVISION—Central Technical Institute**  
 Dept. A-118 1644 Wyandotte, Kansas City 8, Mo.

Name (PRINT).....

Address.....

City..... State.....

Age..... Korean Vet?..... County.....

126

## Breaking the Language Barrier

(Continued from page 60)

other linguistic tasks. For example, the IBM-705 has played an important role in helping unravel the mysteries of the recently discovered Dead Sea Scrolls.

By transposing prose into a series of mathematical relationships, the computer is making it possible to reconstruct the words originally written in the mutilated sections of the Scrolls. The "705" analyzes the words preceding and following each gap. Thousands of words are then electronically scanned until the computer finds one that most nearly fits into the context.

Under the direction of Father Robert Busa at the Literary Data Processing Center of the Jesuit College of the Aloisianum in Gallarate, Italy, the machine was assigned the vital task of preparing an index of the Dead Sea Scrolls.

A card was punched for each of the almost 3000 words, indicating its exact location and its distinguishing features. The entire set of cards was then sent to New York where the data was converted to two reels of magnetic tape by the IBM computer in approximately two hours. Then the final alphabetical summary lists were printed in Hebrew by the printing unit of the "705" at the rate of 150 lines a minute.


Thanks to the index prepared in record time by the computer, Biblical scholars like Dr. James Muilenburg of the Union Theological Seminary are able to bring acceptable interpretations of the controversial Scrolls much closer.

**New Horizons.** Data-processing machines, applied to the tasks of information retrieval in such areas as legal, scientific and scholarly research, are saving hundreds of thousands of man-hours, and what is perhaps more important, are reducing the time lags in information processing which might conceivably be dangerous to national survival.

The field of language engineering, still in its infancy, is opening new horizons for knowledge. It has already proved that it can help man cope not only with the written records of the past but also with the staggering volume of technological and intellectual data now being produced in so many lands and languages. Perhaps the time will come when department stores will retail economy-size portable translators for world travelers.


-30-

**Hi-Fi Highlights**  
(Continued from page 87)



55

**55** Stereo power amplifier has twin level controls. Metered output and balancing on both channels. Grommes.



56

**56** Dual 20-watt power amplifiers and preamps on a single chassis. Scott Model 299 has stereo balance control, loudness control, and phase reverse switch.

**POPULAR ELECTRONICS**

P. O. Box 1873  
CHURCH STREET STATION  
New York 8, N. Y.

Please send me additional information concerning the products whose code numbers I have circled.

48      49      50      51      52  
53      54      55      56

TOTAL NUMBER OF REQUESTS

NAME .....

ADDRESS .....

CITY..... ZONE.... STATE.....



Leo says: Choose from **3**

**"More Watt per Dollar"**

**RIGS for the NOVICE!**

Examine these Highlights, then send for Complete Brochure!

**the Globe Chief 90A Kit**

**90** Watts CW

\$6.00 Down  
\$5.00 per mo.  
or  
\$59.95 Net



Bandswitching 10-160M. Compact, well-filtered with built-in power supply. Pi-Net 52-600 ohms. Modified Grid-Block keying. Provisions for VFO input. Can be converted to fone. 8x14x9".

Wired: \$74.50; \$7.45 down, \$6.15 per mo.

**the Globe Scout 680A Kit**

**65** Watts CW

**50** Watts Fone  
\$10.00 Down  
\$8.25 per mo.  
or  
\$99.95 Net




Plate modulated. Bandswitching. 6-80M. Self-contained with built-in power supply. High level modulation. Pi-Net 10-80M: Link-Coupled on 6M. New wide shielded meter. TVI-protected. 8x9x14".


Wired: \$119.95; \$12.00 down, \$9.90 per mo.

**100** Watts DSB (Sideband) (P.E.P.) Suppressed Carrier

**50** Watts CW  
**40** Watts AM

\$12.00 Down  
\$9.90 per mo.  
or  
\$119.95 Net

**the Sidebender DSB-100 Kit**



Go CW now; AM or Sideband later. Continuous coverage 3-9mc & 12-30mc. Negative inverse feedback improves freq. response & Modulator linearity. Speech clipping & filtering for min. band width. Straight thru operation with 3-stage RF section. Suppression 45 db or better.

Wired: \$139.95; \$14.00 down, \$11.55 per mo.

**WE BOAST THE LARGEST . . .**

RECONDITIONED EQUIPMENT FACILITIES IN THE WORLD! OVER 800 ITEMS MONTHLY. SEND FOR LATE LISTINGS.

**FREE 1959 CATALOG**

Hundreds of late items for the ham, hi-fi fan, serviceman-dealer & experimenter. Hurry!



Please send  
 catalog  
 Recond. Eqt.  
 Listings and  
 Brochure on  
Globe Products

PE-11

NAME: \_\_\_\_\_

ADDRESS: \_\_\_\_\_

CITY & STATE: \_\_\_\_\_

LEARN  
**RADAR MICROWAVES**  
**COMPUTERS**  
**TRANSMITTERS**  
**CODE • TV • RADIO**

Phila. Wireless Technical Institute  
 1533 Pine St. Philadelphia 2, Penna.  
 A Non-Profit Corp. Founded in 1908  
 Write for free Catalog to Dept. P-1158



**41 SPECIAL TWIST \$2.00**  
**DRILLS Ppd.**


Genuine Carbon Tool Steel Hardened  
**BRAND-NEW! Less than 5¢ Each**

**FOR HAND OR ELECTRIC DRILL:**  
**Hobbyists! Homeowners! Carpenters!**

Here's a terrific opportunity to get 41 brand-new carbon tool-steel twist drills for less than 5¢ each! Sells for up to \$6 in stores . . . but all 41 yours for only \$2 on this unusual offer. You get about 5 each of all most-used sizes from needle-sizes 1/16" up to and including 3/4". Use with hand and electric drills. Tempered cutting edges easily bite through steel, aluminum, iron wood or plastic. Each drill hardened and designed to give many drillings. Precision made! Imported! To insure getting yours via return mail . . . ORDER TODAY! Money back if not convinced this is one of the greatest drill values ever. Rush \$2 for each set ordered and we pay postage. If C.O.D. you pay postage.

**SCOTT MITCHELL HOUSE, INC.**  
 Dept. SR-11, 415 So. Broadway Yonkers, N. Y.

**\$29.95 Puts You Into Profit-Making TUBE TESTING BUSINESS**  
 Producing Big Profits in Spare Time



Fully  
 guaranteed.

ATLAS, the only **QUALITY** tube tester with "Memory Bank" that guarantees non-obsolescence! Beautifully designed, amazingly low-priced, **SIMPLE** to operate. Features 3 sliding partitioned storage drawers, durable blue and gray finish, illuminated multi-color display sign & brushed chrome panel. All new precision components. **FREE!** Complete field-tested sales program & advertising display material. Send \$29.95 - pay balance in 4 easy payments. Freight prepaid on orders enclosing full payment, \$129.95. Enclose \$29.95 on C.O.D. orders.

**ELECTRONIC ENTERPRISES**  
 1 E. Main St., Dept. 10, Bayshore, L. I., N. Y.



**EXACT REPLICA**  
**U. S. ARMY**  
**GRENADE**

**\$1.98**

Get a real bang when you toss this replica of an Army grenade. Startle ex-G.I.'s. Explosives automatically 4-seconds after pulling pin as it strikes ground. Can't break. Heavy gauge steel firing mechanism. Uses standard caps. Can be exploded over and over. Comes complete with instructions. Send \$1.98 plus 25¢ shipping charge—cash, check or money order to: Standard American Suppliers, Inc. Grenade Dept. PE-11, One Park Avenue, New York 16, N. Y.

**Transistor Topics**

(Continued from page 84)

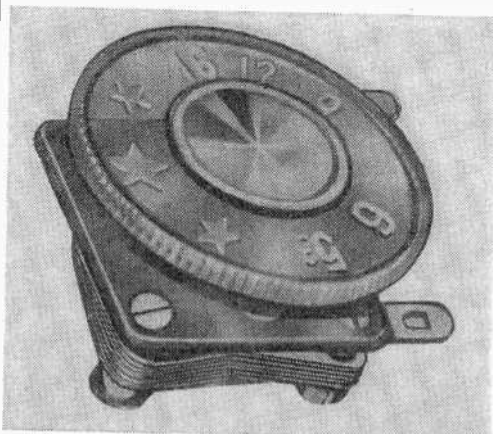
former's secondary winding is not used. The common emitter circuit configuration is employed in both stages.

Performance-wise, Paul's two-transistor receiver should have better sensitivity and much better selectivity than simpler two- and three-transistor sets, but its performance will not, of course, equal that of superhets containing four or more transistors. If sensitive earphones are used, the receiver should provide satisfactory reception of strong local broadcast stations using only its built-in antenna. For more distant . . . or weaker . . . stations, an external antenna should be connected to L1.

**Oops!!!** In our June column, we featured the circuit of a transistorized short-wave receiver submitted by reader Tom Keifer. The receiver used a type "1N876" diode. Although there are more than 2500 different types of diodes, the "1N876" is not an available type . . . as a result, we have been literally swamped with letters and postcards from readers who have tried, quite unsuccessfully, to obtain this component.

Actually, any standard diode can be used in this circuit. Popular types such as the 1N34A, CK705 or 1N68 will give good results. As a general rule, any standard diode can be used as a detector in broadcast-band or short-wave receivers. Special-purpose diode types are needed only as u.h.f. mixers or in special-purpose, computer, industrial control, and military applications.

**Low-Cost Power Transistor.** Motorola (Semiconductor Div., Phoenix, Arizona)



**Inexpensive 365- $\mu$ fd.** subminiature variable capacitor which has been introduced by Lafayette Radio.

Always say you saw it in—**POPULAR ELECTRONICS**



has introduced a low-cost power transistor which should be of real interest to experimenters, hams, and gadgeteers. With a maximum collector current rating of 3 amperes and a maximum collector dissipation (at 25°C) of 45 watts, this unit, Type No. 2N554, nets at only \$1.35.

A "2N554 Applications Bulletin" (a six-page folder) has been issued which includes complete circuits and parts values for nine interesting projects, including battery chargers, power supplies, model controls, audio amplifiers, a Geiger counter, and an electronic organ. Two of the circuits featured in the new booklet are given in Figs. 2 and 3 on page 84.

Figure 2 shows a single-ended class A audio power amplifier. This unit is capable of delivering two watts with 7% (or less) distortion. Power gain is approximately 34 db. D.c. power requirements are 12 volts at ½ ampere.

A useful d.c.-to-d.c. converter circuit is shown in Fig. 3. This converter may be used as an efficient B supply for small mobile transmitters, modulators, or receivers. It can be driven with either a 6- or 12-volt supply. With 6 volts input, the con-

verter requires approximately 1.5 amps., and delivers 125 d.c. volts at, approximately, 60 ma. With 12 volts input, supply current remains at 1.5 amps., but the unit supplies 250 volts at 60 ma. The two 2N554 power transistors serve as a push-pull oscillator. The resulting a.c. is stepped up by the power transformer, and then rectified by a full-wave bridge and filtered by a conventional pi-type LC filter network.

**Product News.** There are a number of interesting transistor items in Lafayette Radio's new catalog including a transistor receiver kit which uses rechargeable batteries and a separate sun battery. Among the new components is a 59¢ sub-miniature tuning capacitor, variable from 10 to 365  $\mu$ fd.

The Semiconductor Products Division of General Electric Co. has issued the Third Edition of its *Transistor Manual*. Selling for one dollar, this book is chock-full of practical transistor circuits, design information, transistor specifications and other valuable data.

That's the story for now, fellows. See you next month. . . .

Lou

Get This Valuable Book

**FREE**



Yes, you get our big Diagrams book, FREE! It's like a road-map that shows you the way to easier Radio-TV repair. Needed by every serviceman. Complete 11x22" Schematic Diagrams on many Radio and TV sets help cut servicing time. Includes simple instructions on how to use diagrams and picture patterns. This book is yours FREE for asking to see Coyne's great new 7-book set, "Applied Practical Radio-Television!"

**AT LAST! MONEY-MAKING "KNOW-HOW" ON TRANSISTORS, COLOR TV AND SERVICING**

Coyne's great 7-volume set gives you all the answers to servicing problems—quickly! For basic "know-how" that's easy to understand you'll find everything you want in Volumes 1 to 5 on over 5000 practical facts and data. Every step from fundamentals to installing, servicing and trouble-shooting all types of radio and TV sets. So up-to-date it includes the latest on COLOR TV and UHF. All this plus Volume 7—**TRANSISTOR CIRCUITS**—the most complete book ever published on the applications of transistors in electronics. New! Set has colorful design, washable covers.

EXTRA! 868 Page TV Encyclopedia Included! For speedy, on-the-job use, you also get Volume 6—famous Coyne CYCLOPEDIA. Answers problems on servicing, alignment, installation, etc., in easy ABC order. Use this 7-volume TV-RADIO LIBRARY FREE for 7 days; get the Servicing Book FREE!

**FREE!**  
5 YEARS OF VALUABLE SUPPLEMENTS



With your set you also get Coyne's annual Supplement Service FREE for 5 years. Keeps your set up-to-date on everything that will be new in radio, television, electronics and electricity.

Just For Examining COYNE'S New Set  
*"Applied Practical Radio-Television"*  
on 7 DAY FREE TRIAL!

**NOW!**  
**7 BIG BOOKS**  
IN ONE GREAT SET!



**SEND NO MONEY!**

Just mail coupon for 7-volume set on 7 days free trial. We'll include book of 150 TV-Radio Patterns & Diagrams. If you keep the set, pay \$3 in 7 days and \$3 per month until \$27.25 plus postage is paid. (Cash price, only \$24.95). Or you can return the library at our expense in 7 days and owe nothing. YOU BE THE JUDGE. Either way, the book of TV-Radio Patterns is yours FREE to keep! Offer is limited. Act NOW!

**FREE BOOK—FREE TRIAL COUPON!**

Educational Book Publishing Division  
COYNE ELECTRICAL SCHOOL, Dept. BB-PE  
500 S. Paulina St., Chicago 12, Ill.

YES! Send 7-Volume "Applied Practical Radio-Television" for 7 days FREE TRIAL per your offer. Include TV-Radio Patterns & Diagram Book FREE.

Name ..... Age .....

Address .....

City ..... Zone ..... State .....

Where Employed .....

Check here if you want library sent C.O.D. You pay postman \$24.95 plus C.O.D. postage on delivery. 7-day money-back guarantee.

Educational Book Publishing Division  
**COYNE** ELECTRICAL SCHOOL  
500 S. Paulina St., Dept. BB-PE Chicago 12, Ill.

## Among the Novice Hams

(Continued from page 89)

the coupling capacitor\*, which also serves to block the high d.c. plate voltage from the grid. Further amplification of the signal takes place in the second tube. The grid resistor of the second tube, which usually has a resistance of about 500,000 ohms, completes the circuit from grid to ground.

The output of the second tube may be fed to another stage for further amplification or to a loudspeaker or similar device through a suitable matching transformer.

**Cathode Biasing.** Going back a bit, the signal currents flowing through the cathode resistors would produce an audio-frequency voltage across them if it were not for the cathode bypass capacitor across each of them. These capacitors provide an easy path for the a.c. audio signal around the resistors, leaving only the direct current to flow through the resistors. If the bypass capacitors were omitted, the amplifier would still work, but its ability to amplify signals would be reduced.

The plate supply bypass (or decoupling) capacitor returns the audio signal appearing at the bottom of the plate resistor directly to ground instead of forcing it to take the long path through the power supply which is common to both tubes. This eliminates possible interaction between the two stages which might cause the amplifier to squeal or motorboat.

Both resistance coupling and cathode biasing can be used only in amplifiers where the average plate current does not vary with signal.

**Class A Power Amplifier.** Two power amplifier tubes can be connected either in parallel or in push-pull class A. For parallel operation, the corresponding elements of the tubes are connected together, and the combination is operated as if it were a single tube.

Figure 2 shows a transformer-coupled push-pull audio amplifier. Battery bias is used for discussion, although cathode bias is equally suitable for class A amplification and is usual in practice.

In operation, the input signal is applied to the primary of the input transformer and is inductively coupled to the center-tapped secondary winding. Because of the center

\*Capacitor is the technically correct term, but condenser is also used in the exam questions.

## NOW! HEAR ALL THE WORLDS



With the amazing, all-new, **SATELLITE RADIO KIT!** Yes, this newest approach to electronic kits brings you, for the first time, truly exciting adventures. . . . Covers space satellite frequencies ("Tunes the Moons") plus four foreign shortwave bands, three amateur bands, ships at sea, aircraft in flight, ship to shore, air to ground, and code signals. Pulls in news, music and other such interesting programs from London, Paris, Moscow, Tokyo, Melbourne, and others!

It's a real beginners delight, too. . . . **NO wiring, NO soldering, NO drilling.** . . . A screwdriver is the only tool needed. . . . just mount the parts easily and quickly as shown in the simple, illustrated, step-by-step instructions. Advanced printed circuitry saves you time and money. . . . No messy, insecure clips. . . . once assembled it stays assembled. Special features such as the regular dial for tuning and an unusual, supersensitive circuit makes this kit simple, trouble-free and easily adjusted.


The **SATELLITE RADIO KIT** is now available for immediate delivery complete with all parts, earphone, tube and aerial, less batteries, postpaid anywhere in the U.S.A. for only \$8.95. . . . What an ideal gift for YOUR "special someone" (guaranteed to please ages 6 thru 60) . . . **ORDER TODAY!** Send Cash, Check or Money Order direct to:

### EVERBEST DISTRIBUTORS

301 South Potomac Street, Hagerstown, Maryland

## "TI-NEE" BATTERYLESS TUBELESS LIFETIME RADIO

"TI-NEE" RADIO IS GUARANTEED TO WORK FOR YOUR LIFETIME! USES NO TUBES, BATTERIES OR ELECTRICAL PLUGS-IN. Never runs down! SMALLER THAN A PACK OF CIGARETTES! RECEIVES LOCAL RADIO STATIONS MOST ANYTIME, ANYWHERE WITHOUT EXTRA ANTENNA. Uses semiconductor crystal diode—Hi-Q Tuner. Beautiful black gold plastic cabinet. Built-in Speakerphone.  
**SEND ONLY \$2.00** (bill, ck. mo) and pay postman \$4.99 COD on arrival or send \$6.99 for postpaid delivery. BENT COMPLETE, READY TO LISTEN—NOTHING EXTRA TO BUY EVER! (Extra long distance Aerial kit included free for stations up to 1000 miles away.) Available only from:  
**MIDWAY COMPANY, Dept. GPL-11, Kearney, Nebraska**



## BE IN BUSINESS FOR YOURSELF!

### Repair Radio and TV Loudspeaker Systems

Two Hundred and Fifty Dollars (\$250.00) will enable you to completely set up a Radio and TV Speaker Repair Service. Our company, after many years of research, manufacturing, and distribution of parts for the repairing of speaker systems, has developed a complete program for the potential speaker repairman. Our program includes all necessary equipment, parts, and instructions that will open the door of your own business. . . . Write today for further information on owning your own Speaker Repair Business. . . .

### WESTERN ELECTRONICS COMPANY

10551 W. 41st Ave. Wheatridge, Colorado

## ENGINEERING DEGREES

E.E. Option Electronics or Power

Earned Through HOME STUDY or Residence Work

5719-W Santa Monica Blvd.  
HOLLYWOOD 38, CALIFORNIA

Colleges of Engineering, Physics, and Business Administration.



tap, when a "positive-going" signal is applied to one grid, a "negative-going" signal is applied to the other. Consequently, the instantaneous plate current of the first tube increases, and that of the second one decreases, with the action reversing on each half cycle of the input signal.

These instantaneous plate currents combine in the center-tapped primary of the output transformer and are then inductively coupled to its secondary winding, which feeds the load circuit, whatever it might happen to be.

One advantage of push-pull operation of an audio-frequency amplifier is that it tends to cancel out even harmonic distortion in the output signal (all tubes produce some distortion); therefore, compared to single-ended operation, distortion is slightly less for the same power output.

A class A power amplifier has a plate-circuit efficiency of about 25%. In practical amplifiers, it requires about four watts of d.c. power for each watt of output signal. This is obtained only when power output is maximum. When a class A amplifier is not delivering an output signal, its entire plate power input is dissipated as heat. This low

efficiency becomes an important factor in high-power installations, because of the size of the tubes required.

**Class B Amplifiers.** Referring to Fig. 2, suppose we increase the grid bias until the no-signal plate current is reduced almost to zero. Then, if we apply a signal to the grid circuit, the grid receiving the positive-going signal will cause the tube's plate current to increase in step with the grid signal.

However, the plate current of the tube receiving the negative-going portion of the signal cannot be decreased appreciably, because it is already almost zero. On the next half cycle of the exciting signal, the plate current of the second tube increases while that of the first one rests.

As a result, one tube delivers a signal to the output transformer on one half cycle, and the other tube delivers a signal to it on the opposite half cycle. The two half cycles combine in the transformer primary to reproduce a replica of the original grid signal.

In technical language, the output waveform of the signal from a Class B amplifier is a replica of the positive half of the input signal. Thus, it requires two tubes in push-

# WHEN DISASTER STRIKES...

**LIVES AND PROPERTY SAVED BY AMATEUR OPERATORS!**

**TORNADO-EXPLOSION  
- FLOOD-HURRICANE -**

WE INTERRUPT THIS PROGRAM FOR A SPECIAL BULLETIN...

LOOKS AS IF OUR RADIO CLUB WILL BE NEEDED FOR ON-THE-SPOT COMMUNICATIONS...

HOW DO YOU LIKE MY VIKING "NAVIGATOR" WITH TIMED SEQUENCE KEYING?

BOY! IT'S REALLY SWELL! 40 WATTS INPUT--BUILT-IN VFO--TVI SUPPRESSED--IT'S EASY TO OPERATE AND PUTS OUT A SOLID SIGNAL!

WELL, NOW THAT YOU'VE OPERATED BOTH THE VIKING "ADVENTURER" AND "NAVIGATOR" TRANSMITTERS AT THE CLUB STATION--WHICH DO YOU LIKE BEST?

I'D RECOMMEND EITHER UNIT, THEY'RE BOTH AVAILABLE IN EASY-TO-BUILD KITS -- BOTH PRODUCE A CLEAN CW NOTE -- AND THEY'RE PRICED RIGHT, TOO!

LATER

OUR COMMUNITY WANTS TO THANK YOU AND YOUR FELLOW AMATEUR OPERATORS FOR A JOB WELL DONE..

**CIVIL DEFENSE C**

THANK YOU FOR THE PUBLIC SERVICE AWARD--BUT WE CAN'T TAKE ALL THE CREDIT. OUR VIKING TRANSMITTERS REALLY STOOD UP UNDER SEVERE CONDITIONS, PROVIDING US WITH CONTINUOUS AND RELIABLE COMMUNICATIONS!

**"ADVENTURER"** 240-181-1..Kit...\$54.95 Net

**"NAVIGATOR"** 240-126-1..Kit...\$149.50 Net

240-126-2..Wired...\$199.50 Net

**MAIL TODAY FOR YOUR FREE CATALOG**

**E. F. JOHNSON COMPANY**  
3030 Second Ave., S.W., Waseca, Minnesota

• Please send me a copy of your most recent amateur catalog.  
(Please Print)

Name \_\_\_\_\_


Address \_\_\_\_\_

City \_\_\_\_\_ State \_\_\_\_\_

# Grommes Little Genie HIGH FIDELITY KITS

• LAYER BUILT • COLOR GUIDE

"So simple . . . it's like magic"



20PG8-K

Before you build another kit, see this new method of kit assembly. Each kit complete with all parts and instructions.

- 20PG8-K 20 Watt Amplifier with built-in pre-amplifier and all controls. Net 59.50
- LJ-6K 10 Watt Amplifier (Little Jewel). Has built-in preamplifier and record compensator on phono channel. Net 24.95
- 207A-K Hi-Fi Preamplifier (Self-Powered). Feedback circuit with 10 controls. Net 44.50
- 250-K 60 Watt Basic Hi-Fi Amplifier. For use with a preamplifier (such as 207A-K). Net 79.50

Grommes—Div. of Precision Electronics, Inc.  
Dept. P-11, 9101 King St., Franklin Park, Ill.

Name of Dealer \_\_\_\_\_  
 Send complete Kit details.  Kit  
 Check or M.O. enclosed  C.O.D. \$5 enclosed

Name \_\_\_\_\_  
 Address \_\_\_\_\_  
 City \_\_\_\_\_ Zone \_\_\_\_\_ State \_\_\_\_\_



## LOOK GOV'T SURPLUS

BUY DIRECT from U. S. Government. Jeeps, trucks, fork-lifts, tents, tools, machinery, compressors, gear reducers, motors, typewriters, hydraulics, tires, camping equipment and 1000's of other high-quality useful items that sell as low as 1, 2 or 3% of the original low Gov't cost! Send \$1.00 today for complete instructions and list of depots to:

**AVIATION SURPLUS CENTER**

Dept. W-3, Box 789, York, Pa.

## ELECTRIC WELD - BRAZE & CUT

REPAIR MOST EVERYTHING MADE OF METAL

Home Appliances, Auto parts, Farm-garden equip-



ment, toys. Make and repair playground equipment, lawn chairs, tables, ornamental iron work gates, wagons, etc. Solder, heat, bend, and straighten, with terrific heat from arc torch. Cut and weld up to 1/4" steel plate. A million uses for home, auto, farm, inventors, factories, etc. Works from any home 110 volt plug-in. Complete Solder, flux, and complete Welding Instruction Book. Attractive—portable—efficient—durable—1 year guarantee. Wt. only 8 lbs.

**SEND ONLY \$3.00** (cash, ck, mo.) and pay postman \$9.95 plus COD postage on arrival or send \$12.95 and we will send postpaid. Ideal gift for mechanically minded home owners, relatives, friends. Order now for early delivery. Available only from:  
**MIDWAY WELDER** Dept. DPL-11 Kearney, Nebraska

pull to reproduce both halves of the input signal, unlike the class A amplifier which can be single-ended (using one tube).

Because the plate current of a push-pull, class B audio amplifier is low with no signal, the tubes won't cook without drive voltage. Also, by driving the amplifier from a source capable of supplying some audio power without distortion, the grids can be driven as far positive as will continue to increase the plate current linearly. This will give maximum output from the amplifier, but the grids will draw current on excitation peaks. This current must be furnished by the preceding amplifier stage.

The theoretical efficiency of a class B amplifier is more than 50%. Combined with the fact that the tubes get a chance to cool off when not delivering maximum power, this permits a pair of tubes to deliver five or six times as much power as class B amplifiers as they can deliver as class A amplifiers. Class B audio amplifiers are frequently used as modulators in amateur and commercial transmitters and other high-power audio installations.

Our next episode on vacuum tubes will cover radio-frequency amplifiers, class C operation, and multi-grid tubes.

### News and Views


**Rus, K9LXV**, worked 27 states on one frequency in the 40-meter Novice band in his 83-day Novice career, using a "souped up" Johnson Adventurer transmitter and two receivers—a surplus ARC-5 and an old Howard 430. Rus will make a schedule with anyone wishing one and offers to help prospective amateurs get their licenses . . . **Paul, KN8III/K8III**, has just received his Technician Class license. So far, as a Novice, he has worked the 48 states, with 42 confirmed. He is waiting for cards from South America and Africa, so that he can apply for a WAC (Worked All Continents) certificate. KN8III uses a WRL Globe Chief transmitter at 75 watts input feeding a dipole on 40 meters and a three-element beam on 15 meters. He receives with a Hallicrafters S-85.

**Jake, W6GCU**, now has his General after about 150 contacts as a Novice. He spends most of his time on 40 meters and makes an occasional sortie to 15 meters. Jake uses an Adventurer transmitter and a Hammarlund HQ-110 receiver. Since getting his General, he has added a Knight VFO to his equipment. Jake also offers to help prospective hams get their licenses . . . **Ray, KN4UQA**, has made over 200 contacts in 31 states (all confirmed) with his Knight 50-watt transmitter feeding a 15' high, 40-meter dipole. He receives with a Hallicrafters S38-E.

**George, KN9KYS**, hopes the "N" is gone from his call letters by the time you read this. Operating on 40 and 15 meters with a Knight

Always say you saw it in—POPULAR ELECTRONICS

# save on hi-fi, ham radio, other electronics devices by using easy-to-assemble kits!



## New ELECTRONICS KITS Guide and Directory Now on Sale!

There's lots of fun and satisfaction—as well as big savings—in building electronics devices from kits. And now, for the first time, you can get a publication that tells you all you need to know about putting together your own hi-fi set, electronics laboratory, short-wave receiver, electronics accessories for car and boat, photoelectric eyes, pocket radios—dozens of practical, enjoyable electronics devices.

Whether you're an old hand at kit construction or have never used a soldering iron, you'll find this 160-page guide to **ELECTRONICS KITS** a windfall of valuable information. Edited by the Ziff-Davis Electronics Division, this new Annual contains 30 construction articles and 640 illustrations. *In addition, it has the world's only directory of electronics kits, including specifications, prices and manufacturers' names.*

### PLUS:

- KIT BUILDERS GUIDE**—Why build kits? What tools you should have, contents of a typical kit.
- FOR YOUR HI-FI**—Assembling your kit-built hi-fi. Construction kits for typical hi-fi tuner. Integrated amplifier. Preamplifier. Power amplifier. Speaker enclosure. Turntable and pickup arm.
- FOR YOUR SHOP**—What type of test instruments should you buy? How to construct a vacuum tube voltmeter. A Multitester. R.F. Generator. Condenser Checker. Audio Generator. TV Sweep Generator. Tube Tester.
- KITS FOR THE HAM**—How to build an All-Band Receiver. Variable Frequency Oscillator. Grid Dip Meter. CW Transmitter. Marker Generator. Modulator. CW and Phone Transmitter.
- KITS FOR THE HOME**—How to construct an Intercom System. Portable Radio. Burglar Alarm. Auto Ignition Analyzer. Games for children.

This big, new builder's guide and directory to **ELECTRONICS KITS** is now on sale. Be sure to pick up your copy today at your favorite newsstand or radio parts store—only \$1.00.

**ZIFF-DAVIS PUBLISHING CO., 434 South Wabash Avenue, Chicago 5, Illinois**

Coming to your city...

# RIGO HIGH FIDELITY MUSIC SHOWS

Featuring Exhibits and Displays  
of Hundreds of High Fidelity Products  
**1958**

**OMAHA  
SEATTLE**

NOV. 7, 8, 9  
PAXTON HOTEL  
NOV. 21, 22, 23  
New Washington Hotel

**1959**

**MINNEAPOLIS**

JAN. 16, 17, 18  
LEAMINGTON HOTEL

**DENVER**

MARCH 6, 7, 8  
COSMOPOLITAN HOTEL

**BALTIMORE**

MARCH 20, 21, 22  
LORD BALTIMORE HOTEL

**PITTSBURGH**

APRIL 3, 4, 5  
PENN-SHERATON HOTEL

**BUFFALO**

APRIL 10, 11, 12  
STATLER HOTEL

**ADMISSION 75¢**

**RIGO ENTERPRISES, INC.**

500 No. Dearborn St.

Chicago 10, Illinois

transmitter running 60 watts and a Hallcrafters SX-99 receiver. George has made 283 contacts in 40 states and Puerto Rico in six months on the air. His antenna farm has sprouted a two-element 15-meter beam, a 40-meter dipole, a "beer-can" vertical, and a 300' "long wire" so far . . . **Frank, W1WJY**, offers to schedule any of the gang needing a Rhode Island QSL card. He runs 65 watts on the usual c.w. bands, and he will keep trying until the contact is made, even if it takes three months . . . **Keith, KN2RXI**, has been on the air for three months with his "Sandwich Box" transmitter (March, 1956, POPULAR ELECTRONICS) running nine watts and

## Citizens Radio Service

Effective September 11, 1958, the Federal Communications Commission reallocated the 26.96-27.23 mc. (11-meter) band from the amateur service to the Citizens Radio Service. A class C citizens license is available for radio control of model aeroplanes and similar applications to any citizen at least 12 years old. A class D license, available to citizens at least 18 years old, authorizes radiophone operation. Maximum power, with one minor exception, is 5 watts for either license. Concurrently, several modifications in the regulations governing the 460-mc. Citizens band were made.

Form 505, available from FCC, Washington 25, D. C., or regional offices, is used to apply for a Citizens Radio Service license. Part 19 of the Commission rules, containing the appropriate rules, will be available shortly in pamphlet form from The Superintendent of Documents, Government Printing Office, Washington 25, D. C., for a nominal fee.

feeding a 40-meter dipole antenna, abetted by a Hallicrafters S-20R receiver which sports a Q-Multiplier. Keith has made 50 contacts and has a 60% QSL return.

**Joe, KN5QJR**, also uses a "Sandwich Box." In two months, he has made over 100 contacts in 17 states. Six of the states and 25 of the contacts were on Field Day under the call of KN5QFL/5, using a borrowed 300-watt emergency power generator. "No thrill like a Field Day," says Joe. Joe was 19th in the Boy's Life Listening Contest this year, and he has heard hams in over 150 countries in one year of SWL'ing . . . **Byron G. Wels** wishes to thank the many, many fellows who have volunteered to teach him code and help him get his license since his name appeared in the "Help Wanted" column. However, Byron happens to be K2AVB, a very fine technical writer—among his works is a book on ham radio—and he teaches ham radio in the Levittown, N. Y., Adult Education program. Some of the operators who wanted to help were graduates of his classes! I wonder if all the fellows who went out of their way to try and help him thought the joke was as funny as the fellows who submitted Byron's name to the column in the first place.

**Willi, K2TSW**, suggests that Novices do not depend too much on claims like "transmitter X worked all continents, transmitter Y

# W2HSU

**CALL PLATES — CUSTOM MADE TO YOUR ORDER.** Show your Call Letters proudly in a bold new, distinctive style plate. Silver anodized aluminum cast letters—Giant size 3½" high—Three dimensional effect. Permanently mounted on jet black enamelled background. Overall size 4½"x16". Hang in your shack or on your car. Immediate delivery. Only \$5.95 ppd. Satisfaction guaranteed.

**CRAFTSMAN • 285 Jay St. • Brooklyn 1, N. Y. • MA 5-3344**

## METERS

We repair and sell all makes and models of meters and multi-meters. Prompt quotation with no obligation.

Reconditioned G.E. 6" Square meters. All ranges between 10 DC Ma. and 50 DC Amperes. 1 and 500 DC Volts. Special ranges available. All guaranteed. \$9.49 each FOB Bluffton.

**SERVICES:** Construction and repair of all makes kits; imported and surplus equipment converted & repaired. We make Precision resistors, shunts, power supplies and other special equipment.

Write for information. No obligation. Prompt replies.  
**BIGELOW ELECTRONICS P. O. Box 1 Bluffton, Ohio**



Hi-Fi Amplifier Kit \$28.50

Hi-Fi AM-FM Tuner Kit \$28.95\*

And they have the finest features and specs. Fully illustrated step-by-step 28-page manual makes assembly a snap! **WRITE FOR FREE CATALOG!** \* 10¢ for new Federal Tax.

317 Church Street

QUALITY ELECTRONICS

Dept. P-11

New York 13, N. Y.

worked 100 stations, and transmitter Z worked miracles." The statements are all probably true, but Willi points out that it is usually the antenna that makes the difference. Willi runs 85 watts to a Globe Chief, plate-modulated, to feed a 40-meter folded dipole antenna, and he receives on an RME-4350A receiver. He has worked all states, all continents, and 28 countries, all on phone . . .

**Joe, KNØMPL**, operates 80, 40, and 15 meters. His favorite is 15 meters. He uses a WRL Globe Chief 90-A transmitter to feed a 15-meter folded dipole antenna, which he uses as a random-length antenna on 80 and 40 meters. Joe receives with a Hallicrafters S-38D, to which he has added a Heathkit Q-Multiplier and an antenna coupler (POPULAR ELECTRONICS, November, 1957) with improved results. In three months on the air, KNØMPL's record is 150 contacts in 30 states, 28 confirmed. Joe has passed his General Class examination and offers to help prospective amateurs obtain their licenses. He also reports that the St. Paul, Minn., Radio Club meets the first Friday of each month at Navy Island and offers Novice code and theory classes.

**Bill, K4RDY**, worked 28 states as a Novice on 80 meters. He uses a home-brew transmitter running 60 watts to a 6146 and receives on a Heathkit AR-3 reinforced with a Q-Multiplier . . . **Mike, K4PPK**, was a Novice for 11 months, working all states and seven countries in that time. He adds to the interference with a Heathkit DX-35 and listens to it with a Hallicrafters SX-99 receiver. Although now a General, Mike still likes to rag-chew with Novices and offers to help prospective amateurs . . . **Ron, KN8HSP**, has worked 42 states on 80 meters using a Heathkit AT-1, a 135' end-fed antenna, and a BC-348 receiver . . . **Bill, KN5QXF**, has made 53 contacts in 10 states as a Novice using his Globe Chief 90-A transmitter and two receivers—a National NC-46 and a surplus BC-342N. Bill is a member of the Military Affiliate Radio System (MARS) with the call sign AAF5QXF.


*Contributors to News and Views:* **Russell A. Beard, K9LXV**, R.R. #2, Mt. Carmel, Ill.; **Paul D. Wolfe, KN8III**, Route 87, Novelty, Ohio; **Jacob Jacobs, W6GCU**, 3019 El Monte Ave., Oakland 5, Calif.; **Ray Linnville, KN4UQA**, 1106 E. Tunis St., Pensacola, Fla.; **George Charles, KN9KYS**, 6047 Kensington,



**Bob Riseman, KNIDEY**, of Chestnut Hill, Mass.

November, 1958

# INTRODUCING



Multi-Matched  
**HIGH FIDELITY**  
Speaker Systems

by **ISOPHON**

ISOPHON high fidelity speaker systems, made by one of the largest manufacturers of Hi-Fi equipment in Europe are now available for the first time in the U.S.A. These high-fidelity combinations have been in use in thousands of homes for many years.

#### Here are some outstanding features:

- The system consists of one 12" woofer, two high-frequency tweeters and the new folded horn compression speaker for mid-range response.
- For installation in enclosure; complete instructions are furnished to achieve utmost sound effects of speaker system and enclosure.
- Outstanding workmanship—all parts of Isophon speakers are made in Isophon plants to achieve greatest degree of quality and reliability.
- High efficiency; power handling capacity 25 watts.
- Smoothness over frequency range 30 to 16,000 cycles.
- Furnished with complete crossover network and matching transformer for wide range of impedances.
- Wide angle distribution of highs 110°; ideal for stereo
- Dimensions: 23 $\frac{3}{8}$ " high, 17 $\frac{1}{4}$ " wide, 7 $\frac{7}{8}$ " deep.

Various models to choose from — **\$83.30** and up

For name of nearest dealer write to:

**ISOPHON SPEAKER DIVISION**  
Arnhold Ceramics, Inc.

1 East 57th St., New York 22, N. Y.

## PELLET FIRING "45" CALIBRE AUTOMATIC

- MAGAZINE LOADING CLIP
- 15 MOVING PARTS • FIRES 8 ROUNDS
- FULLY AUTOMATIC

Automatic Full Size model of high powered "45" calibre, contains over 15 moving parts. Loads 8 complete rounds in magazine clip which snaps into hard butt like Army "45." Fires 8 bullet-like pellets. Automatic slide action.

TRY THE WORKING MECHANISM OF A "45"  
Comes to you disassembled with all the working parts of a "45." Assembles in a jiffy and full instructions are included plus full supply of pellets and magazine silhouette target. Money back guarantee. Send \$1.98 plus 25c shipping charge. (Add \$1.50 for leather hip holster optional.) Cash, check or money order to:

**BARGAIN (GUN) COMPANY**, Dept. PE-11  
ONE PARK AVENUE NEW YORK CITY

**\$ 1 98**

**EASIER  
FASTER  
BETTER!**



**KESTER SOLDER**

FREE: "Soldering Simplified"  
16-page booklet—Send for  
your copy today. For TV, Radio Soldering  
Everything Electrical  
**KESTER SOLDER COMPANY**  
4275 Wrightwood Avenue • Chicago 39, Illinois, U.S.A.

TV-RADIO SERVICEMEN, DEALERS, EXPERIMENTERS—here's  
a **DEPENDABLE** SOURCE of SUPPLY  
for RECEIVING TUBES



Nationally sold ZALYTRON  
Tubes are BRAND NEW Quality  
Tubes, priced low to help  
you meet competition in your  
area—and guaranteed to per-  
form as well and as long as  
tubes much higher priced. Why  
pay more? Try them once,  
you'll buy them always. Every  
tube we ship is covered by  
our Full Refund Guarantee.  
**YOU be the Judge!** Send  
today for new Price List "PE".

**ZALYTRON**

**TUBE CORP.**  
220 West 42nd St.,  
New York 36, N. Y.

**NEW MAGIC RADIO WALKIE TALKIE!**



**YOUR OWN POCKET SIZE RADIO STATION!**  
BROADCASTS TO ANY HOME OR CAR RADIO WITH-  
OUT WIRES OR HOOKUPS! Wt. only 5 oz. Size (1½x2½x  
1¼"). Built-in telescoping antenna. Powerful Transistor—  
sensitive microphone. Frequency selector, break-in switch!  
Runs for weeks on self-contained flashlight batteries. Du-  
rable plastic case. With this Radio Talkie you CAN TALK  
TO YOUR FRIENDS UP TO A BLOCK OR MORE  
AWAY! Talk up to 1 mile or more between two automo-  
biles! INSTANT OPERATIONS! Just push button to  
talk! No license needed. Uses inductive field magnetic  
radiation. Useful and real fun in a million ways.  
**GUARANTEED TO WORK. 1 YEAR SERVICE  
GUARANTEE.**  
SEND ONLY \$3.00. (cash, ck, mo) and pay post-  
man \$0.99 COD postage or send \$12.99 for prepaid  
delivery. COMPLETE READY TO OPERATE with  
instructions and hundreds of ways and tricks for broad-  
casts thru any radio you desire. Price may go up soon so  
get your NEW POWERFUL RADIO WALKIE TALKIE  
NOW. Available only from  
**WESTERN RADIO Dept. REL-11, KEARNEY, NEBR.**

**Unlimited opportunity in ENGINEERING OR COMMERCE**

BACH. SC. DEGREE IN 27 MONTHS in Mech., Civil, Elect. (Elec-  
tronics or Power major), Chem., Aero. Engineering. IN 36 MONTHS  
in Business Administration (Gen. Bus., Acctg., Motor Transport  
Mgt.). Capable students faster. Visit campus, see well-equipped  
labs. More professional class hours. Placement service. Prep courses.  
Approved for Vets. Enter Jan., March, June, Sept., Low Cost. Write  
Jean McCarthy, Dir. Adm., for catalog and book "Your Career in  
Engineering and Commerce."

→ at **TRI-STATE COLLEGE** 36118 Collage Ave. ←  
Angola, Indiana

**FAMOUS MAKE HI-FI 12 WATT AMPLIFIER**

Excellent For 2nd Amplifier For Stereo  
**6 MONTHS GUARANTEE!** **ONLY \$26.95**  
NOT A KIT!

Features: Full 12 watts output push-pull 6V65. Separate bass  
and treble tone controls. Output transformer tapped at 4, 8,  
and 16 ohms. Built-in pre-amplifier.

SEND FOR FREE CATALOG. WRITE DEPT. PE  
**CUTICK ELECTRONICS HI-FI RADIO AND PARTS**  
171 WASHINGTON ST. WO 2-5866 N. Y. 7, N. Y.

La Grange, Ill.; **Frank Heiss, W1WJY**, 112  
Maplewood Ave., Cranston 9, R. I.; **Keith B.  
MacAdam, KN2RXI**, 68 Hammond St., Roches-  
ter 15, N. Y.; **Joe Hester, KN5QJR**, 142 Bloss-  
som Dr., San Antonio, Texas; **Byron G. Wels,  
K2AVB**, 6 Timber Lane, Levittown, N. Y.;  
**Willi Kusche, Jr., K2TSW**, 53 West 87th St.,  
New York 24, N. Y., Tel.: TR 3-2954; **Joe  
Zwirn (18), KNØMPL**, 757 Armstrong Ave.,  
St. Paul 2, Minn.; **Bill Lee, K4RDY**, 805 Win-  
chester Ave., Middlesboro, Ky.; **Michael Lamb-  
din (16), K4PPK**, 1400 Exeter Ave., Middles-  
boro, Ky.; **Ron Snyder, KN8HSP**, 524 Rosedale,  
Detroit, Mich.; **Bill, KN5QXF**, Box 265, Shaw,  
Miss.

I hope to be hearing from you before next  
month. 73,

*Herb, W9EGQ*

**Short-Wave Report**

(Continued from page 85)

regulations which do not permit the con-  
tents of transmissions to be divulged by  
(or to) anyone not authorized. The FCC  
has a penalty for anyone who wilfully vi-  
olates this regulation.

Keep in mind that it is *not* against the  
law to listen to the telephone stations but  
that it is a definite violation to divulge to  
anyone anything that you hear while you  
are tuned to them. Other stations to which  
these regulations apply are those in the  
coastal services (ship-to-shore) which can  
be heard from 2500 to 2600 kc. and in the  
4000-kc. band.

**Current Reports**

The following is a resume of the latest re-  
ports received. All times shown are Eastern  
Standard, and the 24-hour system is used.  
Stations change frequencies and schedules  
with little or no advance notice, but all re-  
ports are correct at time of compilation. We  
hope you will understand if your report does  
not appear in this listing—we have more re-  
ports than we have space to put them.

**Algeria—R. Algeria** has been found at 1645  
with s/off in French on a new 11,715-kc.  
channel. (420)

**Argentina—LRA, R. Nacional**, Buenos Aires,  
9690 kc., has Eng. to eastern N.A. Monday  
through Friday at 2200-2300, and to western  
states at 0000-0100. Programs consist largely  
of news, music, and talks about the Argentine  
theater. (WS, 286)

**Australia—R. Australia**, Melbourne, fea-  
tures "My Song Goes 'Round The World" and  
"Australia Calling DX'ers" on Sundays at  
0715-0845 on 11,810 kc. This xmsn is usually  
well heard over most of the USA, particularly  
the eastern areas. (JC, RP)

**Belgian Congo—OTC**, Leopoldville, 9655 kc.,  
is usually excellent when relaying ORU, Brus-  
sels, on Sunday, Monday, Tuesday, Thursday  
and Friday at 1930-2000. It features good  
dancing and listening music, and frequent an-  
nouncements in English. (61, 104)



OTH, Leopoldville, 9210 kc., has been tuned at 0045 in the African Service beamed to the Belgian Congo and Urundi Urundi. (LM)

**Brazil**—What was formerly *Radio Nacional* now ID's as *Radio Nacional do Brasilia* and is noted evenings on 11,720 kc. Brasilia is a new city and is reported to be the future capital of Brazil. (396A, 420)

The 11,925-kc. outlet, ZYR78, *R. Bandeirantes*, Sao Paulo, has music and many commercials from 1940 to 2004. An announcement noted just prior to the 2000 newscast, "O Sociedade Ipiranga Informa," may confuse listeners who may believe that *R. Piritinanga* has moved to this channel. (396)

*R. Tupidro*, Rio de Janeiro, has been found on 9650A kc. at 1930-2040 with music and sports in Spanish. This may be a relay of *R. Tupi*. Further details wanted. (JB)

**British Honduras**—VPO, Belize, has been noted on 4900 kc. at 2230 with Eng. news. (DA) (Editor's Note: The call VPO is often given for this station and it is incorrect. VPO is assigned to a coastal station in the Bahama Islands. The former call of the Belize station was ZIK2 and now appears to be merely BHBS, the initials for the *British Honduras Broadcasting System*.)

**Canada**—According to *World Radio Handbook*, VE9AI, Edmonton, Alberta, 9540 kc., has ceased operations. This is not confirmed as yet. Is anyone, especially in Western areas, hearing this station?

*R. Canada* has dropped CHOL, 11,720 kc., in its Australasian xmsn at 0330-0410 and has

added CKNA, 5970 kc., which operates dual to CKLO, 9630 kc. This xmsn is well heard on both channels. English is broadcast to the USA at 2000-2040 on CKCX, 15,190 kc., and CKLP, 9585 kc. Program schedule is free upon request; they also print free forms on which listeners can report reception of *R. Canada's* xmsns. (PB)


**Chile**—*R. Diego Portales*, Talca, is a new station operating on 6020 kc., 10-kw. power, at 0700-0000. The address is: Uno Norte No. 1075, Talca. (WRH)

**China**—*R. Peking* has Eng. on 15,480 kc. at 1400-1430 with news, talks, march music, and a strong signal in Western states, and is beamed to North Africa and the Near East. English continues at 1430, beamed to Europe. The remainder of the schedule reads: Chinese to North Africa and the Near East at 1500-1530; Spanish at 1530-1600 and Chinese at 1600-1630 to Europe; English to Europe at 1630-1700. The dual channel is 15,060 kc. until 1500. Another outlet has been found on 6810A kc. with news in Chinese at 0645-0700. (61, 226) (Editor's Note: The China Press Agency has a listed frequency of 6800 kc.)

**Colombia**—Anyone who does not have a verie from this country should try for *La Voz del Tolima*, HJLV, Bogota, on 6040 kc. It is heard well from 2130 (or earlier) to 2300 with music, announcements, and commercials, all in Spanish. The ID is fairly easy to catch, as are the call letters in Spanish (ah-chay, ho-tay, el-lay, vay). (LM)

**Czechoslovakia**—Prague has Eng. to Eu-

**TUNE IN THE WORLD OF EXCITEMENT WITH THE WORLD'S FIRST THREE STAGE TRANSISTORIZED TWO BAND RADIO KIT FOR ONLY \$5.00 FULL PRICE—READ CAREFULLY**




This set tunes the broadcast band and a click on the band switch lets you enjoy exciting police calls, ship to shore, aircraft, both commercial and military, amateur phone stations, code and foreign stations from all over the world. (It's the best electronic buy ever offered.) Tunes as many stations as sets costing up to \$100.00. Kit includes the following parts: Min-Tube, Min-Tube Socket, a special detector, printed circuit plate, a band switch, a battery switch, a tuning knob, a two band coil, an (Ekeradio) electronic wand, four condensers, two resistors, two phone clips, antenna trimmer, four rubber mounting feet, hookup wire, a coil mounting clip, and a sheet of easy-to-follow instructions. A 722 or a 107 transistor can be used for the third stage (Not furnished). Any phones will work with this set. Two small batteries furnish the power (Not furnished). This can be mounted on your small board or small plastic box. Send only \$5.00, a self-addressed gummed label to facilitate shipping of this fantastic kit, and ten cents in stamps to the address below. If the above instructions are not followed, your order may be delayed several months, so read carefully.

In Calif. add State Tax—No C.O.D.

U. S. Orders Only

**EKERADIO ELECTRONIC DEVELOPMENTS**  
Dept. P.E. • 650 North Fair Oaks Avenue • Pasadena, California



**Low Priced! Miniaturized!**  
**"TORTURE-TESTED" TOROIDS**  
FOR TRANSISTOR APPLICATIONS

Precision jewels of high efficiency (85% or better), these transformers are among the world's best! "Torture-Tested" in our guided missile labs to withstand fantastic extremes of temperature, with no performance deterioration. A printed circuit transformer at hard-to-believe prices!

- No C.O.D.'s HF SERIES  
20 cps—30 kc, 1 watt **\$3.64**
- DEALER INQUIRIES INVITED US SERIES  
200 cps—25 kc, 1/4 watt **\$3.72**
- C SERIES  
125 cps—30 kc, 2 watts **\$1.96**

OUTPUTS		DRIVERS	
Primary ohms (center tap)	Secondary ohms	Primary ohms	Secondary ohms (c. t.)
2000	3, 2, 4, 10, 12, 15	20 K	5 K
1500	specify one	20 K	4 K
1000	output Z only	15 K	3 K
700	not multi-tap.	12 K	2 K
500		10 K	2 K
400		10 K	1.5 K
250		10 K	1 K
		6 K	1 K

**AI Advance Industries, Inc., 640 Memorial Dr., Cambridge 39, Mass.**

# LIBERTY — MAIL ORDER —

## T. V. PICTURE TUBES

AMERICA'S BEST . . . AMERICA'S LOWEST PRICE  
GUARANTEED FOR ONE (1) FULL YEAR

LICENSED BY . . . RCA . . . DUMONT . . .

10BP4 \$7.50	17AVP4 \$13.50	20HP4 \$15.00	21EP4 \$14.50
12LP4A 8.75	17BP4 10.95	20MP4 14.00	21F/KP4 15.75
14B/CP4 9.50	17CP4 16.50	21AP4 19.95	21MP4 19.95
16AP4 14.95	17GP4 15.50	21AL/ 21YP4 15.50	
16DP4 13.50	17H/LP4 13.50	ATP 19.95	21WP4 14.75
16GP4 15.95	17QP4 11.50	21AMP4 18.95	21ZP4 15.00
16K/LP4 10.50	17TP4 16.50	21AU/ 24CP4 26.00	
16R/WP4 10.50	19AP4 17.75	AVP4 19.95	24DP4 28.00
16T/ZP4 10.50	20CP4 13.50		

FOR ALUMINIZED TUBES ADD \$4.00

Prices are subject to change without notice. Write for price on non listed tubes. All prices F.O.B. Wallingford, Conn. Prices include dud. Send \$5.00 deposit when old tube dud is not returned. Deposit refundable at time of return of dud. Dud must be returned prepaid. We ship anywhere. Domestic, foreign, export.

TERMS: 25% with Order—Balance C.O.D.

## LIBERTY TUBE CO.

DEPT. M-M, HALL AVE., COR. CHERRY ST.  
WALLINGFORD, CONN. COLONY 9-8038

## PORT ARTHUR COLLEGE ELECTRONICS COMMUNICATIONS

AM FM Television Broadcast Engineering  
Marine Radio Radar

CHECK THESE FEATURES: Tuition \$36 per mo., room & board \$52 per mo. in dorm on campus. College operates 5 KW broadcast station. Students get on-the-job training at studios on campus. FCC license training with all courses. Well equipped classrooms & lab., am fm transmitters, radar & marine eqmt., television camera chain, experiment lab test eqmt. & other training aids. Our graduates in demand at good salaries. Free placement service. Have trained men from all 48 states. Approved for GI. Write to Dept. PE-11 for details.

PORT ARTHUR COLLEGE Port Arthur  
Texas  
Established in 1909

## 2 WAY PORTABLE RADIO SET

SENDS—RECEIVES UP TO 10 MILES AS SHOWN

With built-in antenna or hundreds of miles with outside antenna! Works on 80 and 40 meter (Novice) amateur radio bands—also Aircraft and overseas broadcast (3 to 8 mc). PORTABLE SELF-CONTAINED POWERED WITH STANDARD PORTABLE RADIO BATTERIES. NO AC PLUG-INS NEEDED! Sensitive Regenerative Receiver. Send/Receive switch. Wt. only 2 lbs. Size, only 6"x4"x4". TESTED—PROVEN—SIMPLIFIED—PRACTICAL—Full information given on quick easy to get license.



SEND ONLY \$3.00 (bill, ok, mo) and pay postman \$12.95 for postpaid delivery. Complete kit includes all parts, tube, coils, plastoid cabinet, easy instructions. (Set of batteries \$3.49; crystal \$1.49). COMPLETELY WIRED AND TESTED POSTPAID \$19.95. A regular \$49.95 value—Order now before price goes up. GUARANTEED—AVAILABLE ONLY FROM:

WESTERN RADIO, DEPT. BNE-11, KEARNEY, NEBR.

# INVENTORS

Learn how to protect your invention. Specially prepared "Patent Guide" containing detailed information concerning patent protection and procedure with "Record of Invention" form will be forwarded to you upon request—without obligation.

CLARENCE A. O'BRIEN & HARVEY JACOBSON

Registered Patent Attorneys

89-K District National Bldg. Washington 3, D. C.

rope at 1800-1830 on 6055 and 9550 kc. and to N.A. at 2030-2100 on 9550 and 11,835 kc. (MR)

**Denmark**—A Danish commercial station, R. Mercur, Maltegaardsvej 24, Gentofte, Denmark, will go on the air in the near future. R. Mercur will operate a 3500-watt xmtr on ultra short-wave, on 93,120 kc., from a ship in the Baltic Sea, and will be scheduled daily at 1200-1800. Behind this station is *Internationale Mercur Radio Anstalt. Lichtenstein*, Zurich, Switzerland. (Sweden Calling DX'ers Bulletin #456, via 44)

**R. Denmark, Copenhagen**, operates to N.A. daily at 2030-2130 and 2200-2300 and to South America at 1800-1900 on Mondays, Wednesdays and Fridays. Other broadcasts include: 0400-0700 on Tuesdays, Thursdays and Saturdays to the Far East; and 1140-1240 on Tuesdays and Fridays to Africa. (409, 440)

**Ecuador**—A recent issue of *Sweden Calling DX'ers* reports that HCJB, Quito, has moved from 11,915 to 11,935 kc. Whether this is seasonal or permanent is not known. (JB)

**Falkland Islands**—To date the only report received on Stanley, 3958 kc., is from reporter #61. His recent logging of the station was from 1815 to 1912 although it was heavily broken up at times. Features include weather shortly before 1830 and news apparently starting at 1830. From 1900 they have a musical request program. Ham radio QRM makes this extremely difficult to log. Try a vertical antenna mixed with a great deal of patience!

**Finland**—The N.A. xmsn at 2200-0000 can be tuned on OIX2, 9555 kc., OIX4, 15,190 kc., and OIX5, 17,800 kc. The DX program, "Around the World," is aired on 17,800 and 15,190 kc. at 2300-2330 on the first Tuesday of each month. (409)

**Formosa**—*The Voice of Free China*, Taipei, is on the air daily at 0000-0100 (Eng. until 0030) on 17,810 kc. (BED63), and 15,345 kc. (BED57). They QSL promptly. (DA)

**French Guiana**—R. Cayenne, 6215 kc., comes in strong with French and pop music, daily, from 1930 to 2000 s/off. (104)

This station is scheduled at 1730-2200, 0400-0430, and 0930-1200 with 1-kw. power. Another kilowatt unit will be added shortly and operations will then begin on 6195, 4972.5, and 3385 kc. (MEC)

**French Morocco**—*Radio Maroc*, Sebba Aioun (not Rabat), has been noted at 0300-0335 in French with Arabic instrumental music and chanting, on 6006 kc. (61A)

**Germany**—*The Voice of Germany (Deutsche Welle)*, Cologne, has a DX program at 2100-2110 on 11,795 kc. on the second Monday of each month. All items are given in German and English. (336)

**Ghana**—Ghana B/C System, Accra, may be heard at 0100-0200 on 4915 kc. with Home and BBC news. The parallel 3366-kc. outlet was not heard. (344)

**Greece**—*Radio Athens* has been tuned on 15,345 kc. at 2040-2100 with election reports in Eng. despite an airmail letter from them stating that they were not on the air at that time. (LM)

**Indonesia**—*Voice of Indonesia*, YDF6, 9710 kc., Jakarta, is heard daily at 0600-0700 in Eng. with news at 0615, and is beamed to

Always say you saw it in—POPULAR ELECTRONICS

Australia, New Zealand, Pacific Isles. (364)

**Iran**—R. Teheran has been noted on 15,135 kc. with Eng. news until 1520. Recorded music followed. This is a definite move from the listed 15,100-kc. channel. (420)

**Israel**—Voice of Zion, Jerusalem, 9008 kc., is heard well at 1600-1700 with Eng. news, recorded music, and discussions. They have also been found on a new outlet on 11,845 kc., apparently in parallel with the 9008-kc. outlet. Reports go to: Box 754, Jerusalem. (JF, PK, 420)

**Kenya**—ZHW2, Nairobi, 4934 kc., s/on at 0400 with music box IS and brief Eng. anmt; noted until 0430; all programs are broadcast in Swahili. (61A)

**Malaya**—R. Malaya, Singapore, 7200 kc., is heard well at 0700-0830. On Thursdays at 0800-0830 they have a program called "Your Number Is Up." (409)

**Mozambique**—CR7BG, Lourenco Marques, new on 15,158 kc., is tuned at 0000-0027 with records of all types, Portuguese anmts, and male and female announcers. (396)

**Netherlands**—Hilversum is partially scheduled as follows: 2130-2210 and 1615-1655 on 9590 and 15,445 kc.; 0400-0440 to Australia, New Zealand and Pacific Isles on 21,480 and 17,810 kc.; 1045-1125 to South Asia and Africa on 21,480, 17,810, and 15,445 kc. All of these xmsns are in English. They are asking for reports on the 25,610-kc. outlet, in service at 0400-0440 daily except Sundays. They offer free plans for a small converter that will enable broadcast-band receivers to tune in short-wave frequencies. (BA, DA, CM)

**Nicaragua**—YNCA, R. Atlantico, Bluefields, 7754 kc., is noted at 1830-1930, all-Spanish,

### Cuban Radio Club

Francisco E. Martinez, CO2PY, Animas 81, Casa Blanca, Havana, Cuba, writes that the Cuban Radio Club is starting a Short-wave Listener Section and that he is the Director of this project. Anyone interested in contributing to this club should write to: Seccion Onda Corta, Radio Clube de Cuba, Ayestaran 629, Havana, Cuba.

with instrumental melodies and commercial ads; usually a poor signal. (61)


**Nigeria**—Nigerian B/C Company (Ibadan Service) was heard on 4990 kc. at 0031 in language and at 0101 with BBC news. This station reportedly will verify *only* to listeners in West Africa. Can anyone confirm this report? (286)

**Norway**—Oslo broadcasts: to Eastern N.A. daily at 2000-2115 in Norwegian, and on Sundays with "Norway This Week" in Eng. on 9610, 11,735, and 15,175 kc.; and to western states at 2300-0015 on the same channels, plus 21,670 kc. (RD, CL)

**Panama**—HOF31, Reloj de Panama, Panama City, 9685 kc., was noted with news at 2330-0005. The time and ID is given every minute. HOU31, Voz del Baru, David, has been found on 6045 kc. at 2145 with L.A. music and commercials, all-Spanish. (LM, 344)

**Peru**—OBX4C, Lima, 15,190 kc., is noted at

## CUT CHASSIS HOLES FAST!



Smooth, accurate openings made in 1½ minutes or less with Greenlee Radio Chassis Punch

Quickly make smooth, accurate holes in metal, bakelite, or hard rubber with a GREENLEE Chassis Punch. Easy to operate . . . simply turn with an ordinary wrench. Round, square, key, and "D" types . . . wide range of sizes to make openings for sockets, plugs, controls, meters, terminal strips, transformers, panel lights, etc. Assure perfect fit of parts and professional finish to every job. Write for descriptive literature. Greenlee Tool Co., 2391 Columbia Ave., Rockford, Ill.



# FREE GIANT NEW 1959 B-A CATALOG



180 KING-SIZED PAGES

EVERYTHING IN RADIO TV AND ELECTRONICS

100'S OF NEW ITEMS LISTED HERE FOR 1ST TIME

21 PAGES OF BARGAINS NOT IN ANY OTHER CATALOG

**BURSTEIN-APPLEBEE CO.**

Dept. PE, 1012 McGee St., Kansas City 6, Mo.  
 Send Free 1959 B-A Catalog No. 591.

SEND FOR IT TODAY

Name.....

Address.....

City..... State.....



WE ARE NOT TRYING TO ATTRACT ATTENTION BUT . . . HAVE YOU SEEN

# MICROLOG

The only completely miniaturized analog computer. You will solve algebra, calculus and higher mathematics after a few hours practice. No extensive knowledge of math required!

**EBE Inc. Computer Mfg. Div.**  
1015 Atkin Ave., Salt Lake City, Utah

- Send one Microlog encl. \$89.95
  - Send free information
  - Send catalog on other computers
- ATTACH NAME AND ADDRESS

## 47 RADIO PROJECTS 75¢

Plus "White's Radio Log"



Think of it... 47 electronics projects you can build... explained with diagrams, photographs and step-by-step instructions, plus "White's Radio Log," a directory listing U.S. and Canadian AM, FM and TV stations by call letters, locations, kilocycles and power and over 1,000 world-wide short-wave stations. Terrific value! Get this 192-page handbook, RADIO-TV EXPERIMENTER, No. 565, at newsstands 75¢; or direct from: SCIENCE & MECHANICS, 450 E. Ohio St., Dept. 794, Chicago 11

### K I T S

LCRK—LOOPSTICK CRYSTAL RADIO KIT.....	\$ 2.65
MWK—MAGIC WAND DIODE KIT.....	\$ 3.50
TRK—1 TUBE RADIO KIT.....	\$ 3.55
GDK—GERANIUM DIODE KIT.....	\$ 3.95
TTKE—TRANS ATOMIC TRANSISTOR KIT.....	\$ 6.49
MTKE—MULTIPLE TRANSISTOR KIT.....	\$ 7.98
TR4—K4 TRANSISTOR AND DIODE KIT.....	\$17.95
TR6—K6 TRANSISTOR KIT.....	\$24.95

Please include sufficient postage. We also stock all types of Hi-Fi Kits, Stereo Components, Tape Recorders, etc. Please let us quote on your needs.

SPERA ELECTRONICS SUPPLY, 37-10 33rd Street, Long Island City, N. Y.

## Shrinks Hemorrhoids New Way Without Surgery Stops Itch—Relieves Pain

For the first time science has found a new healing substance with the astonishing ability to shrink hemorrhoids and to relieve pain—without surgery.

In case after case, while gently relieving pain, actual reduction (shrinkage) took place.

Most amazing of all—results were so thorough that sufferers made astonishing statements like "Piles have ceased to be a problem!"

The secret is a new healing substance (Bio-Dyne\*)—discovery of a world-famous research institute.

This substance is now available in suppository or ointment form under the name Preparation H.\* Ask for it at all drug counters—money back guarantee. \*Reg. U.S. Pat. Off

2200 with news and music. OAX4R, R. Nacional, Lima, 9562 kc., is tuned at 1930-2000, mostly music. (JH, WS)

**Sarawak**—Kuching is scheduled as follows: on 9565 kc., 7500 watts, at 2300-0000 in Malayan (Mondays and Wednesdays), in Chinese (Tuesdays and Fridays), in Eng. (Mondays, Thursdays and Saturdays), at 0000-0030 in Eng. (daily), at 0030-0130 in Eng. (Saturdays and Sundays), and at 0415-0545 in Chinese (daily); on 4950 kc., 7500 watts, at 0600-0730 in Iban, 0730-0900 in Chinese, and

### SHORT-WAVE ABBREVIATIONS

A—Approximate frequency  
anmt—Announcement  
BBC—British Broadcasting Corporation  
B/C—Broadcast  
Eng.—English  
FCC—Federal Communications Commission  
ID—Identification  
IS—Interval signal  
kc.—Kilocycles  
kw.—Kilowatts  
L.A.—Latin America(n)  
N.A.—North America(n)  
QRM—Station interference  
R.—Radio  
s/off—Sign-off  
s/on—Sign-on  
xmsn—Transmission from station  
xmtr—Transmitter used by station

0900-0930 in Eng. (all daily); on 4860 kc., 5 kw., at 0330-0530 in Malayan, 0530-0700 in Eng., 0700-0800 in Malayan and 0800-0930 in English (all daily). (378)

**South Korea**—*The Voice of Free Korea*, HLKA, Seoul, 9638 kc., is often noted around 0430-0500 with Eng. news, talks, and classical music. (386)

**Turkey**—R. Ankara has Eng. to Europe at 1800-1845 on 9465 and 15,160 kc. Their mailbag program is aired on Sunday. (MR)

**USA**—*Broadcasting Magazine* reports that a permit has been issued by the FCC to KGEI, Belmont, Calif., to construct an international short-wave station. This former General Electric station is now owned by KGEI, Inc. Indications point towards a schedule of 47½ hours per week beamed to Central and South America. WRUL, Scituate, Mass., and KQ2ZAU, Cincinnati, Ohio, are also authorized international stations—others are government installations operated by the U. S. Information Agency. (URDXC)

The U. S. Signal Corps verifies reports of "moon bounce" xmsns. They feed 1.2 megawatts (1,200,000 watts) into a parabolic antenna on 108 megacycles, using code or frequency modulation, and on 151.11 mc. with pulse modulation and code. They ID in code. Reports go to Diana, c/o Radio Electronics, 154 West 14th St., New York 11, N. Y. (WR)

**USSR**—A new channel for *Radio Moscow* is 15,235 kc., noted at 1330-1630 in Eng. to Europe. (61, 63)

R. Tashkent has two daily xmsns in Eng. at 0700-0800 and 1130-1200 on 11,690 and 7100 kc. The mailbag can be heard on Saturdays only. (AR)

**Vatican City**—R. Vaticana is scheduled in Eng. at 1000 and 1315 daily on 9645, 11,685 and 15,120 kc., and at 1100 on Monday, Wed-

# NEW!



**For the  
One Man in Nine  
who really  
understands hi-fi**



If you're a notch above the average hi-fi fan, understand electronic theory, can read a schematic and handle a soldering iron, here's an inexpensive book that will add countless hours to your high fidelity pleasure!

The 1959 Edition of the HI-FI ANNUAL & AUDIO HANDBOOK features 43 big articles and 325 illustrations—covers every phase of hi-fi enjoyment. The cost? Only \$1.00—at your favorite newsstand or radio parts store.

Prepared by the editors of RADIO & TV NEWS, the world's largest selling technical electronics magazine, this year's HI-FI ANNUAL & AUDIO HANDBOOK contains:

**ALL ABOUT AUDIO AND HI-FI**—a 20-page section by G. A. Briggs of Wharfedale with helpful features on room effects, room resonance and stereo, testing loud-speakers, checking speaker performance, electrostatic speakers and transient response, transients and directional effects, speaker power and efficiency, speaker mounting, and much, much more!

**AMPLIFIERS AND PREAMPLIFIERS**—High power vs low power. Why do amplifiers sound different? Complete plans for 15 watt

amplifiers. RC filter tone controls. Reducing hum and noise in preamplifiers. Defense of the split-load phase inverter. New look at positive current feed-back.

**TAPE RECORDERS AND MICROPHONES**—Measuring wow and flutter. Playback standardization. Portable tape recorder amplifier. What do you know about recording tape? Microphones?

**LOUD-SPEAKERS AND ENCLOSURES**—Why low-efficiency speaker systems? "Ultraflex" speaker enclosure. Choosing your cross-overs. The "Tiny Mite" loud-speaker enclosure. Speaker damping with series resistor. Electrostatic speakers.

**STEREO AND FM**—A big, definitive section on how to convert or get started in stereo and FM: Stereo control center. Stereo balance and gain control. Speakers for stereo. Testing FM tuners. Adding a tuning indicator.

All the skill and know-how of the nation's top hi-fi authorities are yours for only \$1.00 in the 1959 HI-FI ANNUAL & AUDIO HANDBOOK. This unique volume is now on sale everywhere. Pick up your copy today!



**ZIFF-DAVIS PUBLISHING COMPANY**  
434 South Wabash Avenue  
Chicago 5, Illinois

## BE INDEPENDENT

Run Your Own TUBE Business

Get This Modern Sturdy Tube Tester

### FREE

with "Package Deal" order for nationally sold ZALYTRON Quality Brand Receiving Tubes. We'll show you how to start a successful Tube Tester route, and get YOUR share of today's Big Profits in Self-Service Tube Sales! For full details, write for booklet "P."

## ZALYTRON

TUBE CORPORATION  
220 West 42nd St., N. Y. 36, N. Y.



## GET INTO ELECTRONICS

V.T.I. training leads to success as technicians, field engineers, specialists in communications, guided missiles, computers, radar, automation. Basic & advanced courses in theory & laboratory. Assoc. degree in 20 mos. B. S. obtainable. ECPD accredited, G.I. approved. Graduates with major companies. Start Feb., Sept. Dorms. campus. H. S. graduates or equivalent. Catalog.

**VALPARAISO TECHNICAL INSTITUTE**  
Dept. PE VALPARAISO, INDIANA

## WANT A BETTER JOB? BECOME AN ELECTRONIC ENGINEER

ONLY 32 MONTHS TO EARN A BACHELOR OF SCIENCE DEGREE IN ELECTRONICS ENGINEERING. Class enrollment limited to allow for individual instructions. Chartered by state of California. Nonprofit-non-sectarian, co-educational—established 26 years.

APPROVED FOR VETS—ENROLL NOW!

SEND FOR FREE CATALOG

**PACIFIC STATES UNIVERSITY**

1516 S. WESTERN AVE. Dept. M LOS ANGELES, CALIF.

FM-RADIO, battery operated, tunes 88 to 145 MEG., which includes aircraft. Can be used as a converter pocket set, as a converter which can be used with any radio or amp. No ant. needed, wired chassis as shown, with a special car piece, and a free plan to build a matching two-transistor amp. sent p.p. for \$19.95. Add tax in Calif.



**EKERADIO**  
650 N. Fair Oaks Av.  
Pasadena, Calif.

## EASY TO LEARN CODE

Learn to increase speed with an Instructograph—the Radio-Telegraph Code Teacher that takes the place of an operator-instructor and enables anyone to master code without further assistance. Available tapes from beginners' alphabet to typical messages on all subjects. Speed range 8 to 40 WPM. Always ready—no QRM. Thousands have "acquired the code" with the Instructograph System. Write today for convenient rental or purchase plans.



**INSTRUCTOGRAPH COMPANY**  
4713-F Sheridan Road Chicago 40, Illinois

ENGINEERING  
DEGREE IN  
27 MONTHS

B.S. Degree, Aeron., Civ., Elec., Mech., & Electronic Eng. (Inc. Radio, TV). 36 month B.S. degree in Math., Chem., Physics. Prep courses. Demand for grads. Spacious campus. 20 bldgs.; dorms, auditorium, gym. Low rate. Earn board. G.I. approved. Enter Dec., March, June, Sept. Catalog.

2311 E. Washington Boulevard  
Fort Wayne 2, Indiana  
Keeping pace with progress

**INDIANA TECHNICAL COLLEGE**

nesday and Saturday on 15,120 and 21,740 kc. to India, Pakistan and Ceylon. They verify by airmail. (AR)

**Venezuela**—YVOG, R. Trujillo, 3295 kc., is heard very weakly at 0625 with chimes, anmts in Spanish and march music, and at 0630 with organ music and news. (396)

**YVKT**, R. Libertador, Caracas, 3245 kc., is noted at 1840-1900 in Eng. with pop music, talk, and many ads. Hard to hear in the south, this would be a good catch for listeners in northern and western areas. (344)

A station with the name *Radio Niamey* is reportedly operating on 5020 kc. Schedule and exact location (Venezuela?) is requested. (Editor)

**Clandestine Arab Stations**—The following have been noted recently: (1) unidentified station on 9455 kc. at 1300-1600 with Arabic music and on 6110 kc. at 1600-1800; (2) the pro-Hashimite *Voice of Iraq (Sawt al-Iraqiyah)* on 9553 kc. at 0000-0100, 0500-0600, and 1000-1100A; (3) the anti-Shamun *Voice of Free Lebanon (Sawt al-Lubnan al-hurr)* on 6028 and 12,000 kc. at 0000-0100 and 1200-1300; (4) the anti-Hashimite *Jordan People's Radio (Mahattat ash-sha'b al-Urduni)* using

## SHORT-WAVE CONTRIBUTORS

Joseph Barrett (BA), Dorchester, Mass.  
Dick Arnold (DA), Palo Alto, Calif.  
Jerry Berg (JB), West Hartford, Conn.  
Paul Buer (PB), Harrison, N. Y.  
John Cullen (JC), Springfield, Mass.  
Robert Dilzer (RD), Woodbridge, Conn.  
J. B. Fisher (JF), Portland, Me.  
Jack Hathaway (JH), Tegucigalpa, Honduras  
Peter Katz (PK), Lynn, Mass.  
Charles Louda (CL), New York, N. Y.  
Chris Morrow (CM), Cornwall, N. Y.  
Lowell McCown (LM), Bypro, Ky.  
Richard Powers (RP), Detroit, Mich.  
Alan Roth (AR), Bridgeport, Conn.  
Mike Rossman (MR), Joliet, Ill.  
Walter Read (WR), Philadelphia, Pa.  
Warren Studebaker (WS), Cincinnati, Ohio  
Anson Boice (44), New Britain, Conn.  
John Beaver (61), Canon City, Colo.  
John Beaver (61A), via DXplorer Radio Club of America  
Norman Styer (63), Elverson, Pa.  
Ed Kowalski (104), Philadelphia, Pa.  
William Bing (226), New Orleans, La.  
Maurice Ashby (286), Wichita, Kans.  
James Bannister (336), Brampton, Ont.  
Fred Colley (344), West Palm Beach, Fla.  
Chris Pamataitis (364), Chicago, Ill.  
J. P. Arendt (378), Aurora, Ill.  
Dan Wilt (386), Barberton, Ohio  
Bob Palmer (396), Spokane, Wash.  
Bob Palmer (396A), Coeur d'Alene, Idaho  
Jack Allen (409), Hanford, Calif.  
A. R. Niblack (420), Vincennes, Ind.  
James Howard (440), Kansas City, Mo.  
Universal Radio DX Club (URDXC)  
*World Radio Handbook (WRH)*  
A Middle East Correspondent (MEC)

6005 kc. at 0200-0300 and 1400-1500; (5) the pro-Government *Voice of Lebanon (Sawt Lubnan)* on 6580 kc. at 2330-0000, 0800-0830, 1230-1300 (in French), and at 1400-1430, and 1500-1530 (this is believed to be operated by the Lebanese Army, which previously broadcast on 6500 kc.); and (6) the anti-Shamun *Voice of the People (Sawt ash-Sha'b)* on 7209 kc. at 0500-0600, 1000-1100, and 1400-1500. As yet unheard stations include the *Voice of Arabism (Sawt al-Urubah)* and *Radio Torch (Huna mash'al)*. (MEC)

Every Item Sold Is 100% Guaranteed By Olson!

# 8 Olson WHOLESALE CATALOGS



- RADIO • TV
- TOOLS • HI-FI
- APPLIANCES, ETC.

## SAVE UP TO 1/2

- Nationally Known Brands...
- GE • RCA • MAGNAVOX
  - NORELCO • UNIVERSITY
  - JENSEN and many more!

Our \$1,000,000.00 inventory includes 2,500 Super Values in HI-FI's, Tools, Appliances, Speakers, Amplifiers, Antennas, Tubes, Etc.—made by manufacturers such as GE, RCA, Magnavox, Bogen, Garrard, University, Norelco, Jensen, Stewart-Warner, and many others.

### HERE'S OUR OFFER

Send \$1.00 with the coupon at right and we will mail you the 8 Wholesale Catalogs one every 6 weeks. We will deduct the \$1.00 from your first order and still send you the remainder of the catalogs FREE! If you are not 100% satisfied, return the first catalog and we will send you your \$1.00 back. Every item sold is 100% guaranteed.

#### FREE OF CHARGE!

Order merchandise from this page and we will send you all 8 catalogs (one every 6 weeks) FREE OF CHARGE!

Made in England



Reg. \$59.95

SAVE \$40.00  
**\$19.95**

STOCK NO.  
RP-46

## MONARCH AUTOMATIC CHANGER

16, 33 $\frac{1}{2}$ , 45 and 78 RPM Speeds  
Plays Intermixed 7"-10"-12" Disks  
Plays manually or automatically and is virtually jamproof. Rubber padded, weighted turntable is rim-driven by oversize four-pole induction motor to provide virtually no rumble, wow or hgm pickup. Size: 12 $\frac{3}{4}$ " x 10 $\frac{3}{4}$ ". Height above motor board 5 $\frac{1}{4}$ " x 2 $\frac{1}{4}$ " below. Operates on 115 volts AC 60 cps. Equipped with popular British turnover dual sapphire HI-FI crystal cartridge. GUARANTEED ONE FULL YEAR.

## MONARCH With Diamond Stylus

Monarch changer with British turnover HI-FI crystal cartridge with diamond LP and sapphire 3 mil stylus.  
BONUS: Extra sapphire LP stylus included with this diamond deal.

Stock No. RP-163..... **\$24.94**  
Accessories for Monarch 45 RPM Spindle Stock No. RP-7..... **\$2.37**  
Mounting Base Stock No. CA-48..... **\$4.07**

## Two-Band RECEIVER KIT

Reg. \$20.00



★ THREE TUBES  
**\$11.98** Stock No. KB-67  
Receives regular broadcast band (550 to 1700KC) and short wave (6 to 18MC). Two tubes plus rectifier tube permits use of 4" FM speaker. With punched and formed chassis. Grey hammer-tone finish. Pictorial instructions with schematic diagrams. Complete with speaker, less tubes. Shpg. wt. 7 lbs.

Tubes for above. Stock No. AS-403. \$4.16

## SHIELD



**\$9.93**

each

Stock No. VC-208

For use with matched or unmatched three way systems. Use with any set of three 8 ohm speakers or speakers of mixed impedances may be connected to unit. Gold panel with contrasting black trim. With instructions. Size: 6 x 4 $\frac{1}{2}$  x 3. Cross-over frequencies 500 and 3300 cps. Shpg. wt. 3 lbs.

## 1U4 TUBES



**29c.**  
each  
Stock No. Z-237

Reg. \$2.35 ea.  
4 lots.....25c ea.  
10 lots.....22c ea.  
25 lots.....20c ea.  
100 lots.....18c ea.

## "Quality" Williamson Type Circuit 12 Watt Amp. Kit



**\$19.66** Stock No. KB-68

High Fidelity Williamson type circuit with built-in pre-amplifier. Response 1 DB 20 to 20,000 CPS. 4 inputs: magnetic phono/tape; crystal phono; tuner/radio; mike/aux magnetic phono. Output impedances: 4, 8, and 16 ohms. 4 controls: function, loudness, bass, treble/power switch. Selector switch allows instant selection of magnetic phono or tape; crystal phono; tuner/radio; mike or auxiliary. Complete with 5 tubes: 1-12AX7, 6CC-83, 1-12AU7, 2-6V6 and 5Y3 rectifier. Size 11" x 7" x 5". Shpg. wt. 12 lbs.

## Stereo Amplifier with Tubes



ONLY 7 $\frac{1}{2}$ " x 3 $\frac{1}{8}$ " x 4"  
**\$16.88** Stock No. AM-124

Completely wired and tested ready to connect to stereo changer or tuner. Rated at 3 watts each channel and response 50 to 12,000 CPS. Channels may be phased and connected together for monaural use giving twice the output. Speaker output impedance 3.2 ohms. Comes with 2 each: 6X4, 12AV6, 60C5. Complete with tubes, line cord, phono jacks, and speaker output leads. Shpg. wt. 4 lbs.

## OLSON Bargain Stores in

CHICAGO.....4101 N. Milwaukee Ave.  
CHICAGO.....123 M. Western Ave.  
CLEVELAND.....2020 Euclid Ave.  
PITTSBURGH.....5918 Penn Ave.  
MILWAUKEE.....423 W. Michigan  
BUFFALO.....711 Main Street  
AKRON.....73 E. Mill Street

## IT'S EASY TO ORDER FROM OLSON'S

How to order: Order directly from this ad. For convenience use this order blank. Fill in columns below with quantity desired, stock number, description, and price. You may send remittance with order (includes enough for postage or parcel post shipment), or if you prefer send a \$2.00 deposit with your order and Olson will ship C.O.D. for the balance. Mail your order to: P-118 Forge St., Akron 8, Ohio.

**MONEY BACK GUARANTEE:** Everything you order from Olson is guaranteed as advertised. If you are not more than satisfied, you may return merchandise for cash refund.

Minimum Order  
**\$5.00**

Quan.	Stock Number	DESCRIPTION	Price Each	TOTAL

Here is my order for merchandise from this page. This entitles me to the 8 FREE catalogs.

Enclosed find \$1.00 for the 8 Wholesale catalogs to be sent to me one every 6 weeks.

NAME \_\_\_\_\_

ADDRESS \_\_\_\_\_

CITY \_\_\_\_\_ ZONE \_\_\_\_\_ STATE \_\_\_\_\_

P-118 Total \_\_\_\_\_

Add Postage \_\_\_\_\_

TOTAL AMOUNT \_\_\_\_\_

# Olson Radio Warehouse

P-118 FORGE ST.  
AKRON 8, OHIO

# TUBES "TAB" TESTED GUARANTEED

New, Surplus & Used Our 14th Year in Business

0A2	.80	9LP7	1.00	6BQ6	2.00	7Q7	.79
0B3	.72	4S	4/51	6BQ7	.99	12A6	.59
0C3	.82	7193	20/51	6C4	2/51	12AT6	.59
0D3	.82	43A4	1.98	6H6	2/51	12AU7	.69
0K	.80	1N34A	2/51	6CB6	.69	12B7	.69
0Z4	.50	5BP4	.52	6GD6	1.49	12AV6	.59
9AX2	.90	SU7	.59	6J5	.59	12AX4	.79
1B3	.78	5V4	.89	6J6	.59	12AX7	.79
1L4	.82	5Y3	.59	6K6	2/51	12BH7	.69
1S5	.68	6AH4	.98	6K7	1.79	12B7	.69
1R5	.78	6AC7	.79	6L6	1.19	12SA7	.69
1S4	.78	6AG7	.97	6S4	.59	12SK7	.69
1T4	.69	6AH6	.89	6SA7	.79	12SN7	.69
1U5	.59	6AK5	.69	6S7	.69	12SQ7	.69
1X2	.68	6AL5	.59	6SK7	.69	198G6	1.69
2D21	.68	6A05	.59	6SL7	1.29	25Z6	1.29
388A	2/51	6A55	.75	6SN7	2/51	25Z6	.79
3A5	2/51	6AT6	.49	6SQ7	.59	35C5	.59
954	10/51	6AU6	.59	6T4	1.19	50A5	.69
955	4/51	6AX4	.79	6T6	.59	50A5	.69
957	3/51	6B6	.59	6V6	.59	50C5	.69
1619	4/51	6BC5	.59	6WG	.79	50L6	.69
1625	4/51	6BE6	.59	6X4	.39	75	1.00
1646	5/51	6C0C	.79	7C8	.79	76	5/51
1629	4/51	6BG6	1.49	7D7	.79	77	5/51
807	1.15	6BK5	.89	7F7	.79	77	5/51
808	1.15	6BL7	.99	7F8	.79	77	5/51
5BP1	3.98	6BN6	.89	7N7	.79	10Y	3/51

## INFRARED SNOOPSCOPES

Selected QTD. Image Converter Tube. Hi-sensitivity simplified design 2" dia. Willemite screen—Hi-Resolution. Tube & Data . . . \$5 @ 2 for \$9

SNOOPSCOPES POWER SUPPLIES  
Model PS2001K—4500 VDC/35MA Supply using dual doubler ckt. Less chassis & xrrl. . . . \$13.95



**TPSK2—KIT FOR DC POWER FOR TRANSISTORS!!**  
Transistor Filtered power Supply Kit used for power transistor circuits, amplifiers, etc. Delivers 2VDC at 200MA filtered less than 0.5% ripple or 28VDC at 1A TPSK2 KIT \$18. TPS2W assembled & wired \$24. Add 60c Postage!

## NEW VARIABLE 0 to 6 & 12 VOLT/12AMP Built-It Filtered Power Supply

Battery Eliminator, Charger, Model RR, Radio, Aircraft, Marine or any DC requirement. Extra Hvy. duty Selenium Rectified, 2 meters V & A. Designed for cont. service up to 20 amps intermittent for overload. Input 115 VAC, 60 Cy, T612 3.35 MODEL T612V12AC 0.5% Ripple @ 5 Amps. \$39



## NEW ELECTROSTATIC HI-FI TWEETER

Linear Response range 4000 to 20,000 cycles. Model TH 518 Rectangular 2"x6 1/4" x 3 1/2". Complete with instructions. "TAB" Special \$3.25 @ 2 for \$6 Postpaid 48 States.

## NEW "TABRON" SELENIUM RECTIFIERS Dated—One Year Guarantee

FULL WAVE BRIDGE  
18VAC/14VDC—1 Amp. \$1.40; 2A \$2.00; 3A \$2.90; 4A \$3.50; 6A \$3.95; 10A \$5.95; 12A \$7.20  
36VAC/28VDC—1 Amp. \$2.80; 2A \$3.40; 3A \$4.10; 4A \$6.40; 6A \$7.70; 10A \$11.35; 12A \$14.25  
18 VOLT & 18 to 24V/6A (5 lb) TRANS. 115 VAC INPUT, \$20 Value. Delivers 14 to 20 VDC. Ideal R.R. . . . SPECIAL \$11

ELECTRONIC FLASH AC & BATTERY ASSEMBLED  
400-111 GUIDE #60+COLOR, B&W 200+/60WS. . . \$25  
600B-RATED 120WS (WATT SECS). . . \$40  
8A BATTERIES TWO 240V UNITS. . . \$11  
"TAB" Photoflash Book 50c; ILLINOIS Photoflash Book 50c

## NEW POCKET AC-DC MULTITESTER

1000 Ohms Per Volt Postpaid 48 States  
"TAB" Only \$7.49 ea.



Finest precision Hi-accuracy VOM. Reads av & DC Volt; 0-15-150-1000V. DCMA: 0-150 MA. OHMS: 0-100K. Size 1 1/2" D x 4 1/4" L x 3 1/4" W. Features: 1% Precision resistors, extra long meter scales. Complete w/batteries & test leads. Ideal for Ham, Experimenter and Beginner.

## NEW GTD RADIO & T.V. RECTIFIERS

100MA 59c @ 6 for \$3; 150MA 70c @ 8 for \$5; 250MA 79c @ 8 for \$4; 300MA 88c @ 5 for \$4; 350MA \$1.00 @ 4 for \$7.00; 400MA \$1.10 @ 5 for \$5; 500MA \$1.35 @ 4 for \$5. NEW SILICON 500MA/100C/280VAC/400p.i.o. Rectified Hmt Sealed \$1.50 @ 5 for \$6.50. Orders \$10, Postpaid 48 States!

BATTERY CHARGER KIT 2 to 4 Amps. CHARGES 2-4-B & 12 VOLT BATTERIES. KIT BCK-1 \$11, BUILT. . . \$12.75

## "TAB"—for—KITS!—from—"TAB"

Each "TAB" Kit Contains the Finest Selection of Top Quality Components in the Most Popular Values and Sizes

Kit 5 Mycelar Glass Strips	Kit 3 Transistor Xfmr's
Kit 35 Precision Resistors	Kit 40 Inductors
Kit 10 Switches	Kit 35 Power Resistors
Kit 75 Resist 1/2, 1, 2W	Kit 75 Mica Condensers
Kit 150 Carbon Resistors	Kit 250 Ft. Hook Up Wire Astd.
Kit 5 Sub-min. Tubes	Kit 100 Fuses, asstd.
Kit 12 Electrolytic Cond's	Kit 8 Xtal Osc Blanks
Kit 15 Volume Controls	Kit 100 Ceramic Condensers
Kit 36 Tube Sockets	Kit 50 Coil Forms
Kit 65 Tubular Condensers	Kit 5 FT243 Xtal Holders
Kit 500 Lugs & Eyelets	Kit 8 Xtal Patch Xfmr's
Kit 10 Bathub Oil Cond's	Kit 5 Microswitches
Kit 5 Surprise Package	Kit 10 Wheat Lamps
Kit 10 Trans's	Kit 3 Phone Patch Xfmr's

Order Ten Kits Each one of the Above \$99c We Ship Eleven!! KITS ONLY

# "TAB"

TERMS: Money Back Gtd. \$2 min. order F.O.B. N.Y.C. Add shipping charges for C.O.D. 25% Dep. Prices shown are subject to change.

111XP Liberty St., N.Y. 6, N.Y. Rector 2-6245

## ADVERTISER PAGE NO.

Acme Model Engineering Co.	120
Advance Industries, Inc.	137
Airex Radio Corporation.	108
Alfa Electronics Mfg. Co.	98
Allied Radio Corp.	19, 119
Apparatus Development Co.	145
Arkey	126
Arnhold Ceramics, Inc.	135
Aviation Surplus Center.	132
Bailey Technical Schools.	36
Bargain (Gun) Company.	33
Barjay Co., The.	124
Bell Sound Systems Inc.	2nd Cover
Berkeley Enterprises, Inc.	118
Bigelow Electronics.	134
Burstein-Applebee Co.	139
Calculator Machine Co.	124
Capitol Radio Engineering Institute.	17
Central Technical Institute.	126
Century Electronics Co., Inc.	3
Cisin, H. G.	108
Cleveland Institute of Radio Electronics.	37
Cleveland Associates	126
Coyne Electrical School.	5, 123, 129
Craftsman	134
Cutick Electronics Hi-Fi Radio and Parts.	136
DeVry Technical Institute.	7
Ebe Inc.	140
EICO	38, 40
Ekeradio Electronic Developments.	137, 142
Electronic Enterprises	128
Electro-Voice, Inc.	15
Erie Resistor Corporation.	30
Esse Radio Company.	130
Everbest Distributors	24
Fanon Electric Co., Inc.	11, 98
Garfield Co., Inc., Oliver.	114
Gencom School of Electronics.	9
Greenlee Tool Co.	139
Grommes—Div. of Precision Electronics, Inc.	132
Grove Electronic Supply Co.	145
Gyro Electronics.	102, 103, 104, 105, 106, 107
Heath Company.	113
Herbark and Rademan Incorporated.	18
Hershel Radio Co.	142
Indiana Technical College	142
Instructograph Company.	13
International Correspondence Schools.	13
Johnson & Co.	131
Johnson Company, E. F.	136
Kester Solder Company.	118
Key Electronics Co.	120
L. R. Electronics Corp.	99, 100, 101
Lafayette Radio.	117
Lektron	138
Liberty Tube Co.	39
McGraw-Hill Book Co.	130
Midway Company	132
Midway Welder	28
Milwaukee School of Engineering.	26
Mosley Electronics Inc.	148, 3rd & 4th Covers
Moss Electronic Dist. Co., Inc.	115, 116, 121
National Radio Institute.	23
National Schools.	138
O'Brien & Harvey Jacobson, Clarence A.	143
Olson Radio Warehouse.	12
ORRadio Industries, Inc.	130
Pacific International University.	142
Pacific States University.	145
Palmer, Joe	128
Phila. Wireless Technical Institute.	120
Picture Tube Outlet.	138
Port Arthur College.	31
Precise Development Corporation.	34
Prentice-Hall Inc.	109
Progressive "Edu-Kits" Inc.	134
Quality Electronics.	32, 33
RCA Institutes, Inc.	22
Radio Shack Corp.	25
Radio-Television Training School.	124
Reeves Soundcraft Corp.	16
Republic Electronic Industries Corp.	134
Rider Publisher Inc., John F.	29
Rigo Enterprises, Inc.	140
Rinehart & Co., Inc.	128
Science & Mechanics	145
Scott Mitchell House, Inc.	21
Selectronics	10
Spera Electronics Supply	128
Sprayberry Academy of Radio-Television.	111
Springfield Enterprises	144
Standard American Suppliers Inc.	3
Standard Line Electric Company.	136
"TAB"	136
Texas Crystals.	114
Tri-Sate College.	95
University Loudspeakers, Inc.	35
United States Army.	142
Utah Radio & Electronic Corp.	97
Valparaiso Technical Institute.	20
Videa Electronic Company.	130
Walco Electronics Mfg. Co.	118, 136, 138
Weller Electric Corp.	14
Western Electronics Company	127
Western Radio.	136, 142
Whitehall Pharmaceutical Co.	
Wholesale Radio Parts, Inc.	
World Radio Laboratories.	
Zalytron Tube Corporation.	



**POPULAR  
ELECTRONICS**

# BARGAIN BASEMENT

SAVE ON THESE SPECIAL BUYS OF THE MONTH

## METAL LOCATOR ENTHUSIASTS

This is for you . . . IIC-1141-C amplifier, the electronic heart of the famous SCR-625 mine detector. This unit is brand new with 2-1N5 and 1-1G6 vacuum tubes, in steel carrying case with handle; net weight with batteries is only 10 pounds. It operates from internal batteries (not included) and is complete with schematic diagram of the whole SCR-625 detector set. Case measures 14" by 6" by 5" including hinged cover. Operating panel hinges out for easy access to interior shock mounted chassis. This is a 1000 cycle fixed frequency amplifier, brand spanking new, and a once-in-a-lifetime bargain at \$5.95. Set of 3 spare vacuum tubes \$1.00. Shipping weight 12 pounds.

Write for free government surplus bargain bulletin  
JOE PALMER, P. O. Box 6188 CCC, Sacramento, California

## GOVERNMENT SURPLUS KITS

Electronic and Electro-Mechanical Parts

Tremendous assortment of Army-Navy surplus, either stripped from equipment or still packaged in brand new condition. EXPECT TO BE DELIGHTED! Selectronics includes items usually unheard of in bargain kits. While all kits are different, they may include such items as:

- |              |            |          |
|--------------|------------|----------|
| Resistors    | Rectifiers | Switches |
| Condensers   | Tubes      | Counters |
| Transformers | Sockets    | Relays   |
| Chokes       | Bulbs      | Selsyns  |

... Plus many, many other kinds of electronic parts & equipment.

**KIT "A"** 35-40 lbs. \$4.95      **KIT "B"** 100 lbs. \$9.95

FOB our Warehouse, Philadelphia, Pa.  
Purchase price refunded if not completely satisfied.

**SELECTRONICS** 1207 - 25 South Napa Philadelphia 46, Pa.

## 7-TRANSISTOR PORTABLE RADIO

2 Tone Aqua-Ivory. Size: 6 1/2 x 4 x 1 1/2  
Made in U.S.A.

Sale Price . . . . . **\$23<sup>95</sup>**

Complete with Batteries. Ready to Play  
**GROVE ELECTRONIC SUPPLY CO.**  
4103 W. Belmont Ave. Chicago 41, Illinois

Include Postage with Order or 50% Deposit  
Send for Latest Bargain Flyer

## DIAGNYZER ELECTRONIC TESTER

for DO-IT-YOURSELF SERVICING

COMPLETE TRAINING COURSE AND SERVICE MANUAL INCLUDED FREE WITH EACH INSTRUMENT

INDISPENSIBLE—FOR TV, RADIO, HI-FI Appliances, Autos, Electrical Tools. Used in Home, Shop and Farm, Checks Radio and TV Tubes, Components, Voltages and Circuits, etc.

INEXPENSIVE TO OWN, EASY TO USE

Anyone can do servicing with this wonderful instrument, pays for itself the first time you use it. Best value for money, nothing else like it. Write Today.



**APPARATUS DEVELOPMENT CO.**  
Dept. K Wethersfield, Conn.


## RADIO CONTROL Headquarters

For Models FREE Send for FCC Form 505 & Catalog "P"  
**R/C RECEIVER** 27 1/4 Mc, Compl. w. Relay, Tube, Access. \$3.95  
Wired \$8.61; e Compound Escapement \$3.95  
**R/C XMITTER** Hi-Power HAND-HELD, compl., \$17.95; KIT \$11.95  
**R/C TRANSMITTER & RECEIVER KIT**: 27 1/4 mc, 5 watt 2-Tube Simple Transm. & 2-Tube Rec. incl. Drilled Bases, Wound Coil, Res., Cond., SIGMA Relay, Instruc. . . . . **9.95**

**HANDIE-TALKIE** Transmitter & Receiver Chassis, New, Wired, with tube—2 Triodes . . . . . **7.65**  
**SIGMA 4F RELAY**: 8,000 ohm, \$4.25 . . . . . 6 Reed Relay 14.95  
**2-6V Battery Charger Kit**, \$4.95 . . . . . wired 6.95  
**R/C BOOKS**: Model Control \$1; Radio Control \$1; Handbook 2.25  
**CRYSTALS**: 27.255 Mc. \$2.85 . . . . . HOLDER .15  
**2" METERS** 0-1 Ma. \$3.65 . . . . . 50 Ma. \$2.25; 3 Ma. \$2.95  
**RELAY CONTROL UNIT** incl. Sensitive 10,000 ohm Sigma Relay (1 1/2 Ma) Thermal Bi-metal Strip, Heating Element, Hi Z Audio Choke, Mini Alnico V Magnet, Neon Lamp, Resistors, Capacitors, only **99c**  
**TUBES**: XFG1, RK61, 3A4, 3A5, 1A64, 6K4, Transistor .99  
**RELAYS**: 10K ohm, 2 Ma DC or 110V AC SPDT, 95c; SPST .85  
**GYRO ELECTRONICS** 36 WALKER ST., P. NEW YORK 13, N. Y.

## CUSTOM CABINETS

Perforated front & bottom for ventilation. Modern design, heavy gauge steel. Gold & Black, White & Coral. For intercoms, Phone Oscillators, Tuners, Receivers, Amplifiers, etc. Postpaid. Cash with Order.  
For 4x8 Chassis \$1.95  
5x7 Chassis 3.25  
7x11 Chassis 4.50



## SPEAKER WALL PLATES

Hi-FI installations, car & stationwagon rear seat speakers, intercoms, etc.  
WSP for 4" & 5" Speakers \$1.75  
WSP for 6" Speakers . . . . . 2.25  
**JOHNSON & CO.**, Dept. E-11-249  
Oakhurst, N. J.

SEND  
POPULAR  
ELECTRONICS  
EVERY  
MONTH

POPULAR ELECTRONICS



name \_\_\_\_\_

address \_\_\_\_\_

city \_\_\_\_\_ zone \_\_\_\_\_ state \_\_\_\_\_

Check one:  3 years for \$10  
 2 years for \$7  
 1 year for \$4

In the U. S., its possessions and Canada.  
Foreign rates: Pan American Union countries, add .50 per year; all other foreign countries, add \$1 per year.

Mail to: POPULAR ELECTRONICS, Dept. E118  
434 South Wabash Ave., Chicago 5, Ill.

# Classified

RATE: 50¢ per word. Minimum 10 words prepaid. January issue closes November 3rd. Send order and remittance to: POPULAR ELECTRONICS, 1 Park Ave., New York 16, N. Y.

## FOR SALE

**GOVERNMENT Sells**—Surplus Electronics; Walkie-Talkies; Test Equipment; Oscilloscopes; Radar; Sonar; Surplus Aircraft; Boats; Jeeps; Misc.—You buy direct now from U. S. Government Depots at fractions of Army and Navy costs—Send for bulletin "Depot List & Procedure" \$1.00. Box 8-PE, Sunnyside 4, N. Y.

**TELEVISION Sets** \$11.95 Plus Shipping. Jones, 147 High Street, Pottstown, Pa.

**SCHEMATIC** drawing of any radio or television. Only 50¢ postpaid. Send make and model number. DX Radio Coop. Box 5938c, Kansas City 11, Missouri.

**TRANSISTORIZED Pocket F-M Radio**, Ekeradio, 650 North Fair Oaks, Pasadena, California.

**TELEVISION & Radio Tubes, Parts and Supplies**. Guaranteed. Hi-Quality Tube Co., Inc., 284 Lafayette St., Rahway, New Jersey.

**TUBES-TV, Radio, Transmitting and Industrial Types** At Sensibly Low Prices. New, Guaranteed 1st Quality Top Name Brands Only. Write For Free Catalog or Call Walker 5-7000, Barry Electronics Corp., 512 Broadway, New York 12N, N. Y.

**NEW!** Pocket radio transmitter uses transistor. Plans 25¢. Free literature on all our products available at factory prices. Springfield Enterprises, Box 54-E-11, Springfield Gardens 13, N. Y.

**WALKIE-TALKIE** chassis \$7.98. See our display ad in this issue. Springfield Enterprises.

**WALKIE-TALKIE**. Build wireless portable radiophone for less than \$10.00. Plans for variable frequency and crystal control types, only 50¢ for both, including assembly photographs. Springfield Enterprises, Box 54-E-11, Springfield Gardens 13, N. Y.

**CITIZEN'S** band radio plans for building your own receiver and information on transmitter design, FCC requirements, etc. plus special discount on type approved transceivers. All for \$1.00. Springfield Enterprises, Box 54-E-11, Springfield Gardens 13, N. Y.

**DIAGRAMS** for repairing radios \$1.00, Television \$2.00. Give make, model. Diagram Service, Box 672-PE, Hartford 1, Conn.

**GOVERNMENT Surplus Receivers, Transmitters, Snooperscopes, Parabolic Reflectors, Picture Catalog** 10¢. Meshna, Malden 48, Mass.

**FLUX 'Em All!** Water soluble soldering flux for most common metals, non-corrosive, safe on printed circuits, 4 oz. jar \$1.00 ppd. Polyfinish Corporation, P.O. Box 131, Brooklyn 26, N. Y.

**FREE Discount Catalog**—Fluorescent fixtures, kits, parts. Shoplite, 650E Franklin, Nutley 10, New Jersey.

**METERS**—New and Used—Free list. All makes and models repaired. Bigelow Electronics, Box 1, Bluffton, Ohio.

**DOUBLE Hi 24-30 Kilovolt ignition coils**. 6v or 12v primary. \$8. PPD. Anderson, 10 Stratford, W. Roxbury, Mass.

**"AUTOMATIC Garage Door Control"**: standard parts, radio or post control. Complete instructions, exploded view, layouts, photos; \$2.00. R-L Books, 5649 Costello, Van Nuys, Calif. Guaranteed!

**POCKET Printer** \$1.00. Prints Christmas cards, Business cards, etc. Prints 3 lines, makes your copy clear. Frank Paladino, 223-24 Street, Brooklyn 32, N. Y.

**"15 TESTED One-Tube Circuits"**, Transistor experiments and catalog—25¢. Laboratories, 1131-L Valota, Redwood City, California.

**ULTRA-SENSITIVE VHF Receiver** covers FM, Amateur, Military, Airlines and CAP bands. Use as Hi-Fi tuner. Complete plans \$1.00. Richmond Research, Box 11, Richmond Hill 19, New York.

**FM Tuners**, 88-108 megacycles, 4 tubes complete, \$12.95. Grutman, 1 E. 167 St., New York 52, N. Y.

**MOTOR** and transformer 24 volt both for \$1.25 postpaid, photo electric control \$6.50. Ernst Mfg. Co., Alger, Mich.

**RARE 78 R.P.M. Recordings**. Free Lists. Collections bought. E. Hirschmann, P.O. Box 155 (E), Verona, New Jersey.

**YULETIDE Special!** Tube Checker, Capacitance Box, Resistance Box. Includes parts, instructions, test leads, surplus case, etc. \$1.59 ea. 3 alignment tools 15¢. IF transformer 20¢. Parts assortment \$1.29. Allkit, Box 98, Midwood Station, Brooklyn 30, N. Y.

**CAPACITOR Tester**. Indicates open, leaking and shorted capacitors .0001 to 1000 MFD. Also 150 VDC shop power supply. Complete with leads \$12.95. Dixie Electronics, Box 7123, Montgomery, Alabama.

**WHOLESALE prices** on transistor supplies, Hi-Fi amplifiers, changers, speakers, kits, tubes, etc. Schaak Electronics, 3867-A Minnehaha Ave., Minneapolis 6, Minnesota. PA 9-8382.

**BATTERIES**—Lowest List Prices Maxell Brand—9 V. equiv. #216, 84¢, 9 V. equiv. #226, 84¢. Other batteries at comparative prices. Guaranteed 1st Quality Crystal and Magnetic Phones Hearing-Aid Type, 2000 Ohm or 8-15 Ohm magnetic \$1.70, crystal type 85¢. Outboard Engines—062 Glo-Plug \$9.95. Send check or M. O.—Add 10% Postage. (Dealers—Standard Discounts—Write) Regency Distributing Co., 1335 PE LaSalle, Minneapolis 3, Minn.

## WANTED

**CASH Paid!** Sell your surplus electronic tubes. Want unused, clean transmitting, special purpose, receiving, TV types, magnetrons, klystrons, broadcast, etc. Also want military & commercial lab test and communications gear. We swap too, for tubes or choice equipment. Send specific details in first letter. For a fair deal write, wire or telephone: Barry, 512 Broadway, New York 12, N. Y. Walker 5-7000.

**MERCURY**, Platinum, Silver, Precious Metals. Ores Assayed. Mercury Refiners, Norwood, Massachusetts.

**CYLINDER** and old disc phonographs. Edison Conqueror, Idelia, and Oratorio models. Berliner Gramophones and Zono-o-phones, Columbia cylinder Graphophones, and Coin-operated cylinder Phonos. Want old catalogues and literature on early phonos prior to 1919. Will pay cash or trade late hi-fi components. Popular Electronics, Box 50, 1 Park Ave., New York 16, N. Y.

## HIGH FIDELITY

**DISGUSTED** with "Hi" Hi-Fi Prices? Unusual Discounts on your High Fidelity Requirements. Write Key Electronics, 120 Liberty St., New York 6, N. Y. Evergreen 4-6071.

**SPEAKER System**. Superb Hi-Fi performance from low cost speakers and attractive, easy-to-build enclosure. Complete step-by-step instructions. Send \$2.00 today. M-H Laboratories, Box 25, Goleta, California.

## INVENTIONS WANTED

**INVENTIONS** wanted. Patented: unpatented. Global Marketing Service, 2420—77th, Oakland 5, Calif.

## BUSINESS OPPORTUNITIES

**BUY Wholesale!** 25,000 Nationally Advertised Products. Get amazing Dealer Catalogs. Complete Details Free. American Wholesalers, 1841-DA Levee, Dallas 7, Texas.

Always say you saw it in—POPULAR ELECTRONICS

**VENDING Machines**—No Selling. Operate a route of coin machines and earn amazing profits. 32-page catalog free. Parkway Machine Corporation, Dept. 12, 715 Ensor St., Baltimore 2, Md.

**TO \$100.00 Weekly.** Sparetime, Home Operated Mail-order Business. Successful "Beginner's" Plan; Everything Supplied. Lynn, 10420-E National, Los Angeles 34.

**OPERATE** profitable mailorder business!! Write: Bond, 1637-X West Vernon, Phoenix, Arizona.

**EASY Spare Time Moneymaker.** Rush \$1.00 (refundable) to E. Z. Doe, Box 256, Worcester 1, Mass.

## TAPE & TAPE RECORDERS

**DISCOUNTS** to 50%, recorders, tapes, hi-fi components, consoles, photograph equipment. Request specific prices only. Long Island Audio & Camera Exchange, 3 Bay 26th Street, Brooklyn 14-L, N. Y.

**TAPE Recorders, Hi-Fi components, tapes.** Unusual Values. Free Catalog. Dressner, 60-02F, 174 St., Flushing 65, N. Y.

**RECORDERS, Hi-Fi.** Free wholesale catalogue. Carston, 215-P, East 88 St., N.Y.C. 28.

**HIGHEST Trade-In Allowances** Toward Ampex, Concertone, Crown, Ferrograph, Presto, Pentron, Components. Accessories. Catalog. Boynton Studio, 10-PE Pennsylvania, Tuckahoe, N. Y.

**RECORDERS, Tape Decks, Stereo Tapes, Accessories,** Excellent Values, Catalogue. EFSCO, 270E Concord, West Hempstead, N. Y.

## ELECTRICAL EQUIPMENT & SUPPLIES

**ELECTRIC Pencil:** Engraves all Metals \$2.00. Beyer Mfg., 10511-P Springfield, Chicago 43.

## SPECIAL SERVICES

**KITS** expertly wired. Robert Brown, 1133 Summit place, Utica, N. Y.

**NEWSPAPER** clippings from in and around St. Louis, Missouri. \$1.50 per week. Scrapbook \$2.00 extra. No Literature. Inquiries answered by personal letter. Write Paul E. Patten, 4339 Lindell Boulevard, St. Louis 8, Mo.

**METERS** repaired. See our display ad this issue. Bigelow Electronics.

## CORRESPONDENCE COURSES

**COMPLETE** Correspondence Course in Radio, TV, & Electronics. Only 12 sections. Includes 1st Class License Prep. Very low rates. Ascot School of Electronics, Box 29092, Los Angeles 29, Calif.

## LEATHERCRAFT

**FREE "Do-It-Yourself"** Leathercraft Catalog. Tandy Leather Company, Box 791-J27, Fort Worth, Texas.

## SLIDES & MOVIES

**FREE!** Blackhawk's big sale catalog 8mm., 16mm. movies, 2"x2" color slides. Biggest selection anywhere! Projectors, cameras, supplies—big discounts! Get free, every three weeks, 12-page newspaper size bargain list! Blackhawk Films, Davenport 24, Iowa.

## PLASTICS

**NEW Liquid Casting Plastic** clear, colors. Embed real flowers, minerals, biological specimens, delicate instruments, electronic parts. Also cold setting resin and fiberglass for laminating, casting, molding, coating. Manual 25¢. Castolite, Dept. M-125, Woodstock, Ill.

## INSTRUCTION

**LEARN While Asleep!** Exciting details free. Research Association, Box 24-FF, Olympia, Washington.

**HOW** to make easy money in electronics without time consuming & costly schooling. For complete instructions: send \$1.00 to J. Pratt, Rt. 1, Bx. 11, Killeen, Tex.

**NAVY Electronics** training course, one of the finest compiled, is available to the public. Excellent electronics instruction for beginners. Designed especially for self-study. Used in training Navy Electronics technicians. 512 pages. 280 diagrams and illustrations. 16 thorough quizzes with answers. This is a high quality course, containing excellent writing, artwork and printing. An outstanding bargain made possible by U.S. Government Printing and Price Control. For your copy send \$2.00 to: New England Book Distributors, Box 311, Watertown, Connecticut.

## TECHNICAL INSTITUTES

**ELECTRONIC** and Aeronautical Engineering Technology. Two Year Courses. Bachelor of Science Degree in three years. Northrop Institute in Southern California prepares you for highly paid positions in Aviation and Electronic industries. Employment assistance during school and after graduation. Approved for Veterans. Write for free catalog. Northrop Aeronautical Institute, 1179 Arbor Vitae, Inglewood 1, California.

## RECORDS

**PHONOGRAPH** Records cheap, postpaid. Catalogue. Paramount, Box 242-R, Williamsport, Penna.

## EMPLOYMENT INFORMATION

**JOBS**—High Pay; USA, So. America, The Islands. All Trades. Many companies pay fare. Write Dept. 71N, National Employment Information, 1020 Broad, Newark, New Jersey.

## MISCELLANEOUS

**SONGPOEMS** And Lyrics Wanted! Mail to: Tin Pan Alley, Inc., 1650 Broadway, New York 19, N. Y.

**EXTRAORDINARY** Opportunity! Retire Now! Lead Leisurely Life. Remarkable Book Shows How. Free Details. Belmont, Wyckoff 92, New Jersey.

**"WINEMAKING; Beer, Ale Brewing."** Illustrated. \$2.00. Eaton Books, Box 1242-C, Santa Rosa, California.

**"COBRA.** Self-defense street-fighting tricks." Designed to help peaceful adults. \$2. Gaucho, 846-S8 Sunnyside, Chicago 40.

# WANTED!

## Equipment, components or parts!

The 276,000 purchasers of **POPULAR ELECTRONICS** are always in the market for good used equipment or components. So, if you have something to sell, let PE readers know about it in our classified columns.

It costs very little: just 50¢ per word including name and address. Minimum message: 10 words. For further information, write:


Martin Lincoln  
**POPULAR ELECTRONICS**  
One Park Avenue  
New York 16, New York

# SHIPPED ON APPROVAL NO MONEY WITH ORDER — NO C. O. D.

Superior's New Model 77

## VACUUM TUBE VOLTMETER WITH NEW 6" FULL-VIEW METER

Compare it to any peak-to-peak V.T.V.M. made by any other manufacturer at any price!



Model 77—Vacuum Tube Voltmeter—  
Total Price ..... \$42.50  
Terms: \$12.50 after 10 day trial, then \$6.00 per month for 5 months

- Completely wired and calibrated with accessories (including probe, test leads and portable carrying case) sells for only \$42.50.
- Employs a sensitive six inch meter. Extra large meter scale enables us to print all calibrations in large easy-to-read type.
- Uses new improved SICO printed circuitry.
- Employs a 12AU7 as D. C. amplifier and two 9006's as peak-to-peak voltage rectifiers to assure maximum stability.
- Uses a selenium-rectified power supply re-

sulting in less heat and thus reducing possibility of damage or value changes of delicate components. • Meter is virtually burn-out proof. The sensitive 400 micro-ampere meter is isolated from the measuring circuit by a balanced push-pull amplifier. • Uses selected 1% zero temperature coefficient resistors as multipliers. This assures unchanging accurate readings on all ranges.

### SPECIFICATIONS

**AS A DC VOLTMETER:** The Model 77 is indispensable in Hi-Fi Amplifier servicing and a must for Black and White and color TV Receiver servicing where circuit loading cannot be tolerated.

**AS AN ELECTRONIC OHMMETER:** Because of its wide range of measurement leaky capacitors show up glaringly. Because of its sensitivity and low loading, intermittents are easily found, isolated and repaired.

**AS AN AC VOLTMETER:** Measures RMS values if sine wave, and peak-to-peak value if complex wave. Pedestal voltages that determine the "black" level in TV receivers are easily read.

- DC VOLTS — 0 to 3/15/75/150/300/750/1,500 volts at 11 megohms input resistance.
- AC VOLTS (RMS) — 0 to 3/15/75/150/300/750/1,500 volts.
- AC VOLTS (Peak to Peak) — 0 to 8/40/200/400/800/2,000 volts.
- ELECTRONIC OHMMETER — 0 to 1,000 ohms/10,000 ohms/100,000 ohms/1 megohm/10 megohms/100 megohms/1,000 megohms.
- DECIBELS: —10 db to + 18 db + 10 db to + 38 db + 30 db to + 58 db. All based on 0 db = .006 watts (16 mw) into a 500 ohm line (1.73v).
- ZERO CENTER METER—For discriminator alignment with full scale range of 0 to 1.5/7.5/37.5/75/150/375/750 volts at 11 megohms input resistance.

Comes complete with operating instructions, probe leads, and streamlined carrying case. Operates on 110-120 volt 60 cycle. Only .....

**\$42.50**  
Net

## The Most Versatile All-Purpose Multi-Range Tester Ever Designed!

Superior's New

Model 79

## SUPER-METER WITH NEW 6" FULL-VIEW METER

- A Combination VOLT-OHM MILLIAMETER.
- Plus CAPACITY, REACTANCE, INDUCTANCE, AND DECIBEL MEASUREMENTS.

- Also Tests SELENIUM AND SILICON RECTIFIERS, SILICON AND GERMANIUM DIODES.

The model 79 represents 20 years of continuous experience in the design and production of SUPERMETERS, an exclusive SICO development. It includes not only every circuit improvement perfected in 20 years of specialization but, in addition, includes those services which are "musts" for properly servicing the ever-increasing number of new components used in all phases of today's electronic production.

### Specifications

• D.C. VOLTS: 0 to 7.5/15/75/150/750/1,500. • A.C. VOLTS: 0 to 15/30/150/300/1,500/3,000. • D.C. CURRENT: 0 to 1.5/15/150 Ma. 0 to 1.5/15 Amperes. • RESISTANCE: 0 to 1,000/100,000 Ohms. 0 to 10 Megohms. • CAPACITY: .001 to 1 Mfd. 1 to 50 Mfd. • REACTANCE: 50 to 2,500 Ohms, 2,500 Ohms to 2.5 Megohms. • INDUCT-

ANCE: .15 to 7 Henries, 7 to 7,000 Henries. • DECIBELS: —6 to + 18, + 14 to + 38, + 34 to + 58.

The following components are all tested for QUALITY at appropriate test potentials. Two separate BAD-GOOD scales on the meter are used for direct readings.

- All Electrolytic Condensers from 1 Mfd. to 1000 Mfd.
- All Selenium Rectifiers.
- All Germanium Diodes.
- All Silicon Rectifiers.
- All Silicon Diodes.

Comes complete with operating instructions and test leads. Use it on the bench and on calls. Streamlined carrying case included, accommodates tester, instruction book and test leads. .... Only

**\$38.50**  
Net



Model 79—Super-Meter  
Total Price ..... \$38.50  
Terms: \$8.50 after 10 day trial, then \$6.00 per month for 5 months.

# USE APPROVAL FORM ON NEXT PAGE ►

We invite you to try before you buy any of the models described on this and the following pages. If after a 10 day trial you are completely satisfied and decide to keep the Tester, you need send us only the down payment and agree to pay the balance due at the monthly indicated rate.

## NO INTEREST OR FINANCE CHARGES ADDED!

If not completely satisfied, you are privileged to return the Tester to us, cancelling any further obligation.

MOSS ELECTRONIC DIST. CO., INC. Dept. D-527 3849 Tenth Avenue, New York 34, N. Y.

# TRY FOR 10 DAYS

before you buy! then if satisfactory pay in easy, interest free, monthly payments. See coupon below.

Superior's New Model 82 **A truly do-it-yourself type**

## TUBE TESTER

TEST ANY TUBE IN 10 SECONDS FLAT!

- ① Turn the filament selector switch to position specified.
- ② Insert it into a numbered socket as designated on our chart (over 600 types included).
- ③ Press down the quality button—

**THAT'S ALL!** Read emission quality direct on bad-good meter scale.

### FEATURES:

- Tests over 600 tube types. • Tests OZ4 and other gas-filled tubes. • Employs new 4" meter with sealed air-damping chamber resulting in accurate vibrationless readings. • Use of 22 sockets permits testing all popular tube types and prevents possible obsolescence. • Dual Scale meter permits testing of low current tubes. • 7 and 9 pin straighteners mounted on panel. • All sections of multi-element tubes tested simultaneously. • Ultra-sensitive leakage test circuit will indicate leakage up to 5 megohms.

Production of this Model was delayed a full year pending careful study by Superior's engineering staff of this new method of testing tubes. **Don't let the low price mislead you!** We claim Model 82 will outperform similar looking units which sell for much more—and as proof, we offer to ship it on our examine before you buy policy.

Model 82 comes complete, housed in portable, hand-rubbed oak cabinet with removable cover. Only

**\$36<sup>50</sup>** Net



Model 82—Tube Tester  
Total Price ..... \$36.50  
Terms: \$6.50 after 10 day trial, then \$6.00 per month for 5 months.

Superior's **STANDARD PROFESSIONAL**  
New Model **TUBE TESTER**  
TW-11

- Tests all tubes, including 4, 5, 6, 7, Octal, Lockin, Hearing Aid, Thyatron, Miniatures, Sub-miniatures, Novals, Subminars, Proximity Fuse Types, etc.

- Uses the new self-cleaning Lever Action Switches for individual element testing. All elements are numbered according to pin-number in the RMA base numbering system. Model TW-11 does not use combination type sockets. Instead individual sockets are used for each type of tube. Thus it is impossible to damage a tube by inserting it in the wrong socket.

- Free-moving built-in roll chart provides complete data for all tubes. Printed in large easy-to-read type.

**NOISE TEST:** Phono-jack on front panel for plugging in either phones or external amplifier detects microphonic tubes or noise due to faulty elements and loose internal connections.

**EXTRAORDINARY FEATURE**  
**SEPARATE SCALE FOR LOW-CURRENT TUBES** Previously, on emission-type tube testers, it has been standard practice to use one scale for all tubes. As a result, the calibration for low-current types has been restricted to a small portion of the scale. The extra scale used here greatly simplifies testing of low-current types.

Housed in hand-rubbed oak cabinet

**\$47<sup>50</sup>** Net



Model TW-11—Tube Tester  
Total Price ..... \$47.50  
Terms: \$11.50 after 10 day trial, then \$6.00 per month for 6 months.

We invite you to try before you buy any of the models described on this page, the preceding page and the following pages. If after a 10 day trial you are completely satisfied and decide to keep the Tester, you need send us only the down payment and agree to pay the balance due at the monthly indicated rate.

### NO INTEREST OR FINANCE CHARGES ADDED!

If not completely satisfied, you are privileged to return the Tester to us, cancelling any further obligation.

**SEE OTHER SIDE**

**CUT OUT AND MAIL TODAY!**

**MOSS ELECTRONIC DISTRIBUTING CO., INC.**  
Dept. D-527 3849 Tenth Ave., New York 34, N. Y.

Please send me the units checked an approval. If completely satisfied I will pay on the terms specified with no interest or finance charges added. Otherwise, I will return after a 10 day trial positively cancelling all further obligation.

- |   |  |
|---|--|
| <input type="checkbox"/> Model TV-77 ..... Total Price \$42.50<br>\$12.50 within 10 days. Balance \$6.00<br>monthly for 5 months. | <input type="checkbox"/> Model TW-11 ..... Total Price \$47.50<br>\$11.50 within 10 days. Balance \$6.00<br>monthly for 6 months.  |
| <input type="checkbox"/> Model 79 ..... Total Price \$38.50<br>\$8.50 within 10 days. Balance \$6.00<br>monthly for 5 months.     | <input type="checkbox"/> Model 76 ..... Total Price \$26.95<br>\$6.95 within 10 days. Balance \$5.00<br>monthly for 4 months.      |
| <input type="checkbox"/> Model 82 ..... Total Price \$36.50<br>\$6.50 within 10 days. Balance \$6.00<br>monthly for 5 months.     | <input type="checkbox"/> Model TV-50A ..... Total Price \$47.50<br>\$11.50 within 10 days. Balance \$6.00<br>monthly for 6 months. |

Name .....

Address .....

City ..... Zone ..... State .....

All prices net, F.O.B., N. Y. C.

# SHIPPED ON APPROVAL NO MONEY WITH ORDER — NO C. O. D.

Superior's New Model 76

## ALL PURPOSE BRIDGE

IT'S A CONDENSER BRIDGE  
IT'S A RESISTANCE BRIDGE

### ✓ CAPACITY BRIDGE SECTION

4 Ranges: .00001 Microfarad to .005 Microfarad; .001 Microfarad to .5 Microfarad; .1 Microfarad to 50 Microfarads; 20 Microfarads to 1000 Microfarads. Will also measure the power factor of all condensers from .1 to 1000 Microfarads.

### ✓ RESISTANCE BRIDGE SECTION

2 Ranges: 100 ohms to 50,000 ohms; 10,000 ohms to 5 megohms.

### ✓ SIGNAL TRACER SECTION

With the use of the R.F. and A.F. Probes included with the Model 76, you can

IT'S A SIGNAL TRACER


IT'S A TV ANTENNA TESTER

make stage gain measurements, locate signal loss in R.F. and Audio stages, localize faulty stages, locate distortion and hum, etc.

### ✓ TV ANTENNA TESTER SECTION

Loss of sync., snow and instability are only a few of the faults which may be due to a break in the antenna, so why not check the TV antenna first? Locates a break in any TV antenna and measures the location of the break in feet from the set terminals.

Complete with R.F. and A.F. probes and test leads **\$26.95 Net**



Model 76—All Purpose Bridge  
Total Price **\$26.95**  
Terms: \$6.95 after 10 day trial, then \$5.00 per month for 4 months.

Superior's New Model TV-50A

## GENOMETER 7 Signal Generators in One!

✓ R.F. Signal Generator for A.M.

✓ R.F. Signal Generator for F.M.

✓ Audio Frequency Generator

✓ Marker Generator

✓ Bar Generator

✓ Color Dot Pattern Generator

✓ Cross Hatch Generator

This Versatile All-Inclusive GENERATOR Provides ALL the Outputs for Servicing:

• A.M. RADIO • F.M. RADIO • AMPLIFIERS • BLACK AND WHITE TV • COLOR TV

**R. F. SIGNAL GENERATOR:** 100 Kilocycles to 60 Megacycles on fundamentals and from 60 Megacycles to 180 Megacycles on powerful harmonics.


**VARIABLE AUDIO FREQUENCY GENERATOR:** Provides a variable 300 cycle to 20,000 cycle peaked wave audio signal.

**MARKER GENERATOR:** The following markers are provided: 189 Kc., 262.5 Kc., 456 Kc., 600 Kc., 1000 Kc., 1400 Kc., 1600 Kc., 2000 Kc., 2500 Kc., 3579 Kc., 4.5 Mc., 5 Mc., 10.7 Mc., (3579 Kc. is the color burst frequency.)

**BAR GENERATOR:** Pattern consists of 4 to 16 horizontal bars or 7 to 20 vertical bars.

**DOT PATTERN GENERATOR (FOR COLOR TV):** The Dot Pattern projected on any color TV Receiver tube by the Model TV-50A will enable you to adjust for proper color convergence.

**CROSS HATCH GENERATOR:** The pattern consists of non-shifting horizontal and vertical lines interlaced to provide a stable cross-hatch effect. **\$47.50 Net**  
Complete with shielded leads



Model TV-50-A—Genometer  
Total Price **\$47.50**  
Terms: \$11.50 after 10 day trial, then \$6.00 per month for 6 months.

## TRY FOR 10 DAYS BEFORE you buy THEN if satisfacto

ry in easy, interest free, monthly payments. See coupon inside.

We invite you to try before you buy any of the models described on this and the preceding pages. If after a 10 day trial you are completely satisfied and decide to keep the Tester, you need send us only the down payment and agree to pay the balance due at the monthly indicated rate. (See other side for time payment schedule details.)

**NO INTEREST  
OR FINANCE  
CHARGES ADDED!**

If not completely satisfied, you are privileged to return the Tester to us, cancelling any further obligation.

**SEE OTHER  
SIDE**

CUT OUT AND MAIL TODAY!

FIRST CLASS

Permit No. 61430

New York, N. Y.

VIA AIR MAIL

BUSINESS REPLY CARD

No Postage Stamp Necessary if Mailed in the U. S.

POSTAGE WILL BE PAID BY —

MOSS ELECTRONIC DIST. CO., INC.

3849 TENTH AVENUE

NEW YORK 34, N. Y.