

POPULAR ELECTRONICS

JULY
1956

25
CENTS

in U. S. and Canada

Build This Single Transistor Megaphone

(see page 31)

ALSO IN THIS ISSUE:

Are Electronic "Brains" Taking Over?

Protect Your Hi-Fi Records

DF with Portable Radios

Impedance Checker




E-55-47455-117
RADIO & TV SERV
P O BOX 181
LAMBERTVILLE N J

NOW—BUILD IT YOURSELF in a few hours!

Amazing *electric* Brain

COMPUTES, PLAYS GAMES, "REASONS"!



Here's a wonderful kit that gives you a fascinating introduction to the logic machines of our modern age! The devices you can build test intelligence, code and decode, count, play Tic-tac-toe, solve problems! Converts from binary to decimal — reasons in syllogisms — computes! Send for your kit today!

GENIAC ELECTRIC BRAIN

YES, you build any one of 33 exciting electric brain machines in just a few hours by following the clear-cut, step-by-step directions given in a thrilling booklet! No soldering required... no wiring beyond your skill! GENIAC is a genuine brain machine — not a toy. The only logic machine kit that not only adds, subtracts, etc., but presents the basic ideas of cybernetics, Boolean algebra, symbolic logic, automation, etc. So simple to construct that even a twelve-year-old can make a machine that will fascinate people with advanced scientific training!

OVER 400 COMPONENTS AND PARTS. Circuits operate on one flashlight battery, and the use of ingeniously designed parts makes building circuits one of the most fascinating things you've ever done! You set up problems in a variety of fields — and get your answers almost quicker than you can set them up! Play games with the machine — nim, tic-tac-toe, etc. — and pit your brain against its logic! Solve puzzles in a few seconds that would take you hours without the aid of the ma-

chine. You actually see how computing and problem — solving is analyzed with algebraic solutions transferred directly into circuit diagrams.

YOUR COST FOR GENIAC KIT: only \$19.95 postpaid. The 1956 Model GENIAC KIT contains: (1) a complete 200-page text, "Minds and Machines" — a basic introduction to computers. (2) "How to Construct Electrical Brains At Home" — a fully illustrated text book on basic computer design theory and circuits with specific instructions for building circuits. (3) Wiring Diagram Manual. A special booklet with full scale diagrams that you can tear out and place on your work bench for easy assembly. (4) Beginners' Manual. Starting from scratch, the manual adds fifteen extra experiments, thoroughly tested using GENIAC components to teach the basic symbols of electric circuits. (5) Over 400 components and parts.

So — mail the coupon for your GENIAC today! (Teachers: take advantage of 10% deduction if ordered for use in institutions.) Your money back if not delighted!

You can build 33 different machines, including

- | | |
|-----------------------------------|--|
| Binary Adding Machine | Automatic Oil Furnace Circuit |
| Secret Coder & Decoder | Machine for a Space Ship's Airlock |
| Machine for Arithmetical Carrying | Intelligence Tester |
| Comparing Machine | Burglar Alarm |
| Reasoning Machine | Puzzle Solvers |
| General Combination Locks | Adder, Subtractor, Multiplier, Divider |
| Games Requiring Logic | |

Some Firms and Institutions that have ordered GENIAC:

- | | |
|----------------------------------|--|
| Allis-Chalmers | Albert Einstein |
| Remington-Rand | Medical College |
| International Business Machines | Naval Research Laboratories |
| Wheeler Mfg. Co. | Board of Education, Tecumseh, Nebraska |
| Manuel Missionary College | Marshfield Public Schools |
| Walter V. Clark Associates | Los Angeles Public Schools |
| Barnard College | Jefferson Union High School |
| Westinghouse Electric | Oklahoma A & M |
| Phillips Laboratories | Kansas State University |
| General Insurance Co. of America | Duke University |
| Lafayette Radio | Coral Gables Senior High School |
| Rohr Aircraft Co. | Courtland Jr. High School |
| Southwest Missouri State College | Bell Telephone Laboratories |

**ORDER
GENIAC
ON OUR
MONEY
BACK
Guarantee!**

SCIENCE KITS, Dept. PE-76
Oliver Garfield Co., 126 Lexington Ave., New York 16, N. Y.

Please send me:
1 GENIAC Electric Brain Construction Kit and Manuals.
\$19.95 (East of Mississippi)
\$20.95 (Elsewhere in United States)
\$21.95 (Outside the United States)

Returnable in seven days for full refund if not satisfied. I enclose \$.....in full payment.

Name.....
Address.....
City.....Zone.....State.....

You Practice **SERVICING** with Kits I Send You



Nothing takes the place of PRACTICAL EXPERIENCE. That's why NRI training is based on LEARNING BY DOING. You use parts I send to build many circuits common to Radio and Television. With my Servicing Course you build the modern Radio shown at left. You build a Multitester and use it to help make \$10, \$15 a week fixing sets in spare time while training. All equipment is yours to keep. Coupon below will bring book of important facts. It shows other equipment you build.

You Practice **BROADCASTING** with Kits I Send You



As part of my Communications Course I send you parts to build low-power Broadcasting Transmitter at left. Use it to get practical experience. You put this station "on the air" . . . perform procedures demanded of broadcasting station operators. An FCC Commercial Operator's License can be your ticket to a bright future. My Communications Course trains you to get your license. Mail coupon. Book shows other equipment you build for practical experience.

I Will Train You at Home in Spare Time to be a **RADIO-TELEVISION** Technician



TELEVISION

Making Jobs, Prosperity

25 million homes have Television sets now. Thousands more sold every week. Trained men needed to make, install, service TV sets. About 200 television stations on the air. Hundreds more being built. Good job opportunities here for qualified technicians, operators, etc.




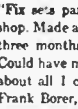
America's Fast Growing Industry Offers You Good Pay, Success


Training PLUS opportunity is the PERFECT COMBINATION for job security, advancement. When times are good, the trained man makes the BETTER PAY, gets PROMOTED. When jobs are scarce, the trained man enjoys GREATER SECURITY. NRI training can help assure you and your family more of the better things of life. Radio is bigger than ever with over 3,000 broadcasting stations and more than 115 MILLION sets in use, and Television is moving ahead fast.

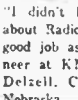
N.R.I. Training Leads to Good Jobs Like These

I TRAINED THESE MEN

 "I have progressed very rapidly. My present position is Studio Supervisor with KEDD Television, Wichita."—Elmer Frewaldt, 3026 Stadium, Wichita, Kans.

 "Fix sets part time in my shop. Made about \$500 first three months of the year. Could have more but this is about all I can handle."—Frank Dorer, Lorain, Ohio.

 "I've come a long way in Radio and Television since graduating. Have my own business on Main Street."—Joe Travers, Asbury Park, New Jersey.

 "I didn't know a thing about Radio. Now have a good job as Studio Engineer at KMMJ."—Bill Delzell, Central City, Nebraska.

 **BROADCASTING:** Chief Technician, Chief Operator, Power Monitor, Recording Operator, Remote Control Operator. **SERVICING:** Home and Auto Radios, Television Receivers, FM Radios, P. A. Systems. **IN RADIO PLANTS:** Design Assistant, Technician, Tester, Serviceman, Service Manager. **SHIP AND HARBOR RADIO:** Chief Operator, Radio-Telephone Operator. **GOVERNMENT RADIO:** Operator in Army, Navy, Marine Corps, Forestry Service Dispatcher, Airways Radio Operator. **AVIATION RADIO:** Transmitter Technician, Receiver Technician, Airport Transmitter Operator. **TELEVISION:** Pick-up Operator, Television Technician. Remote Control Operator.

Start Soon to Make \$10, \$15 a Week Extra Fixing Sets

My training is practical, complete; is backed by 40 years of success training men at home. My well-illustrated lessons give you basic principles you need and my skillfully developed kits of parts "bring to life" things you learn from the lessons. I start sending you special booklets the day you enroll, that show you how to fix sets. Multitester you build with my parts helps you discover and correct set troubles, helps you make money fixing neighbors' sets in spare time while training. Many make \$10, \$15 a week extra this way.

Mail Coupon — Find Out What Radio-Television Offer You

Act now to get more of the good things of life. I send actual lesson to prove NRI home training is practical, thorough. My 64-page book "How to be a Success in Radio-Television" shows what my graduates are doing and earning. It gives important facts about your opportunities in Radio-Television. Take NRI training for as little as \$5 a month. Many graduates make more than the total cost of my training in two weeks. Mail coupon now to: J. E. SMITH, President, Dept. 6GD4, National Radio Institute, Washington 9, D. C. Our 40th year.

Good for Both - FREE

AVAILABLE to all qualified VETERANS UNDER G. I. BILLS

MR. J. E. SMITH, President, Dept. 6GD4
National Radio Institute, Washington 9, D. C.
Mail me Sample Lesson and 64-page Book, FREE.
(No salesman will call. Please write plainly.)

Name.....Age.....
Address.....
City.....Zone.....State.....

VETS write in date of discharge



Mail Today-Tested Way to Better Pay

POPULAR ELECTRONICS is published monthly by Ziff-Davis Publishing Company, William B. Ziff, Chairman of the Board (1946-1953), at 64 E. Lake St., Chicago 1, Ill. Entered as second class matter August 27, 1954 at the Post Office, Chicago, Illinois. SUBSCRIPTION RATES: One year U.S. and possessions, and Canada \$3.00; Pan-American Union Countries \$3.50; all other foreign countries \$4.00.

POPULAR ELECTRONICS

CONTENTS

FEATURE Articles

| | |
|--|----|
| TV for the Troops..... | 34 |
| Piston Capacitors Require Watchmaker's Skill..... | 37 |
| TV Will Unravel Traffic Snarls..... | 39 |
| Are the "Brains" Taking Over?..... <i>Herbert Reid</i> | 41 |
| No Guesswork with These Elevators!..... | 49 |
| Thin Air, My Foot!..... <i>Carl Kohler</i> | 51 |
| Radio Stamps Make Rare Collection..... | 62 |
| Closed-Circuit TV—New Communications Tool..... <i>John A. Norman</i> | 67 |
| Movie Camera's "Electric Eye" Automatically Sets Lens..... | 73 |
| Robots Behind Your Phone..... <i>H. H. Fantel</i> | 95 |

ELECTRONIC Build-It-Yourself Projects

| | |
|--|----|
| Build a Single Transistor Megaphone..... <i>Louis E. Garner, Jr.</i> | 31 |
| Illuminated Alarm Clock..... <i>George P. Pearce</i> | 46 |
| About Selenium Rectifiers—Keep This in Mind!..... <i>E. G. Louis</i> | 48 |
| More Sensitivity for the "Transistor Portable"..... <i>Edward Duda</i> | 50 |
| Two-Penny Direction Finders..... <i>Elbert Robberson</i> | 53 |
| A Simple FM Yagi Antenna That You Can Make. <i>Donald L. Stoner</i> | 58 |
| Telling Printed and Etched Circuits Apart..... <i>E. G. Louis</i> | 58 |
| R/C Slave Photoflash Tackles Football Game..... <i>Joe Edwards</i> | 65 |
| Safe Method for Testing Second-Hand Sensitive Meters..... <i>Arthur Trauffer</i> | 66 |

| | |
|--|----|
| An Experimenter's Handy Power Supply..... <i>Frank H. Tooker</i> | 74 |
| TV Cheater Cord and Outlet Assembly..... <i>James Fred</i> | 77 |
| Code Reception on "All-Wave" Receivers..... <i>B. W. Blachford</i> | 83 |
| Impedance Checking Made Easy..... <i>Rufus P. Turner</i> | 91 |

AUDIO and HI-FI Features

| | |
|---|----|
| Loudspeaker Installation..... <i>Eugene Richardson</i> | 46 |
| Tape Recorders Take Time..... | 71 |
| Tone Compensator for Your Tape Recorder..... <i>Donald L. Stoner</i> | 77 |
| Life Insurance for Your Records..... <i>Shane Smith</i> | 85 |
| What's New in Hi-Fi..... | 94 |
| How "Hi-Fi" Is Your Living Room. <i>Eugene F. Coriell, Lt. Col., USAF</i> | 99 |

DEPARTMENTS

| | |
|--|-----|
| Carl & Jerry..... <i>John T. Frye</i> | 8 |
| POP'tronics Bookshelf..... | 18 |
| What's the PE Answer?..... | 26 |
| Tuning the Short-Wave Bands..... <i>Hank Bennett</i> | 57 |
| Transistor Topics..... <i>Lou Garner</i> | 59 |
| The Transmitting Tower..... <i>Herb S. Erier</i> | 78 |
| After Class..... | 89 |
| Tips and Techniques..... | 108 |
| Tools and Gadgets..... | 112 |
| Standardized Wiring Diagram Symbols..... | 126 |
| Resistor Color Code..... | 127 |
| Capacitor Color Code..... | 127 |

(Also see page 6 for NEWS of Electronic Developments)

© 1956 by Ziff-Davis Publishing Company. All rights reserved.

Average Net Paid Circulation 205,193

JULY 1956

VOL. 5—NUMBER 1

OLIVER READ, W1ET
MANAGING EDITOR

O. P. Ferrell
TECHNICAL EDITOR

M. S. Snitzer
FEATURE EDITOR

Norman Eisenberg
ASSOCIATE EDITORS

H. H. Fantel
M. C. Magna

A. J. Reich
ART EDITOR

H. Bennett L. E. Garner, Jr.
H. S. Brier H. Pollock
J. T. Frye R. P. Turner

Frank Sayles (Director)
J. A. Golanek M. Whepley
W. K. Vahlsing A. J. Roth

NEW YORK (MU 7-8080)
L. L. Osten—Advertising Director
Wm. G. McRoy—Advertising Manager
CHICAGO (AN 3-5200)
Jim Weakley, Midwest Adv. Mgr.
LOS ANGELES (Trinity 8043)
John E. Payne, Western Adv. Mgr



Member
Audit Bureau of
Circulations



ZIFF-DAVIS
PUBLISHING COMPANY

W. B. ZIFF (1898-1953) FOUNDER

Also Publishers of
RADIO & TELEVISION NEWS

Editorial and Executive Offices
366 Madison Ave., New York 17, N.Y.

B. G. DAVIS
PRESIDENT

H. J. MORGANROTH
M. MICHAELSON
M. FROELICH
VICE-PRESIDENTS

G. E. CARNEY
SECRETARY-TREASURER

Chicago (1), 64 E. Lake St.
Los Angeles (14), Room 412
215 W. 7th St.
BRANCH OFFICES

Subscription Service:
All communications concerning subscription should be addressed to Circulation Dept., 64 E. Lake St., Chicago 1, Ill. Include your old address as well as new, enclosing if possible an address label from a recent issue of this magazine. Allow at least 4 weeks for change of address.

Contributors:
Contributors are advised to retain a copy of their manuscripts and illustrations. Contributions should be mailed to the New York Editorial Office and must be accompanied by return postage. Contributions will be handled with dispatch, but this magazine assumes no responsibility for their safety. Any copy accepted is subject to whatever adaptations and revisions are necessary to meet the requirements of this publication. Payment covers all author's, contributor's and contestant's rights, title, and interest in and to the material accepted and will be made at our current rates upon acceptance. All photos and drawings will be considered as part of material purchased.

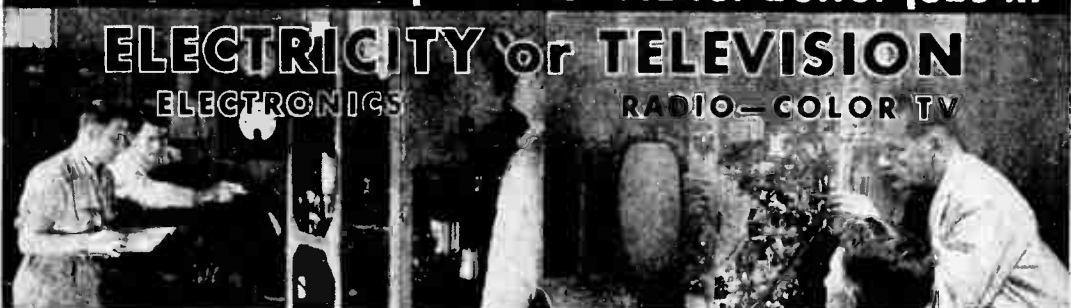
POPULAR ELECTRONICS



Train in Great Shops of COYNE for better jobs in

ELECTRICITY or TELEVISION

ELECTRONICS RADIO-COLOR TV



TWO TOP OPPORTUNITY FIELDS

Whether 17 or up to 45 years of age, train the Coyne way for a better job and a real future in **ELECTRICITY-ELECTRONICS** or **TELEVISION-RADIO**, fields that offer a world of opportunities. Train on real, full-size equipment at COYNE where thousands of successful men have trained for over 57 years—largest, oldest, best equipped school of its kind—established 1899. No advanced education or previous experience needed. Employment service to graduates. **START NOW—PAY LATER—** Finance Plan and Easy Monthly Payment Plan. Also part-time employment help for students. Training in Refrigeration and Electric Appliances can be included.

B. W. COOKE, President



FOUNDED 1899

A Technical Trade Institute Operated Not For Profit
500 S. Paulina Street, Chicago, Dept. 86-71H

ELECTRICITY • RADIO • TELEVISION • REFRIGERATION • ELECTRONICS

MAIL COUPON FOR FREE BOOK

Send coupon for 48-page illustrated book "Guide to Careers in Electricity-Electronics and Television-Radio." No cost; no obligation; no salesman will call. Vets and Non-Vets get vital facts now!



B. W. COOKE, President
COYNE ELECTRICAL SCHOOL
500 S. Paulina St., Chicago 12, Ill., Dept. 86-71H

Send **BIG FREE** book and details of your training offer. This does not obligate me and no salesman will call. I am interested in:

() Electricity-Electronics () Television-Radio


Name _____

Address _____

City _____ State _____

COYNE QUALITY TELEVISION RADIO-COLOR TV

Home Training at Unbelievably Low Cost



The future is **YOURS** in **TELEVISION!**

A fabulous field—good pay—fascinating work—a prosperous future in a good job, or independence in your own business!

Coyne brings you **MODERN-QUALITY** Television Home Training; training designed to meet Coyne standards at truly lowest cost—you pay for training only—no costly "put together kits." Not an old Radio Course with Television "tacked on." Here is **MODERN TELEVISION TRAINING** including **Radio, UHF and Color TV**. No Radio background or previous experience needed. Personal guidance by Coyne Staff. **Practical Job Guides** to show you how to do actual servicing jobs—**make money early in course**. Free Life-time Employment Service to Graduates.



A TECHNICAL TRADE INSTITUTE OPERATED NOT FOR PROFIT

500 S. Paulina Street, Chicago 12, Dept. 86-HT7

B. W. COOKE, President



Coyne—the Institution behind this training... the largest, oldest, best equipped residential school of its kind. Founded 1899.

Send Coupon for Free Book

and full details, including easy Payment Plan. No obligation, no salesman will call.



COYNE Television Home Training Division

500 S. Paulina St., Chicago 12, Ill. Dept. 86-HT7


Send Free Book and details on how I can get Coyne Quality Television Home Training at low cost and easy terms.

Name _____

Address _____

City _____ State _____

THE RIGHT TRANSISTOR for IF AMPLIFIERS



The **NEW**



CK 768

RF TRANSISTOR

Engineers, experimenters, hobbyists—here's the ideal transistor for IF amplifiers, switching circuits, regenerative receivers and high frequency oscillators. It has high frequency response, low I_{CO} , low collector capacitance and will average 28 db gain in 455Kc IF amplifiers. The CK768 is useful in DC amplifier service also due to its low I_{CO} .

And here's the best part of all. Although it's built to Raytheon's strictest standards of performance, the Raytheon CK768 Transistor is priced at *only* \$1.50 each. Available only through your Raytheon Tube Supplier.

For Raytheon's popular booklet containing over 50 Practical Transistor Applications send 50¢ to Raytheon, Dept. P7.



Excellence in Electronics

RAYTHEON MFG. CO.

Receiving and Cathode Ray Tube Operations
Newton 58, Massachusetts

NEWS of Electronic Developments

| | |
|--|----|
| Radio Speeds Drive-In Service | 36 |
| Receiver for Conelrad and Standard AM Broadcasts | 38 |
| Transistorized Meter Tracks Annoying Vibrations | 38 |
| Tubeless Radio Powered by Sun | 38 |
| Portable Meter Tracks Down Industrial Noise | 40 |
| Radar Uses "English" to Get Clear Signals | 40 |
| Anechoic Chamber | 45 |
| SHORAN Radar Trainer | 45 |
| Ultrasonic Bath for Parts | 45 |
| "Flyingest" Model Tests Antennas | 47 |
| Tiny Record Player Gives Sales Talks | 47 |
| "Brain" Operates Wire System | 64 |
| Emergency Traffic Control | 64 |
| Tiny Receiver to Cover Conventions | 64 |
| Job-Titles in the Age of Electronics | 72 |
| Sea-Going "Scan-A-Graver" Livens Shipboard | 72 |
| Newspapers | 72 |
| Computer Road-Tests Cars Before They're Built | 82 |
| New Network Speeds Army Supplies | 82 |
| Tape System Records and Plays Video and Sound | 82 |
| Modern "Radar-Lamp" Replaces Kerosene Lantern | 93 |

See also page 94 (What's New in Hi-Fi)

COMING NEXT MONTH POPULAR ELECTRONICS

"Ears" for the CD Observer's Post

Want a private Civil Defense project? Here's a listening device sensitive enough to intercept normal conversational tones at up to 150 yards.

It's a Cinch to Check Your Synch

You photographer/experimenters can always be sure that flash gun is synchronized with camera shutter if you build this low-cost synchronization tester.

Keeping Up with Electronic Memories

POP'tronics takes a look at the various kinds of "memory" devices in which electronic "brains" store their "knowledge."

There's No Mystery to Equalization

All about equalization—why it is necessary, how it is accomplished in most hi-fi systems, and what the different terms and curves really mean.

IN THIS MONTH'S RADIO & TELEVISION NEWS (JULY)

- Transistorized Guitar Amplifier
- The Single-Cone Loudspeaker
- A Portable Ultrasonic Protection System
- The Tube Rebranding Racket
- Sun-Powered Radio
- A 20-Watt Amplifier System

L. C. Lane, B.S., M.A.
 President, Radio-Television
 Training Association,
 Executive Director, Pierce
 School of Radio & Television.




VETERANS - - NON-VETERANS
**Do You Want a BETTER
 JOB with MORE MONEY?**

**I will train you AT HOME in your SPARE TIME
 for a top-pay lifetime job in TELEVISION**

The world's leading manufacturers, dealers and service organizations employ men I trained. Even if you've never had any experience in the Television-Radio-Electronics field, you'll recognize most

of the names of just a few of the firms where RTTA-trained men are holding down good jobs with a secure future —

LEARN BY DOING As part of your training I give you the equipment you need to set up your own home laboratory and prepare for a BETTER-PAY TV JOB. You build and keep an Electromagnetic TV RECEIVER designed and engineered to take any size picture tube up to 27-inch. (10-inch tube furnished. Slight extra cost for larger sizes.) . . . also a Super-Het Radio Receiver, AF-RF Signal Generator, Combination Voltmeter-Ammeter-Ohmmeter, C-W Telephone Transmitter, Public Address System, AC-DC Power supply. Everything supplied, including all tubes.



STUDY NEWEST DEVELOPMENTS
 My training covers all the latest developments in the fast-growing Television-Radio-Electronics industry. You learn about FM — RADAR — COLOR TV — TRANSISTORS — PRINTED CIRCUITS, etc.

CHOOSE FROM THREE COMPLETE COURSES
 covering all phases of Radio, FM and TV

1. Radio, FM and Television Technician Course — no previous experience needed.
2. FM-TV Technician Course — previous training or experience in radio required.
3. TV Cameraman and Studio Technician Course — advanced training for men with Radio or TV training or experience.

EXTRA TRAINING IN NEW YORK CITY AT NO EXTRA COST!

After you finish your home study training in Course 1 or 2 you can have two weeks, 50 hours, of intensive Lab work on modern electronic equipment at our associate resident school, Pierce School of Radio & Television. **THIS EXTRA TRAINING IS YOURS AT NO EXTRA COST WHATSOEVER!**

FCC COACHING COURSE
 Important for BETTER-PAY JOBS requiring FCC license! You get this training **AT NO EXTRA COST!** Tap TV jobs gal to FCC-licensed technicians.

EARN WHILE YOU LEARN
 Almost from the very start of your course you can earn extra money by repairing sets for friends and neighbors. Many of my students earn up to \$25 a week pay for their entire training with spare time earnings. start their own profitable service business.

**RCA • SYLVANIA • WESTINGHOUSE
 BOEING • GENERAL ELECTRIC • LEWYT
 EMERSON • DOUGLAS AIRCRAFT
 CAPEHART - FARNSWORTH • PHILCO
 CANADAIR, LTD. • WESTERN ELECTRIC
 OAK RIDGE NATIONAL LABORATORY
 AMERICAN AIRLINES • COLUMBIA
 BELL TELEPHONE • ADMIRAL • DUMONT
 REDIFFUSION, INC. • BELL AIRCRAFT
 RAYTHEON • CONVAIR**

I can do for you what I did for my hundreds of successful graduates. Many of the men I trained are now their own bosses—making a wonderful living in their own growing business.

You, too, can win a place in the booming Television-Radio-Electronics industry . . . earn big money as a trained TV Technician . . . with my famous "Learn by Doing" home study method.

FREE!
 I'll send you my new 40-page book, "How to Make Money in Television-Radio-Electronics," a Free sample lesson, and other literature showing how and where you can get a top-pay job in Television.

FREE
 HOW TO MAKE MONEY IN TV

FREE
 SAMPLE LESSON

VETERANS!
 My School fully approved to train Veterans under new Korean C. I. Bill. Don't lose your school benefits by waiting too long. Write discharge date on coupon.

MAIL THIS COUPON TODAY!

Mr. Leonard C. Lane, President
 RADIO-TELEVISION TRAINING ASSOCIATION
 Dept. E-7C, 52 East 19th Street, New York 3, N. Y.

Dear Mr. Lane: Send me your NEW FREE BOOK, FREE SAMPLE LESSON, and FREE aids that will show me how I can make TOP MONEY IN TELEVISION. I understand I am under no obligation.

(PLEASE PRINT PLAINLY)

Name _____ Age _____

Address _____

City _____ Zone _____ State _____

I AM INTERESTED IN:
 Radio-FM-TV Technician Course
 FM-TV Technician Course
 TV Cameraman & Studio Technician Course

VETERANS!
 Write discharge date

NO OBLIGATION!

Radio Television Training Association
 52 EAST 19th STREET • NEW YORK 3, N. Y.
 Licensed by the State of New York • Approved for Veteran Training

FREE

1956
EICO[®]
CATALOG

tells you how to **SAVE 50%**
on your test equipment costs!

46 EICO KITS & INSTRUMENTS to choose from!



5" PUSH-PULL
OSCILLOSCOPE
#425
KIT \$44.95
Wired \$79.95

VACUUM TUBE
VOLTMETER
#221
KIT \$25.95
Wired \$39.95



For Laboratory Precision at Lowest Cost—
buy EICO!



1000 Ohms/Volt
MULTIMETER
#336
KIT \$12.90
Wired \$14.90

TUBE TESTER #625



KIT \$34.95 Wired \$49.95

You build EICO KITS in 1 evening, but—
they last a lifetime!



NEW! UTILITY
TESTER #540.
KIT \$12.95
WIRED \$15.95

6V & 12V BATTERY ELIMINATOR
& CHARGER #1050



KIT \$29.95 Wired \$38.95

EICO—performance-proved by TV manufac-
turers, electronic schools and over 100,000
servicemen! OVER 1/2 MILLION in use today!



NEW! COLOR &
BLACK-&WHITE
5-MC TV SCOPE
#460
KIT \$79.95
Wired \$129.50



NEW! 20-Watt Ultra-Linear
HIGH FIDELITY AMPLIFIER
#HF 20
KIT \$49.95 Wired \$79.95

MAIL COUPON NOW. Prices 5% higher on
West Coast. Electronic Instrument Co., Inc.,
84 Withers St., Brooklyn 11, N. Y.

EICO 84 Withers St., Brooklyn 11, N. Y.

Send FREE 1956 Catalog and name of
neighborhood EICO distributor. PE-7

Name

Address

City Zone State

Occupation



Anchors Aweigh

IT WAS a beautiful July day. The warm sun sparkled on the little ripples produced by the gentle breeze moving over the broad expanse of backwater above the dam in the St. Joseph River, and there were just enough white clouds drifting in the sky to bring out its deep summer blue.

All this natural beauty was wasted on Carl and Jerry, however. As they knelt on the bank, their admiration was entirely absorbed by the gleaming brasswork of the three-foot-long radio-controlled model tug-boat resting on the ground between them.

"I still say it was a dirty gyp not to let me help put it together," Carl complained.

"But I told you my uncle in the Navy sent me the plans for the boat, the motor, and the radio-control equipment from England," Jerry said patiently. "He wrote that he wasn't going to have an ignorant land-lubber swab for a nephew if he could help it, and that I was to build the thing *all by myself* and have it ready for his inspection when he arrives next month on leave. If I had let you help me put it together—and I really ached to show it to you—that would have been cheating."

"Well, all right," Carl said grudgingly; "but let's get started. I want to see it work."

"**F**IRST," Jerry began, as he took out three bottles from a box beside him, "we've got to mix the fuel. This water-cooled diesel motor runs on equal parts of ether, castor oil, and kerosene."

"If you don't mind, I'll move up-wind while you mix," Carl said, hastily scrambling to his feet. "I've got a grandmother who thinks castor oil is good for whatever ails boys, and Mom believes everything Grandma says. As a result, I know I've taken enough castor oil to float that boat easily; and I just can't stand the smell of the stuff. How much moxie does that motor have?"


"It has five cubic centimeters piston displacement, and will develop a full 1/2 B.H.P. at 12,000 rpm."

"A half horsepower, huh? That's a real powerhouse! But then, I suppose a tug

Lafayette Brings You Super Values!

4 TRANSISTOR SUPERHET POCKET RADIO KIT WITH BUILT-IN ANTENNA POCKET SIZE 1 3/8" x 2 1/2" x 3 3/4" REQUIRES NO EXTERNAL ANTENNA OR GROUND

A POWER PACKED RECEIVER WITH 2 I.F. STAGES AND 2 RC COUPLED AUDIO STAGES



COMPLETE PARTS INCLUDING TRANSISTORS

The exceptional sensitivity characterizing this receiver, making external antenna and ground unnecessary, stems from the use of the new Poly-Vari-Con miniature variable condenser and properly matched loop, oscillator coil and I.F.'s. This circuit performs amazingly over the entire broadcast band. The four transistors (2 high frequency and 2 audio types) plus a germanium diode provide a miniature ensemble with power to spare. Truly miniaturized, the entire set can be mounted on a bakelite board 2 1/2" x 3 3/4" as illustrated, and can be mounted in an inexpensive plastic box.


COMPLETE LIST OF PARTS LESS EARPHONES AND CASE

We supply all the basic electronic components including 3" x 3 3/4" undrilled mounting board and leave cabinet size and layout to your ingenuity. Four G.E. transistors, (1-2N136, 1-2N135, 2-2N107) are included as well as the matched RF and IF components and crystal diode detector. All other parts such as resistors, condensers, brackets, hardware, etc. including miniaturized electrolytic condensers, volume control and battery are provided. Construction aids and schematic diagram included.

CI-101 Complete parts.
Less earphones and case.....Net 19.10
MS-260 Super powered dynamic earphone.....Net 3.95

TRANSISTORIZED ELECTRONIC MEGAPHONE

AS DESCRIBED
IN JULY 1956 ISSUE
OF POPULAR ELECTRONICS



A lightweight, compact, portable and comparatively inexpensive device for projecting voice a moderate distance outdoors or indoors. Uses a Sylvania 2N68 power transistor, University trumpet and Shure Microphone.

All parts supplied including batteries, cabinet and microphone adapter with full construction details and photos contained in magazine article. Complete megaphone parts, less wire, solder, nuts and bolts. Net 31.53

WRITE FOR LAFAYETTE'S NEW FREE TRANSISTOR GUIDE T4-56

TRANSISTOR CHECKER KIT



• Checks Shorts, Leakage, and Gain
A "must" for servicemen, experimenters and engineers. Tests both PNP and NPN type transistors. Gives 2 separate checks; first GOOD-BAD check for shorts and leakage, and second for GAIN. Gray hammer tone case 5 1/4" x 3" x 2 1/4". Kit includes case, meter, all parts with full assembly and operating instructions. Simple to build. Fast, accurate. Shpg. wt. 3 lbs. KT-86 Kit..... 7.95

NEW POCKET AC-DC VOM MULTITESTER 2,000 ohm per Volt on AC & DC



• Completely wired — Not a kit
Accurate VOM with a sensitivity of 2000 ohms per volt on both AC and DC. Single selector switch. 3" 160 amp. meter. Scales: DC Volts: 0-10-50-500-1000; AC Volts: 0-10-50-500-1000; Ohms: 0-10K, 0-1 Meg; DC Current: 500 ua and 500 ma; Decibel: -20 to +22, +20 to 33; Capacity: 250 mfd to .2 mfd and .005 to 1 mfd. Heavy plastic panel, metal bottom. 4 1/4" x 3 1/2" x 1 3/8". With batteries and test leads. Shpg. wt. 4 lbs. RW-27A..... 7.95

IMPORTED BINOCULARS

All have coated lenses — clamped in prisms — light weight all metal bodies. Complete with case and straps.

| | | |
|-------|-------------|-----------|
| F-182 | 6x.15 I.F. | NET 10.75 |
| F-105 | 8x.30 I.F. | NET 14.95 |
| F-115 | 7x.35 I.F. | NET 17.95 |
| F-183 | 7x.35 C.F. | NET 20.95 |
| F-103 | 7x.50 I.F. | NET 21.50 |
| F-164 | 7x.60 C.F. | NET 24.05 |
| F-117 | 10x.35 C.F. | NET 23.05 |
| F-104 | 12x.50 C.F. | NET 27.95 |
| F-118 | 16x.50 C.F. | NET 31.50 |
| F-119 | 20x.50 C.F. | NET 37.50 |

Add 10% Fed. Tax to Prices

VICTOREEN RADIATION COUNTER TUBE



The most popular tube used in Geiger Counters, these 1B85 tubes are brand new, fully guaranteed. Beta-gamma aluminum wall. Active length 2 3/4". TYPE 1B85..... Net 5.45

R/C RECEIVER AND TRANSMITTER

RANGE OF APPROXIMATELY 1 MILE


R/C TRANSMITTER



R/C ESCAPEMENT



R/C RECEIVER



R/C Receiver is completely assembled and wired, with tube and ready to operate on exam-free 27.255 MC remote control band. Size: 1 3/8" x 1-15/16" x 3". Wt. 3.3 oz. Requires one 1.5 volt and one 45 volt battery.

F-208..... Net 7.95

R/C Transmitter is completely assembled, tested and guaranteed, and includes tube and 27.255 MC crystal. 6 section telescoping antenna. Size: 4" x 4" x 1 1/2". Less batteries. Shpg. wt. 3 lbs.

F-249..... Net 19.95

TRANSMITTER 1 Burgess, 2D or RCA VSO69 Net. Ea. .45
BATTERIES: 2 Burgess XX45 or RCA VSO16..... Net. Ea. 2.28

R/C Escapement is completely wired, sturdy and self-neutralizing. Weighs 1/2 oz. Low current drain. Size: 1 3/8" L x 1 1/2" W. Shpg. wt. 5 oz.

F-194..... Net 2.45

SPECIAL COMBINATION OFFER

Consists of R/C Transmitter (F-249), R/C Receiver (F-208) and Escapement (F-194). All three at a super special price.

F-250..... Net 28.95

Lafayette Radio
100 SIXTH AVE.
NEW YORK, N.Y.

DEPT LG

BOSTON 10, MASS., 110 Federal St.
NEWARK 2, N. J., 24 Central Ave.
PLAINFIELD, N. J., 139 W. Second St.
BRONX 58, N. Y., 542 E. Fordham Rd.

Include postage with order

Send FREE 132-Page

Lafayette Catalog

FREE

Name _____

Address _____

City _____ Zone _____ State _____

ATTENTION

**MEN 17-55
LET US SHOW
YOU HOW TO
PREPARE
AT HOME...**



.. FOR A PROFITABLE CAREER IN **AUTOMATION ELECTRONICS**

Get the right training, and you'll "get places"—with opportunity for money, security and advancement—in Automation Electronics. Automation is already established in many plants. More factories and offices are adding electronic equipment right along. Who's to install, operate and maintain it? You—with the correct training!

HOME MOVIES Praised

"The Congressional Record" records how DTI was praised in Congress for its method of training thousands of men for careers in Television—Radio—Electronics by using movies, experiments, and other valuable aids—a method we've successfully followed for the past 25 years. And now for Automation Electronics, too, you train a home in spare time, or at our big laboratories in Chicago, among America's finest. No previous technical experience or advanced education required.

MILITARY SERVICE—If you are subject to Military Service, we have valuable information for you.

A REAL EMPLOYMENT SERVICE! We help you get started when your training is completed.

SEND FOR FREE BOOKLET!

MAIL THIS COUPON TODAY!

DeVry Technical Institute, Dept. PE-7A-M
4141 Eelmont Ave., Chicago 41, Ill.

Please give me information about Automation Electronics, and how you may help me.


Name _____ Age _____

PLEASE PRINT

Street _____ Apt. _____

City _____ Zone _____ State _____

1042 DTI's training is also available in Canada



DEVRY TECHNICAL INSTITUTE

Formerly DeForest's Training, Inc.
Chicago 41, Illinois

(Member National Home Study Council)



Carl & Jerry (Continued from page 8)

should have power. How about the radio controls?"

"I built up a sensitive three-tube receiver to go with the six-channel reed bank my uncle sent over. Servos operating with the reed selector unit give me any degree of right or left rudder, and I have full control of the motor speed from idle to full-throttle. Since the diesel won't run backward, I can't reverse the boat yet; but I hope to have a gear-box installed in there pretty soon that will let me reverse it. The unused channels will be used at a later date to carry out some big plans I have."

The boys put the fuel into the motor fuel tank and checked out the radio controls. Jerry plugged a milliammeter into a jack on the boat receiver and tuned the input circuit to the frequency of the transmitter, with the meter serving as tuning indicator. Then they watched the operation of the servos connected to the rudder and throttle arm as the buttons on the remote control transmitter case were depressed. Everything worked perfectly, and they were just preparing to start the motor when a harsh, high-pitched voice behind them demanded:

"What're you kids fixing to do?"

THEY turned around to see a sour-visaged old man standing beside a boat tied to the bank. Under his arm were several long cane poles, and he carried a battered minnow bucket in each hand.

"We're just going to try out our radio-controlled boat," Jerry explained politely.

"I knew it!" the man exclaimed with triumphant satisfaction. "I just felt in my bones you were up to some devilment like that. Well, let me tell you brats something: I'm going out there in the middle of the river to fish for crappie, and when I fish I want things quiet. That silly contraption had better not come within a hundred yards of my boat, or you'll be sorry. Do you get that?"

"We'll keep the model away from your boat," Jerry promised.

Muttering to himself, the old man loaded his paraphernalia into his boat and shoved off. As he leisurely rowed toward the middle of the wide river, the boys exchanged glances.

"Gee, what a grouch!" Carl exclaimed. "I had a big notion to tell him off."

"I'm glad you didn't," Jerry said slowly. "In the first place, he's an old man and should be shown respect. More important, though, is the fact that his hobby of fishing is just as important to him as our hobby of playing with this boat is to us. He's probably been fishing here for a long,

Prepare Now... in spare time at Home ... for a New,

PROFITABLE, INTERESTING FUTURE

in
TELEVISION
RADIO - ELECTRONICS

RADIO CHIEF OF ILE DE FRANCE
FRENCH LUXURY LINER PRAISES D T I

Radio Chief—Jean Desmas Says:

"Your Training Organization in Chicago is known not only throughout Europe, but also in many parts of the world as one of America's finest Television, Radio and Electronics training centers."



JACK DEMPSEY

Former World's Heavyweight Champion
TELLS WHY HE'S PROUD
TO BE
WITH **D T I**

- I have been greatly impressed with D T I's wonderful spirit of friendliness and sincere determination to help its students make good in Television-Radio-Electronics.
- I admire its remarkable 25 year record of helping men build brighter futures.
- I also admire the business policy of its management and the thoroughness of its large faculty of instructors.
- Never have I heard young men praise a school as enthusiastically as do the students and graduates of D T I They are its best boosters.



Prepare At Home Or In Our Chicago Laboratory!

See for yourself how readily you may prepare at home, or in our modern Chicago laboratories, for a good job or business of your own in one of America's most promising, fast-growing fields—TELEVISION-RADIO-ELECTRONICS.

If you train at home you get (1) the use of a 16-mm. movie projector and 16 reels of animated movies to help you learn important points faster . . . easier, (2) modern, well illustrated lessons and (3) sixteen shipments of electronic parts enabling you to get valuable practical experience from over 300 projects—including building and keeping the electronic equipment shown below. And upon completing training, you have the optional privilege of building and keeping a big 21 INCH TV Set. (D T I offers another home training in Television-Radio-Electronics, but without the TV set.) Get the full story. Mail coupon today!



LAUD D T I'S HOME MOVIES IN CONGRESS

D T I's remarkable home training benefit of visual training MOVIES has been praised from the floor of the House of Representatives in Washington, D.C. and recorded in the Congressional Record.



If subject to military service, the information we have for you should prove very helpful. Mail coupon today.

"One of America's Foremost Television Training Centers"



DEVRY TECHNICAL INSTITUTE

CHICAGO 41, ILLINOIS

FORMERLY

DEFORST'S TRAINING, INC.

89 WAYS TO EARN MONEY IN TELEVISION RADIO ELECTRONICS

MEMBER OF NATIONAL HOME STUDY COUNCIL
MAIL COUPON TODAY!

DEVRY TECHNICAL INSTITUTE
4141 BELMONT AVE., CHICAGO 41, ILL.

Dept. PE-7-M

I would like your valuable information-packed publication showing how I may get started toward a good job or my own business in Television-Radio-Electronics.

Name _____ Age _____
Street _____ Apt. _____
City _____ Zone _____ State _____
1005 D T I's Training is Available In Canada

**KNOW YOUR
P'S AND Q'S
ABOUT GOOD
TEST EQUIPMENT**

**only EMC
instruments
give you ...**


Precision
components
and assembly
techniques
insuring
unexcelled

Performance
and accuracy
never before
at such a low

Price
with the
famous EMC
standards of


Quality
all of which means
you get a greater

Quantity
of modern equipment
for better,
faster servicing.



NEW RF Signal
Generator

EMC Model 501
with leads
\$37.90 (Wired &
Tested)
\$24.90 (Kit Form)



NEW Resistance-Capacity
Substitution Box

EMC Model 900
(Wired &
Tested)
\$10.25 (Kit Form)



Free

Yes, tell me more, send me — FREE — a
detailed catalog of the complete EMC line.

Name

Street

City State PE-7

EMC ELECTRONIC MEASUREMENT CORP.
280 LAFAYETTE STREET
NEW YORK 12, NEW YORK
EXPORT DEPT. 376 BROADWAY, N. Y. 13, N. Y.

Carl & Jerry (Continued from page 10)

long time and has a right to keep on doing so without interruption.

"Anyway, I'd just as soon not send the tugboat out any distance today. We'll keep it here close to the bank while we become familiar with the controls. Then, too, I want to see which one of these propellers I brought along will provide the most push. Running the motor for only short stretches at a time should help to break it in."

WITHOUT further talk, the boys started the motor and gently placed the little boat in the water. It rode beautifully as they sent it in tight circles close to the bank, and they were deeply gratified at how quickly and completely it responded to signals sent out by the transmitter. Then Jerry fastened a line from one of the towing irons at the stern of the little tug, and fastened the other end of the line to a spring scale held just above the surface of the water. Carl pushed the full-throttle button on the transmitter, and the popping exhaust suddenly rose to a high-pitched whine. The water boiled up behind the stern of the little vessel as it squatted low in the water to pull with all its might against the scale.

They noted the measured pull of the boat and then placed another propeller on the drive shaft and repeated the test. One propeller of the four eventually tried showed several ounces more pull than any of the rest; so the boys left it on the shaft. Then they refilled the fuel tank and prepared to proceed with their next experiment: trying to "dock" an old railroad tie floating leisurely past by pushing against it with the fender around the tug's bow.

"Old Sourpuss must have caught one," Carl commented, as he rose from placing the boat back in the water, and glanced out to where the old man was standing up in his boat a couple of hundred yards away.

"No; he's pulled in the anchor and is letting the boat drift with the breeze. I've been watching him. He ought not be standing up in a narrow boat that way, though—"

Jerry broke off with a gasp as the old man, who had been transferring a minnow bucket from one side of the boat to the other, suddenly lost his balance and toppled out of the boat backward, the minnow bucket still clutched in his hands. The departing thrust of his feet gave the boat a shove and it was a good thirty feet away when his head bobbed to the surface.

"HELP! HELP!" the choked voice of the old man came faintly to the boys.
"Can't you swim?" Carl called through

How's your

BATTING AVERAGE

with the boss?



Are you still making a hit? Are you up for the job ahead? Here's a sure way to score in any league!

If your boss is like most, he's casting his critical eye on everybody these days. He wants to know how you stack up. Are you making good—or marking time? When the changes come, will you go up—or out?

This is no time for casual resolve. What you plan to do six months from now may be too late. You've got to prove your worth—NOW!

3 FREE BOOKS

Free, illustrated catalog outlining opportunities in the field that interests you. Also 36-page, pocket-size guide to advancement, "How to Succeed," a gold mine of helpful tips. Also, free sample lesson (Math).

For Real Job Security—Get an I. C. S. Diploma!

I. C. S., Scranton 9, Penna.

Member, National Home Study Council

INTERNATIONAL CORRESPONDENCE SCHOOLS

65TH YEAR

BOX 85622F, SCRANTON 9, PENNA.

(Partial list of 256 courses)

Without cost or obligation, send me "HOW TO SUCCEED" and the opportunity booklet about the field BEFORE which I have marked X (plus sample lesson):

- ARCHITECTURE and BUILDING CONSTRUCTION**
- Air Conditioning—Refrig.
 - Architecture
 - Architectural Interiors
 - Building Contractor
 - Building Estimator
 - Building Maintenance
 - Carpentry and Mill Work
 - Heating
 - Painting Contractor
 - Plumbing
 - Reading Arch. Blueprints

ART

- Cartooning
- Commercial Art
- Fashion Illustrating
- Magazine Illustrating
- Show Card and Sign Lettering
- Sketching and Painting

AUTOMOTIVE

- Auto Body Rebuilding
- Auto Elec Technician
- Auto-Engine Tune Up
- Automobile Mechanic

AVIATION

- Aeronautical Engineering Jr.
- Aircraft & Engine Mechanic

BUSINESS

- Advertising
- Bookkeeping and Accounting
- Business Administration
- Business Correspondence
- Public Accounting
- Creative Salesmanship
- Federal Tax
- Letter-writing Improvement
- Office Management
- Professional Secretary
- Retail Business Management
- Sales Management
- Stenographic-Secretarial
- Traffic Management

CHEMISTRY

- Analytical Chemistry
- Chemical Engineering
- Chem. Lab. Technician
- General Chemistry
- Natural Gas Prod. & Trans.
- Petroleum Engineering
- Plastics
- Pulp and Paper Making

CIVIL, STRUCTURAL ENGINEERING

- Civil Engineering
- Construction Engineering
- Highway Engineering
- Reading Struct. Blueprints
- Sanitary Engineering
- Structural Engineering
- Surveying and Mapping

DRAFTING

- Aircraft Drafting
- Architectural Drafting
- Electrical Drafting
- Mechanical Drafting
- Mine Surveying and Mapping
- Plumbing Drawing and Estimating
- Structural Drafting

ELECTRICAL

- Electrical Engineering
- Electrical Maintenance
- Electrician Contracting
- Lineman

HIGH SCHOOL

- Commercial Good English
- High School Subjects
- Mathematics

LEADERSHIP

- Foremanship
- Industrial Supervision
- Leadership and Organization
- Personnel-Labor Relations

MECHANICAL AND SHOP

- Gas—Electric Welding
- Heat Treatment Metallurgy
- Industrial Engineering
- Industrial Instrumentation
- Industrial Supervision
- Internal Combustion Engines
- Machine Design-Drafting
- Machine Shop Inspection
- Machine Shop Practice
- Mechanical Engineering
- Quality Control
- Reading Shop Blueprints
- Refrigeration
- Sheet Metal Worker
- Tool Design Toolmaking

RADIO, TELEVISION

- Industrial Electronics
- Practical Radio TV Eng'ng
- Radio and TV Servicing
- Radio Operating

RAILROAD

- Television Technician
- Air Brake Equipment
- Car Inspector
- Diesel Engineer & Fireman
- Section Foreman

STEAM AND DIESEL POWER

- Combustion Engineering
- Diesel—Elec. Diesel Eng's
- Electric Light and Power
- Stationary Fireman
- Stationary Steam Engineering

TEXTILE

- Carding and Spinning
- Cotton, Rayon, Woolen Mfg.
- Finishing and Dyeing
- Loom Fix'g Textile Des'g
- Textile Eng'g Throwing
- Warping and Weaving

MISCELLANEOUS

- Domestic Refrigeration
- Marine Engineering
- Ocean Navigation
- Professional Engineering
- Short Story Writing
- Telephony

Name _____ Age _____ Home Address _____

City _____ Zone _____ State _____ Working Hours _____ A.M. to P.M.

Occupation _____

Canadian residents send coupon to International Correspondence Schools, Canadian, Ltd., Montreal, Canada. . . . Special tuition rates to members of the U. S. Armed Forces.

Only
\$49⁹⁵

For the complete
tube tester.
Accessories extra.

A low cost **JACKSON** tube tester



with Plug-in
Adapters for
additional
tests

You get fast and accurate test results on a low equipment investment with the expandable JACKSON Customatic "Forty-Niner." Plug-in adapters use tester meter and power supply to provide extra test circuits at least cost.

TESTER FEATURES

- Quickly checks all modern tubes.
- Lever positions show pin connections.
- 5-in. meter for GOOD-BAD or % quality indication.
- Sensitive shorts test.
- Line voltage adjustment shows actual line voltage.
- All-steel case with tough, handsome Jacksonite finish.

Plug-in Adapters now available

Model P49B Plug-in Unit—Adapts "Forty-Niner" for any plug-in accessories. Easily installed in a few minutes. Only \$2.95, net.

49N High Resistance Shorts Tester—Shows value of interelement leakage from .25 to 2 megohms. Only \$6.95, net.

49C Filament Current Tester—Shows actual current, three ranges from 500 mills full scale to 5 amps full scale. Only \$14.95, net.

49R Selenium Rectifier Tester—Accurately tests all selenium rectifiers from 20 to 650 ma at 25 to 300 volts. Only \$17.95, net.

49S Auxiliary Tube Socket Unit—Has sockets for 4, 5, 6, combination 7, subminiature 7 & 8 pin tubes. \$11.95, net.

AND MORE TO COME

TERMS—Send \$49.95 plus cost of desired accessories and we'll pay the shipping costs. Or mail us \$10.00 now, then pay postman balance plus C.O.D. charges. Send for literature on other Jackson Equipment.

LION SALES

2500 Woodway Ave., Dayton 6, Ohio

Carl & Jerry (Continued from page 12)

the megaphone his cupped hands made. "Nary a stroke," was the answer. "This minnow bucket is holding me up, but it leaks and won't last long."

Carl sat down on the grass and began tearing at his shoelaces.

"That's too far to swim," Jerry said desperately. "He'll have gone under long before you get there."

"I've gotta try. We can't just sit here and watch him drown."

"The tugboat! The tugboat!" Jerry exclaimed, as his eyes lighted on the puttering little model that slowly had put out from shore while it was left unattended. He pushed a button on the transmitter case, and the motor exhaust rose to a scream of power as the tug shot ahead. It performed a graceful arc and hurtled across the surface of the water.

"What are you going to do?" Carl demanded, watching the swiftly narrowing gap between the little tug and the head of the old man—which could just be seen in the water beyond the drifting rowboat. "That little model will never keep him afloat. It might if he were careful, but he's too excited to think. He'll capsize the tug at his first grab."

"Don't forget that this is a tugboat we've got," Jerry remarked, without taking his eyes off the little radio-controlled craft. As he spoke, the little boat's motor slowed to an idle, and it settled down in the water as it moved slowly ahead to nuzzle its prow against the square stern



... Just as the rowboat was almost within reach of the old man's outstretched hand, it turned aside; Jerry had pushed the wrong button . . .

Always say you saw it in—POPULAR ELECTRONICS

NATIONAL SCHOOLS

proudly presents

FOR MEN
WHO WANT
TO EARN
MORE MONEY

• ALL 8 BRANCHES OF TELEVISION • ELECTRONICS • RADIO IN ONE DYNAMIC, MODERN SHOP METHOD, HOME TRAINING COURSE

* Registration applied for

Another great advance in **HOME STUDY TRAINING**. Let National Schools, of Los Angeles, a practical Technical Resident Trade School for over 50 years, train you at home by Shop-Method, for today's unlimited opportunities in **ALL 8 BRANCHES** of the Television, Electronics, Radio Industry

Check all you receive in **One Master Course at One Low Tuition**

1. Television — Including Color TV
2. Radio — FM and AM
3. Industrial Electronics
4. Sound Recording and Hi-Fidelity
5. Preparation for FCC License
6. Automation
7. Rotor and Sonor
8. Communications

ALL OF THIS MODERN NEWEST PRACTICAL EQUIPMENT IS YOURS TO KEEP!

- Parts to Build a modern TV set, including large screen Picture Tube
- Parts to build a powerful Superhet Receiver, standard broadcast and short wave
- Parts to conduct many experiments and build Continuity Checker, RF Oscillator, TV Circuits, Audio Oscillator, TRF Receiver, Signal Generator
- Professional Multimeter
- These are a MUST for all technicians

YOU DO MANY PRACTICAL JOBS

You do servicing, circuit analysis and many other down-to-earth experiments. You build a modern TV set from the ground up... with equipment kits we give you, including a new large screen picture tube and professional Multimeter, at no additional charge.

EARN AS YOU LEARN! Many of our students earn their entire tuition and more in Spare Time jobs we show them how to do while learning **YOU GET GRADUATE ADVISORY SERVICE, TOO**

L. J. ROSENKRANZ
President of NATIONAL SCHOOLS



This Master Shop-Method course is completely up-to-date. Here in Los Angeles, the TV and Electronics center of the world, we are able to keep in constant touch with the industries' latest developments. As a student, you will quickly master all phases at home... in your spare time. Your earning power will grow with every lesson. Just as thousands of National Schools graduates do every day, you can handle servicing, manufacturing, repairing, hundreds of other jobs, or make good money in your own business. **SECURE YOUR FUTURE—NOW SEND COUPON BELOW**



IN THESE MODERN TV STUDIOS, SHOPS AND LABORATORIES, your Shop-Method Home-Study Course was developed by experienced instructors and engineers. What an advantage that is to you at home — each lesson is tested, proved, easy to understand. You can master the most up-to-date projects, such as color TV set repair, printed circuits — even prepare for F.C.C. License and industrial electronics without taking a special course. **TAKE YOUR FIRST STEP NOW TO A TOP-PAY JOB IN TV, ELECTRONICS, RADIO — SEND COUPON BELOW TODAY.**

ALL YOURS
TO KEEP

APPROVED FOR
VETERANS
AND
NON-VETERANS

NATIONAL SCHOOLS

4000 S. FIGUEROA ST., LOS ANGELES 37, CALIF
187 N. LA SALLE ST., CHICAGO 1, ILL.

IN CANADA: 811 W. Hastings St., Vancouver, B. C.

NATIONAL SCHOOLS
TECHNICAL TRADE TRAINING SINCE 1905
Los Angeles, California

GET FAST SERVICE—MAIL NOW TO OFFICE NEAREST YOU!

NATIONAL SCHOOLS, DEPT. R2G-76
4000 S. FIGUEROA ST., LOS ANGELES 37, CALIF. OR 187 N. LA SALLE ST., CHICAGO 1, ILL.
Rush free TV-Radio "Opportunity" Book and sample lesson. No salesman will call.

NAME _____ BIRTHDAY _____ 19 _____

ADDRESS _____

CITY _____ ZONE _____ STATE _____

VETERANS: Give Date of Discharge

MEMBER



SAMPLE LESSON
TELEVISION-RADIO

YOUR FUTURE
IN RADIO
TELEVISION

FREE!

Fully Illustrated "CAREER" BOOK in TV, Radio, Electronics, AND actual Sample Lesson—yours at no cost, no obligation. **SEND COUPON NOW—TODAY!**

Carl & Jerry (Continued from page 14)

of the rowboat. Then Jerry pushed a button and the motor again revved up to full-throttle. The rowboat lazily moved ahead toward the head of the old man. Just as it was almost within reach of his outstretched hand, it turned aside; Jerry had pushed the wrong button and the bow of the little model slipped off the transom of the rowboat.

"Hey, what are you doing?" Carl demanded accusingly.

"This is tricky," Jerry explained desperately. "You gotta make the tugboat go to the right when you want the rowboat to go to the left."

As he talked, he sent the little boat in a tight circle and brought it into position once more. This time he successfully maneuvered the rowboat into the reach of the barely floating man.

AS SOON AS the old man had safely hold of something substantial, the paralyzing fear went out of him. He moved hand over hand along the side of the boat to the square stern and then pulled himself into the boat over the transom. After resting a few seconds, he took in his poles and started rowing toward the boys, keeping an interested watch on the

little tug that performed triumphant circles around him as he rowed along.

"Well, boys, I just don't know what to say," he admitted candidly, stepping out on the shore. "I know as sure as I'm standing here that if weren't for you two and that dandy little boat of yours I'd be dead right now. But I can't seem to think of any way to tell you how much I thank you."

"Don't worry about that," Jerry said, with a friendly grin. "We're just tickled to pieces that everything worked so well."

"This much I HAVE to say," the old man went on. "I sure feel bad about the way I talked to you two a little while ago. From now on in, as far as I'm concerned, you can run that wonderful little contraption right up and down my backbone any time you please."

"Then maybe you'd like to come down here tomorrow and watch us try it out for some speed runs," Carl suggested.

"I'd be proud to," the old man said promptly. "Fact is, I'm kind of hankering to have one of those things myself. While I was rowing in, I had the idea that if a man trolled a pork-rind spinner off the back of that thing there's no telling how many bass he might take! And he could just sit here on the bank and smoke his pipe while he was doing it, too!"

-30-

biggest dollars

worth ever!

STANLEY'S
HIGH QUALITY
TUBES

never before

price slashed so

LOW!



STANLEY
ELECTRONICS CORP

LARGEST TUBE SELECTION ANYWHERE!

If the tube you want isn't listed! We'll get it for you!
Individually boxed—1 year RTMA Guarantee—Best Brands.

| | | | | | | |
|-------|--------|--------|--------|---------|---------|---------|
| 0Z4 | 1U4 | 6AG5 | 6BQ7A | 6SA7 | 7C7 | 12SK7GT |
| 1A3 | 1U5 | 6AG7 | 6B5Y5G | 6SA7GT | 7E5 | 12SL7GT |
| 1A5GT | 1V | 6AH4 | 6BZ7 | 6SC7 | 7E6 | 12SN7GT |
| 1A6 | 1V2 | 6AH6 | 6C4 | 6SG7 | 7E7 | 12SQ7GT |
| 1A7GT | 1X2A | 6AJ5 | 6C5GT | 6SH7GT | 7F7 | 12Z3 |
| 1AB5 | 2A5 | 6AK5 | 6CF6 | 6S17 | 7F8 | 14A5 |
| 1AX2 | 2A6 | 6AL3 | 6C6 | 6SJ7GT | 7G7 | 14A7 |
| 1B3GT | 2A7 | 6AL7GT | 6CB6 | 6SK7 | 7H7 | 14Q7 |
| 1B4P | 2B7 | 6AQ5 | 6CD6G | 6SK7GT | 7K7 | 19B6G6 |
| 1B5 | 3A4 | 6AQ6 | 6CS6 | 6SL7GT | 7N7 | 19J6 |
| 1B7GT | 3A5 | 6AQ7GT | 6D6 | 6SN7GT | 7Q7 | 19T8 |
| 1C5GT | 3B9GJ | 6A55 | 6E5 | 6SQ7 | 7S7 | 24A |
| 1C6 | 3B7 | 6AT6 | 6F5GT | 6SQ7GT | 7X6 | 25AV5GT |
| 1C7G | 3D6 | 6AU4 | 6F6GT | 6SR7 | 7Y4 | 25BQ6GT |
| 1C8 | 3Q4 | 6AU5GT | 6F7 | 6SR7GT | 7Z4 | 25L6GT |
| 1D5GP | 3Q5GT | 6AU6 | 6G6G | 6SS7 | 12A6 | 25Y5 |
| 1E5GP | 3S4 | 6AV5GT | 6H6GT | 6T8 | 12AT6 | 25Z5 |
| 1E6 | 3V4 | 6AV6 | 6J5 | 6U8 | 12AT7 | 27 |
| 1F7G | 5AX4 | 6AX4 | 6J6 | 6V6GT | 12A6G | 32L7GT |
| 1H6GT | 5T4 | 6AX5GT | 6J7 | 6W4GT | 12A7 | 35A5 |
| 1J6GT | 5U4G | 6B5 | 6J7GT | 6W6GT | 12AV6 | 35B5 |
| 1L4 | 5V4G | 6B6G | 6J8G | 6X4 | 12AV7 | 35C5 |
| 1L6 | 5X4G | 6B7 | 6K5GT | 6X5GT | 12AX7 | 35L6GT |
| 1L8 | 5Y3G | 6B8G | 6K6GT | 6Y6G | 12AY7 | 35W4 |
| 1LCS | 5Y3GT | 6BA6 | 6K7 | 7A4-XXL | 12BA6 | 35Z3 |
| 1LC6 | 5Y4G | 6BA7 | 6K7GT | 7A5 | 12BA7 | 35Z5GT |
| 1LD5 | 5Z3 | 6BC5 | 6K8G | 7A6 | 12B4 | 45Z5GT |
| 1LE3 | 5Z4 | 6BD5GT | 6K8GT | 7A7 | 12BE6 | 50A5 |
| 1LG5 | 6A3 | 6BE6 | 6L6GA | 7A8 | 12BH7 | 50B5 |
| 1LN5 | 6A5G | 6BF5 | 6L7G | 7AG7 | 12BY7 | 50C5 |
| 1NSGT | 6A7 | 6BG6G | 6N7 | 7B4 | 12J5GT | 50L6GT |
| 1P5GT | 6A8 | 6BH6 | 6P5GT | 7B5 | 12K8 | 70L7GT |
| 1Q5GT | 6A8GT | 6BJ6 | 6Q7 | 7B6 | 12SA7 | 75 |
| 1R5 | 6A84 | 6BK5 | 6Q7GT | 7B7 | 12SA7GT | 77 |
| 1S4 | 6AB7 | 6BK7A | 6R7 | 7B8 | 12SG7 | 78 |
| 1S5 | 6AC5GT | 6BL7GT | 6S4 | 7C4 | 12SH7 | 80 |
| 1T4 | 6AC7 | 6BN6 | 6S7G | 7C5 | 12SJ7GT | 83V |
| 1T5GT | 6AF4 | 6BQ6GT | 6S8GT | 7C6 | 12SK7 | 8 |

HARD-TO-GET TUBES ALWAYS IN STOCK

Write for NEW FREE CATALOG! LOWEST PRICES ANYWHERE

Picture Tubes—Transmitter Tubes—Radio & TV Parts
TERMS: FREE POSTAGE on all prepaid continental U.S.A. orders on receiving tubes only. 50¢ handling charge on all orders under \$3. 25% deposit on all C.O.D.'s. Subject to prior sale.

935 MAIN AVE., PASSAIC, N. J.
Dept. PE-7, Gregory-1-2498

TAKE
YOUR
CHOICE!
ANY
ASSORTMENT
RECEIVING
TUBES

47¢
EACH

Unconditionally Guaranteed
for one year.

FREE POSTAGE
on all prepaid continental
U.S.A. orders.

HOW SAFE IS YOUR CAR?

In case of accident, safety features in your car could mean the difference between life and death!

Now . . . with the help of the July *Safety Issue* of HOME and AUTO MECHANIC, you can make your car 100% safer at little cost. Let July HOME and AUTO MECHANIC show you how to:

- INSTALL SEAT BELTS
- PAD DASHBOARD
- CHECK BRAKES AND SHOCK ABSORBERS
- ALIGN WHEELS AND STEERING
- ADJUST DOOR LOCKS FOR SAFETY
- REPAIR WINDSHIELD WIPERS
- ADJUST HEADLIGHTS. TIGHTEN CHASSIS BOLTS
- CHECK MUFFLERS. TAIL PIPES




Don't miss this important Safety Issue!

Buy your copy of July HOME and AUTO MECHANIC now!

ON SALE AT ALL NEWSSTANDS—ONLY 35¢



ZIFF-DAVIS PUBLISHING COMPANY 366 Madison Ave. N. Y. 17, N. Y.



HIGH-PAY CAREERS

IN ELECTRONICS — TELEVISION — RADIO

Await Men with COMPLETE Training!

Nationally-recognized, accredited Central training is *designed* to get you into high-paying career positions in the shortest possible time. In addition, Central's "Progressive Plan" is so arranged that each phase of training you complete qualifies you for a more important, better-pay position. In just a few short weeks you are qualified for certain basic jobs. Then, with every additional training phase that you complete, you qualify "up the ladder" for more advanced types of positions. Central offers *complete* Electronics-TV-Radio training leading to an Associate of Science degree, and qualifying you as an *Electronics Engineering Technician!*

Thousands of Central graduates have been placed at almost every technical level in the electronics industry. Free nation-wide placement service.

3 PROVEN TRAINING PLANS

(Choose the one that fits your requirements)

1. HOME STUDY COURSE (with 9 kits of equipment)

—Qualifies you for diploma, FCC license, and a variety of electronics jobs (or transfer into advanced resident training).

2. HOME STUDY-RESIDENT COURSE (with 9 kits of equipment)

—Home study, followed by short period of resident training. Qualifies you for diploma, FCC license, and a wide variety of Electronics-TV-Radio positions (or continue with advanced resident training). An accredited technical institute curriculum.

3. FULL RESIDENT COURSE

—Qualifies you for Associate of Science (A.S.) degree and top-pay employment opportunities as Electronics Engineering Technician. Part-time employment opportunities available for students while training. An accredited technical institute curriculum.

Don't limit yourself! Get the facts on Centrals *complete* training that can take you just as far as you want to go in the electronics technician field. Send coupon *today* for FREE brochure on your opportunities in Electronics.

VETERANS! Central offers courses approved under G.I. Bill

CENTRAL TECHNICAL INSTITUTE

Dept. A-76, 1644 Wyandotte St., Kansas City 8, Mo.

Tell me more about how you can qualify me for a high-pay Electronics career.

Name _____ Age _____

Address _____ Phone _____

City _____ State _____

If Korean veteran, give approximate discharge date _____

HERSHEL'S SUMMER SPECTACULARS!

OIL CONDENSER
\$165
 2 MFD. 3000 VDC. Pyranol Oil w/ Mounting Brackets. Inc. 3000 VDC. New, removed from equip. 4 1/2" x 4 1/4" x 2 1/2"

PHOTO ELECTRIC CELL
95¢
 CE Vacuum Cell used in A.M.P.R.O. Projector. Also useful for opening garage doors and Alarm Systems.

GE Pyranol Oil CONDENSER
 12 MFD. 330 VAC. 60 CY. **95¢**
 Removed from equip. NEW.

30 TUBE SOCKETS. Subminiatures, 7 & 9 pin Miniatures, 4 to 8 pins. Mica-filled & ceramic; shield base type. Tool

2000 PCS. HARDWARE. Radio, TV, shop, wood-working screws, springs, trimmets, etc.

40 MOULDED CONDENSERS. Best known makes. 0005 to 0.1 mf to 1000V.

30 CERAMIC DISC CONDENSERS. 5 mmf to .01 mf. to 3000V TV repairmen note!

8 TUBULAR ELECTROLYTICS. Popular values to 450V. Top makes, axial leads.

60 KNOBS. Instrument, radio, TV types. Push-on & set screw types. Some 3/8 ea.

10 PANEL SWITCHES. Micro, car, momentary, push & rotary. Wide variety.

60 TUBULAR CONDENSERS. 25 values! .00035 to 1 mf., up to 6000V. Oils, too.

10 FP & TWIST ELEC. TROLYS. Assorted, to 1000 mf., to 450V. Some multiples.

100 COIL FORMS. Experimenters, note! Wide variety of shapes & sizes. Ceramic and bakelite.

60 CARBON RESISTORS. Insulated. 35 values. 15 ohms to 10 megs. 1/2, 1 & 2W. 5% 100% Incl. Famous Allen Bradley!

SAVE \$7.07
 On this new 6-Position INDOOR ANTENNA
 Reg. \$10.95
\$3.88
 Complete
 Improves TV Reception or You Get Your MONEY BACK



YOUR CHOICE ANY KIT LISTED IN THIS AD 97¢

60 MICA CONDENSERS. Rare offer! Postage stamp types, 25 values. .0001 to .01; to 1200 VDC. Many silver. 5% tool.

125 CARBON RESISTORS. 30 values; 100 ohms to 1 meg; 1/2, 1 & 2W. Many 5%. Un-insulated.

30 POPULAR BULBS. Special! Wide variety standard, miniature, screw and bayonet types. 1.1 thru 6V.

12 LINE CORDS. AC/DC cords; molded plugs. For all electrical eqpt. Stock up now!

50 CERAMIC CONDENSERS. Tubular, disc, button & standoffs! 5 to .01 mmf to 1000V.

12 VOLUME CONTROLS. Handy, shop asst. of radio, TV, lab units. Some WW.

50 RF COILS & CHOKES and slug-tuned coils for TV, radio, lab. 20 types.

20 POWER RESISTORS. Wirewound. 20 values. 5 ohms to 12,000. 5 to 50 watts. Candium & tubular types.

POP'ronics BOOKSHELF

"HI-FI LOUDSPEAKERS AND ENCLOSURES" by Abraham B. Cohen. Published by John F. Rider Publisher, Inc., 480 Canal St., New York 13, N. Y. Soft cover, 368 pages. Price, \$4.60. (Hard cover, \$5.50.)

Suppose you could have, as a permanent but undemanding guest in your home, one of hi-fi's leading authorities on speakers, crossover networks, and baffles—who would answer practically every single question on those subjects that could come up. It sounds like an audiophile's wild dream, but this incredible book almost makes the dream become a reality. For this volume is, without doubt, the clearest and most complete treatment we have yet reviewed on the entire subject of converting electrical impulses from an amplifier into the acoustical energy we perceive as sound in our listening room.

The book is divided into three main parts, each of which, in turn, is subdivided into detailed chapters. The general topics include loudspeakers, enclosures, and "the room." Various types of reproducers are described, their advantages and limitations are listed, and recommendations for their use are included. The non-technical music lover will enjoy the lucid explanations and discussions of recent equipment; the technically minded will find ample material for cogitation as well as "do-it-yourself" action in the instructions for winding one's own crossover coils and constructing numerous types of enclosures.

Theoretically solid and practically indispensable, this is a book that fills a big gap in the literature of high fidelity. It is, in a word, the best discussion yet published of hi-fi's most controversial and disturbing area.

Recommended: as a must for every music lover and audio enthusiast.

"THE MIGHTY FORCE OF RESEARCH" by the Editors of Fortune. Published by McGraw-Hill Book Co., Inc., 330 West 42 St., New York 36, N. Y. Cloth bound. 308 pages. Price, \$4.00.

Scientific research in this country is a four-billion-dollar-a-year business, and it's

All New MYSTERY PACKAGE

of ELECTRONIC PARTS

It's the surprise of your life! 20 pounds of BRAND NEW usable Q.O.V.T. surplus. The ideal gift for hams, etc.

Worth \$40.00
 Our Price **\$3.95**
 Ship Wt. 20 lbs.



PICTURE TUBE BRIGHTENER 94¢

TERMS: Cash with order or 25% DOWN—BALANCE C.O.D.
 ALL PRICES NET F.O.B. DETROIT MINIMUM ORDER \$2.00

HERSHEL RADIO CO. TYler 8-9400
 5249 GRAND RIVER Detroit 8, Michigan

INTERESTED IN Electronics-TV-Radio



CARL E. SMITH, E.E.
President

Then you will want to know

WHAT IS THE FCC?

It's amazing what the future holds for you in this modern world of electronics. Let me send you the entire story—FREE!

- How to pass the FCC Exam • A Sample FCC lesson • Money-making FCC License Information

I can train you to pass the Valuable FCC exam in a minimum of time if you have any practical experience and a fair knowledge of mathematics.

CARL E. SMITH, E.E.—President

How Can I Get a Valuable
FCC COMMERCIAL OPERATOR'S **LICENSE?**
MY PASSPORT TO FUTURE SECURITY
GET THESE FREE



These Three Booklets Tell You

- 1 Where to apply to take FCC Examinations.
 - 2 Scope of knowledge required.
 - 3 Necessary FCC exam preparation.
 - 4 Positive knowledge check.
- And additional data of great value.

JOIN the LIST of SUCCESSFUL ELECTRONIC TECHNICIANS

| | License | Time |
|--|-----------|----------|
| ✓ Harry G. Frame, Box 429, Charleston, W. Va. | 2nd Class | 13 weeks |
| ✓ Charles Ellis, Box 449, Charles City, Iowa | 1st Class | 28 weeks |
| ✓ Omar Bibbs, 1320 E. 27th St., Kansas City, Mo. | 1st Class | 34 weeks |
| ✓ Kenneth Rue, Dresser, Wisconsin | 2nd Class | 20 weeks |
| ✓ B. L. Jordan, Seattle, Washington | 1st Class | 20 weeks |

AND THOUSANDS MORE!

YOUR GUARANTEE—

WE GUARANTEE to train and coach you at home until you pass the all-important FCC examination. . . . If you fail to pass after completing our course, we will continue your training without additional cost until you successfully obtain your commercial license—provided you first sit for this examination within 90 days after completing our course.

NATIONAL HOME
STUDY COUNCIL

Approved Member

THROUGH US—START BUILDING FOR A
PROFITABLE LIFETIME PROFESSION

MAIL COUPON TODAY

CLEVELAND INSTITUTE OF RADIO ELECTRONICS
4900 EUCLID AVE., DESK PE-14
CLEVELAND 3, OHIO

(ADDRESS TO DESK NO. TO AVOID DELAY)

I want to know the facts, without obligation, how I can get my FCC ticket in a minimum of time. Rush me your FREE booklet "How to Pass FCC License Examinations" (does not cover exams for Amateur License) as well as sample FCC type exam and the amazing new booklet, "Money-Making FCC License Information."
PLEASE PRINT CLEARLY

NAME AGE.....

ADDRESS

CITY STATE.....

PASTE ON A 2 CENT POSTCARD OR SEND AIR MAIL
Special tuition rates to members of the U. S. Armed Forces
Electronic training also available to Canadian Residents

EMPLOYERS MAKE JOB OFFERS
EVERY MONTH!

YOUR FCC TICKET IS RECOGNIZED
BY MOST EMPLOYERS IN THE ELECTRONICS FIELD AS PROOF OF YOUR TECHNICAL ABILITY.


PAVE THE WAY FOR YOUR SHARE
OF THE BETTER THINGS IN LIFE.

CLEVELAND INSTITUTE OF RADIO ELECTRONICS

4900 Euclid Ave., Desk PE-14

Cleveland 3, Ohio

July, 1956



Centralab's NEW Fastatch®
Senior Compentrol® Kit
**PUTS MORE TWEET
IN YOUR TWEETER...
more woof
in your woofer**

How do you titillate your tympanum? With tones true but tempered? Or do you show no pity for the plaster and want 'em true but thunderous?

Either way, Centralab's new Fastatch Senior Compentrol Kit is for you. For, quick as a wink, you can assemble the ultimate in a compensated control, to improve the tonal performance of your hi-fi amplifier or pre-amplifier.

You can get any shaft-length you want. It's a SNAP to do it!



Snap front unit . . .
(with shaft cut to length)

To rear unit . . .
(with shaft cut to length)

Add the knobs . . .
— and there's your compensated control

A special Printed Electronic Circuit*, pre-wired to the rear unit, automatically bolsters frequencies otherwise often lost. Two additional high-boost plates are included in the kit, in case your taste demands even further emphasis of the highs.

Ask your Centralab distributor for a Centralab C2-200 kit.

C2-200 Kit . . .

\$4.75

Suggested net price

Send for Compentrol booklet.
Write Centralab, Dept. 991G.,
Milwaukee 1, Wis.

*Trademark

Centralab

time somebody wrote a book telling us what it's all about. This volume provides insight into the methods, aims, and results of organized research. Also, by presenting a detailed panorama of this activity, it may indicate to many a possible choice of career. Electronics is deeply involved in most scientific work today both as a tool of research and as an area of exploration for new developments and applications.

Several important areas of science are covered in the text. Notable for their intrinsic interest to POP 'tronics readers are the chapters on "The Peaceful Atom," and "The Automatic Factory." Possibilities of new avenues of communication are explored in "The Information Theory," which forms part of the basis for certain computers.

Recommended: as an engaging treatise on the relation of modern science to modern life.



"HOW TO SELECT AND USE YOUR TAPE RECORDER" by David Mark. Published by John F. Rider Publisher, Inc., 480 Canal St., New York 13, N. Y. Paper bound. 140 pages. Price, \$2.95.

This book will enable you to get the most enjoyment out of your tape recorder, regardless of make or cost. If you are one of the legion of hobbyists on the verge of buying a tape machine, and still undecided about the kind to get, some of the points covered here may clarify your own thinking and help you make a selection of a unit that will best serve your needs.

Almost every phase of home recording is covered, with the exception of servicing the equipment. Included is some notable material on microphone placement and techniques, tape editing and splicing, and hookup methods. A "Buyer's Guide" section describes and illustrates 79 different tape recorders that are commercially available.

Recommended: for everyone interested in using a tape recorder at home, in business, at school, etc.



"THE QUEST FOR QUALITY" by Norman Crowhurst. Published by Norman Price Ltd., London, England. Distributed in the USA by British Radio Electronics, 1833 Jefferson Place N.W., Washington 6, D.C. 80 pages. Paper bound. Price, \$1.50.

This little volume contains a concise discussion of the salient points that audio engineers "go after" in designing hi-fi equipment and in setting up sound systems. Descriptive rather than expository, the text discusses briefly some of the techniques used in checking system perform-

Always say you saw it in—POPULAR ELECTRONICS

CREI prepares you quickly for success in

The future is in your hands!

The signs for the future are plain for trained men in the electronics industry. It is a tremendous industry, and—at the present time there are more jobs than there are trained men to fill them. But—when there's a choice between a trained and untrained applicant, the trained man will get the job.

- RADAR SERVO
- GUIDED MISSILES
- COMPUTERS
- AERONAUTICAL ELECTRONICS
- BROADCASTING
- TELEVISION
- MILITARY
- NAVY CAA
- COMMUNICATIONS
- MANUFACTURING

CREI Home Study . . .

The Quick Way to Get There



Since 1927, CREI has given thousands of ambitious young men the technical knowledge that leads to more money and security. The time-tested CREI procedure can help you, too—if you really want to be helped. CREI lessons are prepared by experts in easy-to-understand form. There is a course of instruction geared to the field in which you want to specialize. You study at your convenience, at your rate of speed. Your CREI instructors guide you carefully through the material, and grade your written work personally (not by machine).

Industry Recognizes CREI Training

CREI courses are prepared, and taught with an eye to the needs and demands of industry, so your CREI diploma can open many doors for you. Countless CREI graduates now enjoy important, good-paying positions with America's most important companies. Many famous organizations have arranged CREI group training for their radio-electronics-television personnel. To name a few: All America Cables and Radio, Inc.; Canadian Broadcasting Corporation; Columbia Broadcasting System; Hoffman Radio Corporation; Glen L. Martin Company; Magnavox Company; Pan American Airways, Atlantic Division; Radio Corporation of America; Trans-Canada Air Lines; United Air Lines. Their choice for training of their own personnel is a good cue for your choice of a school.

Benefits Felt Right Away

Almost immediately, you feel the benefits of CREI training. Your employer, when informed of your step toward advancement (only at your request), is certain to take new interest in your future. What you learn in CREI Home Study can start helping you do a better job immediately.

PAYS FOR ITSELF QUICKLY. Your very first raise could repay your investment in CREI training, and leave you a profit the very first year. Your increases in pay thereafter are all pure profit, and you'll be prepared for many more promotions and pay raises in the future years of your life.

CREI also offers

Residence Instruction

at the same high technical level—day or night, in Washington, D.C. New classes start once a month. If this instruction meets your requirements, check the coupon for Residence School catalog.

INFORMATION FOR VETERANS. If you were discharged after June 27, 1950—let the new G. I. Bill of Rights help you obtain resident instruction. Check the coupon for full information.

Get this fact-packed booklet—it's free

Called "Your Future in the New World of Electronics," this free illustrated booklet gives you the latest picture of the growth and future of the gigantic electronics world. We'll promptly send your copy. The rest—your future—is up to you.

MAIL THIS COUPON . . . TODAY!

To help us answer your request intelligently, please give the following information:

EMPLOYED BY

TYPE OF PRESENT WORK

SCHOOL BACKGROUND

ELECTRONICS EXPERIENCE

IN WHAT BRANCH OF ELECTRONICS ARE YOU MOST INTERESTED?

CAPITOL RADIO ENGINEERING INSTITUTE

Accredited Technical Institute Curricula—Founded in 1927
3224 16th St., N.W., Dept. 127C, Washington 10, D. C.
Send booklet "Your Future in the New World of Electronics" and course outline.


CHECK FIELD OF GREATEST INTEREST

- PRACTICAL RADIO ELECTRONIC ENGINEERING
- BROADCAST RADIO ENGINEERING (AM, FM, TV)
- PRACTICAL TELEVISION ENGINEERING
- AERONAUTICAL ELECTRONIC ENGINEERING

Name
Street
City Zone State
Check: Home Study Residence School Korean Veteran



**AT LAST...an entire
hi-fi system in KIT FORM
...from HARVEY'S!**



1 ELECTRO-VOICE 'Aristocrat' Speaker Enclosure Kit with SP12B 'Radax' Coaxial Speaker.

Completely ready for assembly, including glue, screws and nails. All parts are pre-cut. Folded-horn corner enclosure plus full-range 12" two-way speaker gives smooth 35 to 13,000 cps response.

2 TECH-MASTER TM-15A Williamson-Type 20-Watt Amplifier Kit

Flat response throughout the audible frequency range as well as considerably below and above it. Vanishingly low distortion at all normal listening levels. Smooth, crisp, clear listening quality. Comes with sockets, terminal strips and connectors already mounted.

3 TECH-MASTER TM-17P Preamplifier Kit

Designed to match the TM-15A amplifier. Has cathode-follower output, 4 input channels, separate bass and treble controls, 3-position phono equalizer. Comes with sockets, terminal strips and connectors already mounted.

4 GARRARD RC 121 3-Speed Automatic Record Changer

Comes ready for immediate use. Intermixes records of all sizes. Will also operate as manual single-play turntable. Newly developed heavy-duty, constant-speed, 4-pole induction-surge motor. Interchangeable plug-in heads.

5 TECH-MASTER FM-18 Hi-Fi FM Tuner Kit

Unusually sensitive, drift-free, wide-band-pass FM circuit for excellent reception and faithful sound quality. Has cathode-follower output and self-contained power supply. Automatic frequency control (AFC) provided, with front-panel cutoff. Very easy to assemble.

COMPLETE HI-FI PHONO SYSTEM.....\$159.50

COMPLETE HI-FI SYSTEM PLUS TUNER 189.00

If you cannot come to New York, your mail order will get the same attention as YOU would in person. Orders filled the same day as received.
(Prices are Net, F.O.B., N.Y.C.)

HARVEY RADIO CO., INC. Established 1927

1123 Avenue of the Americas JU 2-1500
(6th Ave at 43rd St.) New York 36, N.Y.

ance, measuring distortion, analyzing flutter and wow, etc. A chapter on acoustics contains information that could be of value in setting up one's own hi-fi system, such as the relation between standing waves and speaker placement.

Recommended: for the advanced audio enthusiast.



"INTRODUCTION TO COLOR TV" by M. Kaufman and H. Thomas. Published by John F. Rider Publisher, Inc., 480 Canal St., New York 13, N. Y. Paper bound. 160 pages. Price, \$2.70.

This is the second edition of a book which first appeared in March, 1954. The field of color television has developed to such an extent in the past two years that a revision of the original treatise was needed. The present volume covers such advances in the art as the magnetic convergence principles used in connection with the larger screen picture tubes. Also discussed are the new and simplified circuits used in receivers.

A basic understanding of the NTSC color video system as well as an insight into the workings of a color TV receiver can be obtained from reading this book, but it is well for the reader to have some previous understanding or training in monochrome television. For such a reader, the schematics and technical explanations included could prove of great value.

Recommended: as a basic book on color television.



"TAPE RECORDERS AND TAPE RECORDING" by Harold D. Weiler. Published by Radio Magazines, Inc., Mineola, N. Y. Paper bound. 190 pages. Price, \$2.95. (Cloth bound edition, \$3.95.)

This is another informal introduction to the general subject of tape recording at home, in schools, and for business purposes. Only the most fundamental aspects of the subjects are covered; advanced tape enthusiasts may find the treatment somewhat lagging. Many points are touched on briefly, such as live recording techniques, editing, sound effects, and some maintenance.

Recommended: as a possible "first" book for the newcomer to tape.



"THE AUTOMATIC FACTORY—A CRITICAL EXAMINATION" by Stephen A. June and others. Published by Instruments Publishing Co., 845 Ridge Ave., Pittsburgh 12, Pa. Cloth bound. 81 pages. Price, \$1.50.

Everyone's concerned about automation as a coming major trend that may have

RCA offers you the
 finest training
 at home in
Radio-TV
 electronics,
TV servicing,
Color TV



**SEND FOR THIS FREE
 BOOK NOW!**

The instruction you receive and equipment you get (and keep) will start you on your way. Pay-as-you-learn. You pay for only one study group at a time. This 52 page book contains complete information on Home Study Courses for the beginner and the advanced student.



RCA INSTITUTES, INC.
 A SERVICE OF RADIO CORPORATION OF AMERICA
 350 WEST FOURTH STREET, NEW YORK 14, N.Y.

RCA Institutes, Inc., Home Study PE-78
 350 West Fourth Street New York 14, N. Y.
 Without obligation, send me FREE CATALOG
 on Home Study Courses in Radio, Television
 and Color TV. No salesman will call.

Name.....
Please Print

Address.....


City.....Zone.....State.....

VETERANS
 KOREAN G.I.
 P.L. 550
 CHECK HERE

GOODMANS

A COUSTICAL
R ESISTANCE
U NIT

plus
YOUR LOUDSPEAKER
plus
A SIMPLE ENCLOSURE
*only two-thirds the size required
for a bass reflex*



will give you
IMPROVED

SPEAKER SYSTEM PERFORMANCE . . .

through 'Friction Loading'

- Extended bass response to 20 cycles
- Virtually no peaks above this frequency
- Effective air-loading to zero cycles — greatly reducing distortion due to excessive cone displacement

See your hi-fi dealer, or write for complete details to Dept. SG-6

ROCKBAR CORPORATION
650 Halstead Avenue, Mamaroneck, N. Y.

far-reaching effects in modern life. A group of Harvard graduate students spent six months seeking the answers to the questions being asked about this subject. This book is a symposium of their findings and thoughts based on field research, interviews, and technical investigation.

The broad, general concepts underlying automation, as well as specific applications in real systems, are examined. Numerous diagrams and photos enhance the printed word. The ever-important role of electronics in developing automatic factories is underscored.

Recommended: for the lay reader as well as the technician.

Free Literature Roundup

THE NEW EDITION of "The Ultimate in Sound" is a 28-page booklet containing consumer information on the University line of speakers and enclosures. For your free copy, write to University Loudspeakers, Inc., Desk LA2, 80 S. Kensico Ave., White Plains, N.Y.

"Money Making FCC Commercial License Information" is the title of a large, attractive booklet available on request from the Cleveland Institute of Radio Electronics, 4900 Euclid Ave., Cleveland, Ohio. The booklet explains some of the jobs available to license holders and details a home-study method which can be used in order to qualify for the license.

Components for assembling home music systems are described in the "BIC High Fidelity Plan Book." Write for your copy to British Industries Corp., 80 Shore Road, Port Washington, N.Y.

All miniature tubes, regardless of make, are described in Bulletin #PA-1, available from CBS-Hytron, Danvers, Mass. This 16-page brochure supplies data for 416 miniature tube types.

"High Fidelity Home Music Systems" is the title of a large and lavishly prepared booklet describing the complete Altec-Lansing hi-fi line. Hints for home users are included. For your copy, write to either Mr. H. S. Morris, Product Sales Manager, Altec Lansing Corp., 161 Sixth Ave., New York 13, N. Y., or to Altec Lansing Corp., at 9356 Santa Monica Blvd., Beverly Hills, Calif.

A miniaturized and inexpensive test instrument known as the "Diagnyzer" is described in an illustrated data sheet which outlines the device's use to servicemen, SWL's, audiophiles, and handymen. Write to Apparatus Development Co., 115 Main St., Wethersfield 9, Conn.

-50-

Always say you saw it in—POPULAR ELECTRONICS

BIG TRADE-IN

*you pay shipping charges

get up to \$5 for your old dud*

Here's where you get

THE RIGHT PRICES!

ALL TUBES UNCONDITIONALLY GUARANTEED FOR 1 YEAR

- PRETESTED TUBES
- INDIVIDUALLY BOXED

ANY ASSORTMENT

RECEIVING TUBES
41¢ ea.

Quantity Buyers!

100 Tubes — \$38.00

FREE POSTAGE on all pre-paid continental U. S. A. orders. 25¢ handling charge on all orders under \$5.00. 25% Deposit on all C.O.D.'s. Subject to prior sale.
PRescott 3-0330

TRADE-IN ALLOWANCE
for your old dud deductible from T. M. list price.
10"-14" \$2, 15" \$2.50, 16"-17" \$3.50, 19" \$4, 20" \$4.50, 21" \$5.

BRAND NEW TV PICTURE TUBES

RCA and DUMONT Licensed
Partial Listing
No dud required

| Type | T.M. Price | Type | T.M. Price |
|-------|------------|---------|------------|
| 10BP4 | \$10.95 | 16RP4 | 17.00 |
| 12LP4 | 12.95 | 17BP4 | 19.00 |
| 12QP4 | 10.00 | 17GP4 | 21.00 |
| 14CP4 | 15.25 | 17LP4 | 18.00 |
| 15DP4 | 16.95 | 19AP4 | 23.00 |
| 16DP4 | 18.50 | 20CP4 | 24.00 |
| 16GP4 | 19.25 | 21ALP4A | 24.00 |
| 16KP4 | 17.00 | 21EP4 | 24.00 |

Picture Tubes Shipped F.O.B.
Passaic, N. J. Via Railway Express
Dept. PE-7

| | | | |
|-------|--------|---------|---------|
| 024 | 6AU6 | 6SH7 | 12BA6 |
| 1B3GT | 6AU5GT | 6S7GT | 12BE6 |
| 1H5GT | 6AV5 | 6SK7GT | 12AZ7 |
| 1LC5 | 6AV6 | 6SL7GT | 12BH7 |
| 1LN5 | 6AX4GT | 6SN7GT | 12BY7 |
| 1N5GT | 6AT6 | 6SQ7 | 12SA7 |
| 1Q5GT | 6AW4GT | 6SR7 | 12SG7 |
| 1R5 | 6BA6 | 6T8 | 12S7GT |
| 1S4 | 6BC5 | 6U8 | 12SK7 |
| 1S5 | 6BE6 | 6V3 | 12SL7GT |
| 1T4 | 6BG6G | 6V6GT | 12SN7GT |
| 1T5GT | 6BJ6 | 6W4GT | 12SQ7 |
| 1U4 | 6BK5 | 6WG7 | 12SR7 |
| 1U5 | 6BK7 | 6X4 | 19T8 |
| 1X2 | 6BL7GT | 6X5GT | 19B6GG |
| 3Q4 | 6B06GT | 6Y6G | 25BQ6GT |
| 3S4 | 6BQ7 | 7C5 | 25L6GT |
| 3V4 | 6BY5G | 7C6 | 25Z5 |
| 5U4G | 6BZ7 | 7E7 | 25Z6GT |
| 5V4G | 6C4 | 7F7 | 35B5 |
| 5Y3 | 6CB6 | 7F8 | 35C5 |
| 6A84 | 6CD6G | 7N7 | 35L6GT |
| 6A7 | 6E7 | 12AL5 | 35W4 |
| 6AG5 | 6HG7 | 12A7 | 35Y4 |
| 6AG7 | 6J5GT | 12AUG | 35Z5GT |
| 6AF4 | 6J6 | 12AU7 | 50A5 |
| 6AK5 | 6K6GT | 12AV6 | 50B5 |
| 6AL5 | 6L6 | 12AV7 | 50C5 |
| 6AQ5 | 6S4 | 12AX7 | 50L6GT |
| 6AS5 | 6S6GT | 12AX4GT | 117Z3 |
| 6AT6 | 6SA7 | 12BY7 | |

TUBE MART

DISCOUNT HOUSE

We Lokpet Bldg. Passaic, N. J.

Abraham Marcus, co-author of famous best-seller
"Elements of Radio" makes amazing offer!



TRY MY TV and RADIO REPAIR COURSE FREE FOR 1 MONTH

"If you haven't earned at least \$100 in spare time during that period you pay not a cent."

Here it is! The most amazing guarantee ever offered on any radio-TV course anywhere! We'll send you Abraham Marcus' course to use FREE for one full month! If in that time you haven't actually made \$100 fixing radios and TV sets, just return the books to us and pay not a penny!

Why do we make this sensational offer? First, because these books are so easy to use. They are written in the same clear, easy-to-understand language that made the author's "Elements of Radio" a 1,000,000-copy best-seller. Second, because these books get right to the point—tell you what to do in 1-2-3 fashion. For example, once you master the first few chapters of the TV book you are ready for business—ready to do service jobs in the field—jobs that account for over 80% of all service calls.

DON'T WAIT! You risk nothing when you send the coupon below. You don't have to keep the books and pay for them unless you actually make extra money fixing radios and TV sets. Even when you decide to keep them, you pay on easy terms. Mail the coupon now.

WHAT YOU GET IN THESE 3 GIANT VOLUMES

ELEMENTS OF TELEVISION SERVICING. Analyzes and illustrates more TV defects than any other book, and provides complete, step-by-step procedure for correcting each. You can actually SEE what to do by looking at the pictures. Reveals for the first time all details, theory and servicing procedures for the RCA 28-tube color television receiver, the CBS-Columbia Model 205 color set, and the Motorola 19-inch color receiver.

RADIO PROJECTS. Build your own receivers! Gives you 10 easy-to-follow projects, including crystal detector receiver—diode detector receiver—regenerative receiver—audio-frequency amplifier—tuned-radio-frequency tuner—AC-DC super-heterodyne receiver—etc.

RADIO SERVICING Theory and Practice. Here is everything you need to know about radio repair, replacement, and readjustment. Easy-to-understand, step-by-step self-training handbook shows you how to locate and remedy defects quickly. Covers TWT receivers; superheterodyne receivers; short-wave, portable, automobile receivers, etc. Explains how to use testing instruments such as meter, vacuum-tube voltmeters, tube checkers, etc., etc.



MAIL THIS COUPON

Prentice-Hall, Inc., Dept. 5702-J1
Englewood Cliffs, New Jersey


Please send me Abraham Marcus' TV & RADIO REPAIR COURSE (3 volumes) for 10 days FREE examination. Within 10 days I will either return it and owe nothing, or send my first payment of \$5.00. Then, after I have used the course for a FULL MONTH, if I am not satisfied I may return it and you will refund my first payment. Or I will keep the course and send you two more payments of \$5.00 a month for two months.

Name
Address
City Zone State

BUILD THE BEST!

BUILD ALLIED'S OWN knight-kits

fascinating...easy...
and you SAVE MORE



Sensational "SPACE-SPANNER"
Band-Switching Receiver Kit
THRILLING SHORT WAVE
AND BROADCAST

Model **\$1395**
S-243

All-new 2-band receiver—easy to build—a great value! Pulls in thrilling short wave including amateur, aircraft, police and marine radio (6 to 17 mc), and standard broadcast. Features special highly sensitive regenerative circuit. Has 4" PM speaker and beam-power output tube for strong volume. Kit includes calibrated panel, punched chassis, all parts and tubes, detailed instructions (less wire and solder). 7x10 1/2 x 6"; for 110-220 v. 50-60 cycles AC or DC. 4 1/2 lbs.

Model S-243. Net F.O.B. Chicago..... **\$13.95**
S-247. Matching cabinet for above..... **2.85**

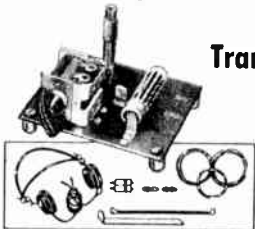
New knight-kit

Transistor Radio Kit

Printed Wiring Circuit
Model S-775

ONLY **\$675**

with Headphones
and Antenna



Experiment with the marvel of transistors! Printed circuit requires no wiring—just assemble with a few solder connections and enjoy excellent reception over the complete AM broadcast band. Compact—fits in the palm of your hand—operates for months from a single penlight cell. Transistor provides plenty of audio power for strong headphone reception. Complete with all parts, penlight cell, antenna, 4000-ohm headphones and instructions (less solder). Shpg. wt., 2 lbs.

Model S-775. Net F.O.B. Chicago..... **\$6.75**

FREE

WRITE FOR CATALOG

See the complete line of famous Knight-Kits, including Oscilloscope, VTVM, VOM, Signal Tracer, Tube Checker, Hi-Fi Amplifiers, Amateur Transmitter and dozens of others. Write today for the 324-page ALLIED Catalog—the leading buying guide to everything in Electronics.

ALLIED RADIO

Allied Radio Corp., Dept. 79-G-6
100 N. Western Ave., Chicago 80, Ill.

OUR
35TH
YEAR

Please ship the following Knight-Kits: _____

My check , money order for \$____ enclosed

Please send FREE 1956 Catalog.

Name _____

Address _____

City _____

Zone _____

State _____

WHAT'S THE PE ANSWER?

PHASE THE "INTRUSION ALARM"

I put together the "Photoelectric Intrusion Alarm" described in your October, 1955, issue. After I plugged it in, the thyatron turned blue and the relay closed, but then the phototube would not let the relay open.

DONALD TRAVER
Alameda, Calif.

The thyatron photocell alarm is a half-cycle device and must be properly phased for the phototube to assume control of the thyatron grid. The theory (backed by practical examples) was discussed in our May, 1955, issue on page 82. To alter the phase of the positive-going a.c. cycle, simply reverse the transformer primary or secondary leads (either one will do—don't do both or you'll be back where you started). As soon as the phase has been corrected, the light shining on the photocell will cause the relay to open. Breaking the light beam will cause the relay to snap shut, but then reopen as soon as light strikes the cell.

INCREASING STROBE FREQUENCY

I am building the "Workshop Stroboscope" (September, 1955, page 55), and would like to increase the frequency of flashes to 240 cycles. Is it possible with this design?

DAVID A. KAVANAGH
Southbridge, Mass.

Contributing Editor Harvey Pollack reports that the original flash rate of 60 cycles could probably be increased by reducing the value of cathode resistor R8, but this might not work too well. Gas tubes are considered to be very poor oscillators even at medium audio frequencies. When higher flash rates are called for, the general practice is to use a multivibrator circuit rather than a gas tube. Keep in mind that frequencies of revolution as high as 3600 cycles can be clearly seen with this basic design.

REGENERATION IN TV BOOSTERS

Since I live in an area where we can tune in a number of TV stations over 100 miles away, I was wondering if the "Regenode" principle (January, 1956, page 51) could be applied to a TV booster?

S. W. BITTENBENDER
Eagle River, Wis.

The "Regenode" idea proposed by Tooker in his article on a standard broadcast AM receiver would not be suitable for TV booster circuits. There are a variety of good reasons, but the most important one involves obtaining

LIFETIME GUARANTEED TUBES

BRAND NEW PICTURE TUBES

• RCA Licensed.
• One Year Unconditional Guarantee.

| Type | Price | Type | Price |
|-------|---------|-------|---------|
| 10BP4 | \$11.90 | 17BP4 | \$20.63 |
| 12LP4 | 14.38 | 19AP4 | 24.81 |
| 14BP4 | 16.85 | 21AP4 | 28.79 |
| 16RP4 | 19.38 | 21EP4 | 28.79 |
| 16LP4 | 19.38 | 24AP4 | 42.50 |

Picture Tubes shipped F.O.B. Harrison, N.J.

• We guarantee to replace tubes labeled MAJOR BRAND forever • Each tube Individually Boxed and Guaranteed For Life • Over A Half Million Tubes Always In Stock • Immediate Shipments • Free Postage On All Orders With Full Remittance.

HERE'S HOW LIFETIME GUARANTEED TUBES

• SAVE YOU MONEY •

• There are fewer "call backs" • There are no "out of date" tubes • "Peak Performance" testing in our fully equipped Testing Department before shipment guarantees quality.

NEW INDOOR ANTENNA

Both UPF and VHF. Brings better reception than most outdoor antennas. Use on top of TV. List price \$9.95 \$3.99 each

YOUR PRICE **\$3.29** each
Lots of 3

FREE BONUS BOX

With Every \$25 Order

- 1 RCA Cheater Cord
- 10 Assorted resistors
- 10 Assorted 2 Color "blank" tube cartons
- 1 6226GT tube
- 1 6AU6 tube
- 1 6CB6 tube

FREE CLOCK RADIO

With Every \$125 Purchase Within 30 Days Wakenmaster clock radio with famous Seasons clock movement wakes you up to music or alarm. May be purchased outright from MAJOR BRAND for \$17.95. In ivory or rust.

FREE GIFT CERTIFICATE

Worth \$5 toward the purchase of any of our merchandise on future orders will be sent with any order of \$50 or more. * Free Gift Certificate cannot be used to obtain another certificate unless order is \$55 or more.

USED TV SETS

Picture Tube Guaranteed To Work!

• Emerson • RCA • Philco • GE • Motorola • Zenith • Capehart • Others

| | |
|-----------------------------------|--------------------|
| 10" SET Table Model Console | \$16.95 \$19.95 |
| 12" SET Table Model Console | \$22.95 \$24.95 |
| 14" SET Table Model Console | \$27.95 \$31.00 |
| 16" SET Table Model Console | \$32.00 \$34.95 |
| 17" SET Table Model Console | \$37.00 \$39.00 |

All prices F.O.B. Harrison, N. J. Prices on request for 19", 20", 21" and 24" sets.

This is Worth
M-O-N-E-Y

Mention This Ad
And Three
6SN7GT's will be
shipped FREE
with any order of
\$10 or more.

MAJOR BRAND TUBE CO.

Write
Dept.
6-PE

Romano Bldg.

Harrison, N. J.

ESsex 4-1106

| | | | | | | | | | | | |
|-------|-----|--------|------|--------|------|--------|-----|---------|-----|---------|------|
| 024 | .43 | 3CB6 | .52 | 6B4G | .52 | 6L7 | .42 | 7E5 | .45 | 19BG6G | 1.15 |
| 1A4P | .33 | 3Q4 | .46 | 6B8 | .69 | 6N7 | .60 | 7E6 | .55 | 19T8 | .65 |
| 1A7GT | .43 | 3Q5GT | .57 | 6BA6 | .47 | 6Q7 | .40 | 7E7 | .70 | 24A | .39 |
| 1B3GT | .65 | 3S4 | .47 | 6BA7 | .58 | 6S4 | .40 | 7F7 | .59 | 25AV5GT | .78 |
| 1C5GT | .41 | 3V4 | .47 | 6BC5 | .47 | 6SA7 | .45 | 7F8 | .70 | 25BQ6GT | .78 |
| 1D5GP | .43 | 5BQ7 | .89 | 6BC7 | .80 | 6SC7 | .48 | 7G7 | .75 | 25L6GT | .47 |
| 1E7GT | .41 | 4BZ7 | .95 | 6BE6 | .45 | 6SG7 | .41 | 7H7 | .50 | 25W4GT | .43 |
| 1G6GT | .41 | 5AW4 | .75 | 6BF5 | .40 | 6SH7 | .43 | 7J7 | .75 | 25Z5 | .37 |
| 1H4G | .43 | 5J6 | .63 | 6BF6 | .50 | 6SJ7 | .43 | 7K7 | .75 | 25Z6 | .37 |
| 1H5GT | .47 | 5T4 | .69 | 6BG6G | 1.15 | 6SK7 | .45 | 7L7 | .75 | 27 | .25 |
| 1J6GT | .47 | 5U4G | .43 | 6BH6 | .50 | 6SL7GT | .55 | 7M7 | .50 | 35A5 | .46 |
| 1L4 | .46 | 5U8 | .74 | 6BJ6 | .47 | 6SN7GT | .55 | 12AT6 | .37 | 35B5 | .50 |
| 1L6 | .55 | 5V4G | .59 | 6BK5 | .68 | 6Q7 | .39 | 12AT7 | .66 | 35C5 | .50 |
| 1LA4 | .57 | 5Y3 | .31 | 6BK7 | .76 | 6SR7 | .42 | 12AZ7 | .63 | 35L6GT | .47 |
| 1LA6 | .47 | 5Y4G | .36 | 6BL7GT | .75 | 6SS7 | .41 | 12AUB | .41 | 35W4 | .34 |
| 1LB4 | .57 | 5Z3 | .41 | 6BN6 | .58 | 6T4 | .95 | 12AU7 | .53 | 35Y4 | .34 |
| 1LC5 | .49 | 6A7 | .57 | 6BQ6GT | .78 | 6T8 | .68 | 12AV6 | .35 | 35Z3 | .39 |
| 1LC6 | .47 | 6A8 | .45 | 6BQ7 | .78 | 6U8 | .75 | 12AV7 | .67 | 35Z5GT | .34 |
| 1LD5 | .57 | 6AB4 | .43 | 6BY5G | .58 | 6V3 | .80 | 12AX4GT | .65 | 37 | .29 |
| 1LE3 | .57 | 6AC7 | .67 | 6BZ7 | .88 | 6V6GT | .46 | 12AX7 | .58 | 50A5 | .46 |
| 1LG5 | .57 | 6AF4 | .79 | 6C4 | .37 | 6W4GT | .39 | 12BA6 | .46 | 50B5 | .50 |
| 1LH4 | .64 | 6AG5 | .50 | 6C5 | .35 | 6W6GT | .53 | 12BA6 | .48 | 50C5 | .50 |
| 1LN5 | .47 | 6AG7 | .69 | 6CB6 | .49 | 6X4 | .34 | 12BE6 | .46 | 50L6GT | .43 |
| 1NSG | .50 | 6AH6 | .69 | 6CD6G | 1.15 | 6X5 | .34 | 12BH7 | .60 | 75 | .42 |
| 1RS | .50 | 6AJ5 | .70 | 6D6 | .48 | 6X8 | .73 | 12BY7 | .65 | 76 | .42 |
| 1S5 | .42 | 6AK5 | .54 | 6E5 | .44 | 6Y6G | .55 | 12CUB | .95 | 77 | .38 |
| 1T4 | .50 | 6AL5 | .39 | 6F5 | .37 | 7A4 | .45 | 12CUB | .95 | 78 | .38 |
| 1U4 | .47 | 6AQ5 | .46 | 6F6 | .38 | 7A5 | .53 | 12S47 | .45 | 80 | .34 |
| 1U5 | .42 | 6AR5 | .46 | 6G6 | .40 | 7A6 | .45 | 12S7 | .45 | 84-621 | .44 |
| 1V2 | .66 | 6AS5 | .48 | 6H6 | .38 | 7A7 | .43 | 12SK7 | .45 | 117L7GT | 1.09 |
| 1X2 | .61 | 6AS6 | 1.70 | 6J4 | 1.79 | 7A8 | .45 | 12SN7GT | .56 | 117N7GT | 1.09 |
| 2A3 | .55 | 6AS7G | 2.19 | 6J5 | .39 | 7B5 | .39 | 12SQ7 | .37 | 117P7GT | 1.09 |
| 2A5 | .87 | 6AT6 | .39 | 6J6 | .47 | 7B6 | .42 | 12SR7 | .45 | 14A7 | .42 |
| 2A7 | .55 | 6AU4GT | .65 | 6J7 | .43 | 7B7 | .41 | 12V6GT | .45 | 14B6 | .38 |
| 3A4 | .51 | 6AU5GT | .59 | 6J8G | .85 | 7B8 | .45 | 14C7 | .42 | 14Q7 | .80 |
| 3A5 | .50 | 6AU6 | .42 | 6K6GT | .37 | 7C4 | .39 | 14E7 | .42 | | |
| 3AL5 | .45 | 6AV5GT | .65 | 6K7 | .39 | 7C5 | .42 | 14F6 | .38 | | |
| 3AU6 | .48 | 6AV6 | .39 | 6K8 | .65 | 7C6 | .43 | 14G7 | .38 | | |
| 3BC5 | .54 | 6AX4GT | .60 | 6L6 | .68 | 7C7 | .45 | | | | |
| 3BNE | .70 | 6AX5GT | .57 | | | | | | | | |

WE PAY ALL POSTAGE on orders shipped in USA. Territories and APO's. Send only purchase price of merchandise. Please include approximate postage on foreign shipments. All orders subject to prior sale. Add 25¢ handling on orders under \$5.00. Quantity users write for special discount.

ALL PARTS SHIPPED F.O.B., HARRISON, N. J.

Write for FREE Tube List—Order Blank—and FREE Sample Tube Carton. We Want Y-O-U on Our Mailing List!

Learn at Home

in your spare time

to Fix Electric Appliances



Better Pay—More Opportunities

Get into a field where there is important work and opportunity for the trained man. Millions of electric appliances are sold every year. Every wired home now has an average of 8. Many of them need service and repair. Owners pay well to have them fixed quickly, properly. This is your opportunity for a better job, your own part time or full time business. NRI can give you the training you need, at home, in your spare time.

A Way to Extra Money

Soon after starting you will be able to earn extra cash fixing toasters, clocks, fans, vacuum cleaners, etc., for neighbors and friends. Keep your job while learning and earning. Put spare time to work for you. Work in your basement, garage, spare room. You'll be amazed how easily, quickly you, too, can start earning many extra dollars. NRI shows you how. Even before you finish training your spare time earnings may pay for the course and equipment.

NRI Sends Tester to Learn and Earn

You need proper equipment to service today's automatic appliances. With this course you get parts to build professional type, multi-use Appliance Tester. You learn to use it. Takes guess work out of servicing. Mail coupon for FREE book and Sample Lesson. See how easy it is to learn. Find out about NRI—a school that for more than 40 years has been training men, through home study, for success, good pay jobs. Our reputation, record, experience back up this course. Write now to: Electric Appliance Training, NRI, Dept. D4G6, Washington 9, D. C.



FREE Lesson and Book
Mail this NOW!

NATIONAL RADIO INSTITUTE

Dept. D4G6, Washington 9, D. C.

Send me Lesson and Book Free. No Salesman will call.

Name.....Age.....

Address.....

City.....Zone.....State.....

APPROVED MEMBER NATIONAL HOME STUDY COUNCIL

signal gain in the booster without introducing unnecessary circuit noise. A regenerative circuit does not meet these requirements. The "Regenode" operates by properly coupling the regenerative circuit to the antenna as well as to the detector stage. At broadcast station frequencies, and probably up to 20 mc., the "Regenode" idea would be fine. At v.h.f., the regeneration noise would overshadow the gain and produce a TV picture full of "snow." In addition, a regenerative circuit is sharply tuned—which is just what we don't want in a TV booster.

MORE ON "PROXIMITY DETECTOR"

Is it possible to use the "Proximity Detector" (April, 1956, page 65) under outdoor conditions and with a hundred feet of "feeler" wire?

JAMES W. PLUMMER
Portland, Maine

No. Growing things in the neighborhood of an outdoor feeler wire would seriously change coupling conditions to ground and trigger the system spuriously. What you probably have in mind is an electric fence capacity relay or something very similar.

I would like to know if a Raytheon 2C33 thyratron could be made to work in the capacity-operated relay instead of the 2D21.

KENNETH LUNDGREN
Blue Island, Ill.

As the characteristics of the 2C33 thyratron are appreciably different from those of the 2D21 type, we would hesitate to recommend the use of this tube in this circuit.

Canadian Jobber Addresses

In the May issue, we published a letter from POPtronics reader S. Cramp, Welland, Ontario, concerning the availability of radio parts and components. Information was requested from our other Canadian readers as to names and addresses of parts jobbers that carry large stocks and who might do mail order business.

Within the past few weeks, we have received many letters answering Mr. Cramp's questions. Messrs. Lavoie, Ikuta, Hunter, Rees, McKinley, Golding, and others suggested the companies listed below:


Universal Electric Co.
5375 Cochrane Pl.
Montreal, Que.

Electro-Sonic Supply Co.
543 Yonge St.
Toronto, Ont.

Alpha Aracon Radio Supply
29 Adelaide St. West
Toronto, Ont.

Canadian Electrical Supply
522 Yonge St.
Toronto, Ont.

Factory Products Ltd.
88 Arthur St.
Winnipeg, Man.



**"BUT DARLING, WE CAN STAY HERE FOREVER!
THOSE ARE BURGESS BATTERIES!"**



Guaranteed against damaging your Flashlight, Chrome protected for longer life.

Only the revolutionary new Burgess wafer cell construction can guarantee you longer listening per battery. Get them from your dealer today.

**LASTING POWER • UNIFORM DEPENDABILITY
MAKERS OF THE FAMOUS RADAR-LITE**



**LEARN
RADAR MICROWAVES
TRANSMITTERS
CODE TV RADIO**

Phila. Wireless Technical Institute
1533 Pine St. Philadelphia 2, Penna.
A Non-Profit Corp. Founded in 1908

Write for free catalog "P"


AMAZING NEW PERSONAL POCKET RADIO



LISTEN WHILE YOU WALK DOWN THE STREET!

Ships in any pocket—wt. only 2.5 oz. Size 2 1/2" x 4" x 1 1/2". Beautiful Black Gold Plastic Case—NO HOOKUPS—NO WIRES—NO PLUGS! Self-contained, 120-hour life flashlight battery and BUILT-IN ANTENNA. POSITIVELY NO AERIAL HOOKUPS EVER! GUARANTEED RECEPTION OF RADIO STATIONS TO 50 MILES up to 1000 miles for powerful stations! New patented Super-regenerative Dunitrol tube and transformer audio stage for sharp selectivity and sensitivity! Easy to use for those (while walking). This plastic personal radio LETS YOU ALONE LISTEN WHILE YOU WALK, VISIT, WORK, RIDE OR SLEEP ANYTIME—ANYWHERE. MONEY-BACK GUARANTEE AND ONE YEAR

SERVICE GUARANTEE (ask mail) and pay postman \$14.95 plus postage on delivery or send \$19.95 for postpaid delivery. **GET YOUR TINY TONE REAL POCKET RADIO** now and be sure to listen to Civil Defense Alarms, news, music, sports, etc. on a moment's notice without bothering those around you. NOT AN "UNWORKABLE" INCOMPLETE KIT OR PLAYTHING, BUT A REAL POCKET RADIO! (includes complete with battery—Ready to listen! Available only from: **WESTERN RADIO, DEPT. APL-7, Kearney, Nebr.**



got a

MECHANICAL SKILL?

You'll go places
FASTER in the

U.S. AIR FORCE!

HERE'S WHY: Men with mechanical skills find that they can get ahead in the U. S. Air Force. As an Airman, you'll have the chance to develop your technical ability and learn a skill that will pay well — and win you extra stripes. Such interesting

career fields as Aircraft and Engine Maintenance, Rocket Propulsion and Intricate Equipment Maintenance are open to you, if you qualify.

Don't delay—visit your local Air Force Recruiter, or mail the coupon.

SEND FOR YOUR FREE BOOKLET

Entitled: Pocket Guide to Air Force Opportunities



Paste coupon on postcard and mail to M-28-PE3

AIRMAN RECRUITING INFORMATION BRANCH
BOX 2202, WRIGHT-PATTERSON AFB, OHIO

Please send more information on my opportunities for enlisting in the U. S. Air Force. I am between the ages of 17-34 and reside in U. S. A. or possessions.

Name _____

Address _____ Age _____

City _____ Zone _____ State _____

U. S. AIR FORCE



Build a Single Transistor Megaphone

By
LOUIS E. GARNER, JR.

*Save your voice . . .
let the electronic megaphone
do all your shouting for you*

Cover Photo by Mounard Frank Wolfe

ATHLETIC COACHES, lifeguards, policemen, firemen, plant guards, construction foremen, CD workers, and carnival spielers are but a few of the people who need to use their voices to issue commands, make requests, outline directions or to instruct and influence the public. If you or any of your friends have ever handled one of these jobs, you'll know how easy it is to strain your lungs and vocal chords in the attempt to shout background din or to project your voice over a moderate distance. And you'll know how valuable a simple megaphone can be in directing your voice.

The conventional megaphone is a conical tube used to concentrate and to direct one's voice. It is named from the two Greek words meaning "great or mighty" (*mega*) and "sound or voice" (*-phone*). While such an instrument does concentrate and direct the voice, the user still has to shout to obtain any real volume. Even if the only time you have to raise your voice is to call the children home from play, you won't have to strain your lungs to give your voice the authority of power when you use the electronic megaphone described here. Lightweight, compact, portable and comparatively inexpensive, this instrument can be assembled and wired in one or two evenings, even by a hobbyist

who is still fairly new to the electronics "game."

Construction Hints. In the author's model, the amplifier circuit is housed in a standard ICA "Channel-lock" aluminum utility box. The University speaker trumpet, battery boxes, terminal strip, and transistor were attached to this housing. The microphone is mounted by cutting a slightly undersized hole in the "back" cover of the amplifier housing, then using a force fit to mount the microphone cartridge and its rubber mounting ring in place. If you

Almost all the transistor project construction articles published thus far have featured the use of low-power transistors. "High-power" units (1 to 5 watt ratings) have, in the past, been relatively expensive and difficult to obtain. The device described in this article uses a commercially available power transistor. Although the transistor used is more costly than lower power units, the total cost of the components needed is comparable with other transistor projects—for only a single transistor is used and other expensive components, such as matching and interstage transformers, have been eliminated. Thus, this project is suitable both for the more advanced worker desiring to gain experience with power transistor circuits and the experimenter looking for a simple—yet useful—project.

THE EDITORS

wish, you can apply a thin coating of rubber-to-metal cement around the rubber mounting ring prior to installation.

In the interior view of the completed model, the parts arrangement used by the author is clearly shown. However, since neither circuit layout nor lead dress are critical, you can either follow the model

HOW IT WORKS

The megaphone is basically a single-stage *common-emitter* transistor amplifier. It differs from conventional audio amplifiers in several respects. First, the use of a transistor permits a single low-voltage (6-volt) power source to be employed. Secondly, the low input impedance of the transistor permits direct coupling between the carbon microphone and the base-emitter circuit, eliminating the need for the usual input matching transformer. In a similar fashion, the low output impedance of the power transistor permits direct coupling to the small paging "trumpet" used as a loudspeaker, eliminating the need for an output transformer. Finally, since the instrument is designed for "close-talking," its output level may be varied simply by varying the level of the voice. Hence, no volume control is needed or provided.

In operation, sound waves vary the mike resistance which, in turn, results in a similar variation of the transistor's base bias current. Since the base bias current determines collector current, the audio signal appears in the collector-emitter circuit, but it is of much greater amplitude due to the gain of the transistor. Small variations in base current result in much larger variations in collector current.

Emitter resistor *R1* provides a degree of d.c. stabilization by setting up a bias voltage which tends to oppose major changes in the transistor's d.c. operating currents. If the collector current tries to increase appreciably, the bias across *R1* tends to reduce base current, restoring collector current to normal. This resistor, by providing some degeneration, helps keep distortion to acceptable figures and, at the same time, increases the input impedance of the transistor to insure a more efficient transfer of the signal from the microphone to the transistor.

The remaining electrical components in the circuit are capacitors *C1* and *C2*, switch *S1*, and the power source. Capacitor *C1* is used simply to absorb transient peaks as the circuit is turned "on" and "off" and thus to prevent current surges from shortening the life of the transistor. Capacitor *C2* is a simple bypass unit to reduce microphone "hiss" and is furnished by the manufacturer of the microphone as a part of the "mike" assembly.

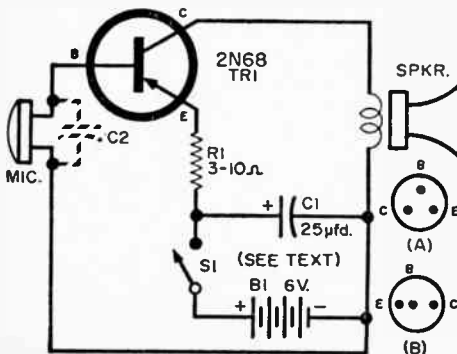
or design your own amplifier "cabinet" and layout, as you choose. Resistor *R1* is made up of three (3) 10-ohm, 1-watt carbon resistors, installed so that all three may be connected in parallel, two may be used in parallel, or one may be used alone. The final arrangement is determined after all wiring is completed and the unit is ready for test. Connect the microphone's return lead temporarily to the center of the power pack, so that only three (rather than six) volts are applied to this circuit.

The 2N68 power transistor may be supplied with either of two types of lead connections. These are shown at (A) and (B) in Fig. 1. If your unit is provided with the lead arrangement shown at (B), you can use a subminiature "in-line" tube socket for the transistor. If your unit has the lead arrangement shown at (A), you'll have to make soldered connections to the transistor terminals. Leave the transistor leads at least one inch long and protect with insulating spaghetti tubing. While soldering each connection, hold the lead with a pair of long-nosed pliers at a point between the body of the transistor and the place where the soldering iron is applied. The pliers act as a "heat sink" to absorb excess heat and to prevent accidental damage to the transistor.

Note that no "ground" connection is shown in the schematic diagram. The collector electrode of the transistor is connected—internally—to its outer shell, and this is automatically "grounded" to the amplifier housing when the transistor is installed. *Do not connect any other part of the circuit to "chassis ground."*

Parts Substitutions. Quite a number of parts substitutions are possible if needed to meet the requirements of the individual builder. The transistor specified in the parts list and used in the model is a Sylvania Type 2N68 *p-n-p* junction power transistor. A Sylvania Type 2N101 may be

Fig. 1. Schematic wiring diagram of transistorized electronic megaphone. See parts list at right.



B1—Four 6-volt Size "C" flashlight batteries in series (Burgess No. 1)

C1—25-µfd., 6-volt capacitor (Barco P6-25)

C2—Paper bypass capacitor (part of MIC.)

R1—Three 10-ohm resistors (see text)

S1—S.p.s.t. push-button switch

TRI—*p-n-p* power transistor (Sylvania 2N68)

MIC.—Carbon microphone cartridge (Shure R-10)

SPKR.—45-ohm low-power "paging" speaker (University No. MIL-45)

1—Cabinet, 5½" x 3" x 2½" "Channel-lock" box (ICA No. 29410)

2—"Battery-boxes" holding two Size "C" cells each (Austincraft)

1—Microphone adapter (Atlas AD-11)—optional

1—Terminal strip, with 3 insulated terminals

1—Transistor socket (if needed—optional)

1—¾" rubber grommet

Misc. machine screws, nuts, lock washers, wire and solder

Interior view of the amplifier "cabinet" at right shows major parts which are used. Below is the cover, with "mike" in position. To obtain maximum battery life, the unit should be turned "on" only while in actual use. For p.a. applications, switch S1 may be replaced by a slide or toggle switch if desired.



POWER SWITCH (S1), R1 AND C1 ALL ARE BEHIND TRANSISTOR

TO CARBON MICROPHONE

BATTERY HOLDERS

TRANSISTOR SOCKET

TRANSISTOR (2N68)



substituted directly for the 2N68. If desired, *n-p-n* junction type 2N102 may be used in place of the 2N68, *provided the battery polarity is reversed* as well as the leads to capacitor C1.

Although Burgess No. 1 (size "C") flashlight cells are employed in the model, other size cells may be used instead. A size "D" cell will provide slightly longer battery life. And if the individual builder's layout and housing permit, four large mercury cells (such as Mallory Type RM12R) will provide the maximum in battery life.

Capacitor C1 is non-critical, and either a larger or smaller unit may be employed here. It is best to use at least 10 $\mu\text{fd.}$, if possible, but values as large as 200 $\mu\text{fd.}$ may be used if desired. Regardless of the capacity, make sure that the working voltage at least equals 6 volts. A higher working voltage is all right.

Adjustment and Test. With the wiring completed, double-check all connections *before* installing the batteries. Make sure that C1 is installed with the proper polarity, that S1 is "open," and that there are

no shorts in the wiring. Make sure, too, that the "return" lead of the microphone connects to the "3-volt" position on the power supply (two cells on either side).

When you are sure there are no errors in wiring, push the switch "on" and speak in a normal or slightly loud voice into the mike. Have a friend listen to note volume and quality of the amplified voice. Now, connect two of the 10-ohm resistors in parallel to change R1 from 10 to 5 ohms. Try the unit again. You'll probably notice an increase in volume. Finally, connect all three resistors in parallel, dropping the total resistance to a little over 3 ohms. Again try the unit. For a final connection, use the *maximum resistance you can which gives the best compromise between volume and distortion.* In general, the larger R1, the better.

Once you've selected the best value for R1, try transferring the "return" microphone lead to the 1.5-volt (one-cell), 4.5-volt (three-cell) and 6-volt (four-cell) positions, trying the unit after each change. Make the final connection to the terminal which gives the best over-all results. The 3-volt (two-cell) tap was used here. —33—


TV FOR THE TROOPS

Live and filmed shows are now telecast to men at remote installations

Gathered round the TV set in the dayroom of the 1605th Air Base Sq., these men stationed in the Azores are enjoying one of the many video shows recently made available to them. This installation is the Armed Forces' first overseas setup.



Department of Defense Photos



Service personnel pitch in to help set up a new transmitting site in Bermuda. Men and machine combine to raise antenna and set it in place. Four corner reflectors are mounted on top of tower.

With frank eagerness, air base men hasten to uncrate a new and welcome arrival at their field (right). TV transmitter and related equipment are purchased by Armed Forces for overseas sites.

GROUCHO MARX, Marilyn Monroe, and Boston Blackie in the dayroom! Is this the figment of some lonely GI's imagination, or is it another super-colossal USO show on tour?

Neither—it's the new Armed Forces Radio and Television service in action. Specially constructed networks are now sending both entertainment and educational programs to our overseas troops in many remote spots not previously reached by any telecast. As a result of close cooperation by commercial organizations, at least eleven GI stations are now operating, with





Live programs of interest and importance to service personnel are a part of the programming of the OAFIE television system. Base commanders can reach large numbers of troops conveniently and efficiently. Cameras are manned by enlisted men at base.

as many more planned for the coming year. Programs are mostly on film, but a large number of live shows of special and personal interest to servicemen are also transmitted.

Responsible for selecting and sending the programs is the Office of Armed Forces Information and Education (OAFIE), which was assigned the task in October, 1953, by the Department of Defense (DOD). Up to this time, the Air Force—on its own—had started a test station at Limestone (now Loring) Air Force Base in northern Maine. This station began tele-

casting on Christmas Eve, 1953, to its air base population of 15,000 men, women and children—nearly all service personnel and their families.

Arrangements were soon made by the Air Force whereby sponsors of commercial programs furnished film recordings (kines) and filmed programs for use over the Loring station. When it became apparent that TV activity would increase, formal agreements were made between DOD and the networks, in which DOD got agency and sponsor clearance for use of their shows. Performances were soon un-

One of the most popular of the "live" shows is this indoctrination program on which wives who have been at a base for a fairly long time answer questions from wives who have just arrived. Other "live" shows make wide use of local talent.





Soldiers monitor an outgoing telecast. Stations have been operated by military personnel as an additional duty. Since schedules may run as high as 50 to 60 hours weekly, other personnel assignment arrangements are expected. Studio equipment is complete, even to the twin turntable console behind operators' control panel. Note tape equipment at left.

der way. Kines have since been augmented by industrial films, Armed Forces Information films for orientation and training, and feature pictures furnished by the film industry and TV producers. Stations now operate in the Azores, Libya, Iceland, Greenland, Saudi Arabia, Bermuda, Eritrea, Cuba, and the Philippines. Unlike the wartime years, when most bases and camps were populated entirely by GI's, many present installations have a large family population. Programs are often designed to appeal to women and children as well as to the men.

In addition to films and kines, each sta-

tion has a limited live capacity of its own which is exploited to the fullest by local commanders—to keep personnel advised and to boost morale by shows that utilize local talent and familiar faces.

The Department of Defense may edit films, but OAFIE does not. Anything contrary to DOD policy is more easily eliminated by not using the show. Kines are run as received, commercials and all. After use, kines and films are returned to their sources.

Servicemen and women are grateful to the television industry, whose cooperation has brightened many a lonely hour. —50—

Radio Speeds Drive-In Service


SPEEDING service at drive-in restaurants is Motorola's "Handie-Micro-Talkie," which enables carhops to call in orders in much less time than it takes to write them down and deliver them to the kitchen. Calls are received by one person who turns the orders over to the kitchen.



Piston Capacitors Require Watchmaker's Skill



Glass cylinder, which has been coated with silver and fired to make it suitable for soldering, is shown being fitted to the tuning piston. Jewelers' loupes are used here to give the operator a clear view of the tiny components.



Tuning piston is spring-loaded in the capacitor assembly, using a watchmaker's miniature screwdriver. Spring and nut are placed into position with the aid of tweezers. The silver band on the glass cylinder (above) is soldered to the capacitor base and then put on a "cool-off" plate.

The pigtail is soldered to the silver electrode band on the glass (right). Piston will then be thoroughly cleaned and inspected. Note size of piston in comparison to tip of soldering iron. Finished units are viewed under magnifiers.



YOU MIGHT NOT expect to see jewelers' loupes, magnifiers, miniature screwdrivers—and, yes, even tweezers—in a piston capacitor manufacturing plant. These are some of the "tools" usually found in the watchmaking industry. But a stroll through the Capacitor Department of the JFD Manufacturing Co., Inc., in Brooklyn, N. Y., would reveal many such instruments in use.

The minute sizes of the piston capacitors make precise "watchmaking" procedures necessary. Some of them measure only $\frac{3}{16}$ " in length. Delicate hand operations must be performed with parts so tiny that several thousand would fill an ordinary thimble.

Follow the photographs for some of the steps involved in creating one of these "mighty midgets" which are destined for such electronic equipment applications as guided missiles, digital computers, sonar, radar, and the like.

-30-

Tubeless Radio Powered by Sun

THE WORLD'S first sun-powered tubeless radio designed for consumer use has been introduced by the Admiral Corporation. Using six transistors in place of vacuum tubes and powered by a 32-cell "Sun Power Pak," the receiver is compact enough to slip into the pocket, or be carried around in a leather case, as shown in the photo.

Plugging into the set's cabinet, the "Pak" converts the energy from sunshine into electricity to run the radio. The power unit is sensitive enough to pick energy from the sky on cloudy days. Light from an electric bulb or an infrared lamp may also be used.


Without the "Power Pak," the receiver can be operated on six ordinary flashlight cells. The set requires less than one-tenth the power consumed by a conventional portable radio. Printed circuitry has been used extensively, and a directional antenna pops up by push-button action and can be rotated manually for best reception.

The receiver alone retails for \$59.95. The "Sun Power Pak" is priced at \$175.00, and the leather carrying case at \$29.95. This relatively high price for the power pack is due to the cost of the pure silicon (\$300 per pound), which is its principal element.

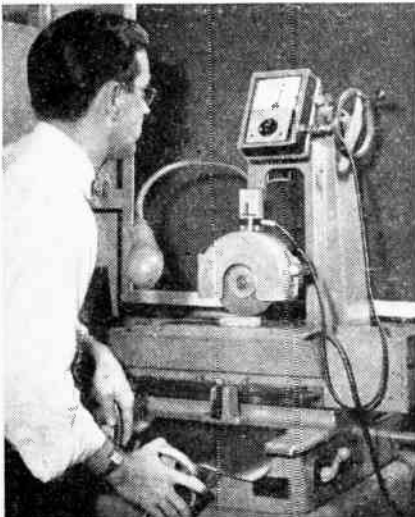


Receiver for Conelrad and Standard AM Broadcasts

"CONALERT II" is a five-channel, fixed-frequency receiver designed to pick up all Conelrad Radio Alert broadcasts as well as standard AM programs. Designed for silent or audible round-the-clock monitoring, Conalert II gives both an audible and visual alarm when a Conelrad Radio Alert is broadcast. It then receives all messages until manually reset by the user. A unique feature of this set is the alarm it gives if a tube or other major component fails. Made by Kaar Engineering Corp., 2900 Middleton Rd., Palo Alto, Calif., it is priced at \$140.00, f.o.b. Palo Alto.



Transistorized Meter Tracks Annoying Vibrations



TRACKING and measuring mechanical vibrations in the 10 to 1000 cps frequency range is facilitated by an all-transistor meter announced by Consolidated Electrodynamics Corp., Pasadena, Calif. Containing its own battery power supply, the device is completely portable. Four junction transistors are used in place of vacuum tubes. All circuit components are mounted on a single etched-circuit board which forms the chassis.

Because of its portability, the new meter can be used in making flight-line vibration checks, trouble-shooting machine tools, and performing many other tests where it is inconvenient or impossible to stay "hitched" to an a.c. socket. Known as "Type 1-128," the instrument is claimed to provide accurate readings under the severe environmental conditions encountered in these applications.

Full details are contained in Bulletin CEC 1566. Write to the company at 300 North Sierra Madre Villa, Pasadena, Calif., for a copy.

CAR OWNERS and traffic authorities alike are anxiously awaiting the outcome of an experiment being conducted in Detroit. The tests may have far-reaching results which can make highway driving faster and safer.

With almost a quarter of a million cars choking the City of Detroit's two expressways daily, authorities had to find some way of keeping vehicles moving rapidly. After trying special signal systems, lane and ramp controls,



TV Will Unravel Traffic Snarls

and augmented police patrols, the city turned to television to solve its problems.

The result is an elaborate experiment in closed-circuit TV. The whole panorama of traffic conditions is available as a series of clear, conveniently viewed television pictures. Accidents, and congestion at the points of their occurrence, can be immediately detected. Enough picture detail comes through to permit observers to fully evaluate a situation. Moreover, the TV rig is part of a super-dispatch and control system in which police, fire, and other emergency vehicles can be sent quickly wherever they are needed. Traffic on highway lanes and ramps can be controlled at a moment's notice.

Months of elaborate tests, in which all types of available equipment were used around the clock under all possible weather conditions, preceded the present setup, which authorities claim will work. The system now uses TV cameras that can be moved up or down, rotated, focused, and even have their lenses changed—all by remote control. Problems of "pan" and "tilt" by remote control were also solved. Weather, a constant enemy, was met with weatherproof housing for each camera as well as windshield wipers for the camera lenses. A special tower was erected with an elevator to test the cameras at different heights.


Major credit for planning the system and directing the tests goes to Alger F. Malo, Director of the city's Department of Streets and Traffic. A detailed report



Details of traffic show up clearly on TV screens (top photo). Camera (center photo) can be positioned by remote control. Government officials (bottom photo) show great interest in new system.

on his work, which was conducted in cooperation with Roy Head, senior engineer of the Michigan Bell Telephone Company, was delivered recently at the 25th annual meeting of the Highway Research Board, Washington, D. C.

Scanning range up to 200 miles is possible with this 40-foot antenna. Aircraft flying as high as 70,000 feet can be tracked. Below, operator views image on screen. Note absence of clutter and other types of radar interference.



Radar Uses "English" to Get Clear Signals

the microwaves return to the antenna retaining their original twist. These pass unhindered through the filter and register as targets on the screen.


A NEW RADAR system, developed by Raytheon for Canada's airways, takes a lesson from billiard sharps—its antenna puts "English" on outgoing signals to solve the problem of clutter in returning echoes.

The antenna achieves its "cuestick" action by applying circular polarization to the outgoing beam. When the resultant microwaves hit a storm cloud, millions of spherical raindrops bounce them back to the antenna with a reverse twist. A filter keeps them out of the receiver and thus prevents them from registering on the radar scope. However, when the outgoing beam strikes the irregular surfaces of a solid object such as an airplane, many of

Cutting out bad-weather clutter is only one novel feature of this radar system. Another is its ability to select only moving objects by filtering out echoes from fixed objects such as buildings and mountains. This feature enables the operator to spot aircraft in flight clearly and quickly. Immediate and exact geographical pinpointing of a detected plane is facilitated by a map of the area scanned. Electronically generated, this map appears on the face of the 'scope with flip of a switch.

A network of these radar systems, for 15 major airports, will stretch across the width of Canada. Delivery of the first units is expected early in 1958.


Portable Meter Tracks Down Industrial Noise



TWO BILLION dollars' worth of noise is the target of the "Soundscope," an all-in-one portable noise meter and analyzer. This staggering figure is the amount of the damage claims filed against industry as a direct result of noise and its attendant hazards to personnel.

Shown in a typical application taking sound level readings at a punch press, the "Soundscope" measures noise levels, analyzes peaks within any of eight sound octaves, and can also check sounds in very narrow frequency bands.

Details are available from the manufacturer, Mine Safety Appliances Co., 201 N. Braddock Ave., Pittsburgh 8, Pa.



Are the "Brains" Taking Over?

Automated production line grinds out Plymouth cylinder heads. Electronic equipment on transverse bridge controls entire process.

By **HERBERT REID**

THE owner of a small tool factory outside Chicago finally lost his temper and b'urted to the union leader: "So go out on strike! You'll be sorry!"

It was a plant employing eighty-two people. They produced only one item . . . an odd-shaped metallic wing section made expressly for a large aircraft manufacturer on the west coast. The union had got wind of a new sales contract. They wanted another nickel an hour. They struck.

While the pickets walked with signs for the next few weeks, some strange trucks pushed back and forth through the lines. Activity could be heard in the plant. Then, exactly four weeks later, the manufacturer called in the union head.



The workers' representative stood once again across the desk. The shop owner settled back into a large armchair and chortled: "You can have your nickel an hour, but I have a surprise for you. I don't need your full force any more. While you were striking, I installed some electronic brains." He took a leisurely puff on a cigar, and then said: "Send me back eighteen men."

Jobs and Machines. Incidents like this, though widely publicized, are basically mis-

***You've heard from labor . . .
you've heard from management
. . . now, a POP'tronics
exclusive gives you a broad,
long-range perspective
on the future of our industry***

leading. Automation won't replace men. It will merely change the kind of work they do. Don't be fooled or frightened by the horizons now looming up behind electronics' new frontier. The age of automation is not a threat but a promise.

We learned in the last hundred years that the living standard of a whole country rises as more and better machines are put to work. To prove it, just compare the life you are leading now with that of your grandparents, or with that of people in non-industrial countries. The invention of



Human intruder in automation's realm (left) makes minor adjustments on a row of self-governing machines which drill the entire oil system in an automobile crankshaft in one continuous operation at Ford plant in Dearborn, Mich. Relay banks (right) control sequence and quality of machining operations. Electronic switching devices such as tubes and transistors augment electromechanical relays in recent designs.

power machinery has brought our generation a richer life than any of our ancestors enjoyed.

Now we are ready for the next forward step. Electronics multiplies the efficiency of machines by giving them automatic controls, self-regulation, and self-checking. The entire process of industrial production now moves up to a higher level. The material bounty of our lives will be correspondingly multiplied.

How would you like shorter hours, three-day weekends, and more money to boot? The electronic brain, if properly employed, can produce more leisure *plus* more wealth for everyone. The process has already begun.


A Ford executive once took Walter Reuther, president of the United Auto Workers, on a plant tour. As they passed a row of robots turning out intricate engine parts, the Ford man cracked: "None of these gadgets pay dues to the union!" Reuther just smiled. "But none of them buy new Fords, either."

Here lies the key to the problem. The new electronically guided machines can produce immense wealth to benefit us all. But neither management nor labor can profit unless there are enough customers who can afford to buy what the machines produce. The answer to the problem of automation is therefore bound to be in terms of greater buying power and higher living standards for more people.

General Leslie Groves, wartime director of the atom bomb project, now a civilian executive of Remington Rand promoting peacetime applications of electronic computers, lays the issues clearly on the line in historical perspective:

"Replacement of people with some form of automation has been resisted consistently by certain types of individuals from time immemorial. If they had had their way, those people who have resisted it would apparently be glad to have ditches dug by pick and shovel. They ignore the fact that the pay rate of the laborers would be so low that they could hardly exist, and that the ditches would cost so much that few householders would be able to have running water in their homes. Today, the might-have-been pick-and-shovel laborer is running a mechanical ditcher or some other machine at ten times or more the hard-labor wages, to say nothing of doing a better job."

Automation does not make Man unproductive. On the contrary, it helps him become more productive, versatile, and, above all, more interested in what he is doing. It frees him of the boredom and monotony that are the curse of factory and office chores like assembling, figuring payrolls, etc. Now, for the first time in industrial history, machines can take over this dull drudgery. Human beings can turn to more imaginative and interesting work, and can have more leisure.



Assembly machine by Multra Corporation (left) performs 16 production steps along circular track. Variable work program includes inspection, with machine catching its own mistakes. Engineer (right) checks tape on which blueprint dimensions are encoded to provide electric guiding signals to the automated lathe shown on page 44. Self-checking through feedback circuits is a common feature of all these devices.

Jobwise, this means that there will be fewer unskilled routine jobs, but limitless opportunities for upgrading workers willing to get technical training. Some unions are starting their own training programs to prepare their members for the switch-over to automation. In addition to people setting up automatic machines for given production tasks, many technicians will be busy with the maintenance of this complicated equipment. On the average, large computers employed in bookkeeping and similar "paper work" require one hour of maintenance for about every ten to twelve hours of operation.

Hurry and History. "Well," you might ask, "with so many men needed to keep a computer going, what's the point in having one?" The answer lies in the incredible rapidity of the computer. It literally works at the speed of lightning. This counts especially when you need a fast solution to a tough paper work problem.

A guided missile manufacturer had 25 designs. Each had its good points but he wanted to select the one that would give him the best over-all performance under varying conditions. Taking into consideration shape, wind draft, fuel combustion, etc., involves a vast array of complex equations. One man on a desk calculator would have to work seven years to find the answer. A high-speed computer picked out the best design in seven minutes.


Burroughs has a machine that it rents

out for about \$300 an hour. There is a waiting list for it extending for many months. One large manufacturer who had about four months to wait before his turn was asked if it were worthwhile to sit on his hands all that time. He answered: "It's either wait four months for the brain or spend years doing it myself."

Machine computation is the promised land of modern engineering. But the principle is already centuries old. The abacus, the oldest mathematical machine, reaches back to the antiquity of the Orient. The slide rule and adding machine have seen more than three centuries of use.

The first thought of modern computers dates from 1822, when an eccentric British genius, Charles Babbage, dreamed up a room-size, two-ton "Difference Engine" to solve complex problems by a system of shafts and odd-shaped cams. The changing diameter of these cams, as they rotated, represented changes of numerical magnitude. Babbage induced the British government to finance the project by optimistically predicting: "I'll have this thing finished in two or three years and it will cost between 3000 and 5000 pounds."

Ten years and 23,000 pounds later, he was still working away. The British government dropped the project. Discouraged but not quite beaten, Babbage went ahead and designed a new computer that he called the "Analytical Engine," but he could find no backers. He died shortly



Tape-controlled lathe (top), developed by Bendix Aviation Corp., automatically turns out complex cam shapes from instructions which are fed to it from electronic control rack at rear. Tape reel is clearly visible. Technician (below), checking assembly of IBM data processing machine, exemplifies one of many new job opportunities created by automation in the field of electronics.

after that and the plans ended up in the Kings College Museum. Yet there was nothing musty about Babbage's theories.

Present-day scientists examining his yellowed notebooks find them very disturbing. Babbage's early ideas were so well put together that our mathematicians use many of them directly for today's developments.

The turning point in computer history came about twenty years ago with the development of fast and accurate electronic circuits. These circuits are able to create electric equivalents of nearly any mathematical function and perform counting operations at the rate of more than 100,000

per second. Computers had come a long way from Babbage's slow and bulky camshafts. Later, punched cards and magnetic tape provided the computer with a "memory" for remembering whatever it needed to know for a given job.

One of the first modern computers had a regular "baptism of fire" during the war. A distraught general called a meeting of our country's leading mathematicians, and said: "I have a math problem. The answer will decide who wins the war!"

Intelligence had gotten wind that the Germans were working on a new secret weapon to obsolete bombers. It was called the "Electric Cannon." The cannon was to be able to fire a shell for thousands of miles and with pinpoint accuracy. Our cloak and dagger boys reported that the Nazis were going all out and diverting money, material and scientists from the race for atomic supremacy. They were gambling, with the world as the stake.

Could it work? That was the big question. The answer could be calculated, but ordinary computation methods might take a lifetime. Our mathematicians brought their new computer into play. The Germans had no such device. In a few weeks, the machine garbled out numbers that said: "The electric cannon will never work!" Our army crossed its fingers and stayed with the atomic bomb. Hitler's hired hands continued the impossible cannon project by trial and error to its futile end. History tells the rest, and the electric brain was a deciding factor.

Ultimate Aims. In recent years, computers attained amazing versatility. In addition to doing all sorts of paper work, called "data processing," and performing control functions, they are now learning to "lend a hand" in an increasing number of production jobs. The computers present their results in the form of electrical voltages which then control the actual working motions of the machine.

Here again, the machine, seemingly independent of man, needs plenty of human help. The electronic "brain" cannot actually think for itself. Technicians must tell it exactly what to do in a given situation. After it gets the routine down pat, it can repeat the job by itself. The "brain" is actually a mindless robot depending entirely on human guidance. But by freeing Man's hands and mind from dreary routines, the widespread use of computers in the future may liberate Man's time and energy for wider and deeper thinking and more creative work. This has tremendous social and spiritual implications, and points the way to what Dr. Norbert Wiener, the great automation pioneer, has called "the human use of human beings."

Ultrasonic Bath for Parts

SOUND WAVES, pitched far higher than the human ear can hear, are used to clean bearings employed in high-precision aircraft gyros. The technician in the photo at the right is administering a supersonic bath to a component being made at the Minneapolis-Honeywell plant in Wisconsin. This cleaning method rids the delicate assembly of all dust, for even a microscopic speck of foreign matter could ruin one of these costly instruments. Later, gyros are tuned to within .0001% accuracy.



Anechoic Chamber

ILLINOIS TECH student Jack Kiser takes part in a binaural hearing experiment at Chicago's Parnly Foundation for Auditory Research. Kiser is listening to two different tones (one in each earphone) in order to determine their relative directions. Rooms like this are used widely by researchers to discover secrets of human hearing as well as to test new hi-fi equipment.



SHORAN Radar Trainer

THE FIRST trainer capable of teaching Air Force radar operators to guide their aircraft to a target, bomb the target, and return—completely and solely with SHORAN radar—has been developed by the Air Research and Development Command.

This complex \$100,000 equipment permits trainees to use SHORAN (short-range navigation) radar under all simulated flight conditions. It can chart the entire course and altitude of a bombing run, then study data to pinpoint any errors. The instructor acts as pilot of the imaginary aircraft while trainee takes over as navigator and bombardier, solving flight problems and giving "flying" instructions to the "pilot."

Illuminated Alarm Clock

IT IS a great convenience to have a bedside clock with an illuminated dial to show the time distinctly all night long. Unfortunately, some of the clocks which have luminous hands and numerals are bright for only half an hour or so after the lights are switched off. Then they slowly fade into a faint indefinite glow.

The small $\frac{1}{4}$ -watt argon gas lamp (AR-3) produces light in the near ultra-violet—or black light—spectrum and very little visible light. Black light possesses the energy to cause luminous paints to glow—it will energize the hands and numerals on your luminous clock dial. If your clock dial is not of the luminous type, then buy a small tube of white luminous paint and paint the hands and the numerals.

Most radio parts houses stock the AR-3 bulb—which costs about 70 cents and has a candelabra base. A handy socket for the bulb is a Dialco pilot light assembly, such as the No. 137 jewel cap, which has a clear lens and a candelabra socket suitable for the $\frac{1}{4}$ -watt lamp.



Argon gas lamp produces "black light" to energize the numerals and hands on your luminous dial.

Life of the argon bulb can be extended many times if a 50,000-ohm, $\frac{1}{2}$ -watt resistor is attached in series with the a.c. line. This reduces the amount of black light emitted, but the luminous paint will accumulate energy and there will be sufficient light energy to keep it activated.

The pilot lamp assembly can be mounted in a 1" hole in a strip of plywood or a strip of metal fastened to the bedside table. Point the lamp to the center of the clock so that you will get the full effect of the black light.
—George P. Pearce

Loudspeaker Installation



Mount the speaker securely, but be sure not to overtighten the mounting screws (right) when installing a loudspeaker.

EVER WONDER about the thick cardboard ring around the edge of a loudspeaker's paper cone? Most electronics hobbyists, and even experienced technicians, pay little attention to this ring. Actually, it has two very important jobs to do.

Helping to secure the edge of the speaker's cone is only a minor function of the ring. In a well-constructed speaker, the outer edge of the cone is firmly cemented to the metal frame before the ring is installed. Thus, the cardboard ring is not really needed for this job. But it does serve as a *spacer* and as a *cushion*.

By acting as a *spacer*, the ring holds a mounted loudspeaker back from its baffle or mounting board, thus reducing the possibility of the paper cone striking the board during its forward movement. Since the maximum cone movement depends on the maximum amount of audio power the loudspeaker is designed to handle, you'll generally find that "heavy-duty" speakers have a much thicker cardboard ring than inexpensive, light-duty units.

The second important function of the cardboard ring is to serve as a *cushion*. If an excessive strain is applied to a loudspeaker's metal frame, the frame may be twisted or warped. The warped frame, in turn, will twist and distort the loudspeaker's cone, again impairing quality of reproduced sound. In extreme cases, the paper cone may be so warped out of shape that the voice coil assembly rubs on the pole piece or magnet frame. By serving as a resilient cushion, the cardboard ring permits a loudspeaker to be securely mounted with screws or bolts without an excessive strain on its metal frame.

So the next time you install—or replace—a speaker, remember the two important jobs of the cardboard ring. Mount the speaker securely, but *don't overtighten the mounting screws or bolts*. If you do, you may crush the ring slightly, defeating its job as a spacer—or you may even warp the metal frame.
—Eugene Richardson

"Flyingest" Model Tests Antennas

A SIX-FOOT MODEL airplane "flies" half a million miles a year at up to 10 miles "altitude" without ever leaving its rooftop mount. Perched atop a laboratory building at Republic Aviation Corp., this model of the atom-bomb-carrying F-84F "Thunderstreak" banks, turns, climbs and dives by electronic remote control. The purpose of all these bantam acrobatics is to check antenna radiation patterns under all kinds of flight conditions without costly and dangerous tests in an actual plane.

The size of a metal aircraft naturally affects the working of its antennas. Wavelength, antenna and fuselage dimensions must remain in the same ratio as on a real plane. Therefore, the scale model operates at proportionally shorter wavelengths than the full-size plane. Antennas are flush with the plane's streamlined skin, being recessed in plastic-covered cavities to avoid turbulence at high speeds.

Republic's adroit armchair flyer ranges over "distances" of 220 miles and altitudes up to 50,000 feet in search of the best possible solution to the dilemma of conflicting requirements. Through a funnel-shaped antenna, engineers beam radio signals at the model some 30 feet away. Then they check the model's reception in various "flight positions." This assures intelligible voice communications and clear signals for split-second radar and guidance decisions at the crucial combat moment.

-30-



Horn antenna, eleven feet long, beams radio signals at many receiver antennas in aircraft model to check effect of sleek hull and flight maneuvers on reception

Control room engineers "fly" model plane to plot radiation pattern from its transmitter at many different flight altitudes.



Tiny Record Player Gives Sales Talks

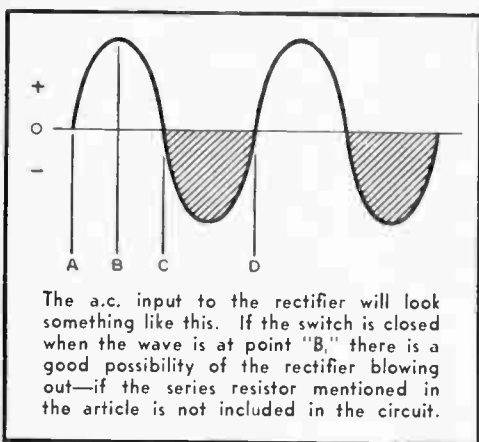


THE OIL CAN in photo at left delivers its own sales talk. Inside it is a unique device known as "Sellavox." Measuring 3½" by 5" and powered by two flashlight batteries, "Sellavox" is a miniature record player. Its motor is as big as a thumb; the disc it plays is the size of the label on an ordinary record. It uses no tubes or transistors; rather, amplification is achieved mechanically, by linkage between the pickup and the cone of the 2" speaker. The device is made by Minitone, Inc., 55 West 13 St., New York City, and its application to on-the-spot advertising is the work of Carter & Galantin, 710 West Jackson Blvd., Chicago. Other uses of the device are in "talking" cigarette machines, food displays in supermarkets, and numerous toys.

About Selenium Rectifiers—Keep This in Mind!

PROBABLY the most popular power source for small preamplifiers, code practice oscillators, radio tuners, and simple control circuits is the half-wave rectifier type supply using a selenium rectifier and a single filter. The circuit of such a supply is given in the wiring diagram where typical component values are listed.

In operation, the selenium rectifier permits electron flow in one direction only. Thus, when a.c. is applied to the input, half



of the cycle is "stripped" away, leaving pulsating d.c. This pulsating d.c. acts to charge capacitor $C1$, which then discharges slowly through $CH1$ and the load connected across the output. The choke and capacitor $C2$ serve as a filter network to smooth remaining pulsations and to insure that "pure" d.c. is supplied to the load.

The circuit of this power supply is almost identical to that of a vacuum-tube half-wave rectifier type power supply except for one small but important feature—the presence of series resistor $R1$. Since this resistor is not used or needed in vacuum-tube supplies, beginners—and even experienced technicians—will often leave it out of the circuit, connecting the cathode of $SR1$ directly to $C1$.

When this is done, things may go along smoothly for quite a while—but one fine day, when the experimenter throws his power switch "on," the selenium rectifier will go up in smoke. Unless he knows the reason for having $R1$ in the circuit, chances are that this chap will attribute his trouble to a defective rectifier, to a leaky capacitor ($C1$), to an accidental short, or to some similar defect. He'll make the usual replacements and go along his merry way . . . until it happens again!

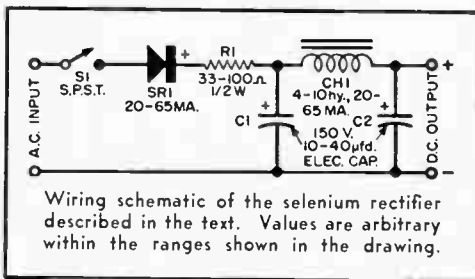
Looking at the small resistance (33 to

100 ohms) of $R1$, we know right away that it is of negligible value as a part of the filter network. Actually, $R1$ serves as a sort of protective load. Its purpose is to protect the selenium rectifier from a damaging current surge.

Consider the rectifier action that takes place at the instant that the power switch is thrown "on." Since capacitor $C1$ is discharged, it acts—for practical purposes—like a short circuit. If $R1$ were not in the circuit, an extremely high current flow could take place through $SR1$ as $C1$ charges, provided a moderately high voltage is applied to the input.

However, we know that an a.c. voltage constantly varies, going from zero to a peak value with one polarity, back to zero, then to a peak value with the opposite polarity, and again back to zero. A high voltage is applied to the input *only* if the switch is closed while the line voltage is at the peak of its positive cycle. If the line voltage is in the vicinity of its negative half-cycle, where the rectifier does not conduct, there is little or no danger of a damaging current surge through $SR1$.

Thus, $R1$ is provided simply to limit current flow through the selenium rectifier in the event that power is applied to the circuit when the applied a.c. voltage is near its peak in the conducting direction. It is not needed once $C1$ is charged, nor if the switch is turned "on" during the negative half-cycles, nor when the line voltage is near



zero. Nor is it needed in vacuum-tube rectifier circuits—since the slow heating of the vacuum-tube cathode allows the input capacitor to charge slowly.

In practice, the use of series resistor $R1$ is essential if the source voltage is the a.c. line. Its use is optional where a transformer secondary supplies the a.c. voltage, for the inherent d.c. resistance of the transformer windings, as well as inductive lag, will generally prevent an excessive current surge. But it's a good idea *always* to include such a resistor in selenium rectifier circuits.

—E. G. Louis



Elimination of human error in dispatching elevator cars is major contribution of new Otis "Automatic Program Selection." Left, passengers are assured steady, uncrowded traffic flow in large office buildings. Below, indicator and control panel of the system; switches can be preset to handle any flow of passengers in any of six traffic patterns.

No Guesswork With These Elevators!

THE APPLICATION of electronics to elevators has solved one of the thorniest problems in vertical transportation—traffic scheduling.

Since time is money in modern business, seconds spent waiting for an elevator can be expensive. In manually controlled scheduling systems, the starter knows that at certain times of the day most of his traffic is in one direction. He can tell what floors are calling for elevators. But he has no way of knowing the exact amount of traffic, how many people are in an elevator at the upper floors, or how many are waiting for a car at any particular floor. The result is that the starter must "juggle" his cars. If he guesses wrong, some people have an over-long wait for an elevator as cars, loaded to capacity on upper floors, continue to pass them by.

With Otis Elevator Company's new Automatic Program Selection, the starter is replaced by an electronic system that does his job automatically and with great efficiency. This equipment almost thinks for itself.



First of all, it is prepared for known traffic situations. During the up-peak periods, cars are dispatched as soon as they are filled to comfortable capacity, as indicated by a load-weighing device in each car. During the down-peak periods, if traffic indicates the necessity for it, the building is automatically zoned so that certain cars will not go above a particular floor. This prevents the elevators from skipping pas-

sengers on lower floors because the cars have been loaded to capacity at upper floors. If a single down call remains unanswered for a predetermined time, the first available car—even though it might be traveling upward and must reverse itself—is made to stop in answer to that call.

Under quieter traffic conditions, the scheduling is designed to dispatch cars and answer calls as soon as possible, with the distribution of cars determined automatically. Doors are prevented from closing on passengers by an electronic proximity device mounted on the leading edges of both elevator doors which causes them to stop and reverse if a passenger's arm or any other part of his body is in their path. If someone stands in the doorway beyond a fixed time limit, an impatient buzzer sounds a warning, and the doors close at greatly reduced speed. The passenger is then firmly but gently nudged from the path of the closing doors.

The heart of automatic programming is an electronic mechanism that utilizes relays, tubes and transistors in an effective memory system. This equipment receives the information, memorizes it, analyzes it, and distributes the correct answer to the eleva-

tors themselves for up or down movements.

The system begins its operation when a passenger signals for the elevator. A touch of the call button, which is a proximity detector, activates a "memory" circuit by gas tube ionization. The signal is relayed to the car. When the car arrives, the circuit is broken again and the call signal is canceled.

Each car is suspended on rubber insulation blocks, with a tripper mechanism under the mounting. When a car is loaded to a comfortable capacity, the rubber blocks are depressed, the car hits a microswitch, the tripper is activated, and the car is dispatched.

All elevator calls are communicated to the traffic programming mechanism, which holds the information in memory circuits. As calls accumulate, indicating a change in traffic pattern, the information is sent to the dispatch timing mechanism, and the scheduling of cars is changed.

Building owners report that Automatic Program Selection not only satisfies tenants in terms of time saved and less crowded elevators, but also that elevator starters are freed to perform public relations duties as building receptionists.

-50-

More Sensitivity for the "Transistor Portable"

THE IMMENSE INTEREST evidenced in the "Transistor Portable with a Punch" (POPULAR ELECTRONICS, May, 1956, page 42) has occasioned several experiments designed to increase the sensitivity. Results have shown that the volume obtainable from this receiver can be nearly tripled. Additional components required consist simply of two resistors and three

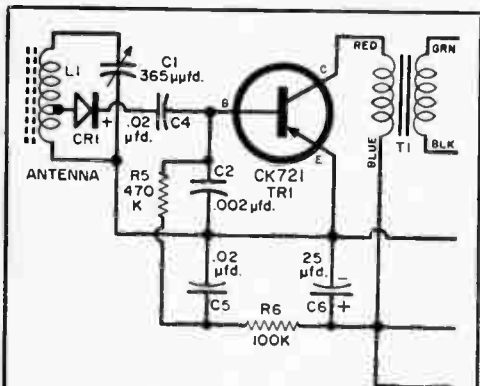
capacitors. The partial wiring diagram at left shows where the new components are located in the circuit.

Capacitor C_4 has been added to isolate the crystal diode $CR1$ from the first audio stage, $TR1$. Resistors R_5 and R_6 plus bypass capacitors C_5 and C_6 will effectively bias the base of transistor $TR1$, permitting more efficient operation. In weak signal areas, the addition of these few parts will increase the volume of the weak signals rectified by the crystal diode detector.

SUBSTITUTIONS: Several attempts have been made to substitute "regular" ferrite loopsticks for the Miller Type 2000 transistor loopstick mentioned in the parts list. At the present time, it appears doubtful that other commercially available loopsticks are as sensitive—if the receiver is used without an outside antenna. I would also recommend that the CK722 *not* be substituted for the CK721 used in the first audio stage, $TR1$. If this substitution is made, the constructor will be disappointed because of the increase in background hiss and noise.

Some improvement in volume and freedom from distortion can be effected if the value of R_4 is reduced to less than 10,000 ohms. A value of 4700 ohms for this resistor has been found to be fairly satisfactory.

—Edward Duda



Partial schematic of the "Transistor Portable with a Punch." Complete original ran in May, 1956, issue. Circuit components to be added or changed are explained in text. These modifications can result in three times higher output.

THIN AIR my foot!

By Carl Kohler

AS A rosy-cheeked lad, standing with awe at my father's knee while he performed such magic as winding antenna coils or constructing a crystal set, I was exposed to an important factor in electronic know-how. It was dinned into me with patient repetition (and a skilled hand with the razor strop) until I knew it better than I did my own name. It was, simply: "A place for everything and everything in its place."

I have since tried to introduce this cardinal rule of good craftsmanship into my own household . . . a task which—at times—seems comparable to destroying Boulder Dam with a penknife. I just can't seem to get the Missus (by far, the most outrageous offender of the rule) to put anything back where she found it, and most of the time I'm fortunate beyond my wildest hopes if she even remembers where she misplaced it. When it comes to tracking down mislaid tools, Little Bo-Peep searching for her flock at a wolf-rally stands a better chance of finding what she's looking for than I do in the simple effort to locate "that Phillips screwdriver which was on the workbench just a minute ago."

If this smacks of gross exaggeration, then, you, dear reader, are either single or the possessor of a workshop guarded by trained lions and a time-lock.

THE FOLLOWING dismay-tinged notes are but a few of the cryptic entries in a small book which I carry with me, recording weekly accounts of lost-tool matters:

Monday—Found partially rusted open-end wrench under lilac bush in front yard. Wife claimed she borrowed it to loosen soil.

Tuesday—Discovered cutters lying under sofa. Wife's story: she needed "something" to cut up coat hangers for project she is working in wire.

Wednesday—Found soldering gun in upper hall. Wife boldly admitted using same to hammer nail into wall for picture-hanging.

Thursday—Took socket-wrench, gently, away from Junior. Wife claims I left it lying on washporch (not true, I put things back where I find them) and allowed child to amuse himself with it.

Friday—Discovered ratchet-wrench in silver-drawer while drying silverware for

Wife. No explanation offered by anyone.

Saturday—Stepped on pliers . . . nearly broke my fool neck. When questioned, Wife allowed as how she was using them to pull tacks from old chair before attempting re-upholstering. Gave her short, spirited talk on leaving tools upon basement floor. Mentioned that our insurance clauses don't include "death by pliers."

Sunday—Came upon strange hand-drill. Not mine. Asked around neighborhood. Found owner two blocks south. Kids were drilling for oil with it. Am reassured I am not alone in this fight.

And *those* are the trivial facets to this multi-sided pain where it aches the most. At least, I was able to get my pinkies on the abused tool and carefully put it back, in each instance, in its allotted niche or on its own peg.

SOMETIMES finding a missing tool gradually becomes a trek of similar proportion to that of searching for the famed dodo bird. And, frankly, I would a darn sight sooner have to limp through the danger-infested jungles of, say, darkest Brazil, in my bare feet and armed only with a



. . . Sometimes finding a missing tool gradually becomes a trek of similar proportion to that of searching for the famed dodo bird . . .

water-pistol, than be faced with the prospect of ferreting out some completely vanished tool . . . particularly when Friend Wife kicks the hunt into action with: "It simply disappeared into thin air!"

Those are fightin' words in my book.

They are, also, the fantastic symbols of feminine reasoning substituted for cold,



. . . But how did you know it would be there?" asked Friend Wife, with eyes the size of dinner plates. "I hear voices," I admitted, mystically . . .

male logic . . . logic being as foreign to the mind of woman as Martian sand would be to an Ozark hillbilly. Nevertheless, those six, absurd words have been hurled into my stunned face each time Friend Wife is queried concerning the whereabouts of a missing tool.

One morning, I became aware that my prized and treasured electric drill was not suspended in its customary place. Before succumbing to hysteria, I forced myself into a tense, controlled state of mind and made a trembling inch-by-inch check of the workbench, the larger drawers, the cabinets and, finally, the workshack floor. No electric drill.

Fair-minded lout that I am, I sauntered casually through the house and grounds, keeping two weather eyes straining from their sockets for even a hint of a misplaced, unreturned electric drill. I happened upon my extra pliers (half-buried among the ferns) and a given-up-for-lost-long-ago screwdriver (encrusted with dried paint), but still no electric drill.

So, letting my fury lash itself into a rousing lather, I abandoned further cool-headedness and charged off to fight "City Hall." Electric drills don't grow on trees.

THE CULPRIT was in the kitchen, affecting an air of spritely cheer and threadbare innocence as I boiled into the

room. Gripping the edge of the sink for support, I glared at her from head to toe. Her cheer dampened visibly.

"Well, what's eating you?"

"Where is it? Come on, now. Where is it? Stop stalling and just tell me what you did with it and I won't—"

"Where is *what*?" She had the audacity to smile.

"The electric drill," I snapped peevishly. "My fine, wonderful electric drill that I am lost without. It's gone and you know where it's gone to, and I *demand* that you—"

She rested her chin upon a slender finger and stared thoughtfully at me. "Electric drill. Is that the gun-like gismo that goes rrrrrrrzzzzzzz and makes holes in things?"

"That's it," I agreed. "That's my electric drill which I bought with my own little money and have cherished like some men cherish their—"

"Welllll . . . let . . . me . . . think . . ."

Her eyes glazed over with vague thought. I drew myself up and stood, with folded arms across my chest, peering mercilessly into her little act with what I was sure were gimlet-colored glances. Friend Wife has a nice trick of assuming a cooperatively confused aspect when cornered in matters of vital concern—like lost tools and such. I've had reason to suspect, in the past years of marriage, that this is what my mother used to refer to as "the wiles of women."

"What did you do with my electric drill?" I hissed.

"Oh, *now* I remember!" She beamed joyously at me, and I could sense a real hum-dinger building up voltage. "I used it to put drainage holes in those tin planters you made for me! And was *that* ever a job! Drilling . . . drilling . . . drilling . . . all those oodles of holes! Gosh, I never realized how much—"


"Listen, lady," I said patiently, "I don't want to sound like so much tube noise, but I insist upon knowing exactly where my drill is—right now."

"How should I know?" she complained, shrugging. "It just seems like I lay things down and—and the very next minute, they disappear into thin—"

HOLD IT!" I shrieked. "Hold it, right there!" Unnerved, I collapsed into the nearest chair, every muscle in my body quivering. "I've been led over that 'thin air' route before. I'm not buying it this trip. And now that you're a great, big grown-up girl, I think you're old enough to face facts. Lady, despite your fondest wishes, nothing—absolutely *nothing*—disappears into thin air." I stopped for a

(Continued on page 124)

Two-Penny Direction Finders



By **ELBERT ROBBERSON**

*You can find your way
simply and inexpensively
if you navigate by radio*

TO THE NAVIGATOR of a steamship, fog is not so tough. He turns on the radar, or the radio direction finder, and steams on through. But in the 14- to 40-foot boats that some tens of thousands of us are going to be cruising around in this year, fog means: *go home!* The trouble is that when it closes in, you can't go home.

After bumbling blindly through quite a bit of fog, I decided that I would carry along a radio direction finder whenever I take a boat out on open water. You can do it, too—even if the boat is a mere skiff. Here's how. Loop antennas are directional, portable radios have loop antennas; therefore, we can find directions with a portable radio.

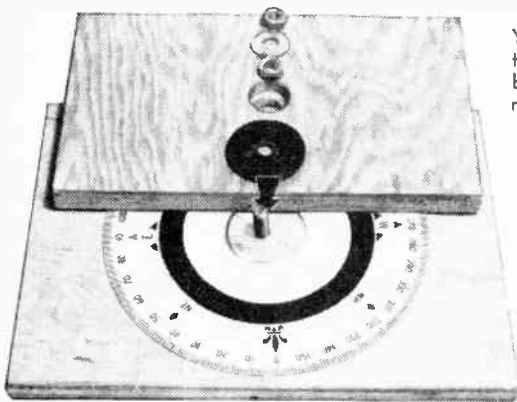
Portable radios have several forms of loops (Fig. 1 on page 55 shows the most common forms). All loops behave similarly. Maximum signal pickup occurs along the line of the wire of the loop winding, while a sharp signal "null"—or "no-signal" area—is found perpendicular to the plane of the loop windings. The null is used for taking bearings, since it is much sharper than the broad lobes of maximum response.

Old-line steamship direction finders had their loops mounted on a pedestal above the wheelhouse, the energy being fed to the receiver at the bottom of the loop-support shaft. Then smaller DF's were built, having the loop and slip-ring assembly directly on top of the receiver cabinet. In both of these types, bearings

were taken by rotating the loop, then reading the direction of the null line from a pointer traversing a calibrated scale—known as a compass rose or azimuth circle.

With a portable radio direction finder, things are much simpler. Instead of rotating the loop separately, you rotate the entire set. This works just as well.

Take Your Bearings. To get to actual direction finding, it is first necessary to look inside the portable receiver and find out what form of loop is used, and how it is oriented. Card loops are usually mounted vertically along the rear edge of the chassis, so the bearing line on a null would be squarely through the front panel and out the back of the set. Some frame-wound antennas are similarly mounted, but a few sets using this construction have the loop flat against one end of the chassis. This puts the bearing line on a null edgewise through the set, parallel to the front panel. Ferrite-rod loops may be aligned either



Exploded view of azimuth base. To assemble, black Bakelite circle is set over bolt-bearing, then rotary platform and other hardware are placed on top.

way. The null line runs lengthwise through the rod.

It is best at this point to draw an arrow on the set along the null line. If the loop is off-center, it isn't necessary to mark the line off-center also. It's more convenient for the line to be drawn on the center of the set. Just be sure the line is parallel to the imaginary line through the loop.

Now hie yourself outdoors (in a building, wiring and pipes upset loop indications), portable radio in hand. Tune in a good loud local, and set the volume to a comfortable level. Then *slowly* turn completely around, listening to the program strength as you do so. You should find two directions, 180° apart, where signal level drops, or the quality mushes up and noise increases. These are the directions of the null line, and at this point the radio-station antenna lies along the line drawn on your receiver. Basically, that is all there is to radio direction finding.

Do not be amazed to find that the transmitting station is not in the direction you expected. For instance, where I live, several stations with studio locations in widely separated cities all line up on approximately the same bearing, and not where you'd expect them to be at all. But if you drive out to a certain flat spot in New Jersey, you see the reason: virtually acres of antenna systems fed by a number of different stations.

This is no great drawback in radio navigation. You simply mark the location of the various radio towers on your chart, and they are just as good as lighthouses looming out of the fog.

Troubles and Cures. Someone is bound to find that his particular portable does not act as described above. Here are possible causes for non-operation.

First of all, the two nulls 180° apart

You can adapt a common portable radio for direction finding. Azimuth base gives relative or magnetic bearings. Arrow on platform (below) is on loop's null line, running through set from front to back.




may be distorted, swung toward each other, or even merged, if any antenna other than just the loop is connected. Some portables have another wire connected to the input to augment loop pickup. Take the extra wire off. Signal current arriving by this route will lead to all sorts of unpleasant complications.

Sometimes the loop circuit is out of tune, or does not "track" properly on the station frequencies. This will cause about the same kind of trouble as having an extra antenna connected.

To cure this out-of-tune fault, "peak" the loop tuning by adjusting the main capacitor trimmer on the input stage so it will be "on the nose" for frequencies on which you want to take bearings. In the case of poor tracking, the simplest cure is to install a 50- μ fd. midget variable capacitor across the loop terminals. With this capacitor set to mid-point, peak the main trimmer. Then, loop tuning can be touched up as required all the way across the band with the auxiliary capacitor. Proper loop tuning is indicated by loudest signals "off the null," and the sharpest and cleanest null when the loop is turned "broadside-to." The auxiliary trimmer should be mounted directly at the loop terminals, and should be insulated from the chassis.

Another feature which tends to mask loop nulls is active and efficient a.v.c. action in the receiver. Under other conditions, a.v.c. is fine, but in a direction finder it will often "fill in" the nulls by increasing sensitivity at these points and make accurate location of the line impossible.

Here the cure is to disable the a.v.c. while using the set as a direction finder. Where this is easiest done depends upon



This navigator is using a commercial version of a portable radio adapted for small-boat radio direction finding. Ferrite loop is on top of cabinet; reception is by headphones. Set rotates on azimuth base which provides numerical bearings.

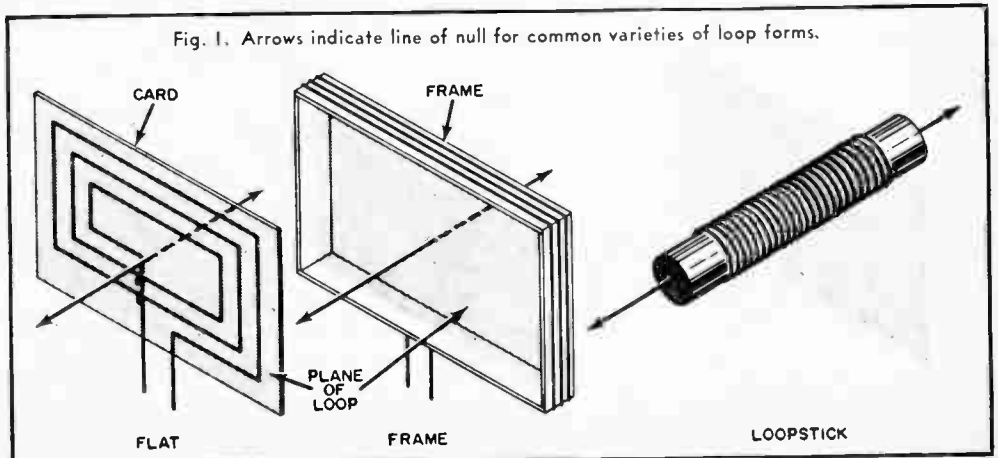
the circuit, and determination of the right place will take a little tracing and experimenting.

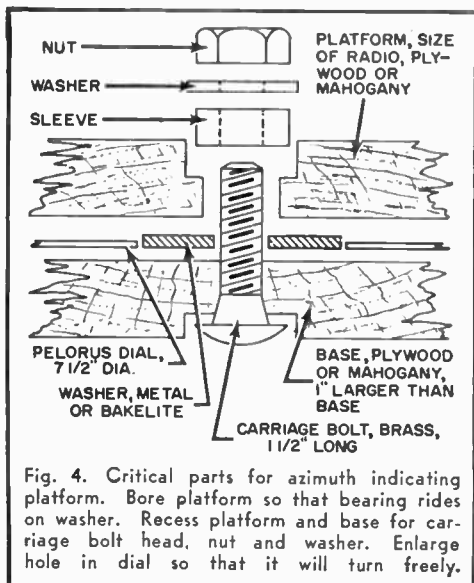
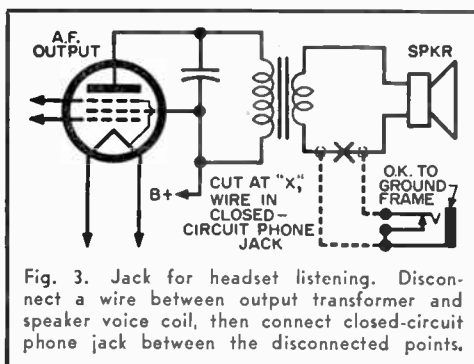
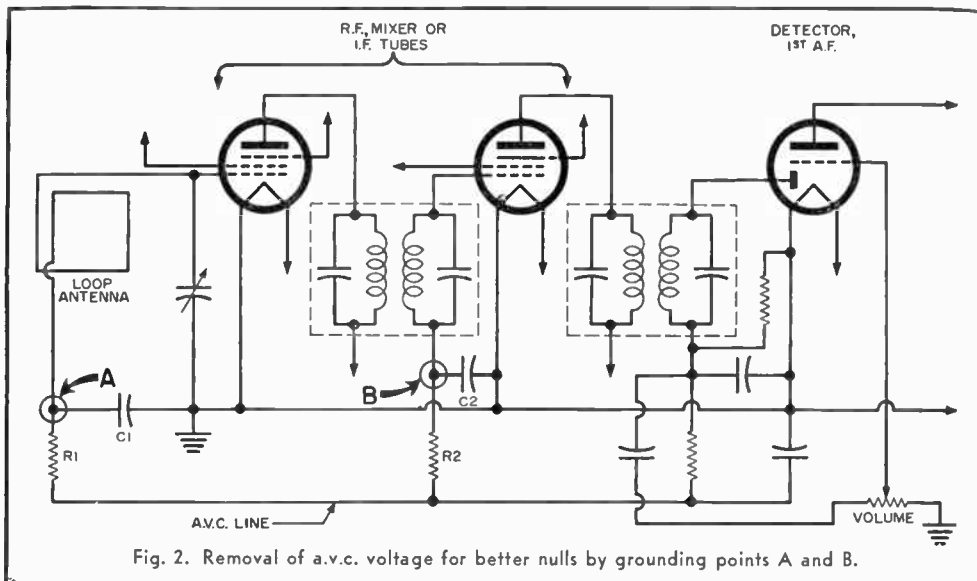
Figure 2 shows a typical circuit. The "hot" side of the loop is connected to the grid of the input stage, while the other end is grounded for r.f. current by capacitor $C1$. Resistor $R1$ brings a.v.c. voltage in from around the detector stage. $C2$ and $R2$ perform the same function for the next stage. A.v.c. voltage can be removed simply by grounding the points marked "A" and "B" by a jumper wire. These grounds may be made through a toggle switch mounted on the chassis, and the a.v.c. restored for null-free broadcast reception, if desired.

With the a.v.c. disabled, a station coming in at comfortable volume should drop out almost completely when the set is rotated through the null points.

Even though a portable performs perfectly in the back yard, take it on a boat and you'll probably find that motor roar and the sound of wind and waves make loudspeaker listening very difficult. Headset listening is the remedy. Figure 3 shows the circuit I like best, since it will feed any wire-wound headset; and when the phones are plugged in, the speaker stops squawking.

Portable Platform. Navigation is made easier by using an "azimuth indicating" platform for your portable. The photographs show the scheme, and Fig. 4 gives dimensions of critical parts. All that is needed is a little plywood, a carriage bolt and a short length of brass pipe, a wafer of Bakelite and a bearing circle, giving degrees "around the clock" from 0 to 360. Marine and surplus houses can steer you onto such scales, or you can make one





yourself by using a protractor to mark the points on a cardboard or plastic disc.

The azimuth scale should be free to turn, and large enough to extend out past the rotary radio platform, which should also turn, free of both the base and the circle. On the base, make a "lubber's line" mark squarely through the center. Extend the null line on the radio case down its sides, and mark or glue on a pointer arrow.

Square up the base with the fore-and-aft line in the boat. The azimuth circle can then be set so 0° is dead ahead, to give "relative" bearings—or using the lubber line, to the same heading as the boat steering compass. This will give magnetic bearings of the null line which can be transferred directly to the chart.

Direction finders using this principle are produced commercially, and used with great success. There's no reason why your portable-radio hookup should not give results every bit as good. The main precaution is to keep the instrument away from encirclements or large masses of rigging, or other wire, and metal masses.

The first time out on the water, give the DF an accuracy check by cruising to within sight of the radio tower of a known station. Take radio bearings on it, at the same time sighting visually over the null-line mark on the radio. Visual and radio lines should coincide. If they do not, simply move the null-line mark until they do. When this is done, the set is "calibrated," and your radio observations will be just as good as an actual sight of the station.

With a little practice, your "two-penny" direction finder will take you anywhere you want to go.

Tuning the Short-Wave Bands

with Hank Bennett

THIS MONTH let's talk about another POP'ronics short-wave reporter: John Beaver of 1726 East 14th St., Pueblo, Colorado. John, who will be 28 on July 19, has a wife, Georgia, and two daughters. He is employed by the Pueblo Star-Journal, an afternoon daily newspaper, as a Linotype operator.

John writes: "I've been interested in radio all my life. I've always enjoyed radio listening, and I purchased my first s.w. receiver in 1953." John has been active at SWL'ing since March, 1953. His logbooks are crammed full of information and programming of stations in 56 countries. When not occupied with chores around the house, this reporter can usually be found at his Hallicrafters SX42 receiver.

Two double-whip antennas connected together to act as one are currently in use at the Pueblo listening-post. John says this is his own personal experiment and that "it works perfectly"—a most modest statement, as John's volumes of loggings will attest. There is no other equipment in the Beaver "shack." So his success is due largely to careful tuning mixed in with a lot of patience—the key to logging those rare stations!

To date, John has received verifications from six countries out of a total of 56 heard. His best veri is from *Radio Australia* in Melbourne.

We asked John about his favorite DX stations and bands, and his best DX. He prefers the 49-, 31-, 25-, 19-, and 16-meter bands—all favorites. And he thinks that *Radio Australia*, Melbourne, is the best station on the air, tops in music and other excellent programming. John's best DX includes: *Radio Australia* and Djakarta, Indonesia, in the South Pacific; the BBC, *Deutsche Welle* (Germany), *Radio Netherlands*, and Rome, in Europe.

In addition to being a consistent and valuable reporter for our column, John is a member of the Newark News Radio Club and a loyal contributor to their s.w. section. His other hobbies are "reading, writing, television, experimenting with radio receiving antennas, and 100% SWL card

swapping," all of which make up a pretty full schedule. Keep the reports coming, John, especially on those rare ones!

Club Notes

The International Shortwave Club of England is spearheading a drive aimed at the countries responsible for jamming the transmissions of other stations. The ISWC, in its bulletins, is urging every SWL, DX'er, and s.w. publication to cease sending reception reports to the guilty countries as well as to stop publishing listeners' reports on the offending countries. Such countries are mainly those behind the Iron Curtain, although there may be one or two others that transmit jamming signals from time to time. The ISWC asks for the cooperation of DX'ers the world over. Further details can be had from your Short-Wave Editor.

The Newark News Radio Club, in a recent election of officers, came up with the following: President, Irving Potts; Canadian Vice-President, G. Dudley Clarke; Treasurer, Walter Townley; Executive Secretary, Miss Joan Koempel; Ass't. Ex. Sec'y, Ben Feinstein. In addition, there were 12 Vice-Presidents elected; Page Taylor was appointed Corresponding Secretary; and Bob Cooper was named Bulletin Chairman, succeeding John Reichert.

(Continued on page 119)



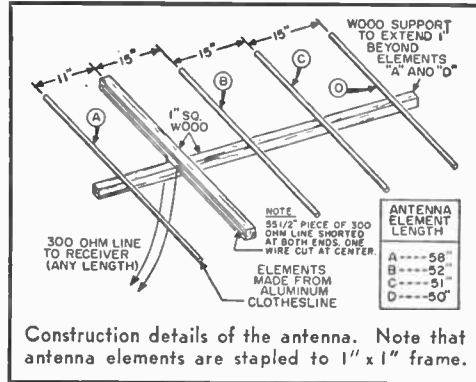
John Beaver, short-wave reporter from Pueblo, Colorado, listens to his Hallicrafters SX42 receiver.

A Simple FM Yagi Antenna That You Can Make

IF YOU are situated 30 to 40 miles from a large city and want to take advantage of high-quality FM broadcasts, you will probably find that a directive antenna must be attached to your FM tuner or receiver. The antenna described in this article can be constructed on a Saturday morning from a few short lengths of solid aluminum clothesline, some scrap lumber and enough 300-ohm twin lead for the lead-in and radiator. If all parts are purchased new, total cost should not exceed \$1.50.

Dimensions of the antenna are shown in the drawing. Its frame is constructed with scrap 1" x 1" lumber and extends one inch beyond the end of the elements. Just staple or tack the 300-ohm line and the aluminum wire rods to the crossbar. Tape the connection between the lead-in and antenna to prevent weather damage to the connection. When completed, the antenna should be elevated as high as possible and the lead-in connected to the receiver.

A directive Yagi antenna (named after



the designer) acts to receive stations best when "aimed" by pointing it at the FM transmitter. Aluminum length "A" is a reflector, while lengths "B," "C," and "D" are directors. Properly erected, the antenna has the effect of providing the tuner with a signal that appears to be five or six times as strong as that obtained with a simple dipole. —Donald L. Stoner

Telling Printed and Etched Circuits Apart

THE TERM "printed circuit" is almost universally used with all types of mechanically applied wiring. In practice, however, there are many types of printed circuits, each with its own method of manufacture and its individual electrical and mechanical characteristics.


In most commercially built equipment, two major types of printed circuits are employed—the "etched wiring board" and the "printed circuit plate."

The "etched wiring board" consists of a conductive foil bonded to an insulating board. Conventional electrical components (resistors and capacitors) are mounted on the board and soldered in place. This is the type of printed circuit you'll find in most TV and radio receivers.

The "printed circuit plate" is generally a ceramic plate or wafer on which a conducting pattern has been fired, with resistors and capacitors as an integral part of the circuit. Such plates are used for complete amplifiers in some instances, but more often are encountered as *RC* networks in TV receivers. In many cases, the complete plate will be covered by a molded plastic or wax coating and can be identified only by its type number or its multiple lead connections.

Both types of printed circuits are shown in the photograph. You'll find it worthwhile to be able to recognize the difference. The larger unit at the left is an "etched wiring phenolic board," the smaller a "printed circuit plate." Both are audio amplifiers—the larger a two-tube phonograph amplifier, the smaller a three-tube hearing-aid amplifier. The larger unit incorporates volume and tone controls right on the board, while the other one uses a separate volume control. A stethoscope using the latter method of printed circuitry is scheduled to appear in an early issue of **POPULAR ELECTRONICS**.

—E. G. Louis



Transistor Topics

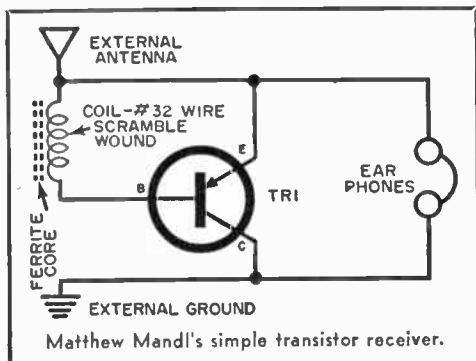
By LOU GARNER

THE SUNNY SUMMER MONTHS are upon us again . . . the time when a man thinks more of sitting in the shade with a long, cool drink than of chasing electrons with a hot soldering iron. But it's a good time to plan the projects you'll want to build this fall . . . and to start accumulating parts. And it's a good time to pull out your transistorized portable receiver and give it a good workout.

For some time I've been trying to dream up a good name for the transistor enthusiast . . . maybe you fellows can help me. As you know, many other electronics hobbyists have names which identify their fields of interest. Radio operators are *hams*, short-wave enthusiasts are *SWL's*, and the hi-fi boys are *audiophiles*; but there's no recognized name for the chaps who are interested in working with transistors. How does the name *transistor tinkers* strike you? Or perhaps you can think of something better . . . let me know.

Readers' Circuits. This month's circuits have been suggested by two authors. Matthew Mandl of 120 Riverview Ave., Yardley, Pa., has sent us an extremely simple receiver circuit. You may recognize the name. . . . Matthew has published numerous articles in electronics magazines and has several books to his credit. The second circuit contributed this month was sent by Donald L. Stoner, P.O. Box 137, Ontario, Calif. Donald has published several pieces in POP'tronics.

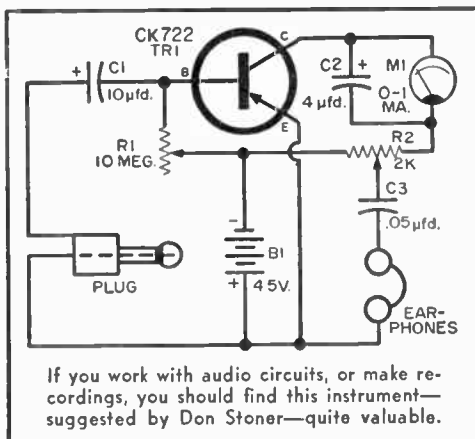
How Simple Can You Get? Matthew's receiver is about the simplest we've seen



. . . it uses no capacitors, no resistors, no batteries . . . in fact, very little of anything except transistor, headphone, and tuning coil.

As with most simple receivers, a good external antenna and ground system is needed. But you can use just about any junction transistor in the circuit, whether *n-p-n* or *p-n-p*. Typical types are the 2N107, CK722, 2N170, 2N47, GT-14, 2N34, 2N35 . . . or what have you?

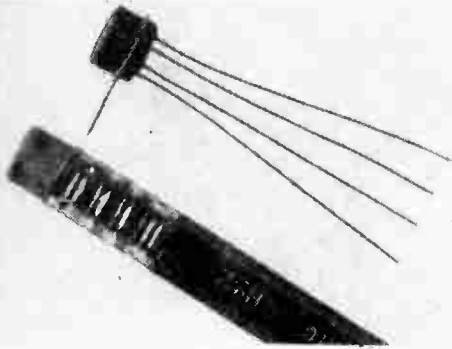
To eliminate the need for a tuning adjustment, the coil is wound to tune the



strongest local station, using its own self-inductance and distributed capacity. Use a ferrite core (salvaged from an old coil) and "scramble wind" No. 32 enameled wire on it. The total number of turns needed will vary with the size and type of core, and with the station's frequency; so keep adding turns until you get the station you want. Afterwards, add five or six extra turns. Finally, "cut-and-try," removing a half-turn or so at a time until you peak the output.

According to Matthew, detection of the r.f. signal occurs in the base-emitter circuit of the transistor, with some of the rectified signal energy used in the emitter-collector circuit to provide amplification. He suggests the use of low-impedance headphones for best results.

Can anyone suggest a *simpler* receiver



Courtesy of General Electric Co.

Signal transistor package sponsored by the U. S. Air Force is compared in size to the eraser on the head of a standard wooden pencil. All new G.E. signal transistors announced at the 1956 National IRE Convention will use this package.

circuit than Matthew's? How about eliminating the tuning coil?

Headphone Adapter and Output Meter. An *output level* indicator is valuable for most types of audio work, and is almost a necessity when making recordings. If the recording level is not monitored, sections of the recording may vary from so soft as to be almost inaudible to so loud that "blasting" and distortion occur. On "playback," the operator has to fight a constant battle with the gain control.

Don Stoner has sent us a circuit of an interesting instrument which may be used as an accessory with tape or wire recorders. Using it, an operator can check the average recording level and, by adjusting the gain control of his recorder, can insure that different sections of a recording are made at

the same average level . . . and even that different tapes match.

In Don's circuit the transistor serves three functions . . . it matches the low impedance of the recorder's output jack to the meter and headphone . . . it rectifies the signal, insuring an up-scale reading as output increases . . . and, finally, it provides gain. The instrument may be assembled in a small metal box. Three penlite cells, in series, serve as *B1*. Either high-impedance magnetic or crystal headphones can be used for monitoring.

To use the instrument, first set *R1* for a meter reading near zero. Plug into the monitor or output jack of your recorder. Speaking into the recorder's mike, adjust its gain control until overload occurs (usually indicated either by a flashing neon bulb or a "tuning eye"). Note *M1*'s reading at this point. This is the maximum allowable reading. The setting of *R2* will not affect the meter reading . . . this control is used only to set the earphone's volume. Finally, by adjusting the recorder's gain control to keep *M1*'s reading more or less constant, you can record at any desired level.


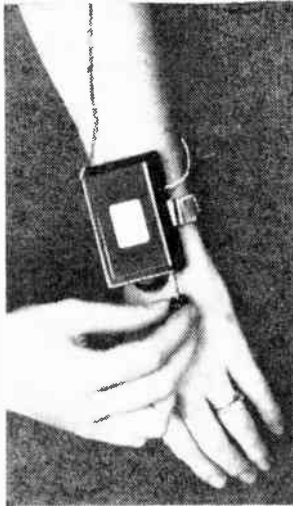
Shades of Dick Tracy! A famed prediction of the comic strips has at last come true in the form of a fully transistorized wrist radio, offered by LEL Sales Corporation, 380 Oak St., Copiague, L. I., N. Y. Although not a "two-way" radio, the tiny receiver will pick up stronger local broadcast stations with its built-in antenna . . . weaker stations with a 3" to 6" external antenna.

Using three transistors in a unique regenerative-reflex circuit, and featuring a

Three commercial transistor test instruments. At left is Lafayette's transistor checker which checks for opens, leakage, shorts, and current gain. In center is G.E.'s transistor tester; it comes in a package which includes five replacement transistors. Quantum's junction transistor analyzer is shown at the right. For details on all of these units, see page 116.



The transistorized wrist radio has finally arrived. Utilizing three transistors, this LEL receiver weighs only 2½ ounces. Note its size in comparison to the pack of cigarettes. Two models are currently available, one with an expansion band, the other with a pocket clip attached.



two-stage audio amplifier, the small receiver weighs only 2½ ounces, including its 6-volt mercury battery. Battery life is approximately 100 hours.

Two controls are provided, and operation is similar to that of any regenerative receiver. The regenerative control is set to a point just below the oscillation level, and the tuning control is used to select the desired station within the AM broadcast band. The usual regenerative "whistle" is missing when the receiver goes into oscillation, however, and in its place a low-frequency "putt-putt" sound is heard.

Two models are available . . . one with an expansion wrist band, the second with a clip for pocket use. The selling price is under thirty dollars, with distribution planned through regular distributor and retail outlets.

Transistor Brochure. Lafayette Radio, 100 Sixth Ave., New York 13, N. Y., has just issued a 32-page brochure every experimenter will want. It has circuit data, parts values, characteristics of commercial transistors, and one of the most complete listings of transistors, kits, and transistor components we've ever seen. *What's more, it's free . . .* just write them and ask for Catalog T4-56.

New Book. By the time you read this, your columnist's new *Transistor Circuit Handbook* should be available. This volume contains close to two hundred practical transistor circuits. About half are "basic" (one-stage) circuits, and the remainder are complete equipment circuits—including amplifiers, receivers, instruments, controls, and gadgets. Also included is data on techniques, testing, definitions, and a complete bibliography.

If you're interested, check with your local distributor or write to the publisher:

Coyne Electrical School, Book Division, 1536 West Adams St., Chicago, Ill.

Tech News. General Electric has announced a whole series of new semiconductor products, including several new transistors, two new silicon rectifiers, and a double-based diode. Many of these items were shown at the IRE show in New York. The new transistors and the double-based diode are mounted in a redesigned package which is now under consideration of Joint Electron Tube Engineering Committees responsible for industry standardization.

Among the new transistors is a high-frequency *tetrode* produced by G.E.'s melt-back process. This unit may be used up to 50 mc. and higher, and is capable of dissipating 50 mw. at 25°C. Design center is for 40-50 mc. alpha cutoff frequency.

The double-based diode is especially interesting, being the first such unit of its type to be commercially available. Previously, these had only been made and used in laboratories. The double-based diode may be used as a trigger or "switch" and, in such applications, can replace two conventional transistors connected in a bistable circuit.

Marvelco is now offering a "tandem" transistor. Essentially two transistors in the same envelope, direct-coupled internally, this unit features a high input impedance, high gain, and a variable gain characteristic, analogous to variable- μ vacuum tubes. More on this later.

Price Cuts. General Electric has announced its third price reduction on transistors within the last 14 months. The latest price cuts range from 22 to 53% on five different types of high-frequency transistors used in portable and table model radios. This new price reduction should result in

(Continued on page 116)

Radio Stamps Make Rare Collection

Postal authorities throughout the world have marked the rise of radio in rare stamp issues

STAMP collecting has come a long way from the old-fashioned system of assembling stamps according to country and issue. "Topical collecting," a new trend in this ancient hobby, picks out stamps on a

specific theme, such as flowers, horses, medicine, or what have you.

Herbert Rosen, whose business is radio and whose hobby is stamps, combines the two in a unique collection of stamps picturing nearly every aspect of electronic communications. Starting with the scientists whose discoveries cleared the way for modern electronics, his collection takes us right through the current spread of TV to various countries of the world.

Part of this collection has been published in a book titled *Radio Philately* (reviewed in our April, 1956, issue). Mr. Rosen kindly gave us permission to reproduce some of his rare stamps.



▲ First transatlantic radiotelegraph service, broadcast from Cornwall, was received by Marconi at this tower overlooking the Newfoundland coast. Now a historic landmark, the tower was pictured in this memorial stamp issued in 1928. Spanning ocean by "wireless" gave rise to marine radio, ending ages of dreaded isolation for ships at sea.

The hundredth anniversary of electric communications in Turkey, from the first use of wire telegraphy (1855) to modern radio, is celebrated in this 1955 stamp (left, below). The French stamp at its right illustrates early military radio, showing the antenna of the desert fort Sebha in the African colonies.



Paris rooftops sprouted antennas when TV came to France. ▲ The Eiffel Tower, like the Empire State Building in New York, makes an ideal antenna mast for the city and its surroundings. With more than 800 lines, French TV boasts the world's best picture quality. The 1955 postage stamp (above, right) symbolizes TV signals radiating over Paris skyline. Guatemalan stamp (above, left) marks introduction of radio-telegraphy in South America.

▲ Argentina's mail offers "spoken letters" recorded on discs. Special "Fonopostal" stamp is issued for this unique service.

With the outbreak of the Second World War in 1939, military radio suddenly burst into prominence. This special set of German stamps features pictorial motifs of ground-based army signal service. Note schematic of tuned circuit at lower right. Primitive antennas on stamps are a far cry from the highly advanced but then-secret designs actually used.



Of all the Oriental countries, Japan was the first to take a serious interest in Western science. Having introduced broadcasting as early as 1925, Japan celebrated the 25th anniversary of its radio service in 1950 by a special stamp issue contrasting an old-fashioned microphone with a recent model patterned after American designs. Japan's radio is noted for high-quality transmissions as well as excellent programs.



Hungarian stamp (above, left) pictures the unsung heroine of all electronics: the patient, unknown worker who assembles the equipment. Spanish stamp (above, right) marks 25th year of Radio Barcelona.

Italians took to television (right) with typical gusto when their network finally reached all the main regions. Transmitters were designed with special radiation patterns to jibe with heavy population areas. Stamp at far right shows Monaco, whose powerful radio station perches atop a mountain overlooking Monte Carlo and the sea. One of Europe's few commercial stations, it can be heard throughout the Mediterranean area and recently formed the hub of broadcasting activities connected with the wedding of Grace Kelly and the Prince of Monaco. TV service has now been added.





Emergency Traffic Control

EMERGENCY vehicles can automatically turn all traffic signals red while speeding through congested streets. It's done by means of an electronic device called "El-Tec" made by Standard Coil Products Co., Inc., Melrose Park, Ill. "El-Tec" activates traffic lights, turning them red in all four directions after a rapid flashing signal by the yellow caution light.

The small radio transmitter in the ambulance, police car or fire engine is operated by a single switch. A radio receiver is installed in each traffic signal control box, and several antennas—mounted on the vehicle's hood—radiate the beam three to four blocks in advance.

Tiny Receiver to Cover Conventions

NOT ONLY will there be new Republican and Democratic delegates at the political conventions in August. Also present for the first time will be "Audipage"—a personal, transistorized receiver developed by Philco Corp., Philadelphia, Pa. Operating within the restrictions of a wire loop strung around the area, it will be used by the roving commentators at both presidential conventions, permitting them to receive instructions directly from control points without connecting wires or cables.


Complete with its tiny mercury storage battery, an Audipage weighs only an ounce and is about the size of a cigarette lighter. Sound, audible only to the wearer, is received through a small, flesh-colored earpiece.



"Brain" Operates Wire System

IT'S A FAR CRY from the old-fashioned hand telegraph system that the brokerage firm of E. F. Hutton & Company once operated to its new automatic transcontinental wire system. Designed by Western Union to meet the needs of a brokerage business, it is run by an electronic brain which reads, deciphers and routes messages to their destinations in seconds, and is said to be the world's fastest private wire system.

In the photo at left, William E. Brown, communications manager of E. F. Hutton, looks over the electronic control panel at Los Angeles. The panel provides, at a glance, an instantaneous check on the condition of the entire system, coast to coast. At right, Ruloff E. Cutten, senior partner, flashes the first order from Los Angeles to New York.



R/C Slave Photoflash

Tackles Football Parade



ALONE photographer stood in the center of Flagler Street in downtown Miami, Florida, that eventful night, waiting for the first section of the Orange Bowl parade to pass by. He carried a 4x5 camera with a single flash, obviously incapable of illuminating more than a small portion of the long procession. Clipped to the side of the camera was an aluminum box not much larger than a king-size pack of cigarettes, with what looked like some kind of antenna quivering from the top. But how could he expect to get good photos with just one flash?

Now the photographer was ready to snap his first picture. He peeked through the range finder for focus, then lined up the scene in his sports finder. As he pressed the trigger on the camera, a brilliant blast of light turned Flagler Street into day! Result: a noon-bright picture.

The 250,000-candlepower blast had exploded from atop a tall building on Flagler Street. Was it possible—without the usual maze of extension cords from the lights to the camera?

The Secret. That photographer was Lyle Byland of the Miami Herald. And the sudden flash of light which brought the parade into full sight climaxed two years of experimenting with and perfecting his "radio signal flash."

Actually, the "radio signal flash" is a single-tube miniature transmitter and receiver, crystal-controlled with a power supply from hearing-aid batteries, and operating on 27.255 mc. No license is required to



Complete outfit includes receiver, camera and transmitter. Lyle Byland, who developed units, looks at flash in top photo.

operate such units, but the equipment itself must be licensed by the FCC (Form 505).

The small box attached to the camera was, of course, the miniature transmitter, which tripped off big electronic flash lights in coordination with the rapid camera shutter. It is mounted on the side of the camera, flash gun fashion, and is activated by the "X" shutter contact. The transmitter can be tuned to any number of receivers, each having its own "slave" light. The trick is to synchronize shutter and light.

Such a system would seem to be far superior to stringing wire between photoflashes or using some sort of photocell arrangement. With the more common system of "slave" lights used by photographers—each containing a photoelectric cell sensitive to light, any bright light could set off the slave flash, not necessarily that of the master flash on the photographer's camera. With Byland's system, the slave lights cannot possibly be flashed without a command from the master transmitter.

Some of you R/C readers may want to branch out into R/C photography. Why not try adapting the "Lorenz" R/C transmitter and receiver (described in the November



Looking into both units (small one is the transmitter) of the R/C slave photoflash system. Receiver and transmitter operate independently of connecting cords, and are topped by 24" antennas when in use. Transmitter mounts on camera, receiver on any photo slave light.

and December, 1954, issues of POPULAR ELECTRONICS) to do a similar photoflash job? The transmitter can be mounted on any type of camera with the "X" shutter contact and the receiver on any photo slave light. The perfect model would be effective for a range of about one-half mile from camera to light.

Other Events. In addition to lighting up night parades, excellent results have been obtained with the "radio signal flash" at other night events where extensive light is required. Following the unveiling of the system, Byland received inquiries from

photographers all over the United States requesting that he build sets for them. Recently the Knight Newspapers adopted his units as standard photography equipment on their various publications.

During night football games, the lights are stationed in the upper tier of the Orange Bowl stadium on the 35-yard line, 375 feet from the center of the playing field. Again, with a lone camera and a little aluminum box hooked on the side, Byland sets off the 250,000-candlepower blast from the sidelines that lights up every corner of the huge stadium.

—Joe Edwards


Safe Method for Testing Second-Hand Sensitive Meters

WHEN BUYING second-hand milliammeters and microammeters, it is a good idea to have a safe and simple method for testing the meter movements for burn outs and free movement of the needles. I find it a good plan to bring along a B2M "Sun Battery," or to borrow one from the dealer who is selling the meters. These selenium cells, when used singly, generate far less voltage than flashlight cells. And since the voltage can be varied from zero to about $\frac{1}{2}$ volt simply by using it under different light conditions or by covering part of the sensitive surface with a finger, there is little danger of damaging a meter.

The photo shows a 0-1 milliammeter being tested under a desk lamp containing a 60-watt bulb. Less sensitive meters can be tested under brighter lamps, or in direct sunlight; more sensitive meters can be tested farther away from the lamp, or in ordinary room light, or with pocket flash-

lights, etc. Further control of the sun battery's output can be had by simply covering a part of its sensitive surface with a finger. The two color-coded leads on the sun battery are handy for quick and correct connections to the meter.—Arthur Trauffer






Clerk in bookkeeping department (right) has access to all cards bearing customers' signatures; she selects one called for by teller.

Seeing is believing when bank teller checks customer's signature with master copy flashed across television screen. Using this system, a teller at any cage can serve any customer. TV setup has speeded operations by 20% over former method where teller had to hunt through files for original signature.

By JOHN A. NORMAN



Closed-Circuit TV— New Communications Tool

THERE'S MORE on the video screen these days than the antics of antiquated alligators or the bubbling of bucolic biographers! Aside from its widespread and inevitable use in the field of entertainment (?), television is more and more coming into its own as a super-tool in business, industry, education, and religion.


It's not the kind of tool that drills holes or rivets steel girders, but it enables scenes to be viewed by people who otherwise would not have access to what is going on. As a "communication tool," it brings the machine shop into the executive's office; it stands guard over exposed stretches of valuable property; it provides scores of physicians with a simultaneous close-up view of critical surgery.

Known as "closed-circuit television," this type of TV uses transmission lines (not air waves) to carry pictures from a camera via a control unit directly into the receiver. No transmitter is involved. In many applications, the control unit is built into the camera to make for compactness. Usually,

several different receivers are operated from one camera. Signal strength to run additional receivers is obtained by the use of line amplifiers which boost signals coming from the control unit. In many applications, a public address system is used in conjunction with the video system. Sensitive microphones pick up sounds which, together with the transmitted pictures, provide complete coverage of a scene. Two-way voice systems are used when needed.

Business. Acting as an extension of human vision, a TV camera has cut pilferage in the Needham, Mass., warehouse of Filene's, a large Boston department store. As shown on page 68, TV cameras are hung high at strategic spots from which they overlook the entire receiving and storage area. Seated in his office, a guard can point the cameras in any direction by remote control. In this way, he watches entrances, exits, and even remote bins—all presented clearly on the screen of his receiver.

The "eyes of Texas" have also been im-



Costly pilferage in warehouse has been reduced by this system. An incidental advantage has been better traffic control during hours of shipping and receiving, through better over-all view afforded. Inset at left shows camera eye; above right, a guard observes the interior of the warehouse (above left) on his screen.

proved by this type of TV. At the Texas National Bank in Houston, for example, the video system has speeded up operations and reduced the number of cumbersome files from four to one. By using TV, the bank has successfully avoided duplication of more than 17,000 signature cards four times—one for each teller. This system provides a video hookup between the main bookkeeping department and the new drive-in branch two blocks away. When a customer presents a withdrawal check at the drive-in bank, the teller asks the bookkeeping department in the main building two blocks away for the signature card kept in the files. The customer's signature is transmitted from the main bank and appears on the TV screen viewed by the teller at the branch.

A similar system has been put into operation at Chicago's National Bank of Hyde Park. Using standard home-type TV receivers, slightly modified, this setup provides tellers with a view of customers' signatures and other data as needed. Details of this installation were handled by Havill's Radio, 1461 E. 55th Street, Chicago.

Industry. A closed-circuit TV system is credited with having cut waste and increased efficiency at the Great Lakes Steel Corporation's No. 3 Slabbing Mill in Detroit. This video setup solves a problem common to steel mill production—that of obtaining "maximum cut lengths" when shearing red-hot slabs.

Shearmen in the mill must make two cuts in the hot slabs coming down the line. To make these cuts accurately, the men must know how long the slabs are to begin with. A scale in front of the shearman shows him how long his first cut will be. But even by using an elaborate set of mir-


rors, he could never be sure of the length of the entire slab. Consequently, he had no positive way to get maximum length from his last cut.

This problem was solved by the TV rig. The camera, mounted in a critical spot, focuses on the scale and transmits the image to the receiver which is installed next to the shearman. As a hot slab comes down the line, the shearman can see a close-up of the scale on his TV screen. The red-hot glow from the slab illuminates the scale and helps brighten the transmitted picture.

The shearmen in this mill report that the closed-circuit TV has practically eliminated waste in cutting by providing an accuracy previously unobtainable. What's more, their job has been made easier and safer, since the men can remain in the control booth instead of frequently scampering up and down to inspect each slab personally.

Education. As an audio-visual aid in schools, the closed-circuit system has no equal for meeting classroom needs. One system, known as "DAVITS" (Dage Audio-Visual Integrated Television System), sends complete video and audio programs from a central point to wherever they are needed throughout the school. Laboratory demonstrations, lectures, film programs, etc., can be seen simultaneously by any number of students. In addition, important broadcast TV programs can be made available over the system. "Room assemblies" for special events are also possible without the need for everyone converging in one large, central auditorium.

All of the installations described so far (except for the one in the Chicago bank) are the work of the Dage Television Divi-



Lecture-demonstration (left) in operative dentistry at Loyola University's School of Dentistry in Chicago is given by teacher from small TV studio in room adjacent to this large amphitheatre. With TV close-ups seen on two large-screen monitors, the entire class of 94 students gets intimate view of teacher's operative technique. This eliminates previous method in which only 5 or 6 students at a time clustered about teacher, who was then required to repeat same demonstration several times for other groups.


Students (above) are watching the work of the professor (right) as he demonstrates dental technique. Monitor screen shows picture as seen by students.

sion of Thompson Products, Inc., Michigan City, Indiana. Although one of the leaders in the field, this company is not the only one engaged in such work, however. General Precision Laboratory, of Pleasantville, N. Y., recently set up a closed-circuit TV system for the Army Signal School at Fort Monmouth, N. J. Using this rig, one instructor is able to conduct three classes, in different rooms, at the same time. As a supplement to the video system, a two-way audio system was set up which permits voice communication between the instructor and any student.

Another noteworthy installation by General Precision is the system used at the Nebraska Psychiatric Institute, Omaha. This rig shows advanced students actual treatment of patients. By watching the ex-



Classroom session in the Signal Officers' Basic Course at Fort Monmouth, N. J., was televised "live" to two other classrooms in the same school by means of a portable 5-pound TV camera. Arrow points to camera which picked up action. Sound was carried by public address system to other classrooms. Equipment provided by General Precision Laboratory of Pleasantville, N. Y., was used in this demonstration of combining "three classrooms in one."



Many community activities are enjoying wider audience participation as a direct result of closed-circuit television setups. The equipment in the photo at left is part of the rig used at the Calvary Baptist Church in Lexington, Ky., to carry services to overflow crowds in a chapel adjoining the main auditorium. Twelve-inch monitor is used to tune the system.



Sunday services, the church installed a compact Dage system.

The camera was installed in the rear of the auditorium, and receivers placed in the chapel and nearby classroom. A wide-angle lens on the camera covers the church choir and pulpit, while a telephoto lens is used for close-ups of the pastor. Voice transmission is handled by a p.a. system. Church officials report that the new system makes people sitting in rooms other than the church auditorium feel that they are really part of the services.

Recent Improvements. Latest developments include remote control systems for the camera and a built-in "memory" system. The former enables the camera to be set up in hazardous locations. All functions, including changing of lenses, are controlled by a knob on a console located elsewhere. The "memory" feature permits the camera to be preset for different lens angles, and is activated by a push-button control on the console.

The extent to which closed-circuit TV has advanced is indicated by a recent RCA installation made at the pharmaceutical firm of Smith, Kline, and French in Philadelphia. This system shows dramatically and graphically the action and effects of various drugs being tested on living organisms. Fluoroscope images of the insides of animals are picked up by the TV camera and viewed conveniently on receivers by laboratory personnel.


Uses of closed-circuit TV appear to be almost limitless. The increased attention it is receiving from such major firms as RCA might well indicate its coming importance in the fields which have been mentioned in this article. -30-

perts at work, prospective specialists can be trained more thoroughly and in less time.

Also used for teaching, but pointing the way to wider use in professional applications, is the installation at the School of Dentistry of Loyola University in Chicago. Another Dage system, this one is an elaborate and complex setup which transmits video and sound from seven different rooms in the building to key assembly points throughout the school. An operation in an amphitheatre, an experiment in a laboratory, or a discussion in a seminar room can readily be transmitted to enough different parts of the school to permit nearly all students to witness the event at close-up range. Before the advent of the TV system, an instructor might have to repeat a demonstration as many as 20 times until all the students in the class would have seen it. Now, he runs through it once. As much as three weeks' time can be saved this way for each instructor on a single project.

Religion. A boon for communities whose existing space facilities are inadequate to handle increasing audiences, the closed-circuit TV system is also finding its way into churches. For example, the Calvary Baptist Church, in Lexington, Ky., found it had developed a serious lack of seating space in its auditorium. Rather than turn people away, or get involved in the problems and inconveniences of two

Nurse tunes in on one of several hospital rooms under her care. Screen shows pictures of all that goes on in areas for which she is responsible. This Sperti Faraday "Visicall" system includes a small loudspeaker (to left of screen) by means of which nurse can talk privately to any one patient.





Coils for magnetic heads must be wound with precision accuracy. A minimum of 1000 coils per day may be wound on each of these machines. Erase coils are wound with 1000 turns of fine wire and record coils use 2000 turns. Automatic counters maintain winding accuracy for all three bobbins. Coils, when wound, are fitted to heads to provide required magnetic field for recording, erase, and playback of tape.

Tape Recorders Take Time

THE manufacture of tape recorders involves many people using different types of equipment to perform a multitude of tasks. But mostly, it takes time—time to work out design details, time to machine special dies and jigs, time to drill and tap and slot, time to wind coils requiring thousands of turns, time to punch chassis, time to wire parts, time to assemble, and time to test.

A tape recorder, like any electronic product, is born in the engineering laboratory. Here, ideas are argued, parts researched, and techniques evolved. Once a final design is agreed on, the orders go out and arouse a vast industrial world to life.

Precision parts for the new product as well as for use in making other parts in the machine shop are produced in the tool shop. Delicate head assemblies must be precision-made.

A plant in which two main lines of products are made, such as at Pentron in Chicago, operates two distinct production systems—one for turning out its popular-priced "all-in-one" tape recorder, the other for producing the higher priced "professional" recorders.

Inspection and testing is a twin-headed problem, involving checks of both mechanical and electronic parts and subassemblies. Tape recorders, more than any other type of equipment, depend on high quality in both areas for their successful operation.

"Behind-the-scenes" highlights are shown in the photos. —30—



These product on lines concentrate on assembling mechanical parts of Pentron recorders. Other lines wire in electronic components. At selected intervals in both lines, testers inspect partially finished chassis and subassemblies. Due to increase in production, this company invested an additional \$25,000 in quality control equipment and personnel last year.

Recorder undergoes rigid performance tests before final okay. Here, technician runs checks on Dynacord "professional" recorder. Instruments used include impedance bridge, wow meter, distortion analyzer, oscilloscope, audio oscillator, a.c. vacuum-tube voltmeter, audio amplifier, d.c. voltmeter. Only units which pass all tests are tagged acceptable.



Sea-Going "Scan-A-Graver" Livens Shipboard Newspapers

First shipboard installation of "Scan-A-Graver" has been made on Italian liner "Cristoforo Colombo." Capt. C. Pinotti inspects machine and its results.



OCEAN voyagers need no longer feel "at sea" about the latest happenings on shore. Thanks to the Fairchild "Scan-A-Graver," spot news photos taken on land can be reproduced in shipboard newspapers and seen by passengers no later than they are seen by readers ashore.

The "Scan-A-Graver" makes halftone engraving plates from photos received by the ship's radio-photo equipment. It may also be used with any glossy photo.

Two rotating cylinders are the main feature of this device. The photo to be reproduced is placed on one; a special plastic sheet known as a "scanner plate" is wrapped around the other. As the photo cylinder rotates, light reflections from the picture are picked up by a photocell and converted to electrical energy. This signal, whose amplitude varies in proportion to the relative darkness and brightness of the photo, is fed to a 75-watt amplifier. The amplifier's output then modulates the vibrations


of a stylus which cuts into the plastic on the scanner plate. The stronger the signal the deeper the cut.

The stylus is set in motion by a motor. Its number of vibrations per second determines the "screen value" of the engraving. For example, stylus vibration of 400 times per second produces a number 85 screen. (85 dots per linear inch). This happens to be the type of plate used for the photos in POPULAR ELECTRONICS.


A plate made on the "Scan-A-Graver" is ready for the press in a matter of minutes. Picture quality compares favorably with that of conventionally made plates.

The amplifier produces its high power by operating class AB₂ with four type 6BG6 tubes in push-pull parallel. The dark-and-light contrast ratio provided is more than enough to etch the plastic plate; suitable electronic circuitry is employed to reduce this contrast ratio to the level required for proper operation.

JOB-TITLES IN THE AGE OF ELECTRONICS, or "What's In a Name?" Department: Grandfather might be confused at the equipment used in today's industry, but he'd recognize the names of the jobs still in vogue—not that the names would clarify anything for him. The gentleman



at the left is a "potter" at the Martin aviation plant in Baltimore; his "potting" consists of encasing wires and plugs in an airtight seal for critical installations on aircraft. The couple above are "harness-makers"—they make one neat cluster out of many cables. Clear?



Anyone can shoot movies with this camera. "Electric eye" sets lens at proper exposure and continues to open or close the lens iris as changing light requires. It takes the hard work out of photography.

Movie Camera's "Electric Eye" Automatically Sets Lens

THAT "scene you couldn't shoot" would have been a cinch with this camera. All the photographer has to do is focus the camera and press the shutter slide—an "electric eye" automatically sets the lens for perfectly exposed pictures.

Fully automatic, this is a 16-mm. magazine camera which has just been introduced by Bell & Howell of Chicago. Known as the Model 200-EE, it operates on the same general principle as the human eye. Its photoelectric cell with a thermistor balancing circuit opens and closes the lens iris to adjust to varying indoor and outdoor light intensities. Like the human eye, the iris of the lens contracts in bright light, dilates as the light decreases.

The camera sets the lens at the proper exposure by means of a battery-operated motor, controlled by the photoelectric cell. Current is supplied by six tiny mercury batteries. As light strikes the photoelectric cell, it activates a bridge circuit, which in turn controls the rotation and direction of the motor. The motor, through a gear train, opens and closes the lens.

Probably the most difficult situation in motion picture photography for the amateur—panning from a sunlit area to a shadow area—is no problem at all with

this camera. Faced with changing exposures in a continuous scene, you might be accustomed to set your lens midway between the lightest and darkest areas, with the result that some frames would be underexposed and some overexposed. Or you might interrupt the scene to reset the lens. With the 200-EE, the lens automatically sets itself at the beginning of the sequence. As you pan the camera, the lens adjusts itself as it goes along.


For most situations, the photographer's exposure meter is unnecessary. A warning flag in the viewfinder signals when the light is not sufficient for good movies. If you want to under- or overexpose a scene for special effects, the photoelectric cell can be deactivated. The automatic control system means greater freedom of movement and consistently good exposures.

Children at play may run from sunshine to shade. At a baseball game, the batter may be shadowed by the grandstand while first base is bathed in sunlight. A swimmer may emerge from the water and head for a beach umbrella. As the camera follows the action, automatically accommodating itself to the changing light conditions, it simultaneously solves the trickiest problem of movie making.

-30-

**Good voltage regulation
is built into a simple power
supply that is specifically
designed for your test bench**

By **FRANK H. TOOKER**



ONE of the most useful tools an electronics experimenter can have is a good, dependable power supply. The supply described in this article contains several innovations which are not immediately obvious at a casual glance.

First, consider the matter of regulation. We don't want our B voltage to soar up to 400 or 450 volts when we're drawing little current, and drop down around 250 volts when we're drawing 100 milliamperes. We want it to stay around 250, and we'd like it to stay there without too much variation.

A power transformer that will handle

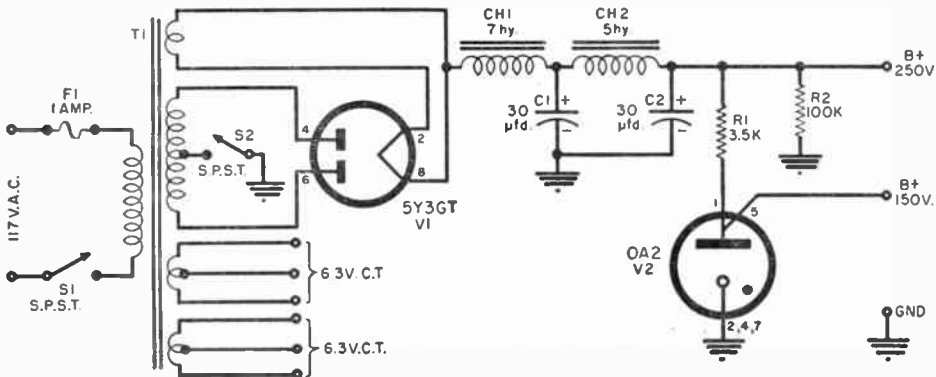
This rugged bench-type supply has two fixed voltage ranges. It will give good regulation over a wide range of currents, and will handle most design and experimental jobs. Note simplicity of construction in the under-chassis view at right.

our requirements without getting red in the face is one necessity for good regulation. For average work, we won't be drawing over 100 milliamperes of high voltage. There are several good, easily available transformers which will fit the bill. The author chose a Thordarson 22R32—its high-

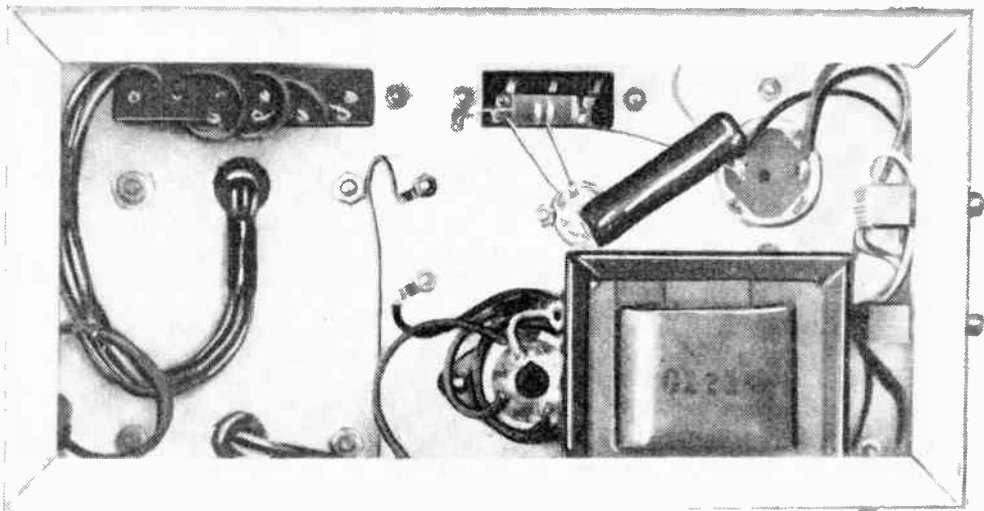
Parts list and wiring diagram for the power supply. A minimum number of parts is necessary.

- C1, C2—30/30 μ fd., 450-volt dual electrolytic capacitor
- CH1—7-henry, 150-ma. filter choke (Stancor C-1710)
- CH2—5-henry, 100-ma. filter choke (Stancor C-2305)
- F1—1-amp., 250-volt fuse
- R1—3500-ohm, 20-watt wire-wound resistor
- R2—100,000-ohm, 2-watt composition resistor
- S1, S2—S.p.s.t. toggle switch
- T1—Power transformer, 350-0-350 volts at 110 ma., 5 volts at 2 amp., 6.5 volts at 3 amp. (Thordarson 722R32 or equivalent)

- V1—Type 5Y3GT rectifier tube
- V2—Type 0A2 voltage regulator tube
- 1—6-terminal screw-type heavy-duty terminal strip
- 1—3-terminal screw-type heavy-duty terminal strip
- 1—5" x 10" x 3" chassis
- 1—Octal socket
- 1—7-pin miniature socket
- 1—Fuse holder
- 1—Line cord and plug
- Misc. hardware, rubber grommets, wire, solder, etc.



An Experimenter's Handy Power Supply



voltage specifications are exactly what we're looking for, and it has two 6.3-volt heater windings instead of the usual one. Two separate heater windings are useful in isolating two tubes in an experimental setup. In addition, we can connect the two windings in series to get power for the heaters of 12.6-volt tubes. The rating of 3 amperes per winding will handle almost anything we'll have to work with.

In the supply shown in the photos, the leads from the two windings are brought out to a heavy-duty 6-terminal strip near the power transformer. For maximum convenience, the windings are phased so that connecting a jumper wire across the two center terminals will give us 12.6 volts across the two outside terminals.

Our next item of concern is the filter. A capacitor-input filter is notorious, regulationwise, so we'll use a choke-input filter. However, this filter won't keep the d.c. output voltage from soaring up to the peak voltage rating of the high-voltage winding of the transformer unless there is a certain minimum load always connected across the output. A wire-wound power resistor could do the job, but it may run too hot to be located inside the chassis.

The way to get a good load resistance and a well-regulated tap on the B-voltage output at the same time is to install a voltage regulator tube. Since most experimental setups require either 250 volts or 150 volts, an OA2 was selected to make the tube draw a full 30 milliamperes at no load. Not only does it keep a good minimum load on the supply—so that the output doesn't go much

above 250 volts with nothing else connected—but it looks neat, gives us 150 volts well-regulated at up to 25 milliamperes, and we can easily pull it out of its socket when we want to draw 100 milliamperes or so at 150 volts.

Note that the dropping resistor, *R1*, is connected to pin 1 of the OA2 and that the "B+ 150V." output terminal is connected to pin 5. The circuit is completed through a jumper from pin 1 to pin 5 *inside the tube*. When the tube is removed from its socket, the circuit is automatically broken, and the "B+ 150V." terminal is left floating, i.e., completely disconnected.

The one remaining feature is the fuse in

HOW IT WORKS

This is a full-wave rectifier capable of producing 250-volts d.c. output at a current drain of about 100 ma. All components have been especially selected for their current-handling capacities. The circuit includes a choke input filter, i.e., the high voltage (unfiltered d.c.) taken from pin 8 of the rectifier tube is fed directly into choke *CH1*. Reactance of this choke helps in maintaining voltage regulation. The remaining filter (*C1*, *C2*, and *CH2*) is standard for power supplies of this type.

Resistor *R2* is used solely to "bleed" off the charge impressed on the filter capacitors. This is a safety measure. Resistor *R1* drops the high voltage to a level that can be handled and regulated by *V2*. A voltage picked off the junction of *V2* and *R1* will be 150 volts, and will remain regulated at this level for current drains of from 1 to 25 ma.

Two filament windings are provided by the power transformer. They may be wired (externally across the terminal strip) in series and render an output of 12.6 volts at 3 amps. for circuits that require this heater voltage.

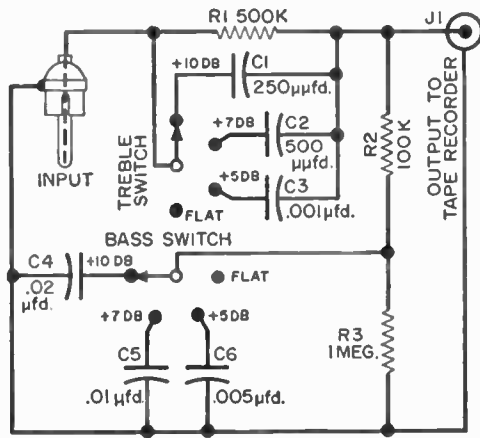
Tone Compensator for Your Tape Recorder

ALTHOUGH most tape recorders are properly compensated, many of us would like to have some control over the amount of bass or treble that goes on the tape. When recording, the frequency response is fixed and varying the tone controls has no effect. In dubbing records that are a little scratchy, it is handy to be able to cut the highs off. When dubbing records that are not scratchy, but lack the highs, the tone compensator will bring out the highs. For those who like lots of bass, this unit will boost the bass notes about 10 db—a level greater than this might possibly overload the tape recorder amplifier.

The compensator has separate bass and

treble switches, as shown in the schematic diagram. All components and the two s.p. 4-t. switches can be mounted in an aluminum box of convenient size. It could be incorporated on the amplifier chassis if desired—the circuit is in no way critical. The source of audio is connected to the input connector and the compensated audio is connected to the tape recorder through a length of shielded cable. It is advisable to keep this cable short to eliminate loss of the highs. After the unit is connected, adjust the switches until the most pleasing sound is obtained. As a check, a recording should be made and then played back and compared to the original sound.

—Donald L. Stoner



TV Cheater Cord and Outlet Assembly

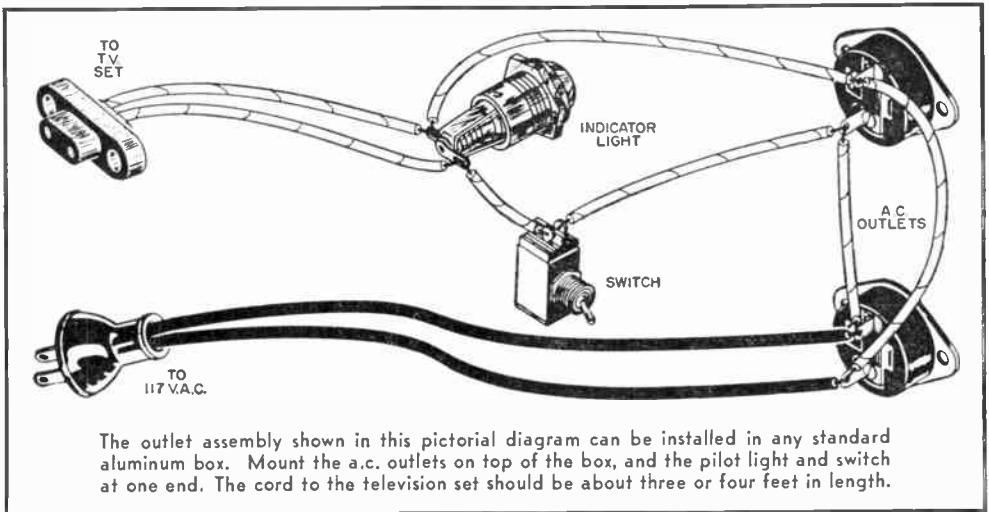
A VERY WORTHWHILE project for a radio-TV serviceman, experimenter, or radio amateur is a combination TV cheater cord and dual a.c. outlet assembly.


After the TV repairman removes the back from the television set, he puts the a.c. plug in the wall outlet and the TV plug into the set. He can plug a trouble light into one a.c. receptacle, and a soldering iron or v.t.v.m. into the other outlet. He can turn the television set off

and on with the toggle switch, and the indicating light will tell him whether the set is on or not.

I built my combination cheater and outlet in a small aluminum box measuring 1½" x 2½" x 2¾". The a.c. receptacles are mounted on the top of the box, while the s.p.s.t switch and neon indicator light are on one end. Both a.c. cords pass through a grommeted hole at the other end of the aluminum box.

—James Fred





THE TRANSMITTING TOWER

Herb S. Brier, W9EGQ

THE BASIC DIFFERENCE between a broadcast type short-wave receiver and an amateur "communications" receiver is that the latter has provisions for receiving c.w. code as well as phone signals. It also has many specialized features and controls to aid it in bringing in amateur signals under the most difficult conditions. Tuning one for best results is a real art.

A two- or three-tube regenerative receiver will bring in amateur signals fairly well, but the ability of its single tuned circuit to separate stations is so poor that a single strong signal will occupy an entire Novice band. A superheterodyne receiver is much to be preferred. Besides being much more selective, it is more sensitive, more stable, and easier to tune. Our discussion will be limited to that type.

In a superheterodyne, all incoming signals are converted to a single lower frequency, usually around 455 kc., and go through an amplifier tuned to this frequency before being detected and fed to the audio amplifier.

The advantage of this arrangement is that the lower the resonant frequency of a tuned circuit the more selective it is. For example, a 455-kc. tuned circuit may be over eight times as selective as one tuned to 3700 kc. Also, because this *intermediate-frequency* (i.f.) amplifier is fixed-

tuned, it is practical to incorporate several double-tuned circuits and tubes in it to obtain high selectivity and high amplification. In fact, to obtain still higher selectivity and other operating advantages, some *double-conversion* communications superhets put incoming signals through two i.f. amplifiers, one around 1600-2000 kc., and the other around 100 kc.

From the i.f. amplifier, the signal goes to a second detector, which extracts the intelligence from it and delivers it to the audio amplifier. The second detector also develops an automatic - volume - control (a.v.c.) voltage which varies the receiver amplification in inverse proportion to the strength of the received signal: strong signal, low amplification; weak signal, high amplification. Thus, the receiver output volume is held relatively constant as signals of different strengths are received.

The a.v.c. voltage also controls the receiver "S"-meter, which permits measuring the relative strengths of received phone signals.


For code reception, a beat-frequency oscillator (b.f.o.) tuned to a frequency a few hundred cycles different from the intermediate frequency is coupled to the second detector, to produce an audible tone in the speaker or phones. As will be explained later, the b.f.o. is also used for receiving single-sideband (SSB) signals.

Using a Communications Receiver.

If the receiver covers the broadcast band, turn its *band selector* to that band, as the signals there do not constantly pop on and off the air as they do in the amateur bands. Otherwise, set selector switch to the lowest frequency band the receiver covers.

Turn the b.f.o. switch off, the a.v.c. switch on. Set the *bandspread* dial to 100 (capacitor plates unmeshed) and the *antenna trimmer* to about half scale. Advance the *r.f. gain* (*sensitivity*) control full on and adjust the *audio volume* control for the desired speaker volume.

Slowly tune across the band with the *main tuning* dial. Observe that as a signal is tuned for greatest clarity the S-meter pointer deflects the greatest amount. Strong signals naturally deflect it more than weaker ones. Also note that peaking



KN2PXM (Dave Laird) explains apologetically on page 117 that his "poor" record of working England, France, and Switzerland with the station equipment shown above may be due to the fact that he uses his 80-meter doublet on 15 meters! W9EGQ could work nothing on 15 with his 80-meter doublet.

the *antenna trimmer* may have a decided effect on the amount the pointer deflects.

Leave the main dial tuned to a station and turn the *bandspread* dial. You will discover that a signal which occupies only a dial division or so on the main dial will occupy 5 to 20 on the bandspread dial. On the short-wave bands, where the main



James H. Bryant, W4FNN, Carbin, Ky., worked 20 different states in one week on 40-meter c.w. (code) with his AT-1 transmitter and HQ-129X receiver.

dial covers thousands of kc. for each band selector position, setting the main dial to a predetermined position, an amateur band or other restricted range of frequencies is spread over most of the bandspread dial.

Specialized amateur receivers accomplish this result by restricting their tuning ranges to the amateur bands exclusively.

Next, turn off the a.v.c.* and again tune across the band. Most signals will undoubtedly overload the receiver so badly that the output signal will be much distorted and the signals will appear very broad. Retard the sensitivity control, however, and the distortion will disappear and the tuning will become sharper. Speaker output level can then be controlled with the volume control.

Careful comparison will show that the receiver tunes more sharply with manual gain control than it does with a.v.c. As a result, it is frequently possible to copy a weak signal that is completely smothered by a strong one a few kc. away with the a.v.c. on by resorting to manual control. This is particularly true when copying a conventional phone signal near a single-sideband (SSB) signal.

Some of the less-expensive receivers do not have a separate sensitivity control; consequently, their r.f. sections run "wide open" all the time. The only way to protect them from spreading signals is to use

a short antenna when signals are loud. This expedient also works wonders even with expensive receivers when the rock crusher down the street opens up.

Still with the a.v.c. off and the sensitivity control retarded, turn on the b.f.o. A sharp whistle will appear on each signal. Furthermore, adjusting the *pitch* control will vary its pitch from zero beat (no whistle) in the center of its range to a high pitch on either side of this position. Use either setting for code work.

The pitch control is set properly when a signal that is tuned in for maximum clarity with the b.f.o. off produces a beat-note most pleasing to you when the b.f.o. is turned on without touching the tuning dial. The sensitivity control must be well retarded or beat-note will sound "mushy."

By leaving the pitch control set and carefully tuning the bandspread dial, you will find that there are two settings on it that will produce a beat-note of the same pitch on each signal. One will be louder than the other. The more selective the receiver is, the greater the difference will be. Always tune for the loudest beat-note, a process that will soon become automatic.

Tuning Single-Sideband Signals. An SSB signal differs from a conventional phone signal in that its carrier and one sideband are suppressed at the transmitter and only the remaining sideband, which contains all the desired information, is transmitted. Consequently, an SSB signal from a properly adjusted transmitter is slightly less than half as wide on a properly adjusted receiver as a conventional phone signal.

To receive an SSB signal, tune it in with the a.v.c. on and the b.f.o. off for the greatest gyrations of the S-meter pointer. Then, shut off the a.v.c., turn the sensitivity control completely off, and advance the volume control full on. Next, advance the sensitivity control for the desired volume from the loudspeaker. Don't worry if the signal sounds like pure gibberish. Finally, turn on the b.f.o. and adjust the pitch control until the signal becomes readable. This last adjustment is very critical.

Once the pitch control has been adjusted to receive an SSB signal, it will not have to be readjusted to receive other stations transmitting on the same sideband. But those transmitting on the other sideband will be unreadable until the pitch control is adjusted to the "other side of zero beat." The two positions can be marked on the pitch control knob.

High Selectivity Operation. After becoming familiar with the operation of the receiver set for minimum selectivity, push up the selectivity control a notch at a time and repeat the steps. You will quickly

*Should the b.f.o./a.v.c. switch be one unit, leave the a.v.c. on and retard the sensitivity control until the S-meter no longer swings as signals are tuned in and out.

HELP US OBTAIN HAM LICENSES

In this section of the Transmitting Tower, the names of persons requesting help and encouragement in obtaining their amateur licenses are listed. To have your name listed, write to Herb S. Brier, W9EGQ, % POPULAR ELECTRONICS, 366 Madison Ave., New York 17, N. Y. Names are grouped geographically by amateur call areas.

W1 CALL AREA

Robert G. Gadbois, 279 Elm St., Holyoke, Mass. Phone: 3-9014.

Robert King (14), P.O. Box 492, Sanford, Me.
Frank Mancusi, 19 Acadi Park, Somerville, Mass.

Roland Gobin, 270 Suffolk Ave., Pawtucket, R. I.

Richard St. Amond (23), 1847 Thomaston Ave., Waterville, Conn. (Code)

Michael Drew (15), 20 Maple St., Lisbon Falls, Maine.

Bill Smith, 247 South Main St., Andover, Mass.

Gerald Ceccarini, 27 Stillman St., Framingham, Mass. Phone: TR 3-7557. (Code)

W2 CALL AREA

Richard Frank (14), 14 Malan Ave., Berlin, N. J.

John R. Hampton, Jr., 726 New Bridge Road, Teaneck, N. J., % New Milford P.O.

John Epstein, 153 Wood Hollow Lane, New Rochelle, N. Y. (Help in obtaining his amateur license)

Mel Becker, 720 Hunts Point Ave., Bronx 59, New York, N. Y. (Code and theory)

Victor Ortiz, Apt. 12, 51 Norfolk St., New York, N. Y.

Joseph F. Foster (13), 28 Iroquois St., Rochester 9, N. Y. (Code)

Bill Addison (15½), 8566 Krull Parkway, Niagara Falls, N. Y. (Code and theory)

Marvin Gurlin, 111 White Horse Pike, Audubon 6, N. J.

Fred Tarter, 1864 85th St., Brooklyn, N. Y. (Code)

Henry H. Blankinship, 4260 Broadway, New York 33, N. Y.

Stephen Gross (15), 2 Vassar St., Poughkeepsie, N. Y.

W3 CALL AREA

Larry Myers (15), 1104 Agnew Dr., Rockville, Md.

David Simons (13), 903 Frazier St., Springdale, Pa. (Wants tips and help on passing Novice examination, also someone to give him the test)

Sidney Bergman, 8806 Tyson Road, Philadelphia 18, Pa. Phone: WH-8-3297.

Edward K. Stults, 1183 Balmoral Dr., Allison Park, Pa.

Howard A. Lurkins, Mission Rd. 199, Jessups, Md.

John Harris, 645 Gettysburg St., Pittsburgh 6, Pa.

Harold T. Baldwin, 16 S. Farragut St., Philadelphia 39, Pa.

Thomas Hinkle, 369 Church St., Phoenixville, Pa. (Code)

W4 CALL AREA

Ralph H. Johnson, 317 47th St., Virginia Beach, Va. (Code)

Harold Schivay, 2225 Meridian Ave., Miami Beach, Fla.

Glen R. Starkey, 2119 Bethune St., Falls Church, Va.

Gerald Tyson (15), 308 East College St., Valdosta, Ga.

Bryan Green, W4-SWL, 1141 Hamilton Ave., Clifton Forge, Va. (Code)

W5 CALL AREA

Ronald Perry, 808 Cleveland St., Alvin, Texas. Phone: 981.

Bing R. Corpiere, Route 4, Box 480, Marshall, Texas.

Gus R. H. Feltner, Sr., 324 W. Call St., New Braunfels, Texas. (Code)

Richard Matzner (14), Rt. 1, Box 599-Z, Fort Worth, Texas.

W6 CALL AREA

Dave Higgins (13), 1000 W. Howard, Glendale 7, Calif.

Robert B. Ryan (26), 1936 Mellon Ave., Los Angeles 39, Calif. Phone: Normandie 3-1839.

Joe Beeler (13), 1555 Fairfax Dr., San Bernardino, Calif.

George H. Zoellner (38), 6011 Malcolm Dr., San Diego 15, Calif.

Pvt. Page Schorer, ER19-54D-961, RF's Co. "C", Fort Ord, Calif.

John Schroeder, 5735 Jefferson Ave., Hollydale, Calif. (Code)

W7 CALL AREA

Ronnie Crater, 2916 South 128th, Seattle 88, Wash. (Novice license)

Bobby Francies (15), Myrtle Point, Oregon. (Code and theory)

Lyle E. Wood, Box 28, Cascade Locks, Oregon.

Floyd Gerstenfeld, 11385 N.W. McDaniel Rd., Portland 1, Oregon. (Code)

W8 CALL AREA

"Larry," KN8AXS, 7 N. Shirley St., Pontiac, Mich. (Needs help with code to get his speed up to pass the General code test)

Paul Geerdes, 345 Auburn, S.E., Grand Rapids 6, Mich.

Lloyd Chamberlin, 2617 Royal Ave., Berkley, Mich. (Would like to contact anyone using a WRL "Globe Trotter" transmitter)

Robert O. Martinez, 1439 Bagley Ave., Detroit 16, Mich. (Wants help in getting his license, also information on 1¼- and 2-meter equipment)

Richard E. Arthur (13), 1050 Harrison Ave., Defiance, Ohio.

Don Ritchie, 811 E. 256 St., Euclid 32, Ohio. (Code and theory)

Dennis Shesterkin (14), 19520 Georgia, Roseville, Mich. (Code)

Allen Kruger (13), 4191 Second St., Wayne, Mich. (Code)

Paul M. Kankula (15), 1233 Austin St., Lincoln Park 25, Mich. (Code)

David Jones (14), 37 Chippewa, Pontiac 18, Mich.

Fred L. Scheuering (50), 5116 Harlem Ave., Cleveland, Ohio. (Code and theory)

Donald B. Straley, Route #2, Cedarville, Ohio. (Code and theory)

Frank Gale, 19991 Garfield, Detroit 19, Mich.

Clifford Wiehr, 14803 Snowden, Detroit 27, Mich. (Code)

W9 CALL AREA

John J. Kallal, R2, Box 760, Zion, Ill.

Bill McLafferty, R.R. 4, Carbondale, Ill.

Bob Garske (15), 2103 South 79th St., West Allis 14, Wis. (Code)

Gary Towner, KN9BNJ, 1017 W. 42nd Ave., Hobart, Ind.

Art Katz (12 $\frac{1}{2}$), 1717 E. Beverly Rd., Shorewood, Wis. (Code and theory)

W0 CALL AREA

Peter A. Flaton, 8735 Ivy Ave., Afton 23, Mo. Phone: FL 2-0126. (General class theory)

Joe J. Stoupa, Rte 3, So. Omaha 7, Nebr. (He and six friends are studying for their Novice license and are looking for "sure-fire" plans for 2-tube, battery-operated transceivers)

Earle R. DeMattos (26), 828 Madison, Topeka, Kansas.

W. H. C. Angerman, R3, Bolnville, Mo. (Would like to hear from members of the old R9LL and Grand National SWL clubs)

Frank Gilmore, Route 2, Box 286A, Springfield, Mo. (Will answer all letters and offers to help amateur listeners with their problems)

Billy Martinson (12), Box 185, Ellendale, N. Dak.

Curtis Lund (13), R.R. 1, Brocket, N. D.

Donald E. Simonsen (23), P. O. Box 155, Fairplay, Colo.

Lee Swenson (11), Box 7, Bagley, Minn. (Theory)

Jim Molkenthin (14), 633 1st Ave., S.W., Sioux Center, Iowa. (Code)

Ronnie McCarrell, 3620 North 33rd St., Kansas City 4, Kans. (Code)

VE, AND OTHERS

Michael Bell, P.O. Box 367, Aurora, Ontario. (Theory)

Elwood Rhoddy, Aylesford RR #3, Kings County, Nova Scotia.

Bill Harrison (15), 78 Gooderham Drive, Waxford, Ontario. (Code)

Paul Beauchemin (18), 57 Buade St., Quebec.

Ric Lightfoot (14), 89 Carruthers Ave., Kingston, Ontario. (Code)

Peter Orobko, VE7-SWL, (17) % M. J. Tompkins, 19071 Ford Rd., RR1, Pitt Meadows, B.C. (Code, theory and regulations)

Miquel A. Castillo, Jr., Morelos 8 St., Villahermosa, Tabasco, Mexico. (Would like pen pals; will answer all letters)

Luis G. Piris, Entrada San Anton #10, Ponce, Puerto Rico.

To help prospective amateurs obtain their Novice licenses, the Radio-Electronics-Television Manufacturers Association offers a set of code records (recorded at a speed of 33 $\frac{1}{3}$ rpm) and a Novice Theory Course for \$10.00, post-paid. The complete course or more information on it is available from RETMA, Suite 800, Wyatt Bldg., 777 Fourteenth St., N. W., Washington 5, D. C.

learn how much more carefully tuning must be done. Also, phone signals become impossible to read if selectivity is made too great. The limit is about 2.5 kc. for phone work, but selectivity of a quarter kc. or less can be used for code work in a stable receiver, incorporating adequate band-spread and first class dials.

In amateur work, it is usually wise to keep the receiver adjusted for reasonably high selectivity, because in almost every contact you will need it to combat interference. In this manner, you become adept in handling the high selectivity at times when you're not concentrating your entire attention on copying a weak signal through heavy interference.

Most receivers incorporating variable selectivity also have a "phasing" or "null" control. It is used to "null out" the whistle (heterodyne) produced in the speaker when two signals only a kilocycle or so apart are received at the same time. By careful manipulation of the control and the bandspread dial, the undesired signal can be reduced in strength, permitting the other one to be read.

Most communications receivers contain noise limiters. Their operation is obvious. Turn them on when noise is troublesome; turn them off when it is not. They are most effective against automobile ignition interference and least effective against steady grinding noises.

These remarks do not cover every panel control that may appear on a communications receiver. If I have missed one that is on yours, don't be afraid to experiment with it until you know how to use it.

Amateur Radio Theory Course

The Ameco *Amateur Radio Theory Course* (\$3.95), by Martin Schwartz, published by The American Electronics Co., 1203 Bryant Ave., New York 59, N. Y., is possibly the best single book available today for use in preparing to pass the various written exams for amateur licenses.

Its 297 pages are divided into chapters and sections which start at the bottom to explain everything one must know to pass the examinations. Each section is complete with many test questions, permitting the student to check how well he understands what he has just studied. In addition, simulated examinations are included, so that he knows when to say: "O.K., FCC, here I come!" Correct answers for all questions are listed in the back of the book.

The Ameco *Amateur Radio Theory Course* can be obtained directly from the publisher or via any of the amateur supply houses that advertise each month in POPULAR ELECTRONICS.

(Continued on page 117)

Tape System Records and Plays Video and Sound

TAPE RECORDING and playback of television—both video and sound portions—has come of age with the new Ampex VTR (video tape recorder) system. Both picture and sound are recorded on a single magnetic tape two inches wide,



moving at 15 inches per second. Quality of picture and audio is high, with all shades from black to white accurately reproduced. Picture resolution is said to be excellent inasmuch as the VTR can record and play back more horizontal lines than the average home TV receiver needs for good picture resolution.

With the VTR, programs can be recorded directly from the TV camera, from a TV receiver, from TV transmission lines, or from microwave relay systems. The program can be played back at once with no processing of any kind necessary. Recorded programs can be erased when desired. Special machines have been developed for these functions.

Several of the video tape recorder systems have already been sold to the major television networks at a cost of \$75,000 each. Wide use of the VTR is foreseen in the near future.

New Network Speeds Army Supplies

ANY DOUBTS about electronics' ability to perform miracles should be dispelled by the news that it is now helping to reduce paper work for the Army. A recently announced transceiver network links together key Signal Corps depots throughout the nation and the Army Signal Corps agency in Philadelphia. Via this system, information on stock levels of supplies is electronically interchanged. Data is punched on cards and sent along telephone circuits. The network helps speed supplies for the Armed Forces in a matter of minutes—instead of several days.




Computer Road-Tests Cars Before They're Built

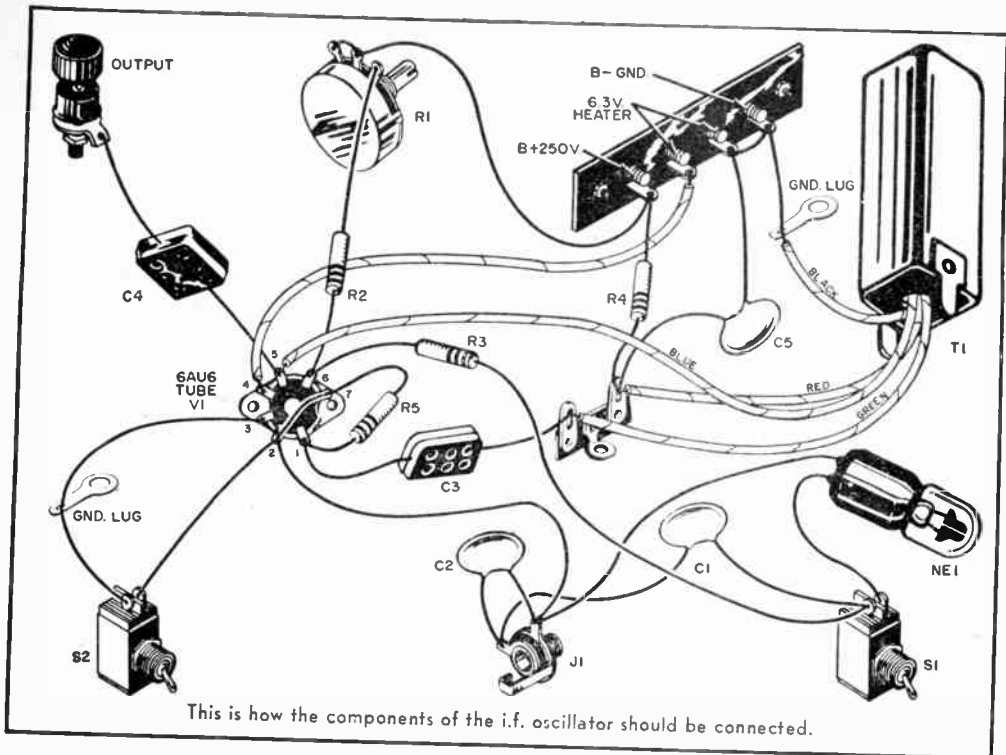
ENGINEERS at Chrysler Corporation take "rides" over chuck-holed roads and smooth boulevards—without ever leav-

ing the confines of their laboratories or stepping into a car.

By using a computer, new car designs can be tested accurately before a working model, or any of its parts, is actually built. Data, reproducing given road conditions, is fed into the computer which provides correct answers to design questions. As a guide to design, the computer saves time, man-power, and materials—and helps develop better suspension systems, engines, etc. Shown in the photo are Fred F. Timpner (right) and Raymond R. McHenry, preparing the computer's problem board for a "road test" of a car not yet built.

Chrysler spokesmen point out that the results predicted by the computer check very closely with the design's actual performance when it is later built as a real car and tested on the road.





coupled into the receiver. The i.f. oscillator described in this article really is a glorified b.f.o. Like a b.f.o., it operates at the intermediate frequency of a superhet receiver. But this little unit is more than an ordinary b.f.o., for it contains an audio frequency modulator. Thus, it is also an excellent code practice oscillator.

At the flick of a switch, the unit will generate its own tone signal and deliver it to any superhet receiver—even an ordinary a.c.-d.c. "broadcast-only" receiver. There is a jack on the oscillator chassis to

accommodate a phone plug attached to a telegraph key. To have a code practice session, all you need do is tune the receiver to a spot on the dial where no station is received and pound out dits and dahs to your heart's content.

Adjustment of the i.f. oscillator is quite simple. The data sheet accompanying *T1* will provide step-by-step instructions.

The b.f.o. can be connected to the last i.f. tube in your receiver. If you don't know just where to make this connection, try connecting a length of insulated wire to the output terminal of your new i.f. oscillator, wrap a layer or two of insulating tape over the other end, and push it directly under the receiver chassis near the i.f. amplifier tube. If the output from the speaker is too low with the modulator switched on and the receiver's volume control set at maximum, move your insulated lead to a point under the mixer tube. On the other hand, if the output is too strong, move the insulated lead to a point under the detector tube.


Potentiometer *R1* should be adjusted for the most pleasing tone from the modulator as heard in the speaker of your receiver. The range of adjustment of *R1* is quite wide, and the neon lamp may not oscillate over this entire range. The proper way to adjust this control is as follows: (1) Adjust *T1* with *S1* switched off, *S2* switched

(Continued on page 124)

HOW IT WORKS


The audio modulator portion is a 1/4-watt neon lamp, *NE1*, which—by virtue of *C1*, *R1*, *R2*, and *R3*—is made to operate as a simple relaxation oscillator. But the b.f.o. tube, *T1*, obtains its screen voltage through *R1* and also through *R2*. Therefore, when the relaxation oscillator is operating, the screen voltage of *T1* is varied at the audio rate. Thus, *T1* is screen-modulated by the relaxation oscillator and the output from the b.f.o. will carry the audio tone as amplitude modulation. Resistor *R1* keeps the percentage of modulation at a relatively low level to prevent any significant frequency modulation of the output from the b.f.o.

The r.f. portion of the oscillator is a "tickler" coil feedback arrangement which might be found in a regenerative receiver. The inductance of *T1* has been selected to provide optimum feedback, or oscillations, over a range of from about 300 to 650 kc. This tuning range is controlled by the unmarked variable capacitors in the wiring diagram.



LIFE INSURANCE

FOR YOUR RECORDS



By **Shane Smith**

PERMANENCE is the unique virtue of recorded music. Until the invention of the phonograph, all music vanished with its own sound. Now its volatile essence is cast into a solid mold.

But how long does this "permanence" last? How long is it before the music on your treasured discs gets fogged over by the wheezes, scratches and pops that careless handling and poor equipment imprint upon the once smooth and shiny surfaces?

You plunk down three or four dollars for an LP record. Presumably you like the music so much that you want to have it around all the time. It's a long-term investment. To collectors, a record worth having is worth keeping.

A pampered LP record will sound almost as well on the 200th playing as on the first. But neglected records wear out after about 20 spins. In other words, by proper handling of your records, you get ten times your money's worth out of them. Figure it this way. Say you bought a \$4 record containing about 40 minutes of music. If your record lasts 20 playings, you get 800 minutes of music from it at the price of 0.5 cent per minute. If you prolong the life of the record to 200 playings, a minute of music costs you only 0.05 cent. Besides, some records are irreplaceable, and if you happen to be fond of them, their preservation yields a value beyond dollars and cents.

Hi-fi fans, particularly, find that proper record care protects their investment and compounds their pleasure. Their wide-range equipment not only coaxes the subtlest whisp of music from good records,

Feed them a dust-free diet of atom particles and watch that tone arm weight to assure long life for your spinning spirals



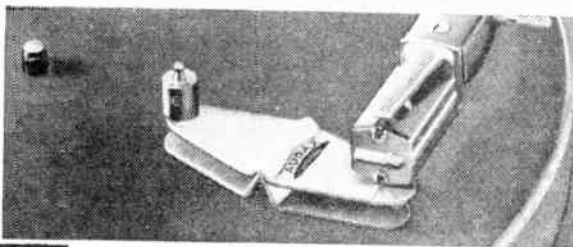
but it also renders every scratch and screech of the bad ones. Hi-fi demands unmarred records or else you feed distortion into your system at the very source of the signal.

Even if you haven't gone hi-fi yet, good record care will pay off nicely when you finally get your equipment. You'll then be able to hear and enjoy older records as you never heard them before. But if you grind them up meanwhile with bad needles or overweight tone arms, dust and fingerprints, your records will only scream and hiss at you in justified reproach for their mistreatment.

To hi-fi fans, present and future, we are proposing the following "Life Insurance Policy" for records.

§ 1. A Needling Problem

If you believe in "permanent" needles, you might as well believe in fairy tales. Yet the persistent faith in the mythological existence of such needles still takes a heavy toll among records. "Groovicide" is rampant. Torn carcasses of records are abundant "habeas corpus" and the circumstantial evidence points accusingly at the culprit: your needle. Here are the facts



Stylus pressure gages of many kinds are available to help adjust the downward force of your pickup. The Garrard gage (top, left) and Clarkstan gage (left, center) use spring mechanisms. The Audax Stylus Balance (top, right) is built like a chemist's precision scale, employing calibrated weights instead of springs. Exact stylus position is marked by hairline groove to keep lever moments accurate. "Staticmaster" brush (lower left) sweeps dust from records while neutralizing static charge by nuclear radiation from radioactive isotope in handle.

only about 6 times as much as the sapphire. This makes the diamond the cheapest as well as the safest way to play a record by a 3 to 1 margin. Besides, once you put a diamond needle into your rig, you can forget about it for a long time. Assuming you play your phonograph two hours per day, the diamond will last nearly two years, provided that your tone arm has the correct needle pressure and your records are fairly clean.

Most hi-fi stores will check your needle under a microscope without cost. Whenever you see worn spots on the side of the stylus near the tip, let them take it away: it's time for a change.

§ 2. A Weighty Matter

Now you've gone and got yourself a brand-new needle. Nothing wears down that new needle as fast as an overweight tone arm. So check the tone arm weight (stylus pressure) before you put your needle to work. The proper stylus pressure for your pickup is usually specified by the manufacturer.

Professional-type pickups mounted in the best tone arms track the groove with only 2-3 grams stylus pressure. This reduces needle and record wear almost to the vanishing point.



about this incipient "murder" of music:

A metal-tip stylus lasts about 8-10 playing hours before showing the first signs of wear.

A sapphire stylus lasts from 40-50 hours.

A diamond stylus lasts a thousand playing hours.

And what happens after that? The worn needle develops a chisel-like cutting edge, which insists on bulldozing its own way instead of wiggling with the music. The net result in the groove is something like a plow ripping through a furrow. The delicate groove contours are cut up into microscopic clumps. With every playing, the music gets more screechy and garbled. The spiral on your record soon turns into a gravel rut. As the needle climbs over the miniature wreckage, crunching the debris into the remaining smooth portions of the surface, your pickup faithfully reports every tiny impact to the amplifier. After all, it's high fidelity. And if you are lucky, you can still hear some tatters of music above the racket.

For any dedicated collector, the rescue of his imperiled records is a question of cold cash and hot passion. In this rare case, both factors point the same way.

A sapphire stylus costs about \$2.00 and a diamond costs about \$10.00-\$15.00. The diamond plays 20 times as long and costs

Pocket microscope made by Duotone magnifies 50x to detect early signs of needle wear. Many hi-fi shops offer microscopic needle inspection service.

Ordinary home hi-fi, using magnetic cartridges like the popular G.E. Model RPX, usually requires 6-8 grams tracking pressure. Anything heavier than 8 grams makes the slow death of your needle a lot faster but no less painful.

Recent crystal and ceramic pickups are also designed for 6-8 grams stylus pressure. Older crystal pickups, particularly those using straight needles (without a right-angle bend in their shank) mounted in a setscrew chuck, are too stiff for light-weight tracking. Don't use them with microgroove records. Besides, their lateral stiffness causes distortion of the signal.

The tip of an LP stylus measures only 1 mil (=1/1000 inch) in radius. Since the total tone arm weight rests on that tiny point, the pressure at the tip is roughly equivalent to 10,000-20,000 pounds per square inch. No wonder it takes a diamond, the hardest known material, to withstand high-frequency wiggles under such a load. Because of this immense concentration of weight on so small an area, even a small amount of overweight speeds up the wear and tear at an alarming rate. One or two grams "off" may seem negligible, but at 6 grams total pressure, it is actually an enormous error of up to 33%.

On most record players, you can adjust the stylus pressure either by tightening a spring or by shifting a counterweight on the tone arm. You select the correct value by means of an inexpensive stylus pressure scale, like those pictured on page 86.

Another vital point is that the turntable must be absolutely level. Even the slightest tilt puts more pressure on one groove wall than the other and causes rapid wear of the overstressed wall. Besides, the tilt plays havoc with the delicate forces involved in tracing a microgroove. Your cabinet or floor may be out of plumb without your being aware of it. Check your turntable with a liquid level.

§ 3. Dust to Dust

The funereal phrase is evoked by the dust-caused mortality of phonograph records. Consider that most dust particles are hard rock with razor-sharp edges. Imagine what happens when these "rocks"



Atomic radiation is harnessed for hi-fi by the Mercury "Dis-Charger" (top, left) and the Eby "Stati-Mute" (top, right). These small clip-on cylinders contain a radioactive isotope which ionizes the air near the record surface and eliminates electrostatic attraction of dust. Anti-static spray (below) neutralizes electric charge with silicone film, which may also be applied with chemically treated Duotone "Electro-Wipe" cloth. Soft plastic "DisCovers" keep records dust-free on shelf.


are pressed into the soft vinyl groove by the relentless force of the 10,000-psi stylus.


Just brushing the dust off the records before each playing doesn't really help much. Brushing merely sets up a charge of static electricity which catches the dust right back and holds it firmly on the record surface. The record has to be literally tricked out of this fatal attraction.

This is done by coating the disc with a thin silicone film, which neutralizes the static charge. The film can be wiped on with a specially impregnated record cleaning cloth, which simultaneously cleans the record; or it can be sprayed on after cleaning from an aerosol pressure can.

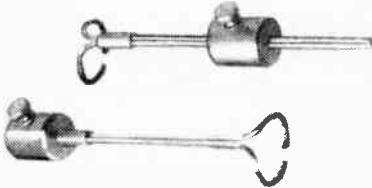
To wipe that grit off the face of your

Strictly level turntable is a hi-fi "must." Cabinart level set includes liquid bubble indicator to show tilt in any direction and four adjustable screw legs to keep turntable base horizontal.

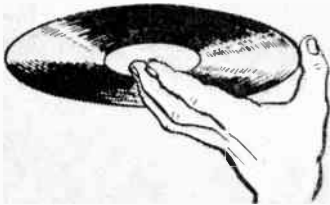





Cabinart file keeps close ranks among your records. Bins are spaced to give sufficient lateral support to prevent warpage and let you arrange your records by category. Any disc can then be quickly located.



Sliding counterweight by Mercury Scientific Company comes to the aid of tone arms without built-in stylus pressure adjustment. Just slip the clip on the arm, then set weight for right balance.



Right way of holding records (above) keeps surface free of fingerprints. "KLeeNeeDLE" brush (below) automatically wipes dust and grit accumulation from changer stylus between plays.



records, hi-fiers even harnessed the formidable forces of atomic radiation. In fact, hi-fi claims the honor of having espoused the first (and still the only) use of atomic radiation in the home. It takes the form of a tiny piece of radioactive isotope (usually polonium) clipped to the tone arm. The radiation from this metal, too weak to cause any biologic risk, is strong enough to ionize the surrounding air and dispel the static charge permanently from the record. After two or three playings (before which the record should be wiped), you can simply flick off the dust with cheesecloth or a soft brush. Since the isotope remains radioactive for several thousand years, you needn't worry about its wearing out. The Mercury "Dis-Charger" and the Eby "Stati-Mute" are products of this type. Another atomic gambit in the anti-dust campaign is the "Staticmaster," a soft-bristled record brush with radiation source built into the handle.

§ 4. Hands Off

We won't refer to your delicate digits as greasy paws, but the fact remains . . . and so does an oil film every time you touch the record. The film then gathers dust and turns it into grime, for which there is no cure. But the ounce of prevention is simply to keep your fingers off the groovy parts of the record.

Another handling trick is to squeeze the record envelope when you slide the record in or out, so that the cardboard sides buckle outward and away from the record. That way the record moves freely in the envelope without being scratched.

§ 5. At-Ease Position

Your records spend most of their time idle on the shelf. See to it, therefore, that their off-duty hours are spent in a wholesome environment. An upright attitude will keep your records from developing warped personalities.

Stand them up straight in bins about eight inches wide so that they support each other with gentle pressure from the side. A strongly slanted position is bound to warp them. Never stack your records on top of one another, because the weight of the stack will grind dust into the "low man" on this totem pole.

And keep your records away from heat. Even direct summer sunlight is hot enough to soften them.

§ § §

Under the terms of this "policy," your records are assured prolonged life. The policy also pays regular dividends in better sound.

AFTER CLASS



FROM CORN-POPPING TO WOOD-GLUING

NOBODY IS SURPRISED when a kettle boils or when a steak sizzles over a crackling fire. Even the phenomenon of a tiny flame producing intense cold in a gas refrigerator no longer excites the incredulous wonder it once did. These are familiar manifestations of heat energy at work. But a dielectric heater in the act of popping corn or cooking a large roast in minutes never fails to evoke gasps of astonishment from the audience.

Without smoke, flame, noise, or fuss, the dielectric heater produces uniformly distributed heat never before obtainable by surface heating methods. Because it acts simultaneously on all the particles of a whole mass, it is uniquely adaptable to such industrial processes as controlling

heart of the individual atoms that make up insulating materials. With invisible electrical tentacles, they twist and torture the innards of the atom until each molecule is in a state of violent agitation. This un-

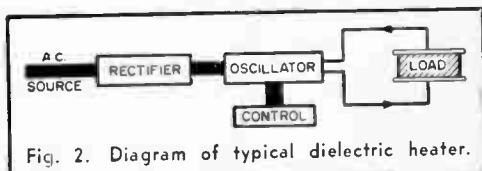


Fig. 2. Diagram of typical dielectric heater.

rest manifests itself as heat more or less uniformly distributed through the body of the material rather than on the surface alone.

How a heater works. Matter is composed of atoms. Each atom consists of a positively charged nucleus of rather massive structure surrounded by one or more electrons carrying a negative charge. In an electrical conducting material such as copper or aluminum, the orbital electrons may be displaced easily by electromotive forces such as voltage or an electric field. As a matter of fact, this helps to explain why metals are conductors: the displaced electrons are free to move within the

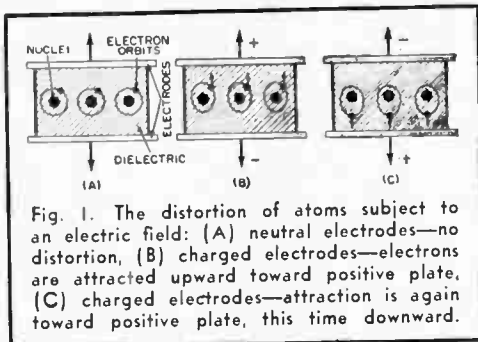


Fig. 1. The distortion of atoms subject to an electric field: (A) neutral electrodes—no distortion, (B) charged electrodes—electrons are attracted upward toward positive plate, (C) charged electrodes—attraction is again toward positive plate, this time downward.

chemical reactions, removing moisture, softening plastics before shaping, drying wood glues, and the sealing of plastic containers.

Is dielectric heating different? Heat is a form of energy. As the temperature of any substance is made to rise by adding energy to it, its molecules dance violently in vibratory, haphazard paths of ever-increasing speed. A flame works on the surface molecules first, inciting them to increased motion while they in turn communicate their energy to the inner molecules through elastic collisions. This is the mechanism of heat conduction, a relatively slow process in many materials. If you like your roast beef rare, you can thank this sluggishness of conduction for the roast that's "done to a turn."

Dielectric heaters reach right into the very



Westinghouse Electric Corp.

Table radio cabinet with 28 joints, all of which have been glued and cured by dielectric heating.

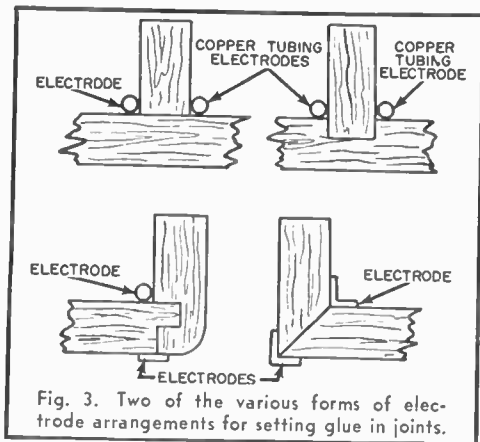



Fig. 3. Two of the various forms of electrode arrangements for setting glue in joints.

metal and so may serve as "carriers" of charge from one place to another.

The picture changes when we consider insulators. In nonconducting materials, the electrons are tightly bound to their nuclei and stubbornly resist any effort to move them from the atoms to which they belong. The word *dielectric* was originally defined by Michael Faraday to describe a medium through which electric forces can act but which, in itself, does not carry an electric current—in other words, an insulator. Consider what must happen when a dielectric is placed between two electrodes across which a very rapidly alternating voltage is impressed.

Impelled by the strong electric field, the electrons try to move first one way, then the other, as the polarity of the field re-



Curtiss-Wright

Table-top dielectric heater of medium power.

means an ability to convert electrical energy into heat with greater effectiveness.

Vacuum-tube circuits are used almost exclusively to produce the necessary high frequencies in commercial dielectric heaters. The larger units utilize frequencies from 1 to 50 megacycles while some of the smaller ones may work at frequencies as high as several thousand megacycles. Output powers range from a few hundred watts to hundreds of kilowatts. One industrial unit employs a Meissner-type oscillator operating at 26.8 mc., and having a full-load output close to 1 kw. Another contains a high-powered push-pull oscillator tuned to 27.120 mc. with a maximum dissipation of approximately 5 kw.

Basically, however, all dielectric heaters comprise four major components: a power supply, an oscillator, a control circuit, and the load electrodes (Fig. 2). The first has its usual task of providing the correct a.c. and d.c. potentials and currents for the remainder of the equipment; the oscillator generates the penetrating high-frequency field which is applied to the dielectric with the assistance of the electrodes. These may take a variety of forms (Fig. 3), but in every case they behave like the plates of a capacitor with the dielectric in between. The control circuit sets up the necessary oscillator-operating conditions and governs its "duty cycle" or active time.

The output electrodes may be coupled to

(Continued on page 115)

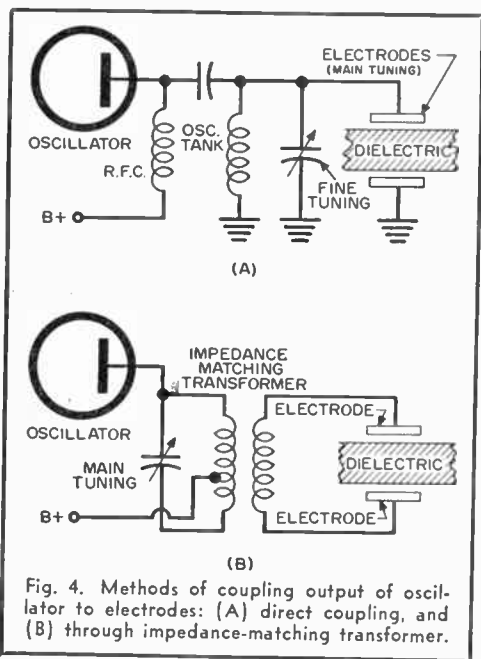
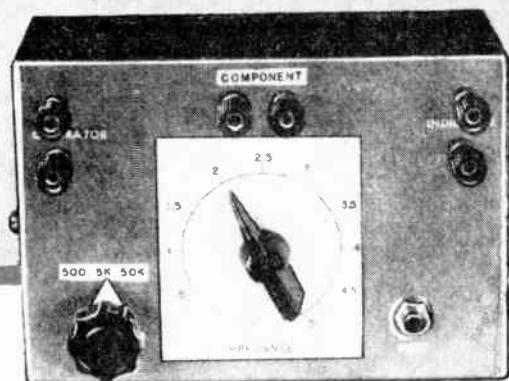


Fig. 4. Methods of coupling output of oscillator to electrodes: (A) direct coupling, and (B) through impedance-matching transformer.

Impedance Checking Made Easy

A. c. voltage drop in a calibrated resistor is compared with that in the unknown impedance

By RUFUS P. TURNER




MAKING impedance measurements is usually considered to be rather difficult with expensive equipment required. Such is not the case if the simple, inexpensive scheme outlined below is followed.

For economy and simplicity, where extreme accuracy is not required, a volume control-type potentiometer can be used as the variable resistor. But since the resistance setting of such controls cannot be read below about one-tenth of their full resistance reliably, several controls would be needed to cover an appreciable impedance range. In order to simplify the process, a three-gang control ($R1-R2-R3$) has been employed in the completed impedance checker. See Fig. 1 for the circuit. This checker has a range of 50 to 50,000 ohms.

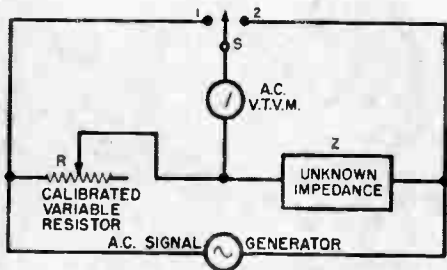
All three controls (500 ohms, 5000 ohms, and 50,000 ohms) have linear tapers (taper

A). The three-gang unit must be assembled by the operator in the following manner. The basic potentiometer ($R1$) with the shaft is an IRC Type PQ11-103 500-ohm unit. To the back of this control, fasten an IRC Type M11-114 5000-ohm rear section. And to the back of the latter, fasten an IRC Type M11-123 50,000-ohm rear section. Complete instructions for the simple assembly operation are supplied with the control and rear sections.

The single-pole, three-position switch, $S2$, provides range switching by permitting selection of the potentiometers. $S1$ is a push-button switch used to connect the external vacuum-tube voltmeter either across the potentiometer selected by range switch $S2$ or across the unknown impedance connected to terminals No. 5 and 6. In the resting position (B) of this switch, the meter is



The complete setup for impedance measurement consists of audio signal generator (left), a.c. v.t.v.m. (right), and basic impedance checking unit (below).



HOW IT WORKS

The unknown impedance in this arrangement is connected in series with a calibrated variable resistor and an a.c. signal generator. The a.c. vacuum-tube voltmeter is switched back and forth to read the voltage drop across the calibrated variable resistor and the unknown impedance. Adjust the variable resistor so that the readings are equal. The unknown impedance is then read from the dial or scale of the variable resistor.

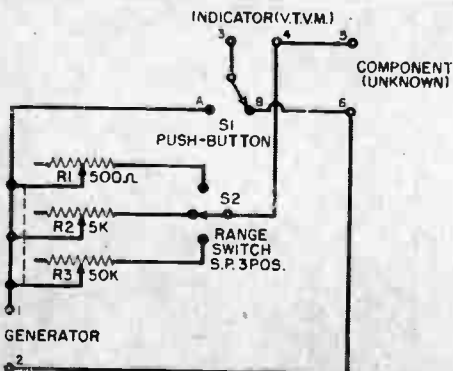
connected automatically across the impedance. When the button is depressed, the meter is switched across the potentiometer (position A).

The instrument is built in an aluminum chassis box—7" long, 5" high, and 3" deep. The front panel layout is clearly visible in the photo at the top of page 91, and internal wiring is shown in the photo at right. Insulated binding posts are used for the

- R1, R2, R3—3-gang, linear taper potentiometer (R1 = 500 ohms—IRC Type PQ11-103, R2 = 5000 ohms—IRC Type M11-114, R3 = 50,000 ohms—IRC Type M11-123), see text
- S1—S.p.d.t. push-button switch (Switchcraft 203 or equivalent)
- S2—S.p. 3-pos. wiper switch (Centralab 1461 or equivalent)
- 6 Insulated binding posts
- 1—Aluminum box, 7" x 5" x 3"
- 1—Small finger-grip knob with pointer
- 1—Large pointer knob
- Misc. wire and solder


Catalog price of parts, approx. \$6.50

Fig. 1. Circuit of impedance checker.



generator, component, and indicator terminals.

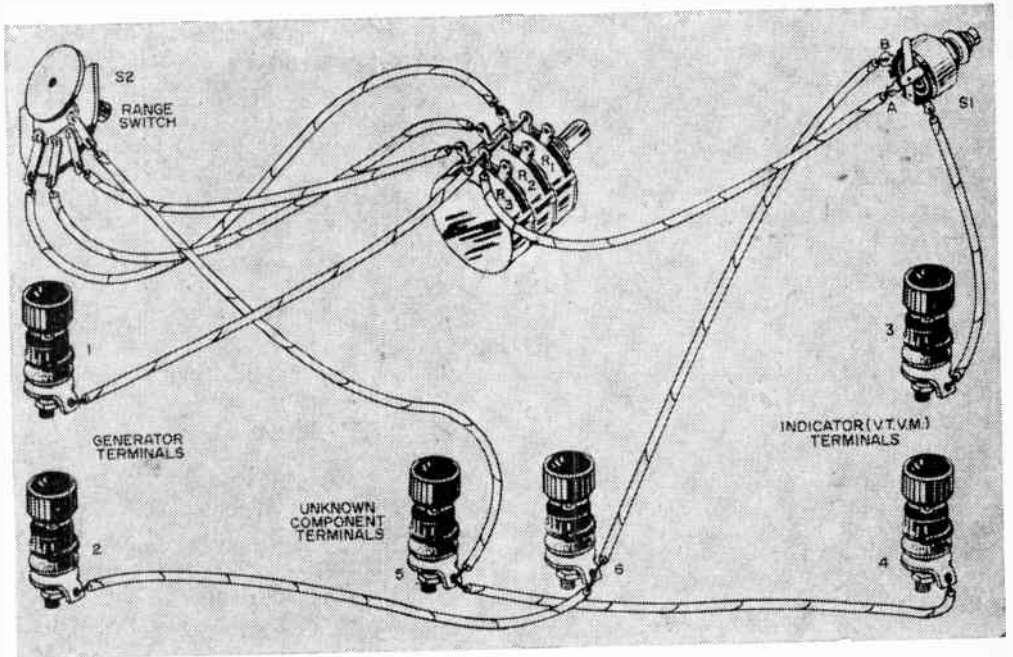
Use an ohmmeter to calibrate the impedance checker. The calibration procedure is as follows: (1) Fasten a blank paper square temporarily under the pointer knob of the three-gang potentiometer. (2) Connect the ohmmeter to binding post terminals No. 1 and 4. (3) Set switch S_2 to its 500 position. (4) With the aid of the ohmmeter, set the potentiometer to 50 ohms. Mark this point "0.5" on the paper scale. (5) Next, set the potentiometer to 100 ohms and mark this point "1." (6) Continue until as many calibration points as possible have been obtained up to 500 ohms, and mark this last point "5." (7) Obtain as many fill-in resistance points as possible



Under-chassis view shows internal wiring.

(points like 75, 125, 175 ohms). (8) Remove the scale, ink in the figures and lines, and replace the scale (using the ohmmeter to line up the knob pointer with the 400- or 500-ohm line).

Use of a single resistance scale for all three potentiometers assumes that the three "track" well. Tracking means that when R_1 is set to 250 ohms, for example, R_2 will be at 2500 ohms, and R_3 at 25,000 ohms. Actually, conventional volume controls do not track this closely. However, the single scale will be close enough for many practical applications. Where accuracy is desired, the builder can draw three separate scales (as concentric circles), repeating the calibration procedure for each position of S_2 but remembering



Pictorial diagram of impedance checker shows how parts should be interconnected.

that the resistance ranges and ohm calibration points will be different for each—500 ohms maximum for R_1 , 5000 for R_2 , and 50,000 for R_3 .

To use the impedance checker: (1) Connect an audio oscillator, set to the desired test frequency (usually 400 or 1000 cycles), to terminals No. 1 and 2. (2) Connect an a.c. vacuum-tube voltmeter to terminals No. 3 and 4. (3) Connect the unknown impedance to terminals No. 5 and 6. (4) Switch on the oscillator and meter. (5) Set switch S_2 to its 500 range. (6) Observe the meter reading. (7) Depress push button S_1 and rotate the potentiometer knob. (8) Alternately release and depress S_1 while watching the meter reading and adjusting

the potentiometer control. (9) When the potentiometer is adjusted properly, there will be no shift in meter reading as S_1 is pressed and released. If this point is not obtained in the first (500) range, switch to the 5000 range and continue the operation, and to the 50,000 range if necessary. (10) When the point of no meter shift is obtained, read the potentiometer dial and note the range to which switch S_2 is set. This is the unknown impedance value.

When 60-cycle impedance measurements are acceptable, the audio oscillator is not necessary. In its place, connect the 6.3-volt secondary of a power-line-operated filament transformer to the generator terminals No. 1 and 2.

-30-

Modern "Radar-Lamp" Replaces Kerosene Lantern



THIS modern-day version of the old-fashioned kerosene- or gasoline-fueled utility lantern is powered by a two-in-one battery which yields up to four times the life of the ordinary lantern battery. The lantern head is attached to the completely self-contained battery with two simple screw caps. There are no wires to connect or spring contacts to make.

Developed by Burgess Battery Company, Freeport, Ill., the "Radar-Lamp" is simple and safe to operate. Both windproof and weatherproof, it is convenient for outdoor, sports, home and industrial use. The lantern sells for \$8.95 complete with battery.

LAFAYETTE RADIO
100 Sixth Ave.
New York 13, N. Y.



Coaxial speaker (12"), Model SK-58, has frequency range of 30 to 15,000 cps and is rated at 20-watts maximum output. Woofer cone is made of processed fiber with free edge of sheepskin to suppress unwanted vibrations. Cone tweeter (2 1/2") is mounted in its own metal case with covering grille. Crossover network is built in. Tweeter level control permits variation of up to 6 db. Voice coil impedance is 8 ohms. Net price, \$29.50.

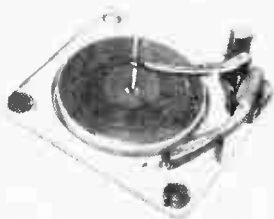
SONOTONE CORP.
Saw Mill River Rd.
Elmsford, N. Y.



Ceramic phono cartridge, Model 3T, is turnover type with two styli, one for micro-groove discs and the other for 78-rpm records. Cartridges in this series are available with either diamond or sapphire styli. Because of high signal output, no preamplifier is needed. Playback characteristics obviate the need for phono equalizer. Net price of pickup with two sapphire styli, \$5.95.

what's new in hi-fi

ROCKBAR CORP.
650 Halstead Ave.
Mamaroneck, N. Y.
Att: M. Wimpie



Record changer, Model RC-456, operates at three standard speeds (78, 45, and 33 1/3 rpm) as well as new 16 2/3-rpm speed. Records of varying diameters (7", 10", and 12") may be intermixed on spindle for automatic playback. Manual operation at all four speeds is also possible. Other features include automatic idler disengagement, 4-pole induction motor, rubber-covered turntable, easy interchangeability of all standard cartridges. Net price, \$34.50.

FENTON COMPANY
15 Moore St.
New York 4, N. Y.




Tape deck and matching preamplifier are available as separate units for custom installation, or as combination in Model BCC carrying case. Brenell tape deck and PRO-2 preamp is complete hi-fi system for recording. Playback is via an external amplifier and speaker. Deck and preamp combination may be used either horizontally or vertically. An 80° tilt makes loading of tape a simple "drop-in" operation.

SHERWOOD ELECTRONIC
LABORATORIES, INC.
2802 W. Cullom Ave.
Chicago 18, Ill.




FM-AM tuner, Model S-2000, features high sensitivity and automatic frequency control on FM. AM section provides choice of 16-kc. "hi-fi" bandpass, or sharply selective 5-kc. bandwidth for listening to weaker stations. Flywheel tuning and directable ferrite rod antenna are used. Unit is designed to play through external amplifier.

UNIVERSITY
LOUOSPEAKERS, INC.
80 South Kensico Ave.
White Plains, N. Y.
Att: Desk PA-8



Enclosure for 3-way speaker system is utility model in unfinished 3/4" fir plywood. Model EN-CB uses rear horn-loading. Having over-all dimensions of 40" by 30" by 24", it can be used horizontally or vertically, or as part of a room divider. It may also be used as part of a built-in or wall-to-wall installation. Descriptive brochure is available from manufacturer. Net price, \$120.00 (not including speakers shown).

Robots Behind Your Phone



A FEW FINGER FLICKS pick your party among millions. Within seconds, your voice has found its way among all the phones in your city. No human brain, no hands have guided it.

This everyday miracle we take for granted. Few of us ever think of the tremendous machinery we command so casually. Yet here we have the first fully accomplished case of large-scale automation.

The Girl and the Robot. The easiest way to understand the principle of any telephone exchange is to watch the girl who runs a manual switchboard. Let's see what's behind the "voice with a smile."

When you lift your receiver, a light flashes below your line jack on the board. The girl plugs her headset into your line. "Number please," she asks. You tell her the number and she plugs a "patch cord" between the two phones to be connected. Then (with another switch) she sends a ringing current down the line. Another lamp tells her when your party lifts the receiver and your call is answered. When one of you hangs up, the lamp flashes again and she pulls the plugs out. The lines are free again.

The automatic exchange does basically the same thing. You lift your handset. Immediately, metal arms start groping for your line terminals. Once they have found them, you hear the dial tone. This is the machine's way of saying "number please." The automatic exchange is now "listening" to you.

You dictate the number through the dial. The clicking as the wheel spins back has a precise meaning for rows of robots. Each click sends an electric pulse through the wires; each pulse is a command that stirs whole banks of switching relays into action. They do the actual connecting, ringing, disconnecting, or reporting "busy."

Old Army Game. Some dial telephone systems work like the chain of command in a military organization. You, with your finger on the dial, are Commander-in-Chief. Each of the 10 digits on your dial selects another 10-digit switch at the exchange. Your second flip of the dial picks

By **H. H. FANTEL**
Associate Editor

**What happens when you dial?
Let's follow your call right
down the line where "thinking"
switches ring in a new era**

one of the 10 numbers in the selected switch at the exchange.

Look at the diagram on page 96 showing your phone with its 10-digit dial and ten multi-switches at the exchange. Right there you have $10 \times 10 = 100$ choices. (Strictly speaking, you only have 99 choices unless you are in the habit of talking to yourself. Besides, your phone would be "busy" if you tried it.) Add another row of 10-digit switches and you have $10 \times 10 \times 10 = 1000$ choices, and so on.

Going back to our army comparison, we might say that each succeeding bank of switches represents a lower rank, controlled by the preceding bank of superior "rank." Think of it this way. The Commander-in-Chief at your own phone controls 10 generals at the exchange, who control 100 colonels, who control 1000 majors, who control 10,000 captains, etc. But to keep your ego within bounds, think of what happens when somebody else calls you. Then the whole picture is reversed, and you become a "buck private" on the last row of switches.

Step-by-Step Switching. The first switch link at the exchange is called the line finder. It seeks out your line to send

you the dial tone when you lift the receiver. Unless the exchange is jammed with calls, it works so fast that the dial tone already hums in your phone by the time it touches your ear. The last link that actually puts you through to the number you want is called the *connector*. All the other intermediate links are called *selectors*.

In actual design, these switches are stacked atop one another, ten to a stack. In response to your dial pulses, a contact arm travels like an elevator up and down along these switch stacks to select the

You dial "46" in a step-by-step system for 100 phones. Heavy line shows resulting connection.

Each digit works the next row of switches, multiplying the number of choices by ten. Only one switch row of larger systems unless parallel duplicate lines are provided to avoid traffic congestion and frequent "busy" signals. Spare lines have to "stand by" for peak traffic hours. Crossbar system (shown on next page) eliminates need for extensive duplication of facilities.

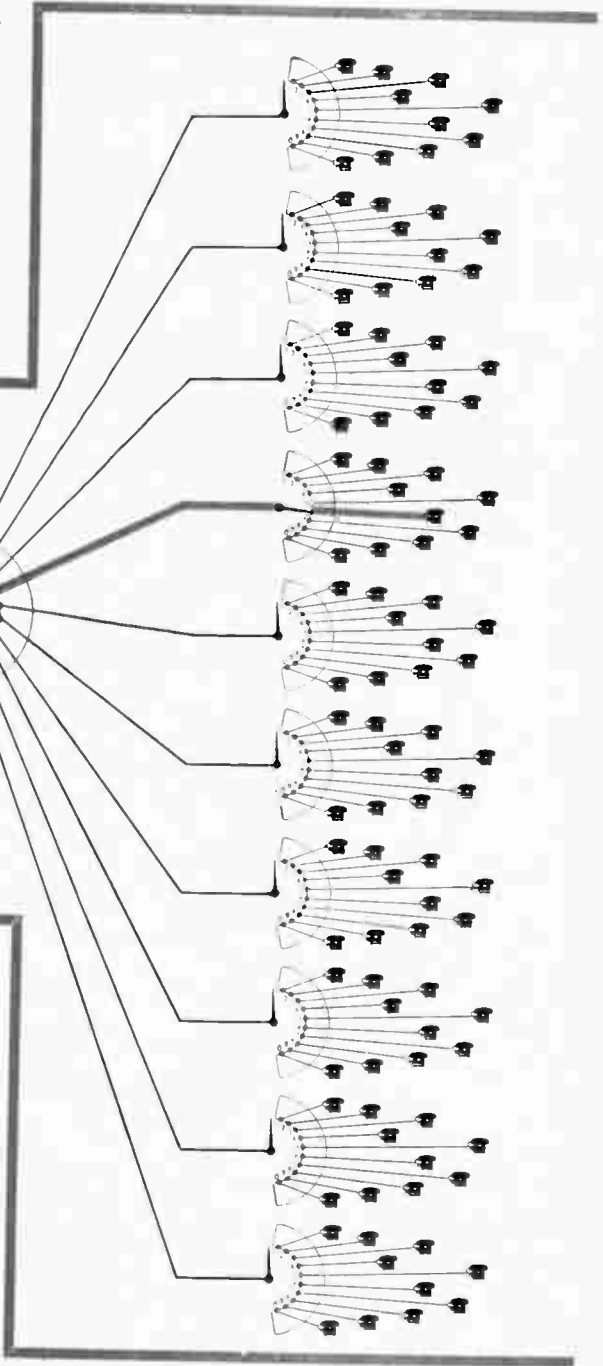


right level. Say you dial "4." The contact arm zooms up to the fourth "floor" of the switch. Then it scans horizontally among the 10 available contacts of level 4 to find a free line among them. With this line, it puts you through to the next switching stage (which may be somewhere in another part of town) for your next dial digit until the last one finally completes the connection.

This system, invented by an undertaker who took a part-time interest in electricity, was called "step-by-step" switching and is still used in many localities.


Traffic Jam. First used in 1892, automatic step-by-step switching was the electromechanical marvel of its day. In later years, however, the telephone system in our larger cities grew to the point where busy lines threatened to bottle up telephone traffic within and between the various exchanges.

If a trunk between the switch banks was busy, calls had to wait. Behind each busy signal on a main interexchange trunk, calls might pile up like traffic behind a




stalled car. To avoid such jams, more and more switch banks had to be added, operating in parallel to provide alternate voice paths. It was like adding lanes to the highway to let the cars flow abreast rather than behind one another.

The extra lanes were filled at peak hours, but at other times, much of this ex-



Actual switch in step-by-step system (left) is more complex than it appears in the diagram on preceding page. Top part contains electromagnets and relays to receive signals and control both upward and sideways motion of contact arms. Beneath the horizontal platform are the actual contacts, built up in sets of ten layers each. Wiper arms climb up to proper layer, then sweep across terminal bank until the correct contact is found.

Technician checks row of switches in protective metal cylinder (below). Manual plug cords in foreground connect to long-distance trunk lines.



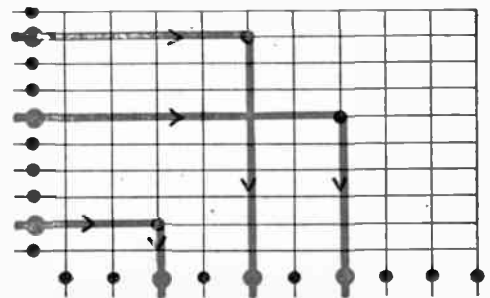
pensive equipment lay idle. A more economical and efficient way of dealing with the problem had to be found.

After years of research, Bell Telephone Laboratories came up with the answer. They solved the problem by a new kind of logic applied to the whole switching system. Lines were connected in an interlaced network so that a number of alternate routes existed between any two points. A call could then "sidestep" a busy line section and literally go around it. This is like branching off to a side street when the main highway is blocked. In telephone language, this is "crossbar switching."


The old step-by-step system picked the path between the originating and the terminal telephone in successive stages, one link at a time. The crossbar exchange, before starting the call on its way, "looks at" all possible paths to select one that will not be blocked at any stage.

The Thinking Switch. The crossbar exchange "plans" the best routing of each call for the over-all traffic situation at any given moment. It works like a travel agent selecting a route according to free res-

Crossbar principle permits connections to be made as shown in matrix below. Unlike the step-by-step method, this system always offers a choice of alternate paths from one point to another, somewhat like playing tic-tac-toe. Complex switching systems automatically analyze traffic situation within matrix and pick best possible path for any call at any given moment. Beyond the tic-tac-toe level, Dr. Claude Shannon of Bell Laboratories has employed similar principles to build switching devices smart enough to beat him at chess.



Wire jungle behind switch racks of a crossbar exchange forms vital communications links for the life of a large city. The vast criss-cross pattern of interconnections reflects the multilayer structure and complex social organization of the city which it serves as nerve center and as vocal cords.



ervation space on various trains. Since the telephone "train" travels at the speed of light, it is faster to take a detour than to wait for someone to hang up.


This job goes far beyond mere switching. It requires judgment and control: the making and carrying out of decisions. Even that is now done without human aid. Within about half a second, a special Control Section marks the points through which the call must go and chooses an instantly available path between those points. Then it feeds this information to the Switching Section, which does the actual connecting.

The Control Section does its "thinking" in terms of open and closed relays. The pattern of "open" and "closed" contacts establishes the possibility or impossibility of a certain route. Information is recorded by closing certain contacts. This is somewhat like punching a number into an adding machine. The keys stick down until the addition is made. In the telephone ex-

change, the activated relays stay closed and trigger the necessary further action until the call is completed.

Research on the automatic crossbar exchange, completed before the war, opened scientists' eyes to an amazing fact: complex switching networks are able to "think out" alternative possibilities and check their own "conclusions." From here it was only a few more mental jumps to the digital computers which now perform the miracles of modern automation at lightning speed. Yet each such mental jump represents a rare product of inspired imagination, and each theoretical advance had to be backed by years of painstaking laboratory development.

Today, with the far horizons of automation before us, few of us realize that all the human freedom promised by the automatic machinery of the future started behind the dial of the telephone. Think of it the next time your phone rings. —30—



Crossbar switch for 100 lines does the actual work shown in diagram on page 96. Contact is made by automatic tilting of horizontal and vertical bars. This is the basic unit of elaborate switch systems capable of choosing among alternate routes.

MANY HI-FI ENTHUSIASTS are being robbed of the full richness of sound their systems are capable of putting out. The thief is nowhere in the system and not part of any of the components. It is the listening room itself! A double-headed monster, this audio criminal blasts you with noises from the outside and—at the same time—plays havoc with reverberation effects, resonances, standing waves, and generally poor acoustics within the room. Here's how to lay low this annoying thief and keep his noise from getting in, as well as to prevent his "inside job" from ever reaching dangerous proportions.

Generally speaking, the outside noise requires prevention and insulation, and the inside job involves absorption and dispersion. These terms may sound formidable, but you don't have to be an architect or an acoustic engineer to come out ahead.

The Noise Menace. Sources of outside noise include traffic, children playing, nearby building construction, and—horrors—the neighbors' hi-fi systems. Also, noises from other parts of the house find their



How "Hi-Fi" Is Your Living Room?

way into the living room. Among these could be the sounds of conversation in different rooms, the refrigerator and other appliances, bathroom fixtures, players in the basement recreation room, radios and TV sets, footsteps, etc.

No music will sound its best in a noisy room. In the first place, extraneous sounds will obviously distract the listener. Also, the higher the noise level, the more it covers up or masks the music. An interesting and sometimes overlooked effect of such masking is that it narrows the range of tones or frequencies that can be heard. The curves in the chart on page 102 clearly show that the ear hears the middle frequencies much better than the highs and lows. This effect is less pronounced at the higher listening levels. For example, the ear sensitivity curve for 50 decibels intersects the 45-db room noise level at 300 cycles and at approximately 6000 cycles. These two points then determine the tonal range that the average listener will be able to hear at this room noise level, although his hi-fi gear was designed for a much wider range.


The curves also show that if the room noise is reduced to 40 db the hearable tonal range is broadened, becoming approximately 190 to 7000 cycles. Still not hi-fi, but we are on the way! If the room noise is reduced another 5 db, to 35 db, which may

By **EUGENE F. CORIELL**
Lt. Col., USAF

The listening room is one component whose fitness for hi-fi is up to you—here's what to do for best results

take some doing, the 50-db curve shows a much wider hearable range—really taking us into the hi-fi region. If the room noise level can't be squeezed down that last 5 db, don't despair. The curves show that increasing the listening level from 50 db to 60 db results in similarly large improvement. More on this later. Another point: low noise levels make it easier to hear the softer musical passages.

Reducing the Level. The first step in reducing the noise level is to prevent or reduce some of these outside sounds. Radios and TV sets can be operated at somewhat less volume. Loud conversation in adjacent rooms can be discouraged, although the attempt to do so may itself prove discouraging. Noisy appliances like refrigerators and washers can sometimes be quieted by repairs or by placing them on isolated mountings or on a sheet of rub-



Very "live" room (left) has little or no sound-absorbing materials on walls, floor, or window. Exposed surfaces combine with polished wood of furniture, glass over hanging picture, and general bareness to create room with long reverberation time. This room is too live; bounce, boom, and random echoes distort what is heard in it.

ber—or even on a piece of carpet. Noisy plumbing can be equipped with a quieter type of mechanism, and pipes—if accessible—can be wrapped with insulating material.


Noises transmitted through piping can often be reduced by inserting a piece of flexible rubber tubing in the pipe near the noise source. Footsteps from upstairs or adjacent rooms can be softened by carpeting, preferably with a pad underneath. Door-slams can be prevented by door-checks, and a gasket of weatherstripping on the door jambs will reduce noise leakage around the door.

Residence doors sometimes have a large crack at the bottom which can be closed to some extent by fastening a heavy piece of felt near the bottom of the door. If you want to be really professional about this, let a carpenter install a "drop-seal." This is a spring-loaded length of felt which is

mortised into the bottom edge of the door so that it is flush with the edge when the door is open. Closing the door triggers the felt down against the floor.

Doors with thin panels can be made to transmit less sound by building them up with sound-absorbing tiles or sheets faced with plywood. Sound-absorbing tiles on the ceilings and sometimes on the walls of noisy adjacent rooms reduce the sound level in those rooms and thereby lessen the amount of noise available for leakage into the music room. These steps are not as extensive or expensive as the techniques used in broadcasting studios—but they can help a great deal.

Tackling Outside Noises. Shrubbery and trees around the house offer considerable protection against street noises, as does a high and tight board fence. Support of local noise campaigns will also



Room at top of page has been treated to eliminate some of the unwanted bounce that could make the best loudspeaker sound like a foghorn. Small drapery adorns window, the floor boasts a medium-sized carpet, and an upholstered chair has been placed for comfort as well as good acoustics. Room is still a bit "live."


help. These measures are probably all that can be done to reduce the effect of outdoor noises in summer when the windows are open. However, when the windows are closed in winter, weatherstripping will reduce noise leakage around window frames. Double-paned windows, such as sealed "Thermopane," storm windows and storm doors also help. Details on noise reduction in residences are contained in a very clear and interesting booklet entitled "Home Noise And What To Do About It"—available free from the National Noise Abatement Council, 36 West 46th St., New York 36, N. Y.

"Live" and "Dead" Rooms. The second acoustic problem facing the home music listener is the control of sound he *wants* to hear in the listening room—that is, the speaker output. One element of such con-

too dead, a few suitably decorated plywood panels distributed around the room by trial is an inexpensive remedy. Of course, you could take up the rug and expose the relatively non-absorbent floor, or chase your friends and family members out (they might be surprised to learn that they are absorptive, acoustically), but it is probably simpler to use the plywood. Sometimes, drawing back the drapes or repositioning a piece of furniture can tip the subtle balance from too dead to just live enough.

If the room is too live, one solution is to install acoustic tiles on the ceiling, and sometimes on a portion of the walls. Typical tiles of the perforated and fissured types are shown in the photo on page 103. These are highly porous and absorb sound by permitting the sound waves to vibrate the fibers of the material. The frictional

Same room is now fairly well damped. Note the full drapes on the windows, the wall-to-wall carpeting, the abundance of upholstered furniture with some cushions included for good measure. Rows of books also help absorb unwanted reverberation. These effective steps can be taken without practically rebuilding the house itself.

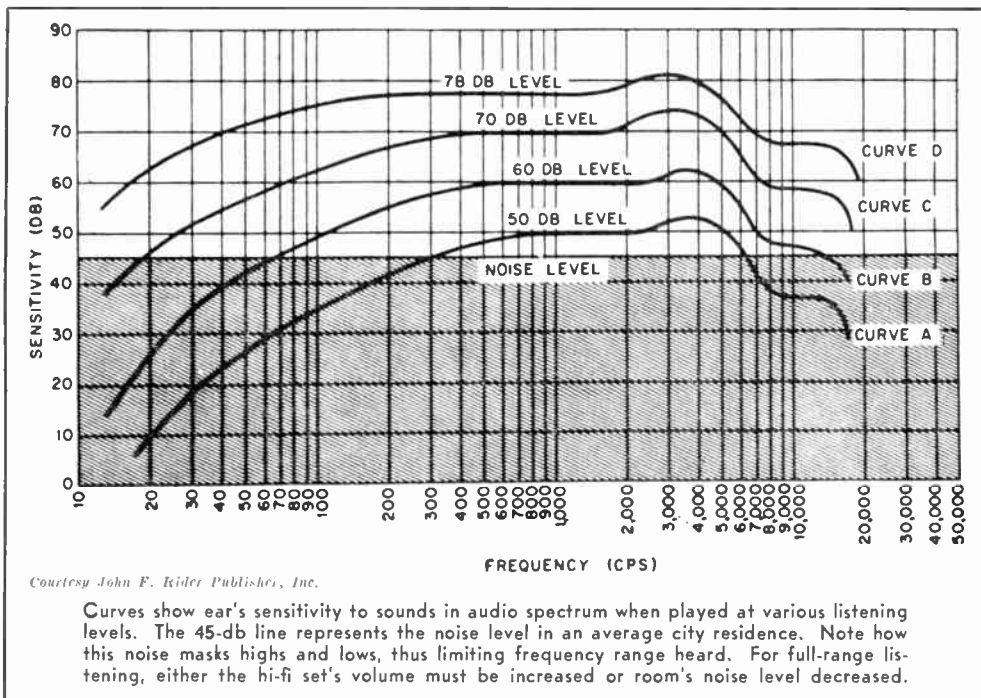


trol is *absorption*. Some rooms are more "live" than others. In such rooms, sound tends to linger. In doing so, it alters the quality of succeeding sounds. An extreme example of excessive liveness is the shower stall where the highly non-absorptive wall tiles bounce the sound around and around before it finally dies away. This phenomenon, known as "long reverberation time," explains the highly unnatural effects achieved by the bathroom baritone. On the other hand, a room may be so highly absorptive or "dead" that speech and music sound dull and lifeless.

Most rooms are somewhere between totally "dead" and "live," having some absorptive qualities. Carpets, upholstered furniture, drapes, and even people, absorb sound. Just how live the music room should be is, to some extent, a matter of personal preference. If the room is already

resistance of the fibers to vibration transforms the sound energy into heat. These tiles are available in a variety of styles and colors and may be cemented to the existing ceiling or wall, or may be nailed to a light wooden framework of furring strips applied to the original surface. Such work is often within the capabilities of the do-it-yourself fan, in which case the only costs involved are those of the tiles and furring material—which are relatively inexpensive. Another way of reducing room liveness when the finished appearance is not too important—possibly in a basement rumpus room—is to cover some of the ceiling and wall surfaces with egg-crate separators.

Probably the most generally accepted way to sound-treat a room in the home is to add carpets (preferably with pads underneath) and drapes, the latter having the advantage that they can be tried experi-



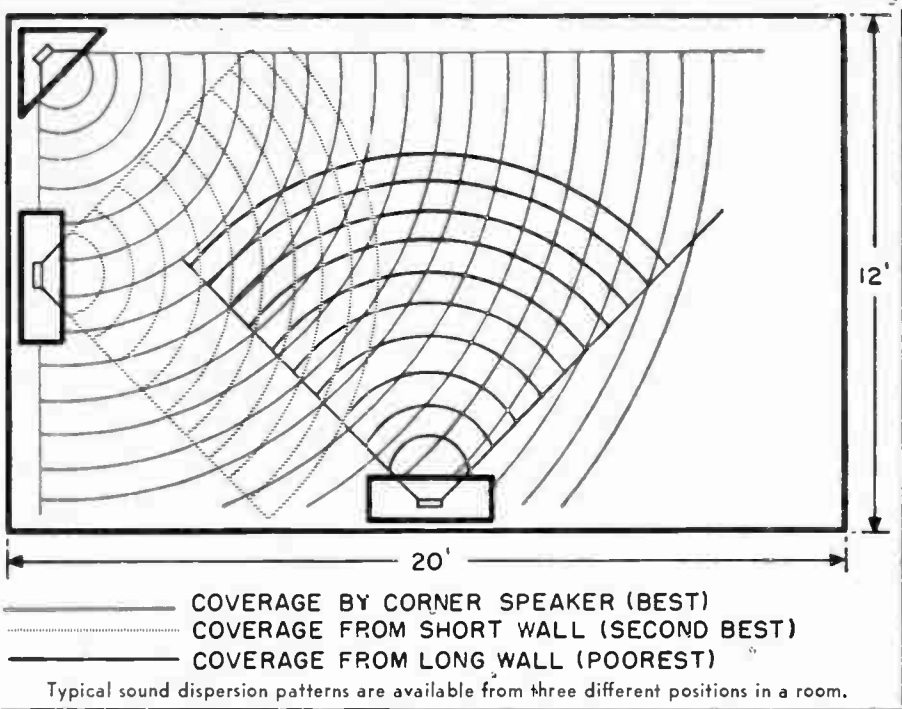
mentally in small increments. Drapes and curtains have better absorption at the lower frequencies—which may be desirable to reduce bass boom—when they are hung some distance away from the walls. This distance can be determined by trial and is generally between six and twelve inches. Adding a lining to the drapes increases their effectiveness. For the reader who desires to go into the subject in greater detail, a twenty-five cent pamphlet entitled "Theory and Use of Architectural Acoustical Material" is available from the Acoustical Material Association, 205 West Monroe St., Chicago, Ill.

Remember: a room treated with acoustic tile or other similar material absorbs an appreciable amount of the loudspeaker output. It is therefore possible to operate the speaker at somewhat higher levels without serious annoyance to others outside the music room. This provides greatly improved tonal quality, if the room has not been made too dead. The ear-sensitivity chart shows that we hear much more of the lower and higher frequencies at the 60-db playing or listening level than at the 50-db level. Note that the 60-db curve intersects the 45-db noise level at 65 cycles and 13,000 cycles approximately. Compare it with the 300 to 6000 cycle range hearable at the 50-db playing level. This is one reason why the audiophile turns up the gain on his rig—he cannot hear the deep bass and high treble at low

volume settings. The trick is to strike a compromise between the demands of wide-range reproduction and what the neighbors will stand—with somewhere around 75 to 80 db being a good level if you can get away with it.

Dispersion of Sound. Another factor in the control of speaker sound in the listening room is *dispersion*. When sound strikes a wall, some of it is absorbed by the wall, some is transmitted through the wall, and some is reflected from the wall. Even highly absorbent materials reflect sound. When a tone persists in a room due to repeated and sustained reflections between parallel surfaces, we have a lasting tone which is superimposed on succeeding tones, resulting in very unpleasant listening. For this reason, broadcasting studios are often built with no two walls parallel.

Another effect of parallel walls is the presence of live and dead spots—areas where the music sounds unusually loud or soft. This is due to the fact that loudspeaker sound arrives at any point in the room in two ways: from the speaker itself (direct sound), and from reflections of the direct sound bouncing off the walls, ceiling and floor. When the reflected sound arrives in phase with the direct sound, the two reinforce each other. When out of phase, they tend to cancel. The results are live and dead spots respectively. Such effects occur more often in rooms having




smooth parallel walls because such construction provides relatively few reflection paths, resulting in poor dispersion.

The ideal listening room would have no two surfaces parallel. Also, it would have many irregularities on those surfaces to provide as many random reflection paths as possible, thereby facilitating uniform sound distribution. The hi-fi fan can hardly be expected to throw his living room walls out of square, although some hardy enthusiasts may have done so. But there are some things he can do to achieve good dispersion. He can try relocating the loud-

speaker, thereby changing the reflection paths (see diagram above).

If standing waves persist, hang mirrors and pictures, angled downward at the top, sports and hunting trophies and other items having irregular surfaces. You are limited here only by your imagination—or by what the lady of the house will accept. In any case, it might pay to check room acoustics before blaming your hi-fi rig for poor performance. Component manufacturers have—in most cases—licked their problems. Your room acoustics are strictly up to you.

Two materials widely used for "deadening" a room. Left, perforated acoustic tile. This type may be nailed or stapled to nailing strips in wall. Thicker variety may be cemented to existing surfaces. Right, a square of "fissured mineral" acoustic tile. This type, non-combustible, is generally cemented to existing surfaces.



build your own

HEATHKIT



... and have fun doing it!

Circuit boards cut assembly time in half

1% resistors insure instrument accuracy.

High impedance and high sensitivity.

Attractive styling—functional design.



MODEL V-7A

\$24⁵⁰

SHIPPING WT. 7 LBS.

Every Heathkit comes complete with detailed step-by-step instructions and large pictorial diagrams that insure successful construction—even for the beginner. Enjoy both the satisfaction and the economy of "building it yourself."

etched circuit vacuum tube

voltmeter kit

In addition to measuring AC (rms), DC, and resistance, the modern-design V-7A incorporates facilities for peak-to-peak measurements. These are essential in FM and television servicing.

AC (rms) and DC voltage ranges are 1.5, 5, 15, 50, 150, 500, and 1500. Peak-to-peak AC voltage ranges are 4, 14, 40, 140, 400, 1400, at 4,000. Ohmmeter ranges are X1, X10, X100, X1000, X10K, X100K, and X 1 megohm. A db scale is also provided. Polarity reversing switch provided for DC measurements, and zero center operation is within range of the front panel

controls. Employs a 200 microampere meter for indication. Input impedance is 11 megohms.

Etched metal, pre-wired circuit boards insure fast, easy assembly and result in reliable operation. Circuit board is 50% thicker for more rugged physical construction. 1% precision resistors used for utmost accuracy.

Heathkit

HANDITESTER KIT



MODEL M-1
\$14⁵⁰

Shpg. Wt. 3 lbs.

The Model M-1 measures AC or DC voltage at 0-10, 30, 300, 1000, and 5000 volts. Measures direct current at 0-10 ma and 0-100 ma. Provides ohmmeter ranges of 0-3000 (30 ohm center scale) and 0-300,000 ohms (3000 ohms center scale). Features a 400 microampere meter for sensitivity of 1000 ohms per volt. Handy and portable. Will fit in your coat pocket, tool box, glove compartment, or desk drawer.

Heathkit VOM KIT

20,000 ohms/v. DC and 5,000 ohms/v. AC sensitivity. Ranges (AC and DC) are 0-1.5, 5, 50, 150, 500, 1500, and 5000 v. Direct current ranges are 0-150 ua, 15 ma, 150 ma, 500 ma, and 15 a. Resistance ranges provide center-scale readings of 15, 1500 and 150,000 ohms. DB ranges cover -10 db to ±65 db.

Features 4½" 50 ua meter and 1% precision resistors.




MODEL MM-1

\$29⁵⁰ Shpg. Wt. 6 Lbs.

HEATH COMPANY A Subsidiary of Daystrom, Inc.
BENTON HARBOR 5, MICHIGAN

Heathkit 3" oscilloscope kit

ETCHED CIRCUIT



MODEL
OL-1

\$29⁵⁰ Shpg. Wt.
14 Lbs.

This compact little oscilloscope is just the ticket for use in the ham shack or home workshop. Measures only 9½" H. x 6½" W. x 11¼" D. Weighs only 11 pounds.

Employing etched metal circuit boards, the Model OL-1 features vertical response with in ±3 db from 2 cps to 200 kc. Vertical sensitivity is 0.25 volts rms per inch, peak-to-peak, and sweep generator operates from 20 cps to 100,000 cps. Provision for direct RF connection to deflection plates. Incorporates many features not expected at this price level. The 8-tube circuit features a type 3GP1 cathode ray tube.

Push-pull vertical and horizontal amplifiers.

Light weight and small size for portability.

Good sensitivity and broad frequency response.

Etched metal circuit boards for simplified assembly.

Attractive panel and case styling.



Cathode-follower output for isolation.

No oscillator calibration required.

Covers 160 kc to 220 mc (including harmonics).



Heathkit

signal generator kit

This signal generator covers 160 kc to 110 mc on fundamentals in 5 bands. Calibrated harmonics extend its usefulness up to 220 mc. The output signal is modulated at 400 cps, and the RF output is in excess of 100,000 microvolts. Output controlled by both a continuously variable and a fixed step attenuator. Audio output may be obtained for amplifier testing.

MODEL
SG-8

\$19⁵⁰

Shpg. Wt.
8 Lbs.

obtained for amplifier testing.

This is one of the biggest signal generator bargains available today. The tried and proven Model SG-8 offers all of the outstanding features required for a basic service instrument or for use in experimenting in the home workshop. High quality components and outstanding performance. Easy to build, and no calibration required for ordinary use.

Heathkit grid dip meter kit

This extremely valuable instrument is a convenient signal source for determining the frequency of other signals by the comparison method. Range is from 2 mc to 250 mc. Uses 500 ua meter for indication, and is provided with a sensitivity control and headphone jack. Includes prewound coils and rack. For hams, experimenters, and servicemen.



MODEL GD-1B

\$19⁵⁰

Shpg. Wt. 4 Lbs.

Heathkit ANTENNA impedance meter kit

Used in conjunction with a signal source, the Model AM-1 will enable you to measure RF impedance. Valuable in line matching, adjustment of beam and mobile antennas, etc. Will double as a phone monitor or relative field strength indicator. A 100 micro-ampere meter is employed. Covers the impedance range from 0 to 600 ohms. An instrument of many uses for the amateur. Easily pays for itself through the jobs it will perform.



MODEL
AM-1

\$14⁵⁰ Shpg. Wt.
2 Lbs.

HEATH COMPANY A SUBSIDIARY OF DAYSTROM, INC.

BENTON HARBOR 5, MICHIGAN



Heathkit vfo KIT

- ☆ 6AU6 electron-coupled oscillator.
- ☆ 0A2 voltage regulator tube for stability.
- ☆ Smooth-acting illuminated dial.
- ☆ Easy to build and attractively styled.

Extra features include copper-plated chassis, ceramic coil forms, extensive shielding, etc. High quality parts!

MODEL VF-1 **\$19.50**
Shpg. Wt. 7 Lbs.

This variable frequency oscillator covers 160-80-40-15-11 and 10 meters with three basic oscillator frequencies. RF output is better than 10 volts average on fundamentals. Enjoy the convenience and flexibility of VFO operation at no more than the price of crystals. May be powered from a socket on the Heathkit Model AT-1 transmitter, or supplied with power from most transmitters.

Features illuminated and pre-calibrated dial scale. Cable and plug provided to fit crystal socket of any modern transmitter.



Heathkit CW amateur transmitter kit

This CW transmitter is complete with its own power supply and covers 80, 40, 20, 15, 11, and 10 meters. Incorporates such outstanding features as key-click filter, line filter, copper plated chassis, pre-wound coils, and high quality components. Employs a 6AG7 oscillator, 6L6 final amplifier. Operates up to 30 watts plate power input.

Single-knob band-switching for 80, 40, 20, 15, 11 and 10 meters.
Plate power input 25-30 watts.

Panel meter monitors final grid or plate current.
Best dollar-per-watt buy on the market.

SPECIFICATIONS:


RF Amplifier Power Input . . . 25-30 watts
Output Connection 52 ohms
Band Coverage 80, 40, 20, 15, 11, 10 Meters

Tube Complement:
5U4G Rectifier
6AG7 Oscillator-Multiplier
6L6 Amplifier-Daubler

MODEL AT-1

\$29.50

Shpg. Wt. 15 Lbs.





Slide-rule dial-electrical band-spread-ham bands marked.

Slug-tuned coils and efficient IF transformers for good sensitivity and selectivity.

Transformer-operated power supply for safety and high efficiency.

Heathkit COMMUNICATIONS TYPE all band receiver kit



\$27.95 MODEL AR-3
Shpg. Wt. 12 Lbs.

CABINET: Fabric-covered cabinet available. Includes aluminum panel, speaker grille, and protective rubber feet. Measures 12-1/4" W. x 6-3/4" H. x 7-3/4" D. No. 91-15. Shpg. Wt. 6 Lbs. \$4.50.

The Model AR-3 covers from 550 kc to 30 mc on 4 bands. Covers foreign broadcast, radio hams, and other interesting short wave signals.

Features good sensitivity and selectivity. Separate RF and AF gain controls—noise limiter—AGC—VFO, headphone jack—5 1/2" PM speaker and illuminated tuning dial.

SPECIFICATIONS:

Frequency Range . . . 550 kc to 30 mc on four bands

Tube Complement . . . 1—12BE6 oscillator and mixer

1—12BA6 IF amplifier

1—12AV6 second detector, AVC, first audio amplifier and reflex BFO

1—12A6 beam power output


1—5Y3 full wave rectifier

HEATH COMPANY A SUBSIDIARY OF DAYSTROM, INC.
BENTON HARBOR 5, MICHIGAN

TIPS and TECHNIQUES

HACKSAW FITS 1/4-INCH DRILL


A hacksaw attachment for a 1/4-inch drill, as shown, speeds up cutting of wood, light metal, angle-iron and the like. While the drill



shown is attached to a stand, the saw may be held with one hand and the drill handle with the other, making the stand unnecessary. The saw shown has a 2 to 1 reduction drive, and uses short regular blades. —H.L.

MOUNTING MINIATURE TUBE SOCKETS

Miniature tube sockets may be mounted neatly and easily in chassis holes cut for larger tube sockets by the method shown in the photo. The socket is mounted on one of the Bakelite or metal wafers furnished with



can-type electrolytic capacitors. This, in turn, is mounted over—or under—the chassis hole. It will be necessary to drill two small holes in

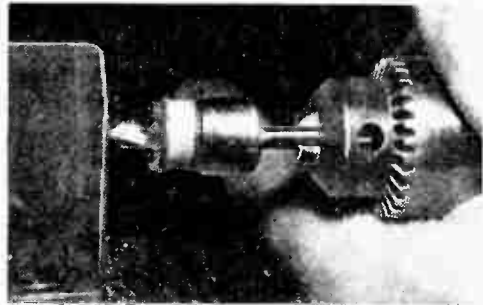
the wafer to accept the screws that hold the miniature socket. Also, the center hole in the wafer may have to be enlarged slightly to accept the socket body. —F.H.T.

REMOVING WIRE INSULATION

A quick and easy way to get the insulation off the end of fine enameled wire so that it can be tinned and soldered is to heat the end of the wire first. Do this by dipping it in a solder pot or holding it in the flame of a match for a few moments. The heat burns the insulation and the charred residue will practically fall off when you scrape it gently with a knife blade or rub it lightly a few times with a small piece of fine sandpaper. Many present-day insulations are so tough that they are almost impossible to remove in any other way. —F.H.T.

BRUSH CLEANS WHILE DRILLING

A standard wire brush attached to a drill will clean shavings while the hole is being made. The one shown in the photo was developed at the Martin plant in Baltimore for removing aluminum cladding from duralumin. This permits positive electrical connections to



be made to aircraft structures. If a suitable wire brush is handy, it will prove a good dodge for most drilling.

—Courtesy, The Glenn L. Martin Co.

HOLE-DRILLING STUNT


It is always a good idea to center-punch the point where a hole is to be drilled in a chassis. If a center-punch isn't available, however, the hole can be drilled almost as accurately by sticking a piece of ordinary surgical adhesive tape, or friction tape, over the spot where the hole is to be drilled. Then mark the location of the hole on the tape with a lead pencil. The tape will help keep the drill point from wandering until it has started into the metal. Use the smallest drill you have as the starting drill, and then successively larger ones until the desired diameter is obtained. —F.H.T.

BETTER CARRIER-CURRENT OPERATION

Anyone who builds or purchases a carrier-current relay or intercom—that is, any unit which uses the a.c. power line to transport control or voice signals on an r.f. carrier—may find that the units will not work properly if there is a nearby r.f. bypass capacitor connected either across the a.c. line or from the "hot" side of the a.c. line to ground. Such bypass capacitors can be found in short-wave

EVERYBODY'S SHOOTING COLOR!

NEW—the world's first Annual devoted exclusively to color photography—including the largest collection of color photographs ever published in a single issue! Features work by such masters as: Basch, Eisenstaedt, Elisofon, Feingersh, Halsman, Karsh, Penn, Peskin, Rawlings, Weegee...



**WATCH FOR THIS
172-PAGE COLOR
PHOTOGRAPHY ANNUAL**

**NOW
ON SALE!**

At All Newsstands
and Camera Stores

PLUS—

- Tips on Using Color Creatively
- Cameras for Color
- Color Films
- Color Exposure Outdoors
- Color Exposure Indoors
- Color Filters
- Home Movies in Color
- 25 Ways to Improve Your Slide Shows



AND—

"The Future of Color"
—a symposium by experts

INDUSTRIAL ELECTRONIC— AUTOMATION TECHNICIANS Desperately Needed!



Never in history has there been such a tremendous demand for Electronic technicians at the servicing, maintenance and assistant Engineering level, in all fields of electronics. Industries, Businesses, large and small are turning to Electronically controlled machinery... **AUTOMATION!**

Whether it's a Robot airplane, an automobile plant with an integrated line of machines, a Sensing Device, Computing System or Communications—each re-

quire electric power applied through automatically controlled processes. This means there are positions open at all levels and phases for Electronic Technicians.

- **TOP PAY**
- **UNLIMITED OPPORTUNITY**
- **SECURE FUTURE**

Bailey electronic students learn Industrial Television on specially designed equipment such as this panelboard, which is a multiple camera and screen control. The Bailey Electronic course includes an outstanding comprehensive program in radio and TV receiver servicing.

Let us send you FREE, without obligation, complete details of our Resident Electronic Training Program—originated by Bailey Schools—acclaimed by Electronic Engineers. See how you save time as you learn-by-doing with intensive laboratory work on the most recently developed Electronic equipment, plus classroom required physics, mathematics, etc.

We help you find part time work while in our school—help place you with America's leading companies after graduation. Act now—mail coupon today!

VETERAN APPROVED

Bailey Technical Schools
1626 S. Grand • St. Louis 4, Mo.

MAIL TODAY

Please mail immediately this free booklet without obligation.

FREE BOOKLET →

Name _____

Address _____


City _____ State _____



and communications receivers, where they serve to keep line noises from entering the set. And almost all noise filters in general use similar capacitors. Unplugging such filters and any short-wave or communications receiver from the line will often make a carrier-current device perform as it should. —F.H.T.

ICE-CUBE TRAYS HOLD PARTS

Tired of chasing small parts all over the workbench and floor? Try keeping them in an ice-cube tray. Surplus ice-cube trays, made of lightweight metal, make very suitable containers for resistors, capacitors, washers, lugs, and miscellaneous small hardware. The tray shown in the photo has 28 small sections and will fit in most service kits or carrying cases. Larger parts may be stored in this manner too, by enlarging the sections in the tray. This can be done by bending back and shearing off the metal dividers, as needed. —H.L.



REMOVING METAL FILINGS

Fine metal filings on the workbench can be mighty annoying. Difficult to remove by casual brushing, they can find their way into variable capacitors, causing noise and shorts. Several of these tiny metallic pieces in a loudspeaker can cause noise and distortion. In a wired chassis, they may result in intermittent shorts. Once lodged in your skin, they can be painful for days.

To eliminate this menace, and do a thorough cleaning job on your workbench, first brush off the heavier filings and scraps of metal. Then, wrap a number of turns of Scotch tape around your hand, *sticky side out*. Use this as a "pickup" pad to rub and pat the



top of the bench—you'll find that even the smallest filings will adhere to the tape's sticky surface.

This technique works well with all types of metal filings, whether aluminum, brass, or

iron. If the filings happen to be all iron, you can use a small magnet to pick them up. But again, first wrap the magnet with the Scotch tape, and you'll find it a lot easier to clean after the filings are picked up. —L.E.G.

CURING REGENERATIVE HUM

Hum may develop in a regenerative receiver, preselector, or i.f. amplifier operating from an otherwise well-filtered a.c. power supply. This hum can often be eliminated or reduced by moving the supply further away from the receiver. In other cases, it may be cured by connecting a 47- or 100- μfd . capacitor from each plate of the rectifier tube to the cathode or to chassis ground. Frequently, a single capacitor connected from plate to plate of the rectifier tube will work equally well.

A selenium rectifier will sometimes cause hum or create "hash" in a sensitive circuit. This condition can often be cured by connecting a 100- μfd . capacitor across the rectifier terminals or from the transformer-connected terminal to chassis ground. —F.H.T.

PROTECTING DIAGRAMS

Schematic diagrams, charts, and other printed material may be protected from dirt and smudges by coating them with acrylic



plastic. What's more, once coated, the papers will lie flat and will have more "body" due to the extra thickness of the coating.


For best results, follow this technique, using the type of plastic that comes in a pressurized spray can. Tack the diagram to a smooth, flat surface. Spray on two thin coats, with the can held well back from the paper (about 12" to 18"). The plastic will be almost dry when it hits the sheet, and will seal the pores of the paper without soaking it. Allow the sheet to dry thoroughly and then apply a second, heavier coat with the can held closer to the paper (10" to 12"). Allow to dry, and coat the reverse side. —L.E.G.

CLIP HOLDS COILED POWER CORD

When coiling up a power cord, you generally have to twist its end and insert it between the turns of the cord so that it won't hang loose. Save time and do a neater job by making and using the little metal clip shown in the photo. You simply snap the clip onto the cord near its plug-end. Then, when you coil up the cord, slip the plug-end onto one of the turns of the coil.

The clip is a piece of springy metal about

$\frac{1}{2}$ " wide, and about 2" long. It has been bent in the shape of a "U" and has two bulges in it to accept the cord. This one was made by removing the U-shaped metal spring from a dime-store plastic clothespin of the snap type. The two bulges were formed by inserting a



$\frac{1}{4}$ "-diameter metal rod and pressing with long-nosed pliers against the spring. The two ends of the clip were bent outwards a little, and the sharp edges of the metal were smoothed off to prevent damage to the insulation on the cord.

—A.T.

STORED METERS SHOULD BE DAMPED


Meters are often stored in a drawer or a cardboard carton. Such a storage method may seem safe; yet every time the drawer or carton is moved, the meter needles tend to swing back against its stops and may be bent or even damaged.

A good precaution against such injury is to connect a jumper wire securely across the terminals of all stored meters. When this is done, any movement of the needle will cause a small current to be generated in the meter's coil. The direction of the current flow will be such as to oppose any further movement of the needle. This process, which is called "damping," serves as an electromechanical shock absorber.

—F.H.T.

QUICKLY MADE BINDING POSTS

Want to make quick wire connections to phone tip jacks? One easy way is to mount the tip jacks as shown in the photo. This



method allows the tip jacks to be used as binding posts without interfering with the insertion of the phone tips.

—A.T.

July, 1956

LEARN basic electricity electronics

THE EASY "PICTURE BOOK" WAY!



Just Released: The fabulous
ILLUSTRATED Training Course
now used by the U. S. Navy!

You Learn by Pictures!

Over 25,000 Navy trainees have already learned Basic Electricity and Basic Electronics this easy, "Picture Book" way! Now, for the first time, YOU can master the basics of Electricity and Electronics with this same "Learn-by-Pictures" training course! Over 1,700 simple, easy-to-understand drawings explain every section—these "teaching" pictures actually make up more than half the entire course! No other Basic Electricity or Basic Electronics course in America uses this revolutionary illustrative technique! You learn faster and easier than you'd dream possible!

A Complete Idea on Every Page

Here's how this easy, illustrated course works: *every page* covers one complete idea! There's *at least* one big illustration on that same page to explain it! What's more, an imaginary instructor stands figuratively at your elbow, doing "demonstrations" that make it even *easier* for you to understand. Then, at the end of every section, you'll find *review pages* that highlight the important topics you've just covered. You build a thorough, step-by-step knowledge at your own pace—*at last*—as you yourself want to go!

Everyday English—A Course Anyone Can Understand

Sponsored by the Navy to train our trained technicians in record time, this modern course presents Basic Electricity and Basic Electronics in a simple way that *everyone* can grasp—*regardless of previous education!* Every phase is made *instantly* clear—*explained* in plain, down-to-earth English—with *hundreds* of easy-to-understand illustrations to help you!

10 Complete Volumes

Volumes 1 and 2 of "Basic Electricity" cover DC components and circuits; Volumes 3 and 4 cover AC components and circuits; Volume 5 covers AC and DC motors and machinery; Volume 1 of "Basic Electronics" covers Diodes and Power Supplies; Vols. 2 and 3 cover Amplifiers and Oscillators; Vols. 4 and 5 cover Transmitters and Receivers.

Home Study Without Correspondence

This course is so *different*, so *simple*—there's *no need* for the usual letter writing, question and answer correspondence! Learn at home—at your own pace!

10 Day Examination—Money Back Guarantee

Send today for these exciting new training courses—*you risk nothing!* When you receive the volumes, examine them in your own home for 10 full days. If, at the end of that time, you're not completely satisfied, simply return the books to us and we'll gladly *refund your full purchase price!* Total cost for either 5-volume course is only \$9.00! In Canada, prices approximately 5% higher.

ORDER TODAY!

These books are sold by electronics parts jobbers and book stores. If YOUR dealer doesn't have these books, mail this coupon to!

JOHN F. RIDER PUBLISHER, INC.
480 Canal Street, N. Y. C.

I have enclosed \$ Please send me
 5-vol. Basic Electricity set @ \$9.00 set
 5-vol. Basic Electronics set @ \$9.00 set
 Both sets. I understand I may return the books in 10 days, and receive a complete refund or the full purchase price if I am not satisfied.
 Add state or city sales tax where applicable.

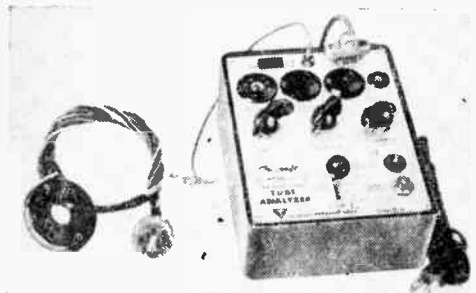
Name
 Address
 City & State P-7A

TOOLS and GADGETS



TUBE ANALYZER

Compact and rugged, the Model 200 tube analyzer is said to test tubes better, faster and more thoroughly than instruments costing many times more. It will check all standard octal, loktal 7- and 9-pin miniature tubes for




emission gas, shorts, opens, microphonics and filament continuity.

Each element is tested independently with the Model 200. And no circuit changes are necessary to check new tubes as they are developed. Price, \$32.95. (*Tricraft Products Corp.*, 1535 N. Ashland, Chicago 22, Ill.)

PILOT LIGHTS WITH SPADE TERMINALS

A series of indicator lights which accommodate bayonet-type miniature lamps is now available from the Dialight Corporation with spade terminals. These terminals are the matching male parts for the convenient "quick connect" type-of wire terminals. The connection is positive, with triple spring action.

Mounting in an 11/16" clearance hole, this series offers a complete range of choice of

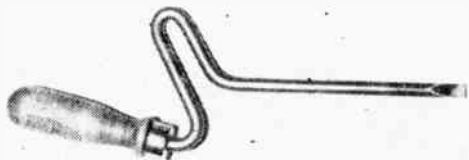


screw and friction lens caps with lenses of varied shapes and colors. The T-3/4 incandescent bulbs which are used may be had in 2- to 55-volt ratings. For commercial voltages, an NE-51 neon lamp can be employed. (*Dialight Corp.*, 60 Stewart Ave., Brooklyn 37, N. Y.)

FAST-ACTION SCREWDRIVER

Featuring a swivel handle and a unique U-bend in the shaft, "Tru-driver" is a new-

type, fast-action screwdriver which can be manipulated with a mere twist of the wrist. It is claimed to be ideal for the small assembly line. Jobs that are especially time-con-




suming can be done up to five times as fast as with the conventional screwdriver.

"Tru-driver" is available for either slot or recessed head screws. It has a guaranteed no-slip tip that grips the screw while you turn, lets go when you stop. (*Mayville Manufacturing Company*, Mayville, N. Y.)

ALL-PURPOSE SAW TABLE

Offered as a companion to the Wen Model 505 power saw, the Model 5-T-1 saw table is made of heavy-gauge steel. It comes with a good-quality protractor for measuring and marking angles which can also be used as a T-square. Saw and table are said to be ideal for ripping, angle cutting, squaring cuts, circle cutting, and making tongue and groove joints.

Furnished with the table and its jointer and circle attachments are five straight-shank blades. In operation, the teeth face toward the heel of the bottom plate—just the reverse of their position when the saw is used as a hand tool. There are anchor holes in the base



of the table if you should want to attach it to a workbench. Retail price, \$12.50. (*Wen Products, Inc.*, 5804 Northwest Highway, Chicago 31, Ill.)

RUST-PREVENTIVE SPRAY

"Rust Chek" is intended for use on tools, molds, dies, instruments, nested metal parts and machinery. Packaged in a 12-ounce aerosol spray container, a can provides approximately 80 square feet of coverage in the form of a clear, dry, waxy film to a thickness of .0005".

Except in the case of precision instruments where critical tolerances are to be held, the film need not be removed when the protected tool is taken from storage and readied for

use. It works off in the using. In some cases, the film can serve as a lubricant. (Eastern Aerosol Products, Newfoundland, N. J.)

"POWER PORTER"

With a series of "Lectric Power Porters," a semi-permanent low-cost wiring system can be set up to handle all workshop needs. The "Porter" is made of U L-approved 8' heavy-duty extension cord equipped with a two-way safety control switch and sturdy twin block outlet with mounting hole that can be easily attached anywhere. The special switch is so designed that

one outlet remains hot while the other can be switched on and off as required. Price of one unit is \$3.50, postpaid. (Unilectric, Inc., Milwaukee, Wis.)


POWER SUPPLY FOR MOBILE EQUIPMENT

An inexpensive 6/12 volt d.c. power supply has been designed to replace batteries in servicing LPI, low-power input, 10-watt mobile communications equipment. Less than half a cubic foot in size, the Model "H" has a dual range of 6 and 12 volts d.c. output from an a.c. line source. It provides excellent regulation for handling instantaneous current requirements from standby to transmission, and eliminates the inconveniences of recharging, acid spillage and deterioration of batteries. Net price, \$66.00. (Electro Products Laboratories, 4500 N. Ravenswood Ave., Chicago 40, Ill.)

TWO-SET TV COUPLER

The Telco "2-Set TV Coupler" makes it easier and more convenient to operate a pair of television sets from a single antenna. Appropriate for both u.h.f. and v.h.f., it is extremely compact and can be installed anywhere.

Impedance match for each set is maintained with a minimum of interference or insertion loss, and both sets retain their usual video frequency characteristics. List price, \$2.75. (Television Hardware Mfg. Co., division of General Cement Mfg. Co., 919 Taylor Ave., Rockford, Ill.)




MIDGET SOLDERING IRON

In spite of its midget size (over-all length is just 7½"), the new Wall "pencil" soldering

July, 1956

Write Now for Our New Bonus Catalogs

NEW "TABLITE" ELECTRONIC FLASH KITS AC & Battery Operation Inbuilt All in One Camera Case



Flash now by cost in voltage SUPER CIRCUIT constant bright light output; light duration 1/4000 sec'd; color K&M; cost per flash less than 3¢. 1000 to 2000 flashes per set of batteries. All kits with inbuilt AC pack. Kits less batteries. Easy to follow instructions.

MODEL 400V, 60 WATT Sec'd, color 75+; B&W 225+. @ \$29.95
Recycles 2 sec'ds, less than 4 lbs.
MODEL 600V, 120 WATT Sec'd, color 100+; B&W 300+. @ \$44.95
Recycles 5 sec'ds, less than 5 lbs. @ \$10
120V 2240 VOLT BATTERIES @ \$21.95
KITS ASSEMBLED, Additional @ \$10

INFRARED SNOOPERSCOPE

SEE IN DARK TUBE Hi-sensitivity
Selected G.T.D. Image Converter Tube. Hi-sensitivity
simplified design. 2½" dia. Wavelength screen—Hi-Resolu-
tion. Tube & Data @ \$3.90; 2 \$7.50



SNOOPERSCOPE POWER SUPPLY
Model PS2001—4500VDC 35MA SUPPLY using dual
diode rect. housed in metal cabinet @ \$21.95
KIT. Same as above, parts only, less cabinet \$13.95

TUBES TESTED "TAB" Guaranteed OUR 12TH YEAR IN BUSINESS

| | | | | | | | |
|------|------|------|------|-------|------|----------|------|
| 0A2 | .70 | 6AQ5 | .45 | 6SA | .45 | 12AX4 | .70 |
| 024 | .42 | 6AS5 | .75 | 6SA7 | .45 | 12AX7 | .55 |
| 1B1 | .60 | 6AT6 | .35 | 6SH7 | .40 | 12BH7 | .65 |
| 1L4 | .40 | 6AU4 | .75 | 6SJ7 | .45 | | |
| 1R5 | .40 | 6AV6 | .45 | 6SK7 | .35 | | |
| 154 | .64 | 6AX4 | .60 | 6SL7 | .55 | CK102B | 3.25 |
| 155 | .40 | 6BA6 | .45 | 6SN7 | .55 | 12BY7 | .70 |
| 174 | .49 | 6BC5 | .45 | 6SO7 | .35 | 12SA7 | .65 |
| 1U4 | .45 | 6BE6 | .45 | 6T4 | 1.00 | 12SK7 | .65 |
| 1U5 | .40 | 6BF5 | .50 | | | 12SN7 | .55 |
| 1X2A | .60 | 6BG6 | 1.12 | 1N21 | .28 | 12SQ7 | .45 |
| 2V3 | .75 | 6BK5 | .75 | | | 14A7 | .35 |
| 3A4 | .4R | 6BL7 | .80 | 6T8 | .75 | 1986G | 1.25 |
| 3A5 | .75 | 6BN6 | .65 | 6U8 | .75 | 2580G | .90 |
| 304 | .45 | 6C0 | .90 | 6V6 | .45 | 25Z5 | .45 |
| 3V4 | .55 | 6BQ7 | .85 | 6W6 | .45 | 35C5 | .50 |
| 5U4G | .42 | 6C4 | .35 | 6X4 | .30 | 35L6 | .50 |
| 5Y3G | .65 | | | 7A8 | .50 | 35W4 | .45 |
| 6AB4 | .40 | 2D21 | .75 | 7C5 | .35 | 35Z5 | .45 |
| 6AC7 | .64 | | | 7F7 | .55 | 50A5 | .45 |
| 6AQ5 | .45 | 6CB6 | .48 | 7F8 | .68 | 50B5 | .35 |
| 6AH4 | .75 | 6CD6 | 1.12 | 7N7 | .55 | 50C5 | .45 |
| | | 6J5 | .35 | 7Q7 | .75 | 50L6 | .40 |
| | | 6J6 | .45 | 12AT6 | .40 | 75 | .45 |
| | | 6K6 | .39 | 12AT7 | .55 | 76 | .45 |
| | | 6K7 | .35 | 12AV6 | .35 | 117L7/N7 | 1.75 |
| | | 6L6 | .65 | 12AV7 | .75 | | |
| 5BP1 | 1.75 | | | | | | |
| 6AH6 | .85 | | | | | | |
| 6AK5 | .52 | | | | | | |
| 6AL5 | .38 | | | | | | |

"TAB" FINEST HI-FI RECORDING TAPE 7" Reel—1200 Ft. Per Reel \$1.45 Sold on Money Back Guarantee. Lots of 12

Precision Coated & Silt Gtd. Splice Free. Quality
Controlled. Plastic Base. Gtd. Constant Output. Imp. 75 db
40-15kC. Oxide Wk. In. "TAB". @ \$1.59 ea.; 3 for \$1.50 ea.

SAVE \$5—BUILD 'EM YOURSELF KITS
TUBE TESTER—Professional. Tests all conventional TV series
tubes & picture tubes.
VTVM—Precision 400,000, large 4 1/2" meter. AC DC Volts: 0-5,
10, 100, 500, 1000. Ohms: 0-2 to 1000 megohms. Steel case. \$23.50
MULTITESTER—1000 Ohms Per Volt. 31 Full scale ranges.
AC DC Volts: 0-5, 10, 50, 100, 500, 1000. Current: 0-1,
10 to 100 Amp. Ohms: 0, 5000, 100K 1 meg. Bakelite case.
SPECIAL
FM-AM TUNER—20-20,000 cycle response. Less than 1% distor-
tion. Ideal for Hi-Fi System. @ \$29.65

KITS! KITS!

Thousands of Satisfied Customers
All Contain Most Popular Values & Sizes

| | |
|---|--------------------|
| 10 Volume Controls | 10 Rotary Switches |
| 50 Terminal Strips | 10 Pilot Lamps |
| 15 Wirewound Resistors | 10 Toggle Switches |
| 50 Paper Condensers | 25 100 Resistors |
| 10 Condensers (bathtubs) | 25 Tube Sockets |
| 25 Inductors & Coils | 5 Crystal Diodes |
| 50+ Carbon Resistors 1/2, 1, 2 Watt. insulated. | |


* In Plastic Box.
EACH KIT ONLY. **95¢**

NEW B2M SUN BATTERY
Now—with the B2M you can build light-powered
radio-receivers, fire alarms and dozens of other
practical devices. FREE with each battery you
get a comprehensive book on Sun Batteries &
Photo-cells, detailed & illustrated PLUS reprint article on "How
to Build a Solar-Powered Radio" @ \$2.85

"TAB" GUARANTEED NEW TRANSISTORS
AT BARGAIN PRICES
T34 Equivalent CK722 @ .95; 6/55
N222 Equivalent 2N107 @ .95; 6/55
T20 Equivalent 2N105, CK721, CK727, 2N106, 2N64 @ \$2.60 ea. @ \$2.60 for \$15
T109 Equivalent 2N138, 2N109 @ \$2.60 for \$15
T87 Equivalent 2N77 @ \$2.75; 6 for \$16

"TAB" TERMS: Money Back Gtd. (cost of
mdse. only). \$5 min. order. F.O.B.
N.Y.C. Add ship. charge or for
C.O.D. 25% Dp. Tubes Gtd. via
R-Exp. only. Prices shown are sub-
ject to change.
Dept. 7PE6, 111 Liberty St., N. Y. 6, N. Y., Rector 2-6245

the LANG BL-10 Speaker System



Mahogany, blond, ebony or natural—8x9x16 inches

Noted by **POPULAR ELECTRONICS** as one of the finest low cost **HIGH FIDELITY** speakers—(June 1956).

The ideal Hi Fi speaker for small apartments, game rooms, binaural sound and limited budgets.

Convert your present table model radio, TV set or phonograph to Hi Fi performance with only one simple connection for only \$24.95. . . .

At your Dealer or **DIRECT** from

LANG & TAYLOR, INC.

100 FELTON ST., WALTHAM, MASS.

Send Check or Money Order for Postpaid Delivery.
Fully Guaranteed. . . .

LMB BOX CHASSIS OFFERS FREE Inside LMB boxes

10 tested kit diagram projects for the builder. Each one of these kit diagrams built by a recognized expert. Kit projects are complete in every detail. Circuit diagram, photo of project both front and rear photo. Rear photo shows wiring and parts. Detailed instructions for building, complete parts list and approximate cost. Complete to build except parts and your distributor can supply the parts. Ask your distributor for the list of LMB kit Diagram Projects. If he does not have them, write to

LMB 1011 Venice Blvd.
Los Angeles 15, Calif.

VHF AM-FM RADIO

Supersensitive sub-miniature tube set receives television, FM broadcast, CAP, and amateurs without antenna or ground. Tunes from 75 mc. to 150 mc. Similar models available in frequency bands from 21 mc. to 225 mc. Pocket size—measures only 2" x 2" x 2 3/4". Highest quality components used. Specify battery or AC model. Use with any magnetic head-phone or can be connected to audio amplifier for loudspeaker operation. Thousands in use by amateurs, experimenters, and civil defense. Factory wired and tested chassis complete with special tube only \$5.98 postpaid. In kit form \$3.98. Postage extra on COD orders. New transistor audio amplifier for extra loud reception only \$2.00 including transistor.

SPRINGFIELD ENTERPRISES

Box 54-E Springfield Gardens 13, N. Y.


GET INTO ELECTRONICS

You can enter this uncrowded, interesting field. Defense expansion, new developments demand trained specialists. Study all phases of radio & electronics theory and practice: TV, FM, broadcasting, servicing; aviation, marine, police radio. Prepare for good pay, 18-month course. Graduates in demand by major companies, U. S. or equivalent required. Begin January, March, June, September. Campus life. Write for Catalog.

VALPARAISO TECHNICAL INSTITUTE
Dept. PE Valparaiso, Indiana

iron is designed and built to survive production line punishment. Weighing only an ounce, and having a 1/8" tip, it incorporates a thermostatic principle—without thermostats—which controls heat so perfectly that fusing and tip-burning are eliminated.

Said to be ideal for delicate precision work on regular radio and TV circuits, printed cir-



cuits, and any intricate electrical work, the "pencil" iron causes no interference with radio, TV or radar, and reaches production heat four times faster than any soldering iron of equal tip size. Handle is kept cool with an exclusive "chimney" feature. (*Wall Manufacturing Company, Grove City, Pa.*)

LOW-COST DEHUMIDIFIER

Complete except for a cabinet, which cuts the cost down considerably, the "Dixie Air Dryer" combats rust, rot, mildew, mold, corrosion, warping and dripping pipes caused by dampness. The manufacturer claims that it will properly dry the air in a room or other enclosed space of up to 10,000 cubic feet, or 25' x 48' with standard ceiling height.

Moisture-laden air is drawn over refrigerated coils by a quiet, rugged fan. Cooling wrings water from the air which is caught in a pail, or allowed to drip into laundry tubs,



or carried through a rubber hose to a drain. At 90% humidity, the "Dixie" can remove three gallons of water every 24 hours, yet uses only about the same amount of electricity as a 200-watt light bulb. It is priced at only \$79.50, f.o.b. Jackson, Mich. (*Adams Equipment Inc., Department 923, 511 S. Jackson St., Jackson, Mich.*)

-30-

After Class

(Continued from page 90)

the oscillator in several different ways: they may be connected so as to form the greater part of the tuning capacitance of the oscillator, or they may be indirectly coupled to an independent oscillator through an impedance-matching network or a matching transformer (Fig. 4).

Applications are varied. The number of applications of dielectric heating to industrial processes increases by leaps and bounds each month. In the wood gluing field, for example, dielectric heaters have firmly established themselves. Since modern resin glues set through a chemical reaction rather than through moisture evaporation, this method of heat application is a "natural." Glue has a much higher loss factor than wood, thus developing most of the heat within its substance without charring the wood even slightly. Edge gluing to make panels out of narrow strips, assembly gluing in the manufacture of cabinets, bonding plywood, and laminating processes to make thick structural members are a few examples.

In the plastics industries, dielectric heaters are well established as tools in heat-sealing and curing. Raincoats, shower curtains, play-pools and plastic covers are now almost universally handled by these "electronic sewing machines." Smaller units, used for one-shot operations, seal plastic bags and containers at unheard-of rates—well over several dozen per minute.

Aside from the highly specialized manufacturing processes, the imagination of the public has been captured by movie and television demonstrations of home "appliances" such as dielectric corn-poppers, coffee roasters, and electronic ovens. Although these are somewhat premature (to put it mildly), the day will come when an oven that can prepare a whopping big Tom Turkey in five minutes will be within the budget of the average American housewife. Some day, too, the curling smoke from outdoor grilles will be replaced by five-second dielectric broilers which will handle hot dogs and hamburgers *faster* than your guests can consume them!

QUIZ

1. What is a dielectric?
2. In what kinds of materials, conductors or insulators, are orbital electrons tightly bound to their atoms?
3. What is heat?
4. In what two ways are dielectric heater electrodes coupled to their oscillators?
5. Why are high-frequency oscillators used in dielectric heaters?
6. What is meant by "loss factor"?

(Answers on page 118)

Buy Low; Trade High . . . at WRL!

"The World's Largest Distributor of Amateur Radio Eqpt."

WRL'S NEW 65A GLOBE SCOUT

STURDY . . .
HANDSOME . . .

Popular
Screen-Plate
Modulation

Only **\$795**
per mo.



ONLY 10% DOWN Cash: \$99.95

New cabinet styling, new metering, new foolproof standby switch, new speech tubes. Completely bandswitching, 160-10M, for 65 watts on CW, 50 watts on fone. Pi network antenna tuner. Built-in power supply. 100% modulation of Final. TVI-screened cabinet. Compact: 8"x16"x8". Kit price: \$89.95.

YOU PAY ONLY
10% DOWN!

ON

- ✓ Ham Gear
- ✓ Hi-Fi Equipment
- ✓ Parts, Tubes, etc.
- ✓ All Accessories
- ✓ Kits
- ✓ WRL Manufactured Eqpt.
- ✓ Leading National Lines

Ask About Our
E-Z Credit Plan!

UP TO
50% SAVINGS

ON
RECONDITIONED
EQUIPMENT

Here's Just a Sample
of More Than 800 Items

Eldico TR-75 Watt
Xmtr. \$35.00
Hallicrafters HT-17 . . . 24.50
Heath AT-1 Xmtr. . . . 24.50
Hallicrafters
S-38B Rcvr. 32.50

1 Full Year
Factory-New
Guarantee!

Send for Details on

- ✓ WRL's New VFD
- ✓ WRL's Globe King
- ✓ WRL's 6M Converter
- ✓ Code Oscillator Kit
- ✓ WRL's Globe Spanner Beams
- ✓ Wall-Sized Radio Map (25c)
- ✓ Reconditioned Eqpt.

FREE
CATALOG!

Over
15,000
Items



Send for Your copy today

PE-7

WORLD RADIO LABORATORIES

3415 W. Broadway Council Bluffs, Ia.

Please send me your FREE Catalog and full information on items listed below

1) _____ 2) _____

3) _____

NAME: _____

ADDRESS: _____

CITY & STATE: _____

NEW! PRINTED CIRCUIT Transistor Radio

Pocket size—works anywhere

- Features P-N-P Junction Transistor
- Permeability tuning, Diode detection
- Printed circuit eliminates extra wires
- Batteries last for months
- Expensive hearing aid headset included
- Furnished complete, nothing else to buy

Only \$9.95 Postpaid
in kit form

Here is a powerful, completely portable radio, employing the latest type of transistor audio amplification and printed circuitry. Tiny size, only 2 1/4" x 3 1/2" x 3/4" fits in pocket or purse. Uses so little current, batteries last for months. Kit can be assembled by anyone with just a soldering iron. Guaranteed to work. Comes complete with plastic case, batteries, headset, all parts. Nothing else to buy. See your distributor. If he doesn't stock, write direct.

Send no money. Just pay postman \$9.95 plus C.O.D. charges, or send check or money order for \$9.95 and we pay postage.

TRADYNE, INC., 11 W. MONUMENT AVE., DAYTON 2, OHIO Dept. E-7

TALK - LISTEN - AROUND THE WORLD!

RADIO AMATEUR TRANSMITTER-RECEIVER!



SENDS AND RECEIVES THOUSANDS OF MILES on Amateur 80 and 40 meter bands—also, Aircraft and foreign bands (3 to 8 mc). PORTABLE, SELF-CONTAINED, BATTERY POWERED! NO AC PLUG-INS. NO DANGEROUS HI-VOLTAGES. Low cost battery lasts for MONTHS. Crystal controlled transmitter—Power input up to 5 watts—ENOUGH TO TALK 1 MILE OR 1000. REGENERATIVE RECEIVER pulls in weakest stations. Front Panel Send-Receive switch—antenna. Size only 6"x1"x4". Wt. 3 lbs. TESTED—PROVEN—SIMPLIFIED—PRACTICAL—SAFE for radio beginners (NOVICE). Easy to get license. Full information included.

No troublesome relays or complicated hookups. Uses only standard components. Front Panel Send-Receive switch—antenna. Size only 6"x1"x4". Wt. 3 lbs. TESTED—PROVEN—SIMPLIFIED—PRACTICAL—SAFE for radio beginners (NOVICE). Easy to get license. Full information included.

SEND ONLY \$5.00 (bill, check, m.o.) and pay postman \$9.95 C.O.D. postage on arrival or send \$14.95 and we will send postpaid. Complete kit includes all parts, tubes, coils, full instruction, less batteries and crystal—or COMPLETELY WIRED AND TESTED FOR \$19.95! Rush order today—NOW!

WESTERN RADIO DEPT. 8NE-7 KEARNEY, NEBRASKA

TRANSISTOR

WIRELESS MIKE

Now available after years of research is the first low cost transistor wireless mike. Actually a complete miniature wireless transmitter that will send your voice through any standard broadcast radio up to 50 feet. Can be used as a wireless intercom. No license or permit required. Ultra-compact assembly including long lasting battery enclosed in a lifetime aluminum case small enough to fit in shirt pocket. Beautifully constructed from the finest sub-miniature components. Complete ready-to-operate unit only \$9.98 postpaid. Absolutely nothing else to buy. In kit form \$7.98.

Postage extra on COD orders and \$1.00 deposit required

SPRINGFIELD ENTERPRISES

Box 54-E Springfield Gardens 13, N. Y.

SELF CHARGING TRANSISTORIZED GEIGER COUNTER

Includes • Hoister • Radioactive Source • Uranium Official Yearbook (Reg. \$2.00) • Crystal Headphones

New! Revolutionary, reliable! Sensitive to gamma rays from all radioactive ores. Guaranteed. Free Literature, or send for Uranium Official Yearbook plus radioactive source... both for \$1.90

WESTWOOD RESEARCH & DEVELOPMENT LABORATORIES, INC.
14945 Ventura Blvd., Dept. A, Sherman Oaks, California



only \$19.95 pdd.
Send check or m.o. (postage extra on C.O.D.'s)

GARAGE DOOR OPENER

Actuator Mechanism \$24.50

EASY TO INSTALL, SAFE, RELIABLE

WRITE for interesting free information . . . TODAY

P. E. HAWKINS CO.

631 PROSPECT KANSAS CITY 24, MO.

Transistor Topics

(Continued from page 61)

a drop in the cost of transistorized portable and home radios.

Minneapolis-Honeywell has also announced new, lower prices applying to their line of high-power transistors. Prices on some models are as much as 38% lower.

Transistor Testers. As your stock of transistors grows, you'll soon need some method of checking them, not only for sorting the "good" from the "bad," but also to check units which may have been accidentally overloaded in experimental circuits. And if you have any contact with transistors professionally, either in servicing or in engineering, you'll find that a transistor tester is a necessity.

A number of transistor testers are available commercially, but the majority, at this time, are expensive laboratory instruments . . . difficult to set up and time-consuming to use. The three instruments shown on page 60 (bottom) are designed to be quick and easy to use . . . and all handle only junction triodes. All three will test both *n-p-n* and *p-n-p* units.

Lafayette's *transistor checker* (100 Sixth Ave., New York 13, N. Y.) is available as a kit, selling for \$7.95, plus postage. It is an easily assembled instrument which provides a check for opens, leakage, shorts, and a static test of current gain. Experimenters and service men should find this instrument quite useful.

General Electric's *transistor tester* is a complete assembled instrument, sold through G.E. distributors in a package which includes five general replacement transistors . . . three r.f.-i.f. units and two audio transistors. A valuable "Transistor Interchangeability Chart" is included in the package, and gives replacement information for popular transistor radio sets. This is a good buy for the service shop for it supplies a tester and basic stock of replacement transistors in a single package. . . . Whole deal is \$39.95.

Quantum's *junction transistor analyzer* (Quantum Electronics Corp., 1921 Virginia St., N.E., Albuquerque, New Mexico) is a laboratory-type test instrument which should be of especial value to larger service shops, hearing-aid repair centers, and laboratories. It tests I_{co} and provides an accurate measurement of beta under different I_b conditions. Gain measurements are made dynamically, using a built-in oscillator. The entire instrument is transistorized and self-calibrating. Selling price is \$245.00.

That's it for now . . . and let's see some more of your circuits!

Lou

The Transmitting Tower

(Continued from page 81)

News And Views

Dave Laird, KN2PXM, (14), 668 Delaware Rd., Kenmore 17, N. Y., says: "I have been on the air for about four months. My DX is not the best in the world—France, England, and Switzerland—but I am happy with it. I think I would do better if I were not using an 80-meter doublet antenna on 15 meters. My transmitter is a Johnson Ranger at 50 watts, my receiver is an SX-99, and I operate on 80, 40, and 15 meters."

John D. High, KN6QWK, P. O. Box 422, Needles, Calif., writes: "I have had my license for about six weeks. I have had about 150 contacts, have 29 states confirmed and am waiting for cards from a few others. My best DX is Massachusetts and Maryland, and I am working on the rest, because I want to work all states as a Novice. I use a Globe Scout transmitter and an HQ-129X receiver, but I have a Viking II transmitter to use when I get my General ticket. My antennas are a 2-element beam on 15 meters and a 127' doublet for 80 and 40 meters."

Dick Harbison, KN4GYB, (16), 2363 Morgan Road, Mobile, Alabama, reports: "In six months of operation, I have worked 21 states with my Johnson Adventurer transmitter and S-38D receiver. Best DX is California. The best of my antennas is my 'beer-can' vertical but I also have a 'Windom' and an 80-

meter doublet. I operate 40 meters and would be glad to schedule anyone needing Alabama. I would like to work a few WN7's or W7's. They are pretty scarce around Mobile."

Maurice P. Schwartz (13), 206 South Hamel Drive, Beverly Hills, Calif., offers a bit of sage advice. "Once you get your Novice license and get on the air and work stations, your code speed will constantly increase, even without your knowledge; so when you go for your General, 13 wpm is easy. I can't brag about working all states, all continents, and 20 or 30 DX zones as a Novice. In fact, in eight months as a Novice I worked only 15 states; but I can tell you how much I enjoyed the experience. I used a Johnson Adventurer transmitter as a Novice. Now I have a Johnson Ranger."

Howard Kass, 3041 Ave. W, Brooklyn 29, N. Y., reports hearing 57 foreign amateurs in 29 countries on 20-meter phone on a short piece of No. 20 wire thrown out of his window, 20 feet up, as an antenna on a receiver without bandspread tuning!

Ham wins \$100,000! **Leonard Ross, W6SJR**, Tujunga, Calif., is the 10-year old stock market expert who won \$100,000 on the NBC television program "The Big Surprise" on March 21, 1956. Lenny received his Novice license at the age of seven and his Technician and General licenses at the age of eight. This made him one of the youngest hams ever licensed in the United States.

Davy Nilsen, K6KIV, 620 So. Irena Ave., Redondo Beach, Calif., gets right to the point. "I use a converted 'Command' transmitter

WHICH TRANSMITTER KIT TO BUY?



I JUST GOT MY NOVICE TICKET, BUT WHICH KIT SHOULD I BUY?



THAT'S EASY! CHOOSE THE KIT THAT GIVES YOU THE MOST FOR YOUR MONEY!



SAY, THIS VIKING "ADVENTURER" LOOKS LIKE THE ONE FOR ME!



YOU MEAN YOUR RIG WAS MADE FROM A KIT?

SURE, IT'S TVI SUPPRESSED--WORKS ALL BANDS--80 THRU 10--LOADS ALMOST ANY ANTENNA--AND IT'S PUNCHED AND DRILLED FOR YOU, TOO!



LATER SAY! STEP BY STEP INSTRUCTIONS! I'LL BE FINISHED TONIGHT!

EVERY-THING IS SUPPLIED. ALL YOU NEED IS YOUR OWN KEY AND CRYSTAL.

JOHNSON MAKES A COMPLETE LINE OF TELEGRAPH KEYS, TOO. WRITE FOR FULL INFORMATION.



VIKING "ADVENTURER" CW KIT
Compact, completely self-contained 50 watt transmitter kit. Single knob bandswitching—effectively TVI suppressed. Easy assembly by novice or experienced amateur. 80, 40, 20, 15, and 11-10 meters. Cat. No. 240-107-1 complete with tubes. **\$54⁹⁵**



MAIL TODAY

E. F. JOHNSON COMPANY
3002 Second Ave., S.W., Waseca, Minnesota

Please send me a copy of Bulletin 727, which describes the Viking "Adventurer" in detail.

NAME _____
ADDRESS _____
CITY _____ STATE _____

RADIO CONTROL Headquarters

For model airplanes, boats, cars, etc. FREE CATALOG. No operator's license required. FREE-SEND FOR FCC FORM 505 Garage Door Radio Control Transmitters & Receivers Kits Available.

Most POWERFUL 5 Watt TRANSMITTER—LOWEST PRICE. Famous 2 Tube MAC II circuit, with GYRO MAGIC TUNING INDICATOR. Completely Tested, includes: 9 1/2 ft. sect. Antenna, Remote "Clicker," Keying Switch Wrtter, Beautiful Cabinet 12x7x6. MODEL X3 \$24.95

MODEL X1 w. 2V Storage btry. charger, Vibration pack \$39.95
27 METERS, 150 MicroA. \$3.95; 500 MicroA. 27.95
R/C TRANSMITTER & RECEIVER KIT: 271.4 Mc. 5 Watt 2-Tube Simple Transmitter & Supersens. 2-Tube Simple Receiver—Parts incl. Drilled Bases Wound Coil. \$9.95

SIGMA 4F RELAY: 8,000 ohm, \$3.85; 6 Reed Relay 14.95
2-GV Battery CHARGER KIT 4.95; wired 6.95
R/C BOOKS: Model Control \$1; Radio Control \$1; Handbook \$ 2.25
CRYSTALS: 27.255 Mc. Petersen 29A \$3.95; HOLDER .15

STROBOSCOPE "Freezes" or Slows Down Motor or Machinery w. High-Speed Electronic Flash 1D21 Tube Complete ready-to-operate. 110V AC 1R.95

RELAY CONTROL UNIT incl. Sensitive 10,000 ohm Bimetal Strip, Heating Element, 1/2 Audio Choke, Min. Alnico V Magnet, Neon Lamp, Resistors, Capacitors only .99

TUBES: XF01, RK61, 3A4, 3A5, 1A6G, 6K4—TRANSISTORS .99
Storage BATTERIES: Min. 6V 174 \$2.95; 2 Volts 27A Hour 2.75
Diehl PM MIDGET MOTOR, 27 VDC 10,000 RPM. w. X1 X1r 1.95
Sens. Sigma RELAYS 10K ohm 2 Ma DC or 110V AC .85
SPDT 95c; SPST .15



GYRO ELECTRONICS 325-P CANAL ST., N. Y. 13, N. Y.

PEE WEE BATTERYLESS TUBELESS "LIFETIME" RADIO



REALLY WORKS—FOR LIFE! Works WITHOUT TUBES, BATTERIES OR ELECTRICAL PLUGS. NEVER runs down or burns out. World's smallest. SMALLER THAN A PACK OF CIGARETTES! CLEARLY EASY TO RECEIVE LOCAL RADIO STATIONS ANYTIME—ANYWHERE YOU GO! Sensational new Ferrite Selective Tuner—Permanent Crystals. Superior SPEAKERPHONE, durable black and gold plastic case.

SEND ONLY \$2.00 (bill, ck. and pay postman \$4.00 COD postage on arrival or send \$6.00 for postpaid delivery. SENT COMPLETE READY TO LISTEN WITH LIFETIME GUARANTEE. Nothing extra to buy—ever. Available only from MIDWAY COMPANY Dept. WPL-7 KEARNEY, NEBRASKA

WANT A BETTER JOB: BECOME AN ELECTRONIC ENGINEER

ONLY 32 MONTHS TO EARN A BACHELOR OF SCIENCE DEGREE IN ELECTRONIC ENGINEERING

Class enrollment limited to allow for individual instructions. Chartered by state of California. Nonprofit-nonsectarian, educational—established 26 years.

APPROVED FOR VETS—ENROLL NOW!
SEND FOR FREE CATALOG

PACIFIC STATES UNIVERSITY

1516 S. WESTERN AVE., Dept. M, LOS ANGELES, CALIF.

WIN with ELECTRONICS

LEARN ELECTRONICS-RADIO-TV at this accredited public college. Founded 1925 as a non-profit co-educational school of higher learning. Earn Associate in Applied Science Degree in 18 months. Engineering option, VA approved. Excellent placement record. Fine equipment—experienced instructors—campus life—low tuition and living costs. FREE catalog. Write: DEAN OF STUDENTS.

TRINIDAD STATE JUNIOR COLLEGE

Trinidad Dept. EE Colorado

INVENTORS

Send for PATENT INFORMATION Book and INVENTOR'S RECORD without obligation

GUSTAVE MILLER
76-PE WARNER BUILDING
WASHINGTON 4, D. C.

REGISTERED PATENT ATTORNEY

ASSOCIATE EXAMINER
U.S. PAT. OFF. 1922-1929

Patent Attorney & Advisor
U. S. NAVY DEPT. 1930-1947
PATENT LAWYER

LEARN TELEVISION

"AT THE MOST PRACTICAL SCHOOL IN THE WEST" WORK ON LATE MODEL SETS—USING MODERN SERVICING EQUIPMENT AND TECHNIQUES UNDER QUALIFIED TECHNICIAN INSTRUCTORS (SHIRT, TIE, HAT, AND COIFFURE). SPONSORSHIP COURSES—NO UNNECESSARY MATH OR THEORY—ALSO UHF AND COLOR TV.

APPROVED FOR VETS—ENROLL NOW!
Day and Night Classes Write for Free Literature
Dept. 2A—Correspondence
Dept. 2B—Resident

V. S. I. TELEVISION SCHOOL 4570 Firestone Blvd., South Gate, Calif.

running about 120 watts and an Army BC-454 receiver. On 80 meters, I have worked 30 states, several Alaskans (KL's) and Canadians. I would like to work South Dakota to give me every state west of the Mississippi. I am on 80 meters, only."

"Doc" Lilien, KN2MRB, (13), 491 Mayhew Court, South Orange, N. J., says: "I use an AT-1 transmitter coupled to a 65' 5" long-wire antenna through an AC-1 antenna coupler, and my receiver is an SX-99. I can copy 25 wpm and have worked 29 states. I need a W7, so let me hear from some of you. I can operate on 80, 40, or 15 meters, but am on 15 meters most."

Dick Mills, W7AMH, ex-WN8OUM, 915 W Alturas, Tucson, Ariz., reports that he, Harry, WN7CKU, and Don, WN7CKB, operate on 3722 kc. and will schedule anyone needing an Arizona contact. Dick also works 40 meters.

Gary Towner, KN9BNJ, (15), 1017 W. 42nd Ave., Hobart, Ind., shows that it is not necessary to work the world to enjoy amateur radio, although he is trying. "My rig is a home-built 10-watter feeding a 30' antenna, and my receiver is an S-38C. Probably because my antenna is so poor, my best DX has been only seven miles, but I've enjoyed trying. Maybe when I get my new vertical antenna up and the power amplifier on the transmitter, I'll be able to get out of K9 land."

Ivan H. Loucks, W3GD, announces the annual picnic of the Maryland Emergency Phone Net at Braddock Heights Park, Braddock Heights, Md., on Sunday, July 22, 1956, from 10:00 a.m. until . . . There will be contests, ladies' and children's programs, rummage sale, prizes. Registration, 50 cents, C. C. Worsley, W3TYJ, 104 Northwood, Silver Spring, Md. Children under 12 admitted free.

Jim Polk, KN2RRL, Box 185, Hunter, N. Y., says: "I have been on the air for a month and have made four contacts. My best DX is 60 miles. This great record is the result of using a very poor receiver—a one-tube regenerative one. I am getting a better receiver soon, and I hope to improve. My transmitter is a 6AG7—6L6 running 25 watts and feeding

DIELECTRIC HEATER QUIZ

(Questions on page 115)

1. A dielectric is a material through which an electric field can act without setting electric currents in motion. 2. Insulators. 3. The energy of moving molecules, alternatively called "kinetic energy." 4. Directly, thus forming a part of the tuning circuit of the oscillator; indirectly, through an impedance matching transformer. 5. The faster the electrons bounce inside the atom under the impulse of the electric field, the greater the energy dissipation; hence the more intense the heat generated. Although low frequencies may also produce dielectric heating, good efficiency is assured when the frequency is high. 6. The loss factor of a dielectric is a number which defines the relative ability of the substance to convert the energy of the electric field into heat; the higher the loss factor, the greater the heat.

a 1/2-wave antenna on 80 meters. I'll schedule anyone for any reason."

This column marks the end of the first year that the *Transmitting Tower* has appeared in **POPULAR ELECTRONICS**. Thanks to everyone for your hundreds and hundreds of letters and other indications that you like our column. Keep writing and sending your pictures in, and let's see what the next year brings.

Herb, W9EGQ

Tuning the Short-Wave Bands

(Continued from page 57)

Here are this month's station reports. All times are Eastern Standard, based on the 24-hour clock.

Argentina—LRA, 9690 kc., Buenos Aires, can be tuned with French ending at 2115; English, 2115-2125; Italian, after 2125. This xmsn is dual to 6090 kc. (AB)

LRU, 15,290 kc., *Radio El Mundo*, Buenos Aires, again in use, is heard at 0600-0730 in a Spanish xmsn. (RL)

Australia—VLC17, 17,840 kc., Melbourne, opens in English to South and Southeast Asia at 2300. At 0130 it is noted on 17,800 kc. with English to South Africa. (BA)

VLQ9, 9660 kc., Brisbane, and VLH9, 9680 kc., Melbourne, are easily noted at 0300-0500 in the Domestic Service. (BS)

DX tips can be gotten from VLK9, Melbourne, every Sunday morning at 0830 on 9615 kc. This follows the 0700 xmsn to Eastern North America. (WC, NS)

Belgian Congo—*Radio Congo Belge*, Leopoldville, operates with French and Flemish programs over OTM2, 9380 kc., 50 kw., at 0000-0130, and on OTM4, 11,720 kc., 50 kw., at 0515-0730. OTC2, Leopoldville, signs on at 1830 relaying Brussels. Dutch news is noted following this opening on 9655 kc. (CM, DK)

Belgium—In reply to a postcard, Brussels writes that no foreign language broadcasts (including English) are planned. ORU can be heard at 1815-1900 on 9765 kc. and on 11,850 kc. in French. The letter was signed by F. Zoete, Director of Shortwave Service. (CM)

Brazil—Sao Paulo, 6215 kc., announces as *Radio Nacional de Sao Paulo* and relays PRG9, 1100 kc. Xmttr is owned by *Excelsior* but is leased to and programmed by *Radio Nacional*. (RL via WRH)

British Guiana—*Radio Demarara*, Georgetown, ZFY, can be heard around 0500-0515 with an English program with commercials on 5918 kc. and at 1900-1945 with music; news at 1945 on 3255 kc. Address is *Radio Demarara*, St. Phillips Green, Georgetown, British Guiana. (VS, LW)

British Honduras—BHBS, Belize, has English at good level from 2000 to 2230 s/off. It carries news, good music, and sports events on 3300 kc. (SF, PP)

Canada—A new station is CFJB, 7918A kc., operated by the Royal Canadian Air Force at Goose Bay, Labrador. It can be heard through a variety of QRM at 1900-0200 relaying m.w. CFGB. This one announces as *The Friendly Voice of Labrador* and has a perfect signal when there is no c.w. QRM. (DX, JW)

CFRX, 6070 kc., 1 kw., Toronto, has a re-

July, 1955

BUILD 16 RADIO CIRCUITS AT HOME

With the New Deluxe only \$19.95
PROGRESSIVE RADIO "EDU-KIT"

A PRACTICAL HOME RADIO COURSE

Now Includes
SOLDERING IRON AND
TESTER, HIGH FIDELITY,
SIGNAL TRACER, CODE
OSCILLATOR, PRINTED
CIRCUITRY

Reg. U.S.
Pat. Off.



FREE TOOLS

- No Knowledge of Radio Needed
- No Other Parts, Tools Needed
- Excellent Background for TV

FREE Hi-Fi, Radio & TV Servicing Manuals on Request
(See Coupon Below)

WHAT THE "EDU-KIT" OFFERS YOU

The "Edu-Kit" offers you an outstanding PRACTICAL HOME RADIO COURSE at a rock-bottom price. You will learn radio theory, construction and servicing. You will learn how to build radios, using regular schematics; how a solder and wire in a professional manner; how to service and trouble-shoot radios. You will learn how to work with punched metal chassis as well as the new Printed Circuit chassis. You will learn the principles and use of amplifiers and oscillators, detectors, rectifiers, test equipment. You will learn and practice code, using the Progressive Code Oscillator. You will build 16 Receiver, Transmitter, Code Oscillator, Signal Tracer and Signal Injector circuits, and learn how to operate them. You will receive an excellent background for TV. In brief, you will receive a basic education in Electronics and Radio, worth many times the small price you pay, only \$19.95 complete.

PROGRESSIVE TEACHING METHOD

The Progressive Radio "Edu-Kit" is the foremost educational radio kit in the world, and is universally accepted as the standard in the field of electronics training. The "Edu-Kit" uses the modern educational principle of "Learn by Doing." You begin by building a simple radio. Gradually, in a progressive manner, and at your own rate, you construct more advanced, multi-tube radio circuits, learn more advanced theory and techniques, and take a professional radio technician.

THE KIT FOR EVERYONE

You do not need the slightest background in radio or science. The "Edu-Kit" is used by young and old, schools and clubs, by Armed Forces Personnel and Veterans Adm, for training and rehabilitation. The "Edu-Kit" is used in 79 countries throughout the world. Designed for universal use, the "Edu-Kit" operates on any voltage from 105 to 125 volts, AC and DC. For use in countries employing higher line voltages, a 210-250 Volt AC/DC model is available.

THE "EDU-KIT" IS COMPLETE

You will receive all parts and instructions necessary to build 16 different radio and electronics circuits, each guaranteed to operate. Our kits contain all tubes, tube sockets, variable, electrolytic and paper dielectric condensers, resistors, tie strips, coils, hardware, tubing, punched metal chassis, Instruction Manuals, including Printed Circuit chassis, special tube sockets, hardware and instructions. You also receive a useful set of tools, a professional electric soldering iron, and a self-powered, dynamic Radio and Electronics Tester. The "Edu-Kit" also includes Code Oscillator and the Progressive Code Oscillator. You will also receive lessons on servicing with the Progressive Signal Tracer and the Progressive Signal Injector, a High Fidelity Guide and a Quiz Book. All parts, components, etc. of the "Edu-Kit" are 100% unconditionally guaranteed. Everything is yours to keep. The complete price of this practical home radio and electronics course is only \$19.95.

TROUBLE-SHOOTING LESSONS

You will learn to troubleshoot and service radios, using the professional Signal Tracer, the unique Signal Injector, and the dynamic Radio and Electronics Tester. Our Consultation Service will help you with any technical problems.

J. Szasalts, of 25 Poplar Pl., Waterbury, Conn., writes: "I have repaired several sets for my friends, and made money. The "Edu-Kit" paid for itself. I was ready to spend \$240 for a Course, but I found your ad and sent for your kit."

FREE EXTRAS

- Radio and Electronics Tester • Electric Soldering Iron • Set of Tools • Tester Instruction Book • Hi-Fi Book • Radio Book • FCC Amateur License Training • TV Book • Quiz Book • Membership in Radio-TV Club: Consultation Service • Printed Circuitry

ORDER FROM AD—RECEIVE FREE BONUS RESISTOR KIT WORTH \$5

UNCONDITIONAL MONEY-BACK GUARANTEE

Send "Edu-Kit" Postpaid. I enclose full payment of \$19.95. Send "Edu-Kit" C.O.D. I will pay \$19.95 plus postage. Send me FREE additional information describing "Edu-Kit". Include FREE valuable Hi-Fi, Radio & TV Servicing Manuals. (Outside U.S.A. add C.O.D.'s). Send check on U.S. bank or Internat'l M.O. "Edu-Kit" for 105-125 V. AC/DC \$20.95; 210-250 V. AC DC \$23.45.)

Name
Address

PROGRESSIVE "EDU-KITS" INC.

497 Union Ave., Room 522-D, Brooklyn 11, N. Y.


The Finest Radio Control Kits Available.
Now Three Locations for Even Faster Service.

Write for Catalog 56-1E

Ace R/C East
Box 1661
Burlington, N. C.

Ace R/C West
Box 18
Carmichael, Calif.

Ace Radio Control
Box 301
Higginsville, Mo.



ELECTRONIC TECHNICIANS ARE IN DEMAND TRAINED MEN ARE NEEDED NOW!

In just 15 months you can complete Electronic Technicians training to enter this ever-growing industry. Day or evening classes. Opportunity for employment in local industry. Approved for Korean Veterans.


Term's beginning January, April, July, September

Write for Catalog 224 TODAY

INDIANAPOLIS ELECTRONIC SCHOOL

312 E. Washington St.

Indianapolis 4, Indiana



BATTERY HOLDERS

For All Type Dry Cells and Mercury Cells
A complete range of voltages available through the use of ACME BATTERY HOLDERS wherever battery power is needed. Thousands are now being used in: Guiger counters—Radios—Window displays—vending machines—radio controlled—battery powered toys and hundreds of other uses. Send for free price list.

ACME MODEL ENGINEERING CO.
8120-B Seventh Ave., Brooklyn 9, N. Y.

I. F. AMPLIFIER \$29.50

Improve The Sensitivity and Selectivity
Of Your FM Receiver!

Three high gain I.F. stages, Dual limiters and Detector. From the plate of the mixer tube to the input to your audio system this complete unit will fill the gap. A finely designed and constructed I.F. Amplifier for all 10.7 Mc uses. Suitable for Laboratory, High Fidelity, Experimental home constructors and Functional Music systems.

Write for FREE literature!

THE DENSON ELECTRONICS CORP.

P.O. Box 122, Rockville, Conn.

TRemont 5-5198



ROAD TO RICHES

You can be the next uranium millionaire! Government guarantees huge bonus! PRI instruments from \$29.95. See your local dealer today! FREE CATALOG!

Write PRI, 4223 PT W. Jefferson
Los Angeles 16, California



Get Your F. C. C. LICENSE Quickly!

Guaranteed preparation, in a MINIMUM OF TIME, for F.C.C. commercial operator examinations. Our highly specialized training is available by correspondence, or in resident classes in

WASHINGTON, D. C. and HOLLYWOOD, CALIF.

Write for our free booklet with complete details.

GRANTHAM School of Electronics

Dept. 40-F, 821 19th Street, N.W., Washington, D.C.

liable signal Mondays-Saturdays at 0545-0100, Sundays at 0745-0007. (LS)

A new S.E. Asia service is reported at 1900-2000 on CKLO in the 49-meter band. Further details are requested. (WS)

Ceylon—This one can be tuned on 15,120 kc. in the Commercial Service from Colombo at 2130 with pop music and English, and on 9520 kc. at 1100-1130 with a religious program (GQ, RR)

Chino—Radio Peking is operating on 11,715 kc. from 0730 to 1000 s/off. Programs are in Oriental language until 0930, English to the s/off. (VO)

Christmas Island—Although not a s.w. broadcast station, this rare one can be found in the 10-meter amateur band, around 28,480 kc., afternoons. Call is VE7ASL/VR3. (ER)

Cook Islands—Another one worth the patience in tuning for it is ZL1ZA, Rarotonga, on 5050 kc. It can be heard Mondays at 2330-0000 in Island languages and at 0000-0030 (news at 0015) in English. (BH)

Ecuador—HCJB, Quito, 11,915 kc., is easy to read evenings at 2100-2330. They send a wood carving of an Ecuadorian Indian to anyone requesting it. (KD, LW, JM)

Egypt—Cairo can be heard as follows: on 6215 kc. in Arabic at 1900 with news and Arabic music; on 9790 kc. at 1900-2000 with musical program and Arabic announcements; and on 11,670 kc. until 1800. This latter xmsn may now be only until 1700. (FW, BA, MA)

Formoso—An English program for North America can be tuned on BED3, Taipei, 15,235 kc., in parallel with a 11,815A-kc. outlet. (CM)

France—A new schedule carries English on 7240 kc. at 0900-1000, and French at 1500-1530 on 15,400 kc. (CM)

French Guineo—Radio Conakry is reported operating in French on 6155 kc. daily (except Fridays) at 0715-0815 (Saturdays to 0830) and 1300-1630, on Sundays at 0700-0830 and 1400-1630. (RR)

Germany—By this time, Deutsche Welle should be operating as follows: 0500-0800 on 15,275 kc. to the Far East; at 0930-1230 on 17,845 kc. to the Near East; at 1300-1600 and 1700-2000 on 11,795 kc. to Africa and South

Postal Chart

Charles Maxant writes that anyone wishing a postal rate chart showing rates and information the world over should write to: Mr. Allen Greever, Post Office Department, Washington 25, D. C. The chart is free.

America; at 2030-2330 on 9640 kc. to North America. (WRH, NV, LN, GI, and many others)

Greece—Radio Athens can be heard on 17,775 kc. at 1300-1330 in English and French and on 15,345 kc. at 1400-1500 in Greek and French. The 15,345-kc. outlet has been noted closing just before 1800. (CM, JM)

Haiti—4VEH, Cap Haitien, has been reported on 9625 kc. at 2130-2200 Mondays with "Listener's Box." This outlet is somewhat lower than usual. 4VE, 6100 kc., is under construction. (BB, FG)

India—Delhi is operating on two new channels: on 21,580 kc. at 0830-0930, dual to 17,795 kc., in English; on 17,720 kc. at 0730-0740 with Home Service in English and Hindi, dual with 15,325 kc. (RL)

Delhi is also reported on a seldom-used channel of 15,380 kc. at 1930-1940 with English news. (BS)

Indonesia—The Voice of Indonesia operates on 9710 kc., YDF6, and is being noted around 0300 with interviews and commentaries.

ABBREVIATIONS

- A—About this frequency
- BBC—British Broadcasting Corp., London, England
- BC—Broadcasting service or station
- kc.—Kilocycle
- kw.—Kilowatt of power
- mc.—Megacycle
- m.w.—Medium wave
- QTH—Exact location
- s/off—Sign-off of station
- /on—Sign-on of station
- V—Verified frequency
- xmsn—Transmission from a radio station
- xmtr—Transmitter used by station

ies, at 0600-0630 and 1000-1010 with news and announcements. All listings shown are in English. (RR, NS, FL, JB)

YDQ3, 7290 kc., Makassar, is heard daily around 0930-1000 s/off with world news and American pop music. (BK)

Iran—EPB, Teheran, 15,100 kc., is being received at 1300-1400 with an excellent signal. Program is mostly native music. (BS)

Israel—Voice of Israel is on at 1415 with Yiddish program; heard at 1500 with Hebrew program. At 1530, Voice of Zion is on in French, and at 1615-1700 the same program is on in English (1715 on Sundays). Hebrew news is noted Mondays-Saturdays at 1700-1710 s/off. The frequency is 9008 kc. Address for reports on their English program is: Voice of Zion, P. O. Box 754, Jerusalem, Israel. (SF)

Italy—Radio Roma has English daily at 1915-1935 and at 2125-2145 to North America. News in French can be heard at 1935-1955. Reception reports go to Italian Radio Broadcasting Co. (Radio Roma), P. O. Box 320, Rome, Italy. (RS, NE)

Jamaica—The Jamaica B/C Co., Kingston, has good programs in English during evening hours, with news at 2200 on 4950 kc. Address here is 32, Lyndhurst Road, Cross Roads, Kingston, Jamaica. (WB)

Japan—The Radio Research Labs., Standard Frequency Section, Kogandí, verifies with a red, white, and blue QSL card. The schedule is 2500 kc.—0600-0800; 4000 kc.—24 hours daily; 5000 kc.—24 hours on Mondays only; 8000 kc.—2000-1000; and 10,000 kc.—24 hours on Wednesdays only. The 5000-kc. outlet probably operates at 1400 on Mondays to 1400 on Tuesdays; the 10,000-kc. outlet is heard at 1400, Wednesdays to 1400, Thursdays. (TK)

Liberia—ELWA, Monrovia, is reported on 4810 kc., and is best heard with religious program, Sundays only, at 1700-1815 s/off. (SF)

Libya—The Forces B/C Service in Ban-



3

EXCLUSIVE! TRANSISTOR RADIO KITS

by "KIT KING" • MODERN DESIGN

KIT #1 "SOLAR/CELL." Dual-powered, pocket size; sensitive with ample volume. Sun battery for daytime (works on 100W lamp, too); Mercury cell for nite operation outlasts regular batteries five times! Pre-drilled plastic cabinet; step-by-step instructions; hi-gain transistor, diode, loopstick, variable condenser, socket, phone jacks, switch, wire, knob, hardware. Wt. 6 oz. **\$7.88**

KIT #2 "SOLAR." Sun battery powered. (Kit #1 less mercury cell & switch.) Wt. 9 oz. **\$6.88**

HI-IMPEDANCE PHONES for above sets. **\$1.95** Only

COMPLETE

KIT #3 "CELL." Mercury cell powered. (Kit #1 less sun battery.) Wt. 5 oz. **\$5.55** Only

SOLDERING IRON with solder included, only **\$1.00**

WORLD FAMOUS "KIT KING" \$1 KITS

FREE! ANY \$1 KIT WITH EACH \$10 ORDER!

- 8-PC. NUTDRIVER KIT.** Plastic handle, 3/16, 7/32, 1/4, 5/16, 11/32, 3/8, 7/16 steel socket wrenches in plastic case. Wt. 1/2 lb. **\$1** value.
- 60 MICA CONDENSERS.** Postage stamp sizes, 27 values! 00001 to .01 mf to 1200 WVDC. Silver. 5/8". **\$1** too! Wt. 1/2 lb. Reg. \$21.
- 60 CARBON RESISTORS.** Insulated, 35 values! 12 ohms to 10 meg; 1/2, 1 & 2 W. 1 & 5%, too! Wt. 1/2 lb. **\$1** Reg. \$18.
- 40 MOLDED CONDENSERS.** Best known makes! Asstd. values, .0015 to 0.1 mf up to 1000V. Wt. 1/2 lb. **\$1** \$13.
- 25 TUBE SOCKETS.** Sub-miniatures, 7, 9-pin, 4 to 8-pins. Mica-filled and ceramic. Solder shield base. Wt. 1 lb. **\$1** Reg. \$9.
- 50 CERAMIC CONDENSERS.** Discs, tubular, cartwheel, standoff types. 5 mmf to .01 mf up to 1000V. Wt. 1/2 lb. **\$1** Reg. \$14.
- 30 DISC CONDENSERS.** Ceramic, 4.7 mmf to .01 mf up to 1000V. Assorted **\$1** values. Reg. \$12.
- 50 RF COILS & CHOKES.** 20 types HF coils, chokes & structured coils for radio. TV lab. Wt. 1 lb. **\$1** Reg. \$15.
- 60 TUBULAR CONDENSERS.** 25 values: .00035 to 1 mf up to 6000V. OHS, too! Wt. 2 lbs. Reg. \$19.
- DIODE KIT #1.** Four of the most used types: 1N21, 1N22, 1N23, 1N34A. Shop. **\$1** lab must! Reg. \$11.
- DIODE KIT #2.** Three popular diodes in poly bag: 1N34, 1N48, 1N51. Reg. **\$1** \$4.16.
- 2000 PCS. HARDWARE.** Woodworking, radio-TV, shop screws, springs, grommets, etc. Hundreds of items. Wt. 2 1/2 lbs. Reg. \$12.
- 60 TERMINAL STRIPS.** Asstd. solder terminal strips & clips: 1 to 7 lugs. Reg. **\$1** \$4. Wt. 1/2 lb.
- ROLLS HOOKUP WIRE.** Seven 25-ft. rolls #18 to #24. Asstd. stranding, insulation. Colors. Wt. 1/2 lb. **\$1** Reg. \$4.
- 12 AC-DC LINE CORDS** for all electrical equipment, 14" long w/molded plugs. Stock #19 up now! Wt. 1 lb. Reg. **\$3**
- 125 RESISTORS** insulated and non-insulated, 35 values, 5.0 ohms to 1 meg; 1/2, 1 & 2W. A, B & 5%, too! Wt. 1/2 lb. **\$1** Reg. \$15.
- CRYSTAL RADIO KIT**—lowest price anywhere! Complete with 1N34 diode, loopstick, cabinet, condenser, wire, hardware, instructions. Reg. **\$1** \$2.50.
- 15 VARIABLE CONDENSERS.** Erie ceramic T-82A types, 10 values. Singles and duals. Wt. 1/2 lb. **\$1** Reg. \$12.
- 15 VOLUME CONTROLS.** Asstd. values to 1/2 meg. WW, too! Wt. 1 lb. **\$1** Reg. \$12.
- 150 PARTS!** Large asst. resistors, discs, tubulars, chokes, fuses, slug, wire, etc. A rate buy! Wt. 2 lbs. Reg. **\$1** \$15.
- 20 W.W. POWER RESISTORS:** 5 to 50 W. 20 values to 20,000 ohms. Tubular, canndom, sandw. Wt. 2 lbs. Reg. **\$1** \$9.
- POWER SUPPLY SET.** In-circuit transformer: 115 to 4.3V @ 0.6A; 150V @ 15 ma; plus sel. rect. 65 ma. Wt. 3 lbs. Reg. **\$4.50**
- 12 PANEL SWITCHES.** 8 types—micro, A.C., car, push, rotary. Wt. 2 lbs. Reg. **\$1** \$12.
- 10 "POLY" BOXES.** Asstd. sizes, hinged & snap lock clear plastic boxes, for pocket radios, parts. Hundreds of uses. Reg. **\$2.50**
- SCOOP! 40 SUBMINIATURE RESISTORS.** Size: 7/64" x 1/16", 35 ohms to 4.7 meg. 12 values. Plastic cased. 1 & 5%, too. Reg. **\$8**.

FREE! GIANT BARGAIN FLYER!

Check items wanted. Return entire ad with check or M.O. Include sufficient postage, excess returned. C.O.D. orders 25% down. Hand. not 30 days. PF-7

HOW TO ORDER Name

(Please print)

Street

City Zone State

Enclosed \$ for items; \$ for postage.

LEKTRON SPECIALTIES

28 GARDINER ST. CHELSEA 50, MASS.

Visit our salesroom at 131 Everbtt Ave., Chelsea

Shrinks Hemorrhoids New Way Without Surgery

Science Finds Healing Substance That
Relieves Pain—Shrinks Hemorrhoids

For the first time science has found a new healing substance with the astonishing ability to shrink hemorrhoids and to relieve pain—without surgery.

In case after case, while gently relieving pain, actual reduction (shrinkage) took place.

Most amazing of all—results were so thorough that sufferers made astonishing statements like "Piles have ceased to be a problem!"

The secret is a new healing substance (Bio-Dyne*)—discovery of a world-famous research institute.

This substance is now available in *suppository* or *ointment* form under the name *Preparation H*. * Ask for it at all drug counters—money back guarantee.

*Reg. U.S. Pat. Off.

WALKIE-TALKIE

Build a real wireless portable radiophone for the 2 meter amateur band with the following precision components. Factory wired and tested transceiver chassis complete with special dual tube \$6.50. UTC "ouncer" mike transformer \$.98. High output carbon mike \$1.49. Super Alnico headphone \$1.25. 2" x 5" x 9" aluminum case \$2.00. Wiring diagram \$.50. Uses standard batteries available at your local radio store. Please include 5% for postage. COD's require \$1.00 deposit.

SPRINGFIELD ENTERPRISES

Box 54-E

Springfield Gardens 13, N. Y.

CABINET MAKING



LOW COST HOME TRAINING COURSE
FOR BEGINNERS & ADVANCED CRAFTSMEN

Make money. Learn skills and secrets of fine woodworking and tool use. Professionally prepared shop method training tells and shows how. Covers everything. Easy to master.

Write for
Free Booklet

INTERSTATE TRAINING SERVICE

DEPT F-95 PORTLAND 13, OREGON



Corrosion-Proof Aluminum Battery Boxes
for Every Type of Miniature Battery

AUSTIN CRAFT manufactures largest selection available anywhere for Radios, Electronics and Hobby Crafts — Send 10c for complete illustrated catalog and oil Battery hook-up diagrams — simplified for beginners.

AT DEALERS EVERYWHERE OR WRITE DIRECT TO

AUSTIN CRAFT • 431 SOUTH VICTORY • BURBANK, CALIF.

VOCALINE CITIZENS RADIO TRANSCEIVER

Any U. S. Citizen 18 years old or more may obtain a station license. No operators license is required. Operates on 415 MC, 117 volts AC or DC or 6 volts DC. Only \$69.75 per unit, \$139.50 per pair.

SPERA ELECTRONICS SUPPLY

37-10 33 St., Long Island City, N. Y.

Please Include Sufficient Postage
Dealer Inquiries Invited

TRAIN FOR CAREER IN ENGINEERING OR COMMERCE

BACH. SC. DEGREE IN 27 MONTHS in Mech., CIVIL, Elect., Chem., Aera., Radio (CV-Electronics) Engineering. IN 36 MONTHS in Bus. Adm. (Gen. Bus., Acctg., Motor Transport Mgt.) . . . capable students faster. Visit campus, see well-equipped labs. Heavy demand for graduates. Placement service. Prep courses. Approved for Vets. Enter Sept., Jan., March, June. Low cost. Write Jean McCarthy, Dir. Adm., for "Your Career in Eng. & Com."

at TRI-STATE COLLEGE 3676 College Ave.
Angola, Indiana

ghazi has moved to 3305 kc. from 4930 kc. and operates at 2300-0130 (Sundays, 0000-0115). (Radio Denmark via GQ)

Molayo—The British Far Eastern B/C Service is heard on 9690 kc. at 0430-0445 and on 15,435 kc. at 0830-0900 with English news and commentaries. The 15,435-kc. outlet closes at 1145. (BS, FL)

Mauritius—V3USE, Forest Side, was found on 15,092V kc. at 2200, opening with a march, after announcement, there was music to 2230. French news followed to 2243; dance music to 2300; English news, and a fading signal at 2314 s/off. On Saturdays, there is no English session but the music runs to 2330 s/off. (GF)

Mexico—XESC, 15,205 kc., *La Mas Espanola del Mundo*, Mexico City, was noted at 1930-2010. This station has been inactive for a long period but now appears to be carrying the usual programs. Identity is 4 chimes (G-G-E-C) and announcement "XEMC y XESC . . . en la Ciudad de Mexico". The announcer asked in Spanish for reports, at 1910. (WF)

New Caledonia—*La Voix de la France dans le Pacifique, Ici Noumea*, Noumea, 603E kc., carries American pop music but no English. This can be tuned around 0300. (JB)

Norway—English is scheduled from *Radio Norway* on Sundays only at 2100-2120 with "Norway This Week." They open at 2000 on LLG, 9610 kc., and LLS, 7240 kc. They have scheduled a new special program for Mondays at 2100-2130. LLN, 17,825 kc., can be tuned Sundays at 0900-0920 in English. (CM, JM, SF, LW, SW)

New Guinea—VLT6, Port Moresby, 6130 kc., carries music and news at 0415-0430. (FL)

Pakistan—Karachi has English news at 2000 followed by native music and singing in "Pakistan Calling" on 11,885 kc., parallel to 15,255 kc. Close-down is at 2015. (DX, AB)

Panama—HOLA, Colon, 9505 kc. (reported on 9480 kc.), is being heard at 0800 and 1700 with English request programs. S/off is at 2200. (DA)

Peru—*Radio San Cristobal*, Lima, the only station in Peru on a 24-hour schedule, is transmitting simultaneously on 6102 and 6220 kc. A special nightly program entitled "Bailables Phillips" is on the air every day at 0000-0600. (WRH)

Philippines—DZ17, 6080 kc., Navotas, Rizal, is heard at 0815-0830 with English news. The station runs 300 watts and is a rare one to log. (RR)

Sarawak—*Radio Sarawak*, 5052 kc., is being heard mornings with a BBC news relay ending at 0810, a message from the Health Office and dance time starting around 0825. This program is mostly popular music, and announcements are all in English. (JB)

Spanish Morocco—*Radio Dersa*, EHT-1 (or EA9AH?), Tetuan, 6067 kc., is reported operating at 0600 s/on to 1800 s/off with all-Spanish transmissions. (RR)

Sweden—SBP, Stockholm, 11,705 kc., is easily heard at 0000-0030 with English talks, news, and music program to Western North America. (BV)

Switzerland—HER3, 6165 kc., Berne, is very strong on the East Coast at 2130-2215 with first transmission to North America, but a re-

porter in Hawaii reports no trace of the signal. Another xmsn to North America is noted at 2310 on HER3, dual with HER4, 9535 kc., and HER5, 11,865 kc. Good music is a feature on these transmissions. (LS)

Syria—Damascus, 11,695 kc., signs on at 0000 with "Marching Strings" and has an excellent signal in language until BBC opens at 0015 on 11,700 kc. Damascus can also be tuned in French at 0030-0130 and in English at 0130-0230. (AB)

Tahiti—Ici Radio Tahiti, 6135 kc., Papeete, is readable from 0015 to 0300 s/off with pop-

SHORT-WAVE CONTRIBUTORS

Aref Baba-Eldin (BA), Raleigh, N. C.
 Dave Angel (DA), Marietta, Ohio
 Jim Marsh (MA), Stroudsburg, Pa.
 Anson Boice (AB), New Britain, Conn.
 Bon Bonnell (BB), Cuyahoga Falls, Ohio
 J. Ross Brownell (JB), Vancouver, B. C.
 Bill Berger (WB), Fairfax, Okla.
 William Currell (WC), Toronto, Ontario
 Kenneth DeAnnis (KD), Philadelphia, Pa.
 Michael Dorgan (MD), Jordan, N. Y.
 Alfred Ewer (AE), Dartmouth, Nova Scotia
 Bill Evans (BE), Port Arthur, Ontario
 Noel Elliot (NE), Meadowvale, Ontario
 Grady Ferguson (GF), Charlotte, N. C.
 Stuart Fidler (SF), Jordan, N. Y.
 Bill Flynn (WF), Berkeley, Calif.
 Fred Gatz (FG), Lancaster, N. Y.
 Rob Hatter (BH), Syosset, N. Y.
 George Ingram (GI), Philadelphia, Pa.
 Bob Knowles (BK), San Diego, Calif.
 David Kimpton (DK), Cobourg, Ontario
 Tommy Kneitel (TK), New York, N. Y.
 Frank Longenecker (FL), Hollywood, Calif.
 Roger Legge (RL), McLean, Va.
 Chuck Maxant (CM), Baldwin, N. Y.
 Joseph McGeard (JM), New Britain, Conn.
 Mike Meltzer (MM), Syracuse, N. Y.
 David Anderson (AN), Ferndale, Calif.
 Lynn Nored (LN), Ringgold, Texas
 Victor Ott (VO), Kansas City, Mo.
 Martin Potter (MP), London, Ontario
 Peter Perlongo (PP), Fort Chaffee, Ark.
 George Quay (GQ), Allentown, Pa.
 Emmet Riggle (ER), Massillon, Ohio
 George Ryan (GR), Honolulu, Hawaii
 Rolan Riker (RR), San Bernardino, Calif.
 Bill Schultz (BS), North Arlington, N. J.
 Harwood Shepard, Jr. (HS), Auburn, N. Y.
 Larry Seidman (LS), Brooklyn, N. Y.
 Norman Styer, Jr. (NS), Elverson, Pa.
 Ronald Sinclair (RS), Wooster, Ohio
 Vincent Staffo (VS), Herkimer, N. Y.
 William Smith (WS), Louisville, Ky.
 John Beaver (BI), Pueblo, Colo.
 Nick Vrettos (NV), Fort Smith, Ark.
 Francis Welch, Jr. (FW), Worcester, Mass.
 Joel Whitaker, Jr. (JW), Indianapolis, Ind.
 Larry Whitman (LW), New Castle, Pa.
 Steve Wilhelm (SH), Brooklyn, N. Y.
 Gerry Dexter (DX), Waterloo, Iowa
World Radio Handbook (WRH)

ular American music and French lyrics. News in French is heard at 0200. An English session is reported Fridays at 0200-0300. (JB, DA, BH, AN)

Tangier—A folder-type QSL card from WTAN, *The Voice of Tangier*, British P. O. Box 219, Tangiers, Morocco, lists the following schedule: 0430-0500 (daily); 1200-1230 (Mondays only); 1400-1430 (Thursdays and Fridays only); 1430-1500 (Fridays only); 1530-1600 (Wednesdays and Fridays only); 1600-1630 (Mondays-Fridays); 1630-1700 (daily); 1730-1800 (Mondays-Fridays); through to 1830 (Wednesdays and Fridays). This station operates on 9490 kc. They send a copy of the New Testament on request. (AB, DA, JM, LW)

Thailand—HSK9, Bangkok, 11,670 kc., is

THE BIGGEST BARGAIN

IN TEST
EQUIPMENT



\$7.95
COMPLETE

PAT.
PEND.

CIRCUIT ANALYZER and TUBE CHECKER

First miniaturized test instrument to fit in the palm of your hand. Tests radio, Hi-fi, and TV tube filaments, voltages, shorts, leakage, continuity and electronic components. Test prods and service manual simplify diagnosis of TV, radio, Hi-fi, appliances, auto and electrical circuits. Powerful search lantern on reverse side handy for trouble shooting or emergency. Write for data sheet or order now.

APPARATUS DEVELOPMENT CO., INC.
DRAWER 86, WETHERSFIELD 4, CONN.



WANTED

Willing to pay cash for Early
Phonographs with outside
horns

WANT Coronet (illustrated), Double Bell Wonder, Victor Types A, D, E, and O, Monarch Special and Improved Monarch. Also Edison, his Idelia, Excelsior, and Treadle Phonographs. Want early Bell-Tainter, American Gramophones, Multiphone, Multinola, Scott Magazine Phonograph, Peerless, Sovereign, Wizard Phonograph, Regina Hexaphone, Autophone, Berliners, Puck, and Graphophones. Also catalogues or old literature on phonos made prior to 1906. Want unusual machines and coin-in-slot cylinder phonographs.

A few duplicate Edisons and Graphophones
are now available for sale or trade.

Send clear snapshot and full information to
Box 50

POPULAR ELECTRONICS
366 Madison Ave., New York 17, N. Y.

PHOTOGRAPHERS!

5c

brings you a copy of . . . "HOW TO PHOTOGRAPH A BABY"

by Josef Schneider

Look over the shoulder of a world-famous baby photographer at work in his studio, and learn from his methods and techniques.

You'll pick up dozens of practical tips and suggestions in this pamphlet . . . improve your own baby pictures.

While the supply lasts—the pamphlet is yours for only 5c. Simply fill out the coupon below to get your copy of "How to Photograph a Baby," by Josef Schneider.



POPULAR PHOTOGRAPHY, Dept. PE

306 Madison Avenue
New York 17, N. Y.

Here's my 5c. Please send me a copy of "How to Photograph a Baby."

Name _____

Address _____

City _____ Zone _____ State _____

RADIO COURSES

FCC LICENSE PREPARATION

- COMMERCIAL
- AMATEUR
- CODE BRUSH-UP
- THEORY

TELEVISION AND RADIO SERVICING

Residence Courses Only

Personal Counseling Approved for Veterans

YMCA TRADE & TECHNICAL SCHOOL of N. Y.

15 West 63 St. New York 23, N. Y.

EN 2-8117

Catalog P. E.

53rd
Year

ATTENTION

- Hobbyists
- Club Members
- Study Groups

Subscriptions to POPULAR ELECTRONICS at special bulk rates are available to club members, study groups, employee groups, schools, etc.

For information, write to:

POPULAR ELECTRONICS

Dept. 1016

366 Madison Ave. New York 17, N. Y.

heard at 0525-0550 with opening announcements in Thai, followed by news and weather in English, and native music. On the West Coast, the signal often fades rapidly after 0600. (BK, RR, AE)

Trinidad—Radio Trinidad, Port-of-Spain, is now scheduled at 0400-1445 on 5978 kc., and at 1445-2200 on 3250 kc. The station operates in the m.w. at 1223 kc. (WRH)

United States—WLWO, Cincinnati, 6010 kc., carries a "Mailbag" session at 1930. KNBH, Dixon, 9510 kc., has the very popular "Music, USA" program at 2200. (SW)

Vatican City—English from the Vatican City can be tuned at 1000-1015 or at 1315-1345 on 6190, 7280, 9646, 11,865 kc. or on 15,120 kc. (CM)

Yugoslavia—Radio Yugoslavia, Belgrade, 6.30 kc., is usually readable at 1715-1730 s/o with an English news period. (SF) -30-



Code Reception

(Continued from page 84)

and *R1* at zero resistance. (2) When this adjustment has been made and checked, tune the receiver to a clear spot on the dial, switch *S1* on, and adjust *R1* until the audio tone has the most pleasing sound. Adjusting *R1* may detune the b.f.o. slightly, but a small readjustment of the knob on the top of *T1* will restore it to resonance. The two unmarked variable capacitors shown with the coils inside the dashed lines are built into *T1*.

No power supply is included as a part of the i.f. oscillator because its requirements are small and, in most cases, the power needed to operate it can be obtained from the receiver with which it is used. If your receiver is of the a.c.-d.c. variety, however, or if you prefer not to dig into its wiring, any small power supply delivering 6.3 volts for the heater and between 200 and 300 volts for the plate, screen, and modulator, may be used instead. (See, for example, page 92, May, 1956).

This little i.f. oscillator will not permit code signals to be heard on a receiver which tunes only the broadcast band. However, it can be used as a code-practice oscillator with such a receiver. And you will be able to hear code stations on any broadcast receiver which also tunes the short-wave bands. -30-



Thin Air, My Foot!

(Continued from page 52)

breath of thin air and busied myself with a disgusted frown.

"Well, *where* is it, then?" she countered.

"That's what *I* want *you* to tell me."

Sudden cunning tinted her face. "Isn't it possible you left it *inside* that baffle you

built last week? I heard you using it!"

"Oh, no, you don't!" I chuckled nastily. "Nice try, but I remember returning the drill to . . . its . . . proper . . . place. No, you've had it since then. Where is it?"

Her mouth began trembling. Then, quite without warning, the process of related-objects-thinking went off in my head and I knew exactly what she had done with the drill. Five minutes later, I had excavated the tool from the bottom of the planter where it had been left and carelessly buried.

"B-But how did you *know* it would be there?" asked Friend Wife, her eyes the approximate size of dinner plates. "I can't *imagine* how I could have possibly left it in there. Nor can I see how you knew it was in there, either."

"I hear voices," I admitted, mystically.

"Y-You *do!*" The dinner plates grew into meat platters.

"Ych, and one of the things they kept repeating and repeating was: *"They ain't nobody but us voices in this thin air!"* I couldn't refrain from slapping my knee and yocking heartily at this bit of humor.

I've had better audiences.

SINCE THEN, the battle to keep tools on hand goes on with the usual percentage of items vanishing, never to be seen again, and the usual number bobbing up in the unlikeliest places.

Like all good, red-blooded All-American types who find themselves gaping into the horrific maw of a seemingly losing battle, I have turned, of late, to the methods of my forefathers. And since Friend Wife appears to be immune to patient, kindly,




repetitious suggestion, education and dire warning—I'm left with only one as-yet-untried course.

Does anybody know where I might buy an old-fashioned razor strop? —30—

July, 1956

KLIPSCH SHORTHORN corner horn speaker system



Designed and manufactured by the originator of the KLIPSCHORN speaker system, the SHORTHORN is second only to the KLIPSCHORN system in performance. Using coordinated acoustic elements, including filters, it offers exceptionally smooth response, free from distortion. Back loading horn extends bass range without resonance.

Available in kit form, with or without drive system. Prices from \$39 for the do-it-yourself horn kit to \$216 for assembled horn with KLIPSCH ORTHO 3-way drive system installed. Write for literature.

KLIPSCH & ASSOCIATES

HOPE, ARKANSAS

NEW MAGIC RADIO WALKIE TALKIE!

Your Own Pocket Size Radio Station!

BROADCASTS TO ANY HOME OR CAR RADIO WITHOUT WIRES OR HOOKUPS! Wt. only 5 oz. Size (2 1/4 x 4 1/4"). Built-in telescoping antenna. Powerful Transistor tube—sensitive microphone, frequency setter, break-in switch! Runs on self-contained flashlight batteries. Durable plastic case. With this Walkie Talkie you CAN TALK TO YOUR FRIENDS UP TO A BLOCK OR MORE AWAY! Talk up to 1 mile or more between two automobiles. Now, Real 2-way Radio in your car. Hangs on car dash when not in use—INSTANT OPERATION! Just push button to talk! No license needed. Uses inductive field magnetic radiation. Useful and real fun in a million uses! GUARANTEED TO WORK. 1 YEAR SERVICE GUARANTEE.

SEND ONLY \$2.00 (cash, ck, mo) and pay postman \$7.00 COD postage or send \$9.00 for prepaid delivery. COMPLETE READY TO OPERATE with instructions and hundreds of ways and tricks for broadcasts thru any radio you desire. Price will go up soon, so get your NEW POWERFUL RADIOX WALKIE TALKIE NOW. Available only from:

WESTERN RADIO, Dept. REL-7, KEARNEY, NEBR.

Announcing Dramatics Script Writing Elec

FCC FIRST CLASS PHONE

After 18 years successfully training men for radio and television, the Don Martin School is now offering a home study course available to you at your own home. This is the same course that has been so successfully taught at our resident school.

Write the DON MARTIN SCHOOL Dept. PE
1653 North Cherokee Hollywood 28, California
Sales T.V. Direction Lighting Stagecraft Cinematog

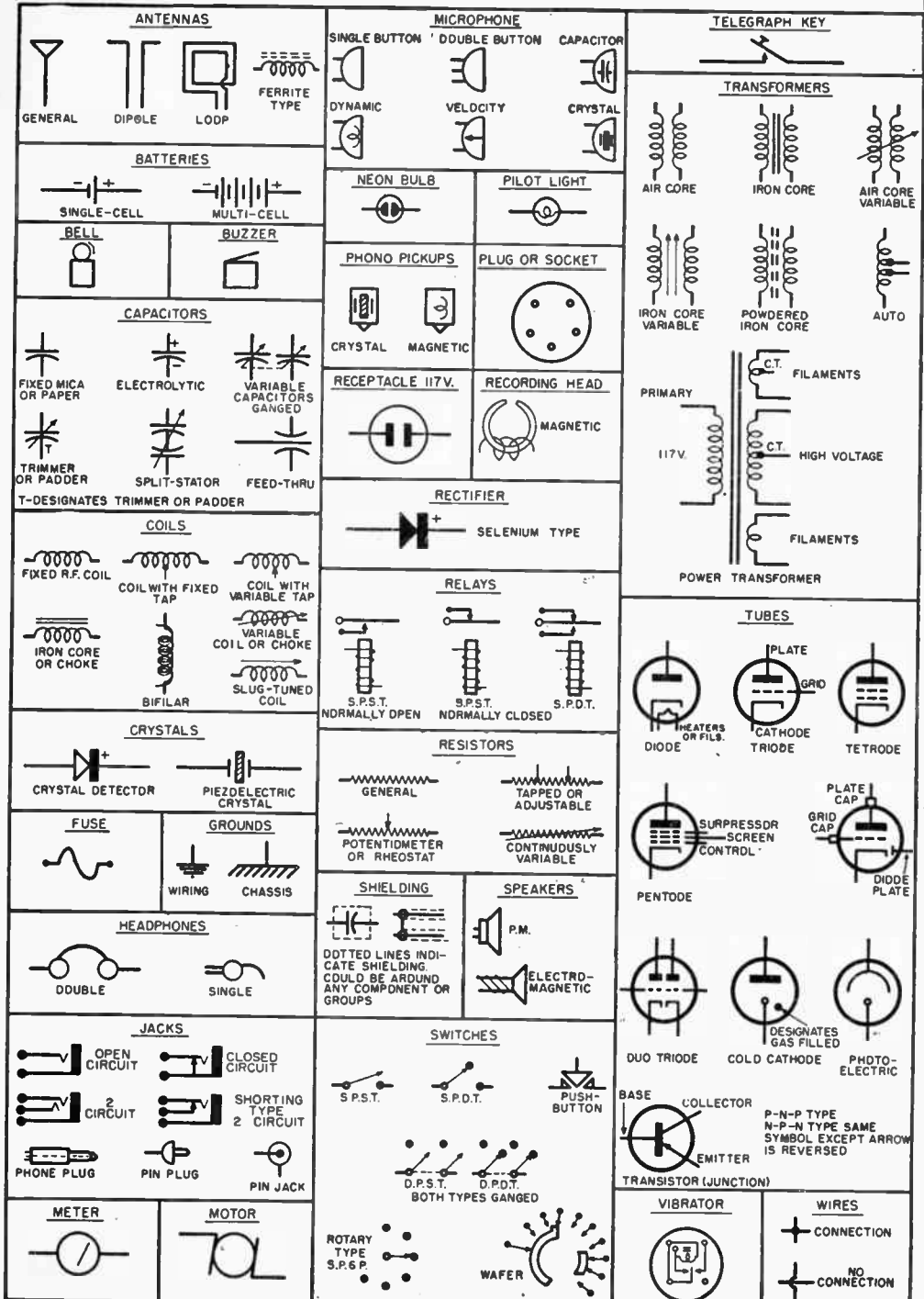
POPULAR ELECTRONICS KITS

COMPLETE KITS FOR ARTICLES
DESCRIBED IN THIS ISSUE
WRITE FOR PRICES

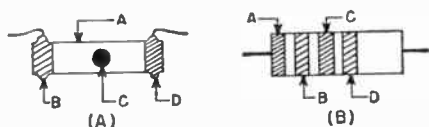
ALGERADIO ELECTRONICS CO.

236 N. Franklin St. IV 9-0808 Hempstead, N. Y.

STANDARDIZED WIRING DIAGRAM SYMBOLS



RESISTOR COLOR CODE



The ohmic value of a resistor can be determined by means of the color code. There are two standard methods of indicating this value.

In Fig. A, the body (A) and end (B) indicate the first and second digits of the value while the dot (C) indicates the multiplier to be used. The tolerance of the unit is indicated by the end color (D). For example, if the body (A) is green the number is 5; if the end (B) is grey the second number is 8. If the dot (C) is red the multiplier is 100 or two zeros should be added. The resistor is then a 5800 ohm unit. If the end (D) has no color, the tolerance is $\pm 20\%$.

In Fig. B, the first two stripes indicate the first two digits; the third stripe the multiplier; the fourth stripe the tolerance. Thus, if stripe (A) is green, (B) is grey, (C) is red, and (D) is silver, the resistor is a 5800 ohm, $\pm 10\%$ unit.

RETMA COLOR CODE CHART

| COLOR | VALUE | MULTIPLIER |
|--------|-------|---------------|
| Black | 0 | 1 |
| Brown | 1 | 10 |
| Red | 2 | 100 |
| Orange | 3 | 1000 |
| Yellow | 4 | 10,000 |
| Green | 5 | 100,000 |
| Blue | 6 | 1,000,000 |
| Violet | 7 | 10,000,000 |
| Grey | 8 | 100,000,000 |
| White | 9 | 1,000,000,000 |

TOLERANCE CODE

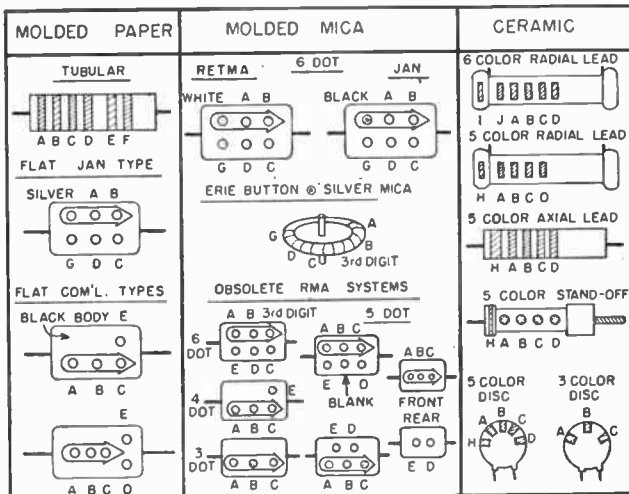
| | |
|----------------------|--------------------|
| Gold— $\pm 5\%$ | Silver— $\pm 10\%$ |
| No Color— $\pm 20\%$ | |

CAPACITOR COLOR CODE

| MOLDED PAPER | | | MOLDED MICA | | CERAMIC | |
|--------------|------------|-----------|-------------|------------|------------|-----------------------|
| Color | Multiplier | Tolerance | Multiplier | Tolerance | Multiplier | Tolerance |
| Black | 1 | 20% | 1 | 20% | 1 | 20% or 2.0 μ fd.* |
| Brown | 10 | | 10 | | 10 | 1% |
| Red | 100 | | 100 | 2% | 100 | 2% |
| Orange | 1000 | | 1000 | 3% (RETMA) | 1000 | 2.5% (RETMA) |
| Yellow | 10,000 | 5% | 10,000 | | 10,000 | |
| Green | | | | 5% (RETMA) | | 5% or 0.5 μ fd.* |
| Blue | | | | | | |
| Violet | | | | | | |
| Gray | | | | | 0.01 | 0.25 μ fd.* |
| White | | 10% | | | 0.1 | 10% or 1.0 μ fd.* |
| Gold | 0.1 | 5% | 0.1 | 5% (JAN) | | |
| Silver | | 10% | 0.01 | 10% | | |
| None | | 20% | | | | |

*Capacitance less than 10 μ fd.

Capacitance is given in μ fd. Colors have same values as on resistors, except as indicated in tables. Colors (A) and (B) are for first two digits; (C) is for multiplier. (D) is for tolerance. (E) and (F) give voltage rating in hundreds of volts; (E) is used only for ratings less than 1000 volts, (E) and (F) for first two digits of ratings 1000 volts or more. Values of colors for (E) and (F) are same as in resistance values. (G) is class or characteristic of capacitor, (H), (I), and (J) give temperature coefficient. (G), (H), (I), and (J) are not listed in the tables, since this information is seldom needed by the average home builder.



Classified

RATE: 50¢ per word. Minimum 10 words prepaid. September issue closes July 3rd. Send order and remittance to: POPULAR ELECTRONICS, 366 Madison Avenue, N. Y. C. 17.

FOR SALE

TUBES-TV, Radio, Transmitting And Industrial Types At Sensibly Low Prices. New, Guaranteed 1st Quality Top Name Brands Only. Write For Free Catalog or call Walker 5-7000, Barry Electronics Corp., 512 Broadway, New York 12N, N. Y.

DIAGRAMS for repairing radios \$1.00, Television \$2.00. Give make, model. Diagram Service, Box 672-PE, Hartford 1, Conn.

USED Television sets \$14. Jones, 1115 Rambler, Pottstown, Penna.

SECRET Beam Transmitter, New, Five Mile Range, White & Infrared, Portable, Flashlight battery operation. Includes Signal Gun, Gunstock, Tripod, Infrared Goggles, Remote Control, Carrying Case, Manual, Government paid over \$50. Yours for only \$10 postpaid. Illustrated Signal Corps Manual 50c. Surplus, Box 118, Jersey City 4, N. J.

TV Trade-In Sets; Philco, RCA, Emerson, others. List available. 10"—\$12; 12"—to 17"—\$15 up. Washtek Service—Dept. PE, 956 Southern Blvd.—Bronx, N. Y.

REGENERATIVE Two Transistor Pocket Radio. Broadcast Band, Plays while walking. No ground or cumbersome antenna connections. All parts with precut leads, batteries, wire, solder. Drilled case. Kit \$11.95. Factory wired \$15.95. Special earpiece \$3.99 postpaid. Highland Electric, Box 553E, Pasadena, Calif.

ARMY Field Telegraph Set, New including Key, Headphone, Manual, Carrying Case \$10 postpaid. Surplus, Box 118, Jersey City 4, N. J.

TRANSISTOR Pre-Amp \$9.95, F-M Pocket Radio Kit \$3.95, Tube \$5.95, Earpiece \$5.95, Transistor Two Band Radio With Earpiece \$25.95. Three Electronic Questions Answered \$1.00 and Stamped Envelope, Ekeradio Electronic Developments, 646 No. Fair Oaks, Pasadena, Calif.

ELECTRONIC Hobbyists—Engraved Plastic Nameplates for your equipment, white letters black background sizes up to 1½" x 3", 1/32" or 1/16" thick. Cut to your specifications \$1.00—Larger Size Prices On Request, M&M Engraving Service, Box 775, Delair, N. J.

BUILD pocket radios. 5 selected plans, 50¢. Cook, 4003-E Roosevelt, Midland, Texas.

"15 TESTED One-tube Circuits," catalog and "Radio-builder" magazine—25c. Laboratories, 328-L Fuller, Redwood City, California.

TELEPHONE Transmitter. Hand set type. Suitable for inter-house phones, speakers or any communication purpose. Delivered two for \$1.00. No C.O.D.'s. Telephones, Dept. C-329, 1760 Lunt, Chicago, 26.

SUBMINIATURE Transistor Relay Closes at 1.8 Ma. Weighs few grams Ideal for r/c 10K only \$2.00. Weis Electronics, Cedarcroft, Jamaica, N. Y.

CRAMOLIN liquid removes oxidation, sulfation and dirt from contact points, switches, commutators, etc. and keeps them clean. Prevents arcing, noise and sticking of all electrical contacts. A quality item imported from Germany. 4 ounce bottle \$3 postpaid. Competition Chemicals, Iowa Falls, Iowa.

AUTOMATIC Headlight Dimmer. Transistorized. Kit or ready to install. Nagog, Littleton, Massachusetts.

NEW! "Tello" Attractive Device Turns Your Hi Fi Or TV "Down" When You're On The Telephone—Automatically—No Tools, Clips To Phone—Clips To Set. Adds Luxury Regularly \$5.79. Now \$4.38 Guaranteed. United, 3068 Brighton, Third St., Brooklyn 35, N. Y.

WALKIE-TALKIE. Build wireless portable radio-phones for less than \$10.00. Plans for variable frequency and crystal control types, only 50c for both. Springfield Enterprises, Box 54-E-7, Springfield Gardens 13, N. Y.

TRANSISTOR devices, walkie-talkies, VHF AM-FM portable radios, wireless mikes, etc. at wholesale prices direct from our factory. Free literature. Springfield Enterprises, Box 54-E-7, Springfield Gardens 13, N. Y.

TAPE Recorded Code Course, Novice \$11. Individual practice tapes \$3.50. Write for details, Tapedcode, Box 31, Langhorne, Pa.

"**AUTOMATIC** Garage Door Control" Book (POPtronics Bookshelf, March, 1956); standard parts; radio or post control. Complete assembly instructions, plans photos, exploded view: \$1.50. R-L Books, 13339-A Debby, Van Nuys, California. Guaranteed!

ELECTRIC Guitars, Amplifiers, parts, wholesale, Free Catalog. Carvin, PE287, Covina, Calif.

DIAGRAMS—Repair Information! Radios, Amplifiers, Recorders \$1.00. Televisions \$1.50. Send Make, Model, Chassis. (Air-Mail + 20¢) TV Militie, Box 101-PE Hicksville, New York.

TRANSISTORS! Two for \$1.00. Researcher, Box 175, North Dayton Station, Dayton, Ohio.

WANTED

CYLINDER and old disc phonographs. Edison Concert, Balmoral, Conqueror, Opera, and Oratorio models. Berliner Gramophones and Zono-o-phones, Columbia disc and cylinder Graphophones, Bettini micro-reproducer. Want old catalogues and literature on early phonos prior to 1919. Will pay cash or trade late hi-fi components. POPULAR ELECTRONICS, Box 50.

TUBES and equipment bought, sold and exchanged. For action and a fair deal write B. F. Gensler, W2LNI, 56 Crosby St., N. Y., 12N, N. Y.

INVENTIONS WANTED

INVENTIONS wanted. Patented; unpatented. Global Marketing Service, 2420 77th, Oakland 5, Calif.

PATENTS

HERMAN Lewis Gordon, Registered Patent Attorney, Patent Investigations and Opinions, Warner Building, Washington 4, D.C.

BUSINESS OPPORTUNITIES

TO \$100.00 Weekly. Sparetime, Home Operated Mail-order Business. Successful "Beginner's" Plan. Everything Supplied. Lynn, 10420-E National, Los Angeles 34.

VENDING Machines—No Selling. Operate a route of coin machines and earn amazing profits. 32-page catalog free. Parkway Machine Corporation, Dept. 12, 715 Ensor St., Baltimore 2, Md.

FREE Booklet "Money-Making Facts" tells mechanically-inclined men how to start sparetime business at home. Lee Foley Company, Columbia Heights, Minnesota.

\$70 WEEKLY—home, spare time. Simplified mail bookkeeping. Immediate income—easy! Auditax, 34757Y, Los Angeles 34.

MAKE big money by mail. 80 page, 20,000 word instruction publication. \$1.00; guaranteed. National Printing Service, Highland Park, N. J.

EMPLOYMENT INFORMATION

JOBS—High Pay. South America, the Islands, USA, foreign countries. All trades. Clerical, labor, engineers, drivers, others. Women also. Fare paid. Application forms. For information Write Section 92B, National Employment Information, 1020 Broad, Newark, N. J.

ELECTRONICS: High Salaried Positions, Draftsmen, Engineers, Assemblers, Technicians. Crown Agency, Hotel San Diego, San Diego, California.

HELP WANTED

FOREIGN jobs list. Guaranteed. \$1. Rathe, Box 26131, Los Angeles 26, California.

TAPE RECORDERS

TAPE Recorders. Tape. Unusual Values. Free Catalog. Dressner, 89-02F, 174 St., Flushing 65, N. Y.

TAPE recorders, tapes, speakers, microphones, converters, etc. Rock Bottom prices. C. & D. Distributors, Box 5116, Dept. E., Orlando, Florida.

Always say you saw it in—POPULAR ELECTRONICS

RECORDED Tape Music, Recording tape, Accessories, Discounts. Efsco, 270A Concord, West Hempstead, N.Y.

INSTRUCTION

ENGINEERING Degrees earned by home study. American College of Engineering (University of the West) Box 27724 (D), Hollywood 27, Calif.

REPAIRS & SERVICING

KITS constructed calibrated repaired professional workmanship. A. Morse, 213-02 75 Avenue, Flushing 64, N.Y.

MISCELLANEOUS

RULE Others With Thoughts. Full Course. (Adults.) \$2. Delmar Wisdom, 846-S8 Sunnyside, Chicago 40.

INTELLIGENCE Test—exact "I.Q." Score it yourself! Information free. Testing Service, 4912 Reid Way. Sacramento 19, California.

HYPNOTISM! Complete course on Tape, \$4.00. Inquire, Drawer PE-697, Ruidoso, New Mexico.

EX-RAY Mind! Hypnotize, one glance. Guaranteed, \$3.00. Womstoker, Box 10, Ottery, Cape, South Africa.

BUILD Electronic-Brain, Self-study course with individual instruction, E.B.E., R-1 Box 825-A, Sandy, Utah.

HYPNOTIZE Successfully! Complete Easily learned illustrated course, including "Secret Nerve Pressure Technique" \$1.00. H. Fowler, 1252A Dahlia Lane, Wau-tagh, N.Y.

DIAL-A-MATIC Adding Machine. Adds (up to 99,999) Subtracts! \$2.00 Ppd. Pocket Slide Rule, 6". Complete instructions, \$.75 Ppd. Reference Handbook of Engineering Mathematics. Concise aid to study. \$1.00 Ppd. M-Lees, Box 6792, San Antonio, Texas.

REMEMBER, MR. CUSTOMER!

Over 30,000 satisfied TV servicemen can't be wrong. You can buy with confidence from VIDEO, a reputable firm with over 10 years experience. We are the sole distributor of Video Brand tubes.

We Have OVER 1000 USED TV SETS

At All Times In Our Huge Warehouse Buy one or more of these WORKING TVs to sell or use as your own second set! All Sets in GOOD WORKING condition! Your Choice—Console or Table Model

| | |
|-----------------|-----------------|
| 10".....\$23.00 | 19".....\$58.00 |
| 12".....\$28.00 | 20".....\$64.00 |
| 14".....\$33.00 | 21".....\$72.00 |
| 16".....\$40.00 | 24".....\$99.00 |
| 17".....\$46.00 | |

When ordering TVs, state whether table model or console is desired. Also preference on make of set. All TVs sent railway express F.O.B. Newark. On any quantity WIRE or CALL today!

FREE BONUS ANTENNA GIVEN WITH ANY TV SET ORDER!

Also On Hand . . . ANY MAKE OR MODEL BRAND NEW TV OR APPLIANCE

Prices on request! We will beat any quoted price!

SEND for our FREE complete TUBE & PARTS LIST and order blank.

FREE RCA "CHEATER" CORD GIVEN WITH ANY TUBE ORDER OF \$7.00 OR MORE!

FREE POSTAGE in U.S.A. and Territories on orders over \$5.00. 25¢ handling charge on orders under \$5.00. 25% deposit required on C.O.D.s. Please send approximate postage or freight on Canadian and foreign orders. Subject to prior sale.

DON'T PAY MORE FOR SET TESTED LONG LIFE DEPENDABLE RADIO & TV TUBES BUY VIDEO AND PAY ONLY

40¢ FOR ANY TUBE
we will not be undersold

INDIVIDUALLY BOXED—ALL GUARANTEED FOR ONE YEAR

OR YOUR MONEY BACK 37.00 Per Hundred

Some Standard Brand—Others With Famous VIDEO Brand

| | | | | | |
|-------|--------|--------|--------|---------|---------|
| 0A2 | 3BC5 | 6AQ7GT | 6HG6T | 6Y6G | 12SJ7GT |
| 0A3 | 3CB6 | 6A5 | 6JA | 7A5 | 12SK7 |
| 0A4 | 3Q4 | 6A57G | 6J5GT | 7A7 | 12SN7GT |
| 0B2 | 3Q5GT | 6AT6 | 6J6 | 7B5 | 12SQ7 |
| 0C3 | 3V4 | 6AU6GT | 6K6GT | 7B7 | 12V6GT |
| 0Z4 | 3V4 | 6AUSGT | 6L6 | 7C5 | 12X4 |
| 1A7GT | 4B27 | 6AUB | 6N7GT | 7C6 | 14A7 |
| 1B3GT | 4B27 | 6BV5GT | 6S4 | 7C7 | 14B6 |
| 1C7G | 5AM8 | 6AV8 | 6S7G | 7F7 | 14Q7 |
| 1F4 | 5AN8 | 6AX4GT | 6SA7 | 7F8 | 19B6GG |
| 1H4 | 5AQ5 | 6AX5GT | 6SH7Y | 7N7 | 19T8 |
| 1H5GT | 5AT8 | 6BA6 | 6SC7 | 7Q7 | 24A |
| 1J6GT | 5AW4 | 6BC5 | 6SF5 | 7Y4 | 25AV5GT |
| 1L4 | 5AZ4 | 6BC7 | 6SFT | 7Z4 | 25B6GT |
| 1L6 | 5J6 | 6BE6 | 6SG7 | 7Z6 | 25C8G |
| 1LA6 | 5T4 | 6BF5 | 6SH7 | 12AH7GT | 25CUB |
| 1LC5 | 5TR | 6BG6G | 6S7GT | 12AT6 | 25L6GT |
| 1LH4 | 5U4G | 6BH6 | 6SK7GT | 12AT7 | 25W4GT |
| 1LN5 | 5UB | 6BJ6 | 6SL7GT | 12AU6 | 25Z6GT |
| 1NSGT | 5V4G | 6BK5 | 6SN7GT | 12AU7 | 35L6GT |
| 1S4 | 5V6GT | 6B7 | 6SOT | 12AV6 | 35W4 |
| 1S5 | 5Y3 | 6BL7GT | 6S7 | 12AV7 | 35Y4 |
| 1T4 | 5Y4G | 6BN6 | 6S7 | 12AX4GT | 35Z3 |
| 1U4 | 6A4 | 6BQ6GT | 6TR | 12B7 | 35Z5GT |
| 1U5 | 6AC7 | 6BQ7 | 6U4GT | 12AZ7 | 50A5 |
| 1V2 | 6AG5 | 6BY5G | 6U7G | 12B4 | 50B5 |
| 1X2 | 6AF4 | 6BZ | 6U8 | 12BA6 | 50C5 |
| 2A7 | 6AH4GT | 6C4 | 6V3 | 12BE6 | 50L6GT |
| 2D21 | 6AK5 | 6CB6 | 6V6T | 12BH7 | 60 |
| 2K2 | 6AL5 | 6CD6G | 6W4GT | 12BY7 | 117N7GT |
| 3A4 | 6AM8 | 6CF6 | 6W6GT | 12CUG | 117P7GT |
| 3A5 | 6AN4 | 6CS6 | 6X4 | 12SA7 | 117Z3 |
| 3AL5 | 6AQ5 | 6CSGT | 6X5GT | 12SQ7 | |
| 3AUB | 6AQ5 | 6E5 | 6X8 | 12SH7 | |

SAME DAY SHIPMENT OF ALL ORDERS!

VIDEO ELECTRIC COMPANY
79 CLINTON PL. NEWARK, N. J.
Phone HUmboldt 4-9848

ADVERTISERS'

INDEX

JULY 1956

While every precaution is taken to insure accuracy, we cannot guarantee against the possibility of an occasional change or omission in the preparation of this index.

| ADVERTISER | PAGE NO. | ADVERTISER | PAGE NO. |
|---|--------------------|--|------------------|
| Ace Radio Company..... | 120 | Martin School, Don..... | 125 |
| Acme Model Engineering Co. | 120 | Midway Company | 118 |
| Algeradio Electronics Co. | 125 | Miller, Gustave | 118 |
| Allied Radio Corp. | 26 | Moss Electronics Distributing Co., Inc. . . | 3rd & 4th Covers |
| Apparatus Development Co. | 123 | National Radio Institute..... | 3, 28 |
| Austin Craft..... | 122 | National Schools..... | 15 |
| Bailey Technical Schools..... | 109 | Pacific States University..... | 118 |
| Burgess Battery Company..... | 29 | Philadelphia Wireless Technical Institute..... | 29 |
| Capitol Radio Engineering Institute..... | 21 | Photography Color Annual..... | 109 |
| Central Technical Institute..... | 17 | Popular Photography..... | 115 |
| Centralab | 20 | Precision Radiation Instruments, Inc..... | 120 |
| Cleveland Institute of Radio Electronics..... | 19 | Prentice-Hall | 26 |
| Coyne Electrical School..... | 5 | Progressive "Edu-Kits" Inc. | 119 |
| Denson Electronics Corp. | 120 | RCA Institutes | 23 |
| DeVry Technical Institute..... | 10, 11 | Radio TV Training Association..... | 7 |
| Electronic Instrument Co., Inc. (EICO)..... | 8 | Raytheon Manufacturing Co. | 6 |
| Electronic Measurements Corp. | 12 | Rider Publishing Co., John F. | 111 |
| Grantham School of Electronics..... | 120 | Rockbar Corporation | 24 |
| Gyro Electronics Co. | 118 | Science Kits..... | 2nd Cover |
| Harvey Radio..... | 22 | Spera Electronic Supply..... | 122 |
| Hawkins Co., P. E. | 116 | Springfield Enterprises | 114, 116, 122 |
| Heath Company..... | 104, 105, 106, 107 | Stanley Electronics | 16 |
| Hershel Radio Co..... | 18 | TAB | 113 |
| Home and Auto Mechanic..... | 17 | Tradyne, Inc. | 116 |
| Indianapolis Electronic School..... | 120 | Trinidad Jr. College..... | 118 |
| International Correspondence Schools..... | 13 | Tri-State College..... | 122 |
| Interstate Training Service..... | 122 | Tube Mart, The..... | 25 |
| Johnson Co., E. F..... | 117 | U. S. Air Force..... | 30 |
| Klipsch & Associates..... | 125 | V.S.I. Television School..... | 118 |
| LMB | 114 | Valparaiso Technical College..... | 114 |
| Lang & Taylor..... | 114 | Video Electronics Co. | 129 |
| Lektron Specialties | 121 | Western Radio..... | 29, 116, 125 |
| Lion Sales | 14 | Westwood Research & Development Lab..... | 116 |
| Major Brand Tube Co..... | 27 | Whitehall Pharmacal Co. | 122 |
| | | World Radio Labs..... | 115 |
| | | YMCA Trade Schools..... | 124 |

Superior's New Model TC-55

Streamlined

TUBE TESTER



FOR

The Experimenter or Part-time Serviceman, who has delayed purchasing a higher priced Tube Tester. The Professional Serviceman, who needs an extra Tube Tester for outside calls. The busy TV Service Organization, which needs extra Tube Testers for its field men.

Speedy, yet efficient operation is accomplished by: Elimination of old style sockets used for testing obsolete tubes (26, 27, 57, 59, etc.) and providing sockets and circuits for efficiently testing the new Noval and Sub-Minar types.

• You can't insert a tube in wrong socket. Separate sockets are used, one for each type of tube base. • "Free-point" element switching system Any pin may be used as a filament pin and the voltage applied between that pin and any other pin, or even the "top-cap". • Checks for shorts and leakages between all elements. Provides a super sensitive method of checking for shorts and leakages up to 5 Megohms between any and all of the terminals. Continuity between various sections is individually indicated. • Elemental switches are numbered in strict accordance with R.M.A. specification. The 4 position fast-action snap switches are all numbered in exact accordance with the standard R.M.A. numbering system.

Model TC-55 comes complete with operating instructions and charts and streamlined carrying case.

\$26⁹⁵

Superior's New Model TV-11

Standard Professional

TUBE TESTER



★ Tests all tubes including 4, 5, 6, 7, Octal, Lock-in, Peanut, Bantam, Hearing Aid, Thyatron Miniatures, Sub-miniatures, Novals, Sub-minars, Proximity fuse types, etc.

★ Uses the new self-cleaning Lever Action Switches for individual element testing. Because all elements are numbered according to pin-number in the RMA base numbering system, the user can instantly identify which element is under test. Tubes having tapped filaments and tubes with filaments terminating in more than one pin are truly tested with the Model TV-11 as any of the pins may be placed in the neutral position when necessary.

★ The Model TV-11 does not use any combination type sockets. Instead individual sockets are used for each type of tube. Thus it is impossible to damage a tube by inserting it in the wrong socket.

★ Free-moving built-in roll chart provides complete data for all tubes.

★ Newly designed Line Voltage Control compensates for variation of any Line Voltage between 105 Volts and 130 Volts.

★ NOISE TEST: Phono-jack on front panel for plugging in either phones or external amplifier will detect microphonic tubes or noise due to faulty elements and loose internal connections.

The model TV-11 operates on 105-130 Volt 60 Cycles A.C. Comes housed in a beautiful hand-rubbed oak cabinet complete with portable cover.

EXTRA SERVICE — The Model TV-11 may be used as an extremely sensitive Condenser Leakage Checker. A relaxa-

tion type oscillator incorporated in this model will detect leakages even when the frequency is one per minute.

\$47⁵⁰

SHIPPED ON APPROVAL NO MONEY WITH ORDER — NO C.O.D.

We invite you to try before you buy any of the models described on this and the following page. If after a 10 day trial you are completely satisfied and decide to keep the Tester, you need send us only the down payment and agree to pay the balance due at the monthly indictee rate.

**NO INTEREST
OR FINANCE
CHARGES ADDED!**

If not completely satisfied, you are privileged to return the Tester to us, cancelling any further obligation.

MOSS ELECTRONIC DISTRIBUTING CO., INC.

Dept. D-243 3849 Tenth Avenue, New York 34, N.Y.

Please send me the units checked. I agree to pay down payment within 10 days and to pay the monthly balance as shown. It is understood there will be no finance or interest charges added. It is further understood that should I fail to make payments when due, the full unpaid balance shall become immediately due and payable.

Model TV-11... Total Price \$47.50.
\$11.50 within 10 days. Balance
\$6.00 monthly for 6 months.

Model 670-A... Total Price \$28.40
\$7.40 within 10 days. Balance
\$3.50 monthly for 6 months

Model TC-55... Total Price \$26.95
\$6.95 within 10 days. Balance \$5.00
monthly for 4 months.

Model TV-50... Total Price \$47.50
\$11.50 within 10 days. Balance
\$6.00 monthly for 6 months.

Name _____

Address _____

City _____ Zone _____ State _____

**SEE OTHER
SIDE**

CUT OUT AND MAIL TODAY! ▶

All prices net, F.O.B., N.Y.C.



Superior's New
Model 670-A

SUPER-METER

A COMBINATION VOLT-OHM MILLIAMMETER PLUS
CAPACITY REACTANCE INDUCTANCE AND DECIBEL MEASUREMENTS

SPECIFICATIONS:


D.C. VOLTS: 0 to 7.5 / 15 / 75 / 150 / 750 / 1,500 / 7,500 Volts
 A.C. VOLTS: 0 to 15 / 30 / 150 / 300 / 1,500 / 3,000 Volts
 OUTPUT VOLTS: 0 to 15 / 30 / 150 / 300 / 1,500 / 3,000 Volts
 D.C. CURRENT: 0 to 1.5 / 15 / 150 Ma. 0 to 1.5 / 15 Amperes
 RESISTANCE: 0 to 1,000 / 100,000 Ohms 0 to 10 Megohms
 CAPACITY: .001 to 1 Mfd. 1 to 50 Mfd. (Good-Bad Scale
 for checking quality of electrolytic condensers.)
 REACTANCE: 50 to 2,500 Ohms 2,500 Ohms to 2.5 Megohms
 INDUCTANCE: .15 to 7 Henries 7 to 7,000 Henries
 DECIBELS: -6 to +18 +14 to +38 +34 to +58

ADDED FEATURE:

Built-in ISOLATION TRANSFORMER
reduces possibility of burning out
meter through misuse.

The Model 670-A comes
housed in a rugged
crackle-finished steel
cabinet complete with
test leads and operating
instructions.

\$28⁴⁰



Superior's New
Model TV-50

GENOMETER

A versatile all-inclusive GENERATOR which provides ALL the outputs for servicing:
 A.M. Radio • F.M. Radio • Amplifiers • Black and White TV • Color TV
7 Signal Generators in One!

- ✓ R. F. Signal Generator for A.M.
- ✓ R. F. Signal Generator for F.M.
- ✓ Audio Frequency Generator
- ✓ Bar Generator
- ✓ Cross Hatch Generator
- ✓ Color Dot Pattern Generator
- ✓ Marker Generator

R. F. SIGNAL GENERATOR: The Model TV-50 Genometer provides complete coverage for A.M. and F.M. alignment. Generates Radio Frequencies from 100 Kilocycles to 60 Megacycles on fundamentals and from 60 Megacycles to 180 Megacycles on powerful harmonics.

CROSS HATCH GENERATOR: The Model TV-50 Genometer will project a cross-hatch pattern on any TV picture tube. The pattern will consist of non-shifting, horizontal and vertical lines interlaced to provide a stable cross-hatch effect.

DOT PATTERN GENERATOR (FOR COLOR TV) Although you will be able to use most of your regular standard equipment for servicing Color TV, the one addition which is a "must" is a Dot Pattern Generator. The Dot Pattern projected on any color TV Receiver tube by the Model TV-50 will enable you to adjust for proper color convergence.

VARIABLE AUDIO FREQUENCY GENERATOR: In addition to a fixed 400 cycle sine-wave audio, the Model TV-50 Genometer provides a variable 300 cycle to 20,000 cycle peaked wave audio signal.

MARKER GENERATOR: The Model TV-50 includes all the most frequently needed marker points. The following markers are provided: 189 Kc., 262.5 Kc., 456 Kc., 600 Kc., 1000 Kc., 1400 Kc., 1600 Kc., 2000 Kc., 2500 Kc., 3579 Kc., 4.5 Mc., 5 Mc., 10.7 Mc., (3579 Kc. is the color burst frequency.)

BAR GENERATOR: The Model TV-50 projects an actual Bar Pattern on any TV Receiver Screen. Pattern will consist of 4 to 16 horizontal bars or 7 to 20 vertical bars.

THE MODEL TV-50 comes absolutely complete with shielded leads and operating instructions.

\$47⁵⁰

Only

**SHIPPED ON APPROVAL
 NO MONEY WITH ORDER — NO C.O.D.**

FIRST CLASS

Permit No. 61430
 New York, N. Y.

BUSINESS REPLY CARD


No Postage Stamp Necessary if Mailed in the U. S.

POSTAGE WILL BE PAID BY —

MOSS ELECTRONIC DIST. CO., INC.

3849 TENTH AVENUE

NEW YORK 34, N. Y.



We invite you to try before you buy any of the models described on this and the preceding page. If after a 10 day trial you are completely satisfied and decide to keep the Tester, you need send us only the down payment and agree to pay the balance due at the monthly indicated rate. (See other side for time-payment schedule details.)

**NO INTEREST
 OR FINANCE
 CHARGES ADDED!**

If not completely satisfied, you are privileged to return the Tester to us, cancelling any further obligation.

**SEE OTHER
 SIDE**

◀ CUT OUT AND MAIL TODAY!