

The  
Indiana  
Historical  
Radio Society



**BULLETIN**

Volume 42

June 2013

Number 2



*-You are tuned in to station W.Q.J., Chicago -  
Next Saturday, any child visiting the Lawndale  
Coffee and Tea Store with their parents, and make  
a purchase, will receive a free tablet, compliments  
of the Calumet Baking Powder Company.*

---

The BULLETIN  
A PUBLICATION OF THE INDIANA HISTORICAL RADIO SOCIETY  
FORTY-TWO YEARS OF  
DOCUMENTING EARLY RADIO

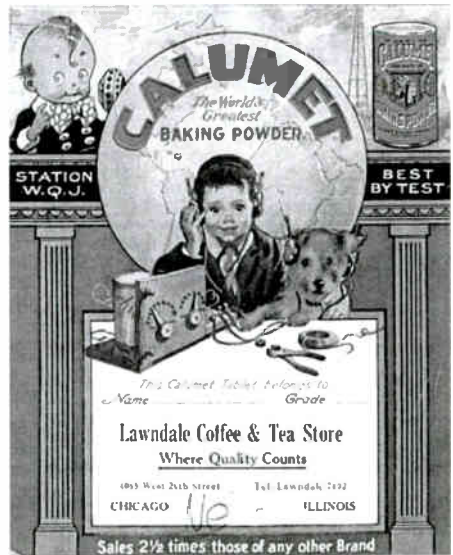
# The Indiana Historical Radio Society Bulletin

## June 2013

◇ Contents:	page
◇ From Your President—Dave Mantor	3
◇ How An Arvin Radio Is Born—Noblitt Sparks	5
◇ The Zenith 2000 and the Holland Transistor—Ed Dupart	8
◇ Rare Transistors On Display—Ed Dupart	11
◇ Old Equipment Contest, Spring Meet Kokomo	14
◇ Dave's Service Bench	16
◇ Auction—Walt Sanders Collection	20
◇ We Remember three IHRS Members	21
◇ The Eclectic Electric Display, Spring Meet, Kokomo	22
◇ Spring Meet Auction and Tech Talk	24
◇ An Interesting Read "Vee Jay" A "Traces" review, F. Prohl	25
◇ Vintage Raytheon Transistors on Display—Ed Dupart	28

**The Cover**—Frank Kaspar, Jr., Grade 1B in December 1930, practiced his letters in his free Calumet Baking Powder tablet. Most of the content are poems, probably copied from the chalk board, but every now and then several pages are full of "I must behave at all times and be good."

W.Q.J. are the call letters of the Calumet Baking Powder and Rainbo Garden Radio Broadcasting Station, Chicago. "This station is dedicated to the house wives and dealers of America." By the time Frank was using his tablet in 1930, the Rainbo Room was closed (1928) and W.Q.J. sold to The Chicago Daily News.



# FROM YOUR PRESIDENT'S KEYBOARD

A tip of the hat and a nod to each of you as you anticipate the summer that is here. I extend greetings to all fellow antique radio enthusiasts. I'm foregoing my usual "Dave's Service Bench" just for this edition of The Bulletin as I attempt to pull all my "ducks in a row" into a visible and orderly line.

**KOKOMO** – What an extraordinary experience we all had this past month (May 3-4) when the IHRS Spring Meet convened at Kokomo's Quality Inn for a 2-day affair that finished up in grand style with an auction of 70+ items. Radios, parts,



literature and even a 3x4' picture of Armstrong went from estate and personal donations and some museum inventory into the hands of fellow collectors. The auction was carried by the auctioneering talents of both Mike Feldt and Fred Prohl. The radio items to be auctioned were as varied as any radio collector could hope for, and to this observer, it seemed to me that everyone had fun. Herman and Shirley were at their best in keeping order in their accounting ledgers as the buyers paid for their winnings. My personal opinion is that I hope an auction of

## FOLKS IN OUR TOWN

For Long Distance, Pop's Radio Beats Them All

By

Edward McCullough  
AUTOCASTER



1922

## From Your President (continued)

sorts could be a part of the Kokomo meet on an annual basis. Of course, your administrative officers will take this and other topics up for discussion when we meet at our August officers' meeting. Our examination of this will be both thorough and as cognizant of the members' feelings as we can make it. **In order to do that, however, we need to hear from you !** Please feel free to mail or email any critiques' or suggestions to me or any of the officers prior to our meeting. This is your club, and we want to hear from you. Of course, it's never a guarantee that every suggestion will be adopted, but we work hard for the betterment of the club using the best ideas and resources at hand.

This brings up another thought of mine which is also shared by other club officers and it is this: **WE**

**NEED HELP TO PUT ON ANY MEET THAT IHRS HAS DURING THE YEAR.** I believe that there were several more helpers than usual for this past meet, those who were willing to help pack up, carry, dismantle tables and generally look around to add one's helping hands. Remember...it's not a "given" that everything automatically gets set up in time and dismantled in an orderly fashion. It takes work, a practical example of the "armstrong method" to get things done. Certainly, it does require being available. A quick phone call will give the needed information that you will need to be at a location to help ready the event. Even offering to make the coffee or get the donut table ready would free up an officer for a different job. My mom used to say "many hands make light work." **WOW!!** That was a spoken word of truth !! *continued - page 16*

### **MEMBERS OF THE INDIANA HISTORICAL RADIO SOCIETY!**

When you meet with others of similar interest in radio and vintage electronics at Ham Fests, auctions, flea markets etc., invite them to join the IHRS. Or invite them to visit with the IHRS at the Fall Foliage meet in Greenfield as your guest.

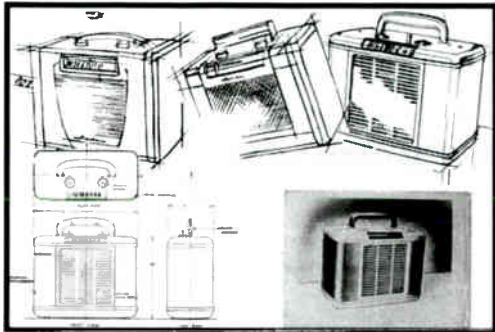
In addition to regularly scheduled meetings, the IHRS offers a network of individuals interested in Vintage Radio, and a quarterly "Bulletin" of vintage radio history, radio restoration topics, and reviews of unique radios. Checks for membership should be payable to the Indiana Historical Radio Society in the amount of \$15.00 per January through December year. Send payment to: Herman Gross, IHRS, 1705 Gordon Drive, Kokomo, IN 46902. Important: To ensure receipt of the "Bulletin" and other IHRS communications clearly print name, address, phone number (and email address).

# HOW AN ARVIN RADIO IS BORN

N. S. I. Folks - June, 1947 (*Noblitt-Sparks Industries*)

## What Happens Between First Design and Completed Chassis?

"It really isn't necessary to be crazy to understand radio, but it helps," is perhaps the most used wise crack in the radio industry.



And certainly we're not going to be foolish enough to try to explain the whys and wherefores of a contraption that begins spewing soap operas or relating world news at the turn of a button.



Clarence Karstadt, Designer

The purpose of this feature is to give FOLKS' readers a little clearer conception of what goes on in the N.S. I. organization from the time someone (often a customer) says: "Why not have an Arvin radio about so wide and so high with five or six tubes that'll look like ninety dollars and



Ben Irwin, Radio Engineer

sell for thirty-nine-ninety-five?

Designer Clarence Karstadt comes down from Chicago, chews the fat all forenoon with our radio engineer Ben Irwin. Then several folks from the sales department twist and squirm and douse cigarette butts through still other sessions. Back to



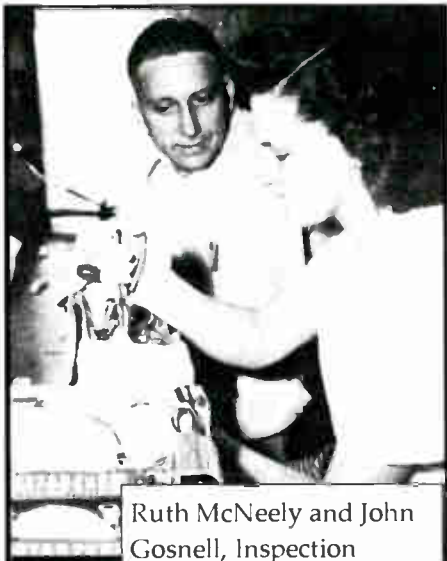
Vic Bochenko,  
Preproduction testing




Al Coatney, 140-P Design Engineer

Chicago goes Clarence. Next some rough sketches, then by degrees, refinements and detail drawings – more, and still more sessions among engineering, design, sales and purchasing.

Karstadt's sketches and detail drawings finally are coordinated with engineering; then he makes a "rendering" – a beautiful colored picture of a radio that still exists only on



Ruth McNeely and John Gosnell, Inspection




Wiring Production Line of about 32 people.



Alice Mineer solders parts into place.



Alice Garriott and Pauline Greenlee, Mechanical Assembly.



Dick Action, 140-P Alignment

paper. Next, expert hand craftsman Ray Zeigler makes a "mock-up" model of wood. During this time the advertising department will have made attractive catalog pages with full color pictures of the non-existent product.

The purchasing department shops for material and finished parts (in the case of model 140-P) in 34 cities in 15 states. No radio manufacturer ever makes a complete radio. The hundreds of little fixins's require highly specialized skills and are often confined to a single producer. Noblitt-Sparks perhaps makes a larger percentage of its radio assemblies than most radio manufacturers. In this series of pictures is a continuity of progress from the completion of renderings and detail drawing through our own engineering and production to the completed product.



Pearl Moore, Final



Bernice Hutton, Ed Ketner, and Effie Miller pose with the model 140-P

## Zenith 2000, Transoceanic 1000 & 3000 and the Holland Transistor©

By Edward Dupart

The Zenith 2000 is probably one of the best if not the best performing AM/FM radios of the late 1950's into the 1960's. This radio was introduced in 1959 and was built for several years after that. It was the first portable AM/FM with

tive nor did it have the tonal quality of the Zenith. Then I compared it to an RCA Stratoworld and it had the same sensitivity, but still didn't match the tonal quality. I'm listening to a classical station about 80 miles away right now and it is coming through just fine.




AFC. With the large 5 x 7 speaker it has excellent tonal quality and the RF stage for both AM and FM gives this set good sensitivity and I am able to pick up weak stations far better on this set than any other AM/FM that I have. I compared it to a Japanese high quality multi-band radio and it wasn't as sensi-  
8


I have had two that were in excellent condition before I acquired this one and somebody else always wanted it more than me, so they found new homes. The present one I found in an antique shop at a reasonable price, so I bought it with the intentions of keeping this one to use. Unlike the



other two that were near perfect, this one has a few dents and missing the decorative knob inserts. When I got it, it had a broken dial cord and would not work until I cleaned up the battery contacts on the batteries themselves. This was weird because the batteries were good, but had rust on one of the contacts. After cleaning the batteries themselves and cleaning the battery compartment terminals, the radio worked on AM only. There was no leakage or major corrosion in the battery compartment, which I was thankful for. It was also very dirty with tobacco stains, so this was the state of the radio when I got it.



I took everything out of the case and cleaned it taking care not to get any moisture on the nicely preserved schematic on the inside of the back. Before I took everything out of the cabinet I made a diagram where all the wires go and took a picture of it, so I had two references to refer to when reassembling the radio. Digital cameras are so nice. While the chassis is out of the cabinet it was time to re-string the dial cord, which didn't take long. Now to see why the FM band is dead so I took the RF generator and set it at 10.7 MHz and found the radio unresponsive. I took the schematic, which I took a picture of with my digital camera and printed it out, and studied it. My conclusion is that the problem was in the 3<sup>rd</sup> and last FM IF stage and since I have run across many Transoceanics with bad IF transistors I decided to check this one. Since the transistors are in sockets it made it easy to check it. Just like all the others, it was open. I took a good one out of a Zenith Transoceanic 3000 and plugged it in and the Zenith 2000 came to life on the FM and was working fantastic, but the audio was a little low. I put the IF transistor back in the 3000 and found a silicon PNP (2N3906) and put that in and it worked fine. You are probably thinking how can the silicon transistor work in place of a germanium without re-biasing it? The 3<sup>rd</sup> IF stage in this radio has



A PNP 2N3906 Silicon transistor replacing the defective Germanium transistor.

absolutely no forward bias and will only conduct with a signal and is probably acting as a limiter. Without any forward bias, this allowed the silicon PNP to work just fine. Now for the low audio problem that was due to the AF coupling 4.7 mfd electrolytic capacitor partially opening up, so replacing that took care of that problem. Electrolytics tend to open up in early transistor radios so jumping them with a good electrolytic will usually show which one is bad. Use one of similar capacity and equal or higher voltage rating. At this point the radio is done and all I need to do is put it back together.

Why did I use a silicon transistor instead of an original germani-

um transistor? I don't have a large stockpile of germanium replacement transistors that will work in these Zenith's and in the 1<sup>st</sup> and 2<sup>nd</sup> IF stages they need the right transistor unless you want to go in and re-bias the replacement transistor and I prefer not to do that. So I'm always on the lookout for the correct replacement Germanium IF transistors.

Over the years I have found the Holland made IF transistors tend to open up on the Zenith 2000's, the Transoceanics 1000 and 3000's. So if you have one of these sets that appears dead on one or more bands and the audio seems to be working, check those pesky little IF transistors. *Ed*

# Rare transistors on display at the IHRS Spring Meet, Kokomo

From the Ed Dupart Collection

Ed Dupart's Zenith 2000 Transistor receiver repair fits well his "Tech Talk" on vintage transistors at the IHRS Spring Meet. Scattered throughout this issue of the Bulletin are pictures of his display of rare transistors.

Below is the 2N24 Point Contact transistor. The left picture shows the hole in the body of the transistor, exposing the "Point of Contact" and allowing a final adjustment. The hole was then filled with a potting material and a band wrapped around to maintain a seal (right picture).

2N24 1952/53 point contact used by the military.  
Note the black ring to cover the adjusting hole.



NSNR  
2N24 TRANSISTOR  
1 -EACH  
1584-PHILA-52  
WESTERN ELECTRIC CO. IN  
LAURELDALE, PA.  
DATE PKD. 4/53

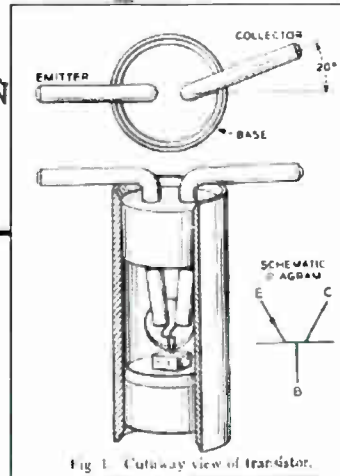


Fig. 1. Cutaway view of transistor.

The 2N24 a two lead device? Note the base of the transistor is the case.

The figure on the right is from an Internet image search for Point Contact.

A sampling of Ed Dupart's Vintage Transistor display at Kokomo



GE (General Electric)  
37B 1954 prototype?



2N78 1955 low cost RF



2N107 1955 AF hobbyist

2N170 1956 RF hobbyist

2N123 1955 Military/other



2N137 1955 RF/IF



2N169A 1955 IF used in many radios

Sylvania

1N34 1946 1" point contact diode in a small package

1N50 late 1940's


2N35 1953 black case 1955 silver case  
early hobbyist type

2N34 1953 compliment to the 2N35  
early hobbyist type

2N211 1955-56? used in a lot of radios  
I bought this new in 1959 and just couldn't cut the leads

2N214 1955-56? Used in a lot of radios  
I bought this new in 1959 and just couldn't cut the leads

2N229 1955-56? hobbyist type



Clevite

2N257 1956 AF power



## A sampling of Ed Dupart's Vintage Transistor display at Kokomo

RCA 1<sup>st</sup> commercial transistors  
2N109 1955, 2N140, 2N139 1956  
2N109 was used by hobbyists as well  
and performed better than the CK722  
(my experience)



Transitron  
242 1954/55 note  
the T in the square



Tung Sol in the traditional robin egg blue  
Used for only a few years

2N64 1957 AF applications



This is just the beginning of my transistor display and I have many more to add to it. Most of the dates are introduction dates and some of these transistors will have later production dates. The way to interpret mosts dates is this way: 334—1953 34th week, 819—1958 19th week, 025— 1960 25th week etc. If you have additional information or corrections, please let me know.

### Resources:

- [Transistormuseum.com](http://Transistormuseum.com) by Joe Knight,  
[transistormuseumearlygermaniumpowertransistors.org](http://transistormuseumearlygermaniumpowertransistors.org)
- [Semiconductormuseum.com](http://Semiconductormuseum.com) by Joe Knight
- [Early US Transistor Manufacturers' Logo](http://EarlyUSTransistorManufacturersLogo.com) by Andrew Wylie

Ed Dupart

## The Old Equipment Contest—Spring Meet—Kokomo




Michael Feldt's 1924 Leutz "C" Super Heterodyne battery receiver was awarded first place in the pre-1930 radio contest category and the IHRS Founder's Award for "Best Of Show". Michael's Leutz "C" has an award winning track record, confirming the receiver's historical significance—The Leutz Super Het has been awarded "Best of Show" at recent ARCI RadioFest and MARC Extravaganza events. See the September 2012 IHRS Bulletin for details on the Leutz .



Ed Dupart's transistor entry, awarded first place in the open Old Equipment Contest category, did not seem "Old" in the 1924 Leutz sense of old but certainly fits a description of "Rare". Ed's display of very early transistors met the judges scoring equal to the 1924 Leutz entry—a tie in points total. Considering a thirty year separation in the technology of amplifying radio signals, a descriptor of "Rare" is appropriate. Sections of Ed's contest entry are pictured throughout this issue of the Bulletin.




Bob Piekarz won first place for his 1947 Arvin 140-P tube portable in the Indiana Made contest category. See page 5 of this Bulletin for more on the 140-P.



Above left, Tom Williams was awarded 2nd place of his Arvin made Silvertone' Bruce Wertelka entered an Arvin 8 portable in the Indiana Made category.




In the 1930's Radio category Tom Williams won first place for his 4 tube Philco (left). In the center is an RCA Victor set submitted by Tom Williams. On the right is the second place winner Truetone D724 submitted by Bruce Wertelka.



Left—Steve Ewbank placed first with his Stromberg Carlson ASP 422 tube stereo amp. The ASP422 uses the rare 6DY7 output tube, essentially two power output tubes in one envelope. Second place (center) was awarded to Fred Prohl in the open category for his Automatic Radio tube/transistor receiver display.

Tom Williams entered, in the open category, a display of Novelty Transistor Radios (right).



**TESLA** – Nikola Tesla's Long Island, New York lab has been officially purchased this past month by the Tesla Science Center hoping to eventually turn the building into a museum and science learning center.

**SCHOOL** – I believe in education. I was moderately educated in my early years with 3 years of college before quitting. My, those were hard years. I kept trying to justify from my youthful experience why should I keep going?... why I should study when my friends were having a good time? ...why shouldn't I be spending my time and money in other pursuits? The final "why" won out. Since those days, which are now bearing down on 50 years ago, I have come to realize the answer to all my "whys," especially the first one. I had to keep going in other areas; when I dropped from college and went to work, the job wouldn't let me "sluff off." If I would have been negligent, the second phase

of the first "why" would have been another job, similar to the first but still demanding me to keep going.

You may be wondering at this point the relationship of my mental calisthenics to radio and the collecting thereof. Like my first "why," keep going.

Many of us have learned much through the day-to-day movement in life. Maybe there had been several career changes necessitating study. Going from one job responsibility to another may have caused additional book duty that may have not been considered. There could easily have also been the desire to go back and finish an unfinished degree sensing the help it would give. Military life caused



many to sit up and take notice as to where they as a soldier or cadet needed to have further education.

To quote a modern phrase, "I've been there, done that." Now I wish I would have been more direct in my pursuit of finishing some higher levels of learning.

Still with me? Good.

This past school year, I have had the privilege and joy of being back in the classroom, not as a student but an instructional assistant to a 5<sup>th</sup> grade teacher at one of Anderson's elementary schools. I'm not a stranger to modern day classroom settings as I have done considerable substitute teaching. However, this year has been unique. The teacher is fairly young (late '30s), quite well educated and insistent that I share teaching responsibilities. What I mean is, she went so far as to make sure the 30 students in the classroom viewed my presence there as equivalent / equal to hers.

(I've enjoyed sharing much of this with good friend Ed Dupart as he has been part of the education scene for many years.)

One morning last fall, as we were discussing plans, I asked her if there was any standard that would let us teach some electronics. Lesson plans and structure must follow a state guideline of instruction; hence, it's called a standard. She replied there was,

and if I would be interested in doing the instruction. Her strengths were in grammar and math; not in science.

So, after the first of the year, I started putting together a set of plans for 4 days of electrical science study, complete with hands-on experiments. Starting then in March, we covered magnetism, electrical circuits (remember, these are energetic 5<sup>th</sup> graders, so we used batteries), static electricity and one of Ed's favorites, the mixing of vinegar and baking soda to produce a simple chemical reaction. These are kids who have been raised on cell phones, computers and iPods. The result? They were excited and wanted more. Assessment (testing) came and went. Grades were turned in and we moved on. However, the day following the tests, another 5<sup>th</sup> grade teacher wanted equal time from me for her class. Out came the plans on electricity a second time, 4 days, assessments and they moved on. A third 5<sup>th</sup> grade teacher wanted the same instruction for her 5<sup>th</sup> grade class. Same routine as before.

The result was the same in all three 5<sup>th</sup> grade classes...not their individual grades but their enthusiasm. 5 incidental items – a 1 ½ volt battery, 2 wires, a bulb and its socket – and they were hooked. They wanted more electrical sci-

## From Your President (continued)

ence, more than what the standard would allow, but nevertheless, they were fascinated, I believe, in the same way the young amateurs of a hundred years ago were fascinated.

Friends, I believe that we should not be ready to mark off the youth of today simply because much of the current technology seems to run over what we deem as fascinating (tubes, antennas and wooden cabinets). I think we've allowed the electronics of yesterday to fall into the mire under the wheels of electronic progress of today.

My solution is simple – get to know some elementary teachers in a school near your home. Explain to them you'd like to offer some of your time and resources to teach electrical science to his or her students. Make up some simple experiments (start with the balloon and static electricity angle) and get ready for a level of enthusiasm that you haven't experienced for awhile. **TODAY'S YOUTH NEEDS YOU!** These boys and girls need your message of science and the thrill of learning. You may even find, as I have, some students who need a father image in their lives because their biological dad, if they know who he is, may be sitting in a jail cell somewhere. There are moms locked up, too.

Ed and I have talked at length about this. If you'd like to join in

the conversation, let me know. But don't delay; talk with your local school officials and see what you might be able to do. I guarantee you'll be glad you did.



**"424 TUBE** – Some months ago, a small 4 inch item marched itself into my life and set me on a short journey. Friend and fellow IHRS officer, Michael Feldt, gave me a 424 tube that had come into his possession. Now, this 424 is a basic, nice looking 5-pin tube with a 2.5 volt filament. So, what makes it special? In the picture, you'll notice that in addition to its clear markings, a sales sticker remains on the tube indicating it was sold, of all places, at a tire store which was located downtown Fairmont. My initial reaction when Mike

gave me the tube was here was something that would be fun gathering up background information about the store. Owned and operated by George Barnhart for 52 years, I was abruptly stopped in my tracks when I found out neither of Barnhart's two (2) sons had any information nor pictures of the business. The question which is still running through my mind is how can a family be so involved with a store in one location in one community for that long and not have any background on it? Amazing ! However, you can see


from my enclosed pictures that the building still stands and is in very nice, useable condition. Currently, it's being prepared to house a soon-to-open beanery. I've also enclosed a picture on the store (you'll see the Goodyear sign on the left) of it in the late '20s. And that, my friends, is where the tube came from. It's a long shot, but if anyone would have any information on Barnhart Tire Store in Fairmont and know of any affiliation with the early radio industry, please let me know. *Dave*



The Barnhart Building to left was home to the Barnhart Tire Store for 52 years in Fairmont, Indiana

Below, a late 1920's Fairmont Street scene. Note the Goodyear tire sign in front of the Barnhart Building.





**AUCTION – AUCTION**  
**ANTIQUE RADIOS**  
and  
**PHONOGRAPHS**  
From the Walt Sanders  
Collection.

**MONDAY JULY 8TH ---1PM**  
**SHADOW AUCTION BARN**  
**1517 MAPLE AVENUE**  
**TERRE HAUTE, INDIANA**

View the picture gallery  
at [auctionzip.com](http://auctionzip.com)

[http://www.auctionzip.com/IN-](http://www.auctionzip.com/IN-Auctioneers/48897.html)  
[Auctioneers/48897.html](http://www.auctionzip.com/IN-Auctioneers/48897.html)

Questions – contact Eric Sanders  
at 410-429-4298 or  
[easanders2@verizon.net](mailto:easanders2@verizon.net)

**- We Remember -**

**Lou Moses**, 74, passed away April 14, 2013 in Fort Wayne. A long time Indiana Historical Radio Society member , Lou held the IHRS officer position of Society Secretary for a period of time. Lou was in the insurance industry for 30 years, retiring in 2000.

**Ted Rogers**, 90, died January 2, 2013 in Syracuse, Indiana. An Army Signal Corp veteran during WWII, Ted built a career in radio and electronic component manufacturing. IHRS members will remember Ted's open house in 2006 where he displayed a collection of beautifully restored radios. Most memorable was his work shop—a workspace representative of a successful electronics manufacturer.

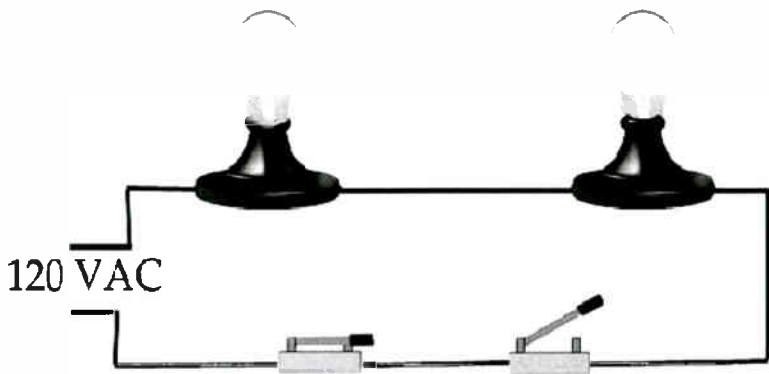
Also a longtime member and supporter of the Indiana Historical Radio Society and the Antique Wireless Association, **Francis Hudlow**, WA9HKK, 89, passed away August 4, 2012 in Lafayette. An Army Air Force photographer during WWII, Francis' photographs live on through a picture gallery at [57thfighter.org](http://57thfighter.org). He will be remembered for his jolly stories, wit, and sense of humor.

**Treasurer's Report for the 42nd Annual Spring Meet of the Indiana Historical Radio Society, Kokomo, Indiana:**

Receipts	62 registrations	\$ 310.00
	23 table rentals	\$ 230.00
	Auction	\$2175.00
	Donations -	
(pizza, soft drinks, coffee, etc.)		\$ 97.18
	Total credits	\$2812.18
Expenses	food, drinks	\$ 110.50
	Insurance	\$ 59.67
	Facility rental	\$ 500.00
	Total debits	\$ 670.17
Meet results:	\$2812.18—\$670.17 = \$2142.01	

IHRS membership as of May 4 is 182

Respectfully Submitted, Herman Gross Sec/Treas, IHRS



**Ed Taylor’s Magic Series Circuit**—Apologies to Ed, we did not get a picture of his puzzle circuit—so above is a drawing of his “Eclectic Electric Display.”


Two lamps are wired in series (a single conductor) with two knife switches. When both switches are open, both lights are off.

When both switches are closed, both lights are on.

Wave the magic wand, open the knife switch on the right and the right bulb goes off, left bulb stays on!

Wave the magic wand again, open the left switch, close the right switch and the left light is off, the right light is on!

Teach that in your basic series circuit class!



A circa 1906 **Toepler-Holtz (Double Voss) Electrostatic Influence Machine** displayed by Fred Prohl.

In the early 1900’s salesmen traveled the country visiting homes and farms selling lightning protection. This electrostatic influence machine, carried by the salesmen (note the handle), generated arcs and sparks simulating lightning strikes.

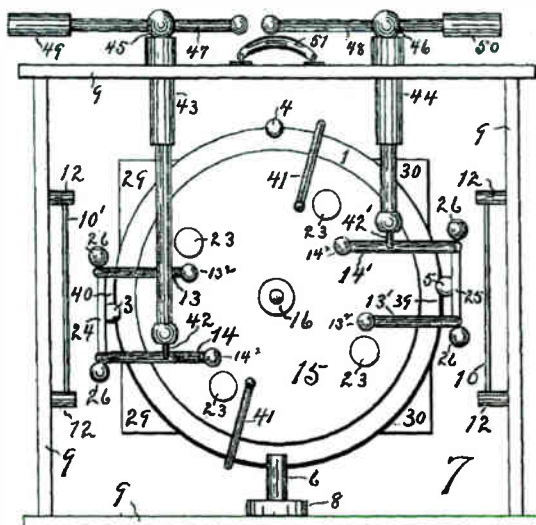
Consisting of two fixed and two rotating glass disks this machine differs from previous designs with the introduction of two glass plate condensers, replacing the Leyden jars.



On July 13, 1906 a patent was given to Otto Baysdorfer of Omaha, Nebraska for a Static Electric Machine with the unique change of glass plate capacitors attached to the wall of the oak case. The patent drawings are remarkably similar to the Toepler-Holtz machine displayed at the Spring Meet.

*(Thank you Gerry and Marj Fitzpatrick for holding on to and passing along a unique artifact of electrical history.)*

Fred Prohl



**- 2013 Regional Vintage Radio -  
Indiana Historical Radio Society**

October 12—Fall Foliage Meet in Greenfield

**Antique Radio Club of Illinois** [www.antique-radios.org](http://www.antique-radios.org)

RadioFest—August 1-2-3 Willowbrook Holiday Inn

**Michigan Antique Radio Club** [www.michiganantiqueradio.org](http://www.michiganantiqueradio.org)

Extravaganza—June 27-29, Lansing, MI

**Mid-South Antique Radio Club**

MSARC Meet information contact: [layvinrad@insightbb.com](mailto:layvinrad@insightbb.com)

**AWA-Antique Wireless Association** [www.antiquewireless.org](http://www.antiquewireless.org)

August 20-24—World Convention



Dave Mantor introduces Mike Feldt and Fred Prohl as the auctioneer(s) for the Spring Meet Donation Auction. Approximately 70 lots were sold in the 90 minute auction. A sample of items sold and price follows:

- Scott All Wave 23 \$1000
- Crosley V \$180
- Seven lots, new & used tubes \$190
- Hallicrafters SX-110 with speaker \$70
- Zenith 6-S-27 Black Dial tombstone \$75
- Two WESTON laboratory meters \$30
- ELMCO three dial battery radio \$42
- B&K Transistor Analyst \$20
- Fairbanks Morse radio \$50
- Zenith portable (no model #) \$35
- Superior T-11 tube tester w/data \$30
- RCA Victor 45rpm record player \$25
- EICO 950A R-C bridge \$20
- Book Ghirardi's "Modern Radio Servicing" \$18
- Triumph Signal Generator \$10

The Spring Meet Tech Talk on Friday evening (following the pizza). Ed Dupart leads a presentation on early transistors. Details of his presentation can be found on pages 8-13 and page 28 of this Bulletin.





## An Interesting Read—Fred Prohl

*"Inside the box was a crystal radio set."*

So begins an Indiana Historical Society Traces article titled Goodnight Sweetheart Goodnight, Vivian Carter and Vee Jay Records.

An opening line referencing a crystal radio would encourage any of us to read further. But deeper in the article when there was again reference to the 1954 release of the Spaniels' "Goodnight Sweet-

heart Goodnight" things became personal. 1957, dancing with my girl to the Spaniels first release on Vee Jay records is a fond memory of a time when new experiences were forever etched in my memory.


Author James B. Lane writes about Gary Indiana's radio personality and record producer Vivian Carter. Carter DJ'd at northern Indiana and Chicago stations (WGES, WJOB, WGRY, and WWCA). In the 1950's she and her husband opened a recording business under the Vee Jay label. In addition to the Spaniels, the Vee Jay label carried well



known artists like Jimmy Reed, El Durados, Dells, Dee Clark, the 4 Seasons to list a few of popular singers of the 1950's and 60's. The Vee Jay label was the first to release an album introducing the Beatles.

So if you want a break from TRF's and superhet's, Cathedrals and Tombstones read Goodnight Sweetheart Goodnight, Vivian Carter and Vee Jay Records for insights on the broadcast side of Indiana radio.

*Fred*



Submit your "FREE TO CURRENT MEMBER" RadioAd by the 15th of February, May, August, or November in time for the Bulletin issue that follows.

**For Sale:** 150+ issues of station WLS' weekly magazine, Stand By! 1934-1936. Pretty good shape, \$200. Andy Ooms, oomspine@msn.com or call 310-375-1768. 6/13

**FREE:** TWO large late 1920's radios available. GE H-91 superhet, and Victor R-39 TRF, both work, both rough cabinets. One set of tubes for the pair. Free each or both for pick up. For more details e-mail farkas@wildblue.net. 3/13

**Wanted:** Tempo 1 Power Supply (Ham). Dave Mantor, PO Box 1, Fairmount, IN 46928-0001 (765)618.8342 Email - merrijoym@yahoo.com Thank you 6/13

**For Sale** the following consoles , Stromberg Carlson model 440-M , \$ 200 , Midwest model D-17 , \$375 , American Bosch model 28 with matching speaker cabinet , \$150 , and Philco model 190 X , \$125 , also code practice key with oscillator \$50 . Bob Pote, 317-881-5721 , Greenwood, IND. or contact me via e-mail [mrzenith41@aol.com](mailto:mrzenith41@aol.com) 12/12

**For Sale:** REPRODUCTION RADIO BATTERIES: I've developed replica battery solutions for most tube and transistor radios--batteries that have not been available for nearly thirty years. They look, they feel and they work--just like the originals! Plus, they are a reusable resource. Inside are holders for AA, C, D and 9-volt batteries. When the batteries wear out, simply remove them and install new ones. Contact Bill Morris at [batterymaker@gmail.com](mailto:batterymaker@gmail.com) or at 317-895-1334. 12/12

**For Sale:** Reproduction cabinet parts (wood). In stock parts; front panels, rear arch supports, base molding, for Philco models 20,21,70,90 (others per sample). Philco Colonial Clock top trim including finials, Grandfather Clock finials for Philco 570, GE H-91, Crosley 124 (others per sample). Almost any wood part available per sample, any make or model (per quote) (tooling charge may apply). Dick Oliver c/o Antique Radio Service, 1725 Juniper Place #310, Goshen, In. 46526. Ph. (574) 537-3747, e-mail- [dolivears@aol.com](mailto:dolivears@aol.com) 12/12



## 2013 Officers

### David Mantor, President

P. O. Box 1  
Fairmount, Indiana 46928  
(765) 618-8342 before 7pm Indiana time  
email w9ocm.radio@yahoo.com

### Michael Feldt, Vice President

12035 Somerset Way, East  
Carmel, Indiana 46033  
(317) 844-0635 email: feldtm@msn.com

### Herman Gross, Treasurer/Secretary

1705 Gordon Dr.  
Kokomo, Indiana 46902  
(765) 459-8308  
email: hw144ihrs@comcast.net

### Editor Fred Prohl

3129 Lanam Ridge Road  
Nashville, IN 47448  
(812) 988-1761 email inistradio@gmail.com

### Dr. Ed Taylor, Historian

245 North Oakland Avenue  
Indianapolis, Indiana 46201-3360  
(317) 638-1641

## Responsibilities

Activities, Business,  
Administration, & Publicity

Sites and Dates of Meets

Applications and correspondence  
**Dues**, Financial, and address  
change. Please notify  
immediately of change of address.

News Articles, Radio Ads, Photos  
for Bulletin publication  
Maintain indianahistoricalradio.org

Donations & Scrapbook Material

**Bulletin Deadlines:** News, Articles & Radio Ads, 2/15, 5/15, 8/15, 11/15

**IHRS Web site address:** [www.indianahistoricalradio.org](http://www.indianahistoricalradio.org)

The INDIANA HISTORICAL RADIO SOCIETY is a non-profit organization founded in 1971. Annual membership dues of \$15.00 includes the quarterly IHRS "BULLETIN." Radio-Ads are free to all members. Please include an S.A.S.E.

## **The BULLETIN**

**A publication of the Indiana Historical Radio Society  
Forty-two years of documenting early radio.**

